



Construction Supply

the cutting edge

innovative products and solutions from the construction experts

WINTER 2018/2019

Inquire about Purchase or Rental of Indirect or Other Style Heaters to Suit Your Job Needs!

Propane



LB125



LB170



LB400



Kerosene



LBK175: Kerosene forced air heater
175,000 BTU/hr

LB400: Forced Air Heater

Electronic ignition for sure starts, 400,000 BTU/hr Propane.

LB125: 50,000-100,000 BTU/hr

LB170: 125,000-170,000 BTU/hr

Electric Heaters



PHE1.5:
5,100 BTU/hr
120V / 12.5A
1500 Watts



PHE6:
20,500 BTU/hr
240V / 25A
6,000 Watts



PHE9:
30,700 BTU/hr
240V / 37.5A
9,000 Watts



HSDXHX70CFA: Cordless
Propane Heater. 68,000
btu, heats up to 1,500sq.ft.
Add propane tank and
Dewalt 20V battery Sold
Separately



TPIFES-1024-1CA: 240v,
10 KW/42 Amps, single
stage, 34,000 BTU/hr
heat output. 240V / .



TPI188TASA: Milkhouse
electric fan forced 4400
BTU/hr / 120V Portable
heater



\$99



\$45



\$49



\$9



\$7.95



\$99.99

TT0386-1293: Torch
Handle
Propane/MAPP Torch
Self lighting, Brazes, Solders

TT0387-0465: Torch Handle
Auto lighting hand torch

TT0387-0464: Torch Kit
Complete Firepower self
lighting hand torch w/
1lb propane tank

TT0916-0122: 14.1oz
propane bottle,
MPT-1 Map-Pro

TT0916-0004: 14.1oz
propane bottle, PT-1
Propane.

NW5RC: Nuway Torch with
12' hose. Runs off Propane.
(regulator sold separately)

SPOKANE	SEATTLE	YAKIMA	EUGENE	MEDFORD	BILLINGS	GILLETTE	BOISE	IDAHO FALLS
1503 E. Riverside Ave. Spokane, WA 99202 (509) 535-9841 (800) 348-4808 (509) 534-3139 (Fax)	18161 Segale Park Dr B. Tukwila, WA 98188 (206) 764-9488 (800) 481-TOOL (206) 764-9487 (Fax)	812 E. Mead Yakima, WA 98903 (509) 248-1144 (800) 243-5582 (509) 575-4696 (Fax)	490 S. Bertelsen Eugene, OR 97402 (541) 342-3641 (800) 944-0165 (541) 343-1753 (Fax)	1789 Sage Rd. Medford, OR 97501 (541) 779-0187 (800) 871-3919 (541) 773-4599 (Fax)	120 Moore Lane Billings, MT 59101 (406) 248-7196 (800) 272-7196 (406) 248-7269 (Fax)	105 Warren Ave. Gillette, WY 82716 (307) 682-8522 (800) 670-6851 (307) 682-8576 (Fax)	2000 Century Way Boise, ID 83709 (208) 377-0158 (800) 528-5118 (208) 377-0978 (Fax)	760 W. Broadway Idaho Falls, ID 83402 (208) 522-7082 (208) 529-5456 (Fax)

Gear Up For **WINTER** HI-VIZ SAFETY

\$68



PIP Class 3 Rip Stop Bomber Jacket

#PIP333-1770 (M-XXL)

Hi-Visibility Rip Stop Bomber Jacket, ANSI 107 Class 3.

Features:

- Removable Liner
- Adjustable Cuffs
- "D" ring harness pass through
- Hide-a-way Hood



The most **Innovative** cold weather safety work jacket on the market



JACKSON

JS3000434: Wind Guard

Fits over cap style hard hat to keep wind out, flame retardant, warmth for 32° to 0°.



KOJS121-(M-3X)

ONLY \$35 ea.

ML Kishigo Bomber Jacket

- ANSI 107 Class 3 Compliant
- Durable Waterproof seam sealed shell
- Thermal insulation
- 2" wide reflective material
- Adjustable Cuffs



JS3000436: Wind Guard

Fits over full brim hard hat to keep wind out, flame retardant, warmth for 32° to 0°.



PIP364-1170:

3-in-1 Polyester Fleece winter liner with drawstring



JS3005346: Wind Jammer IV Polar Fleece Liner



JS3000442: Winter liner 225 Full quilted



JS3000441: Winter Liner 400 Wrap Liner w/ collar



MJ3396HY Polar Penguin Winter Glove Hi-Vis Yellow M-XL



MJ3388 Atlas Thermo-Fit S-XL



MG3460: Thinsulate S-XL



MG9622: Insulated One size fits all!



YA02161: Maxxdry Mud Stopper Boot Brush



MJ3399KLY Emperor Penguin Winter Hi-Vis Yellow M-XL



MJ3228HYT: Super-Dex cold weather insulated Hi-Vis yellow. M-XL



Adjustable YA02153: Medium YA02154: Large YA02155: X-Large



Light Duty Pull On YA02156: Small YA02157 Medium YA02158: Large YA02159: X-Large

\$31

Full Zip or Hoodie your choice at this price



Majestic Hi-Viz Hooded Sweatshirt

#MJ75-5327-(M, L, XL & XXL)

ANSI Class 3 Sweatshirt with hood, Ribbed cuffs/waist



Majestic Hi-Viz Zip Front Hooded Sweatshirt

#MJ75-5325-(M, L, XL, XXL)



\$35

Majestic Hi-Viz 1/4 Zip Front Sweatshirt

#MJ75-5335-(M, L, XL, XXL)

NEW for 2018

Jackets and Hoodies available in XXXL and larger for additional charge.



MonsterGrips & Gripons

- Tungsten steel studs cut through snow & ice
- Soft rubber retains elasticity and durability
- Adjustable Velcro toe strap on Monstergrips
- Gripons are light duty pull on traction device

STAY SAFE - STAY CLEAN - STAY WARM

SPOKANE

1503 E. Riverside Ave.
Spokane, WA 99202
(509) 535-9841
(800) 348-4808
(509) 534-3139 (Fax)

SEATTLE

18161 Segale Park Dr B
Tukwila WA 98188
(206) 764-9488
(800) 481-TOOL
(206) 764-9487 (Fax)

YAKIMA

812 E. Mead
Yakima, WA 98903
(509) 248-1144
(800) 243-5582
(509) 575-4696 (Fax)

EUGENE

490 S. Bertelsen
Eugene, OR 97402
(541) 342-3641
(800) 944-0165
(541) 343-1753 (Fax)

MEDFORD

1789 Sage Rd.
Medford, OR 97501
(541) 779-0187
(800) 871-3919
(541) 773-4599 (Fax)

BILLINGS

120 Moore Lane
Billings, MT 59101
(406) 248-7196
(800) 272-7196
(406) 248-7269 (Fax)

GILLETTE

105 Warren Ave.
Gillette, WY 82716
(307) 682-8522
(800) 670-6851
(307) 682-8576 (Fax)

BOISE

2000 Century Way
Boise, ID 83709
(208) 377-0158
(800) 528-5118
(208) 377-0978 (Fax)

IDAHO FALLS

760 W. Broadway
Idaho Falls, ID 83402
(208) 522-7082
(208) 529-5456 (Fax)

Keep Your Jobsite Cleared & Protected from the Elements




DuraSkrim Construction Enclosure:

Reinforced Enclosure Plastic. High strength poly construction and heavy duty scrim reinforcement easily helps Dura-Skrim® outperform the competition.

RNR5CC20100 (20X100 reinforced)

RNR5CC20100FR (20X100 reinforced fire retardant)

RNR5CC40100 (40'x100 reinforced)



Wind Clips: #WC
Easily attaches your sheeting to poles or scaffolding



TRACTION SAND: 70 LB Tube Sand Bag



Multi-Purpose Tarps

- TWT0608:** 6'X8' Blue
- TWT0810:** 8'X10' Blue
- TWT1012:** 10'X12' Blue
- TWT1020:** 10'X20' Blue
- TWT1216:** 12'X16' Blue
- TWT1220:** 12'X20' Blue
- TWT1620:** 16'X20' Blue
- TWT1824:** 18'X24' Blue
- TWT2030:** 20'X30' Blue
- TWT2040:** 20' X 40' Blue



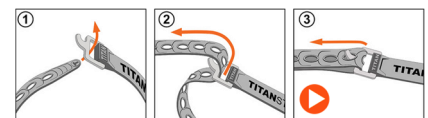
- PO212C:** 2 mil - 12x200 Clear
- PO406C:** 4 mil - 6x100 Clear
- PO408C:** 4 mil - 8x100 Clear
- PO410B:** 4 mil - 10x100 Black
- PO410C:** 4 mil - 10x100 Clear
- PO610C:** 6 mil - 10x100 Clear
- PO620C:** 6 mil - 20x100 Clear
- PO620B:** 6 mil - 20x100 Black
- PO620FR:** Fire Retardant
- PO820C:** 8 mil - 20x100 Clear
- PO1020B:** 10 mil - 20x100 Black
- PO1020C:** 10 mil - 20x100 Clear



Titan Straps: Polyurethane Material

- TNTS0914-FB:** 14" Blue
- TNTS0125-O:** 25" Orange
- TNTSI-0136-FG:** 36" Fluor. Green

EASY TO USE
Thread. Pull. Tighten. It's that easy.



UF16-404
\$19.99

18" Aluminum Snow Shovel

UF16-393
\$24.97

24" Steel Snow Pusher

UF16-274
\$13.99

18" Poly Snow Pusher

UF26-812: \$25.19

Aluminum Snow Scoop #12 size

UF26-724: \$27.62

Aluminum Snow Scoop #10 size

UF16-815: \$19.67

Poly Snow Scoop



Mighty Ties: 4" TO 48", black or natural
ACL11509C: 11" Natural 50# pack of 100
Ask your Edge sales rep for all the sizes available!



\$24.69



UFGPRR24:
Snow Roof Rake

\$22.88

UF81-109:
7" Sidewalk/Ice scraper



ICEMELT: 50 lb bag



CH82088B

80 lb Professional Grade Ice Melt Spreader (shown with optional rain cover)



Snappi Hookers: Rubber straps w/ hooks

- SNSH9":** 9"
- SNSH15":** 15"
- SNSH20":** 20"
- SNSH30":** 30"

Look for many **More Great Products** throughout our stores!

www.edgecs.com



Construction Supply



YMEF2600: 2600 watts and only 92.6 lbs. Super-fuel-efficient, 7.8 hr run time on one tank of gas, 2.9 gal tank. Sound rating = 68 dBA. 19/21.6 amps @ 120v



YMEF2000iS: Lightweight/ Quiet & Powerful 2000 watts, 79cc, 4-Stroke, OHV, Air-cooled, Single cylinder. 11 hr runtime



YMEF5500DE: Quiet & Powerful 5500 watts, Electric start with Battery, 22.9 amps @ 240V, 74dBA & 9 Hr run time



YMYG-2800i: 2800 watt Inverter with Pulse Width Modulation which is good for sensitive electronics such as computers. **Includes 30 amp circuit** (15 hr run time/2500 watt sustained)



WGWL12000HE: Big Dog 12,000 Watt Portable Generator Durable Honda commercial engine, 120/240 Volt 1 PH, 90/45 amps, 688cc, Gas, Electric start, comes with wheel kit

Recepticles:

120 Volt Receptacles:

- 4 - 20A NEMA 5-20 GFI
- 1 - 20A locking GFI NEMA L5-20
- 120/240 Volt Recepticles:
- 1 - 60A NEMA 14-60

WGWL1200HECALMOD: Includes all above options plus a 50AMP plug.



YMEF7200DE: Quiet & Powerful 7200 watts, Electric start with Battery, 25 amps @ 240V, 80dBA & 8 Hr run time



Southwire
Temp Power



COL01970-3R-02: Temp Power Distribution Spider Box. (6) 20A GFCI and circuit breaker protected NEMA 5-20 straight blade receptacles with covers

COL01918-00-08: 50FT Twist lock 50 Amp 125/250 volt, 3 pole 4 wire temp power cable.
COL01919-00-08 100FT Twist lock, 50 Amp 125/250 Volt, 3 pole 4 wire temp power cable.



COL01920-00-08: Y adapter for temp power cords. 125/250 Volt AC, 3 pole

Stock up on Batteries today! Our Inventory is Full!



\$18⁹⁵

RYRNL3AAA-B:
Rough Neck Headlamp
Roughneck Series
80 Lumen LED



\$9⁹⁵

RYDIHL3AAA-B:
Indestructible Headlamp
Indestructible Series
50 Lumen, 30 foot drop test



\$22

RYDIYBEAM-B: LED 4C Beam Lantern
150 Lumens. Virtually Indestructible
drop test to 15 feet



Rayovac Ultra Pro: AAA - AA - C6 - D6 - 9V



\$17⁹⁵

AS6003: 90 Lumen LED
Headlamp w/ 2 Red
LED's



AS6311: Transport Light
Compact, rechargeable 125
lumen LED. Fits any 12v
outlet (car cigarette lighter)

\$16.45



AS6691: REBEL
Rechargeable dual purpose headlamp
& hand held flashlight. 600 lumen
output

\$28.95



\$24⁷⁵

AS6444: Nebo DUO headlamp
250 Lumens, four light modes.
setting spot beam, Flood, Red
& Red Beacon flashing modes.

**NEBO
TOOLS**



AS6525: SLYDE+ LED
250 Lumen Flashlight
190 Lumen Work light

\$23.95



DUST BARRIER SYSTEM

Create a dust barrier - Tightly seal at walls and ceiling - Create an entry point - Cover a doorway!



ZWKIT-20: 20ft pole kit (2 per kit)
ZWSLP2: 12ft pole kit (2 per kit)
Plastic sheeting not included



ZWSLP4: Contains 4 - 10' stainless steel, spring loaded poles (each with heads, plates & gripdisk non slip pads), 2 - standard zippers and 1 - carry bag. *Plastic sheeting is not included*
Plastic sheeting not included



ZWHDAZ12: 12 pack zipper kit, self adhesive
ZWHDAZ2: 2 pack zipper kit, self adhesive
Both kits come with knife



ZWFR2: Foam Rail Cross Bars. 2-pack. Tightly seal along floors, ceilings or walls



SFCS24200W: Carpet Shield 24"X 200'
SFCS36200W: Carpet Shield 36"X 200'
SFCS36500: Carpet Shield 36"X 500'
Multiple lengths & widths available

SFCM2436: Clean mat 24"X36"
SFCM3636: Clean mat 36"X36"
SFCM3645: Clean mat 36"X45"
SFCM2436BLUE: Clean Mat 24x36 Blue



SFSC3001PB: Slip on shoe covers. Designed to fit over boots. (10pr/ bag)



SFBLD38100: Builder board
Durable economic floor protection for short term solutions (for indoor use)



SFBLDAPP: Builder Board Applicator Seamer tape machine.



SFBLD072BR: Builder Board Breathable Tape lets vapors escape by seaming with the strong, tacky hold.



PLASTI-SHIELD

Floor & Wall Protection

SFPLS4896W4:

Light corrugated plastic sheeting that is perfect for protecting walls and floors. Plasti-Shield is easy to cut, carry and is an excellent alternative to masonite. A fire resistant option is also available.



Ask an Edge Sales Rep about Eagle Products!

Eagle Enclosures - Safety Guard Netting



EIDN50-10150-BLK: 10'x150' Black Safety Debris Netting. 1/16" mesh hole openings.
EISN-04150-ORG-FR: 4'x150' Orange safety Debris Netting. 1/4" mesh hole openings.
EISN-04150-BLU-FR: 4'x150' Blue Safety Debris Netting. 1/4" mesh hole openings.



SAFETY GUARD

Safety Guard is a lightweight debris netting designed to protect falling tools and debris as well as personnel working near structural edges and open-sided buildings.

Available in multiple colors specifications.

- Debris Netting
- Safety Netting
- Shrink Wrap
- Construction Tarp
- Reinforced Poly
- Scaffold Sheeting
- Safety Guard (Shown)
- Accessories - attachments

TRADITIONAL

OVERHEAD LIGHTING



\$116

COL07605-88-00: 400W Temp Light
COL07625: Replacement Bulb



COL07549-88-02: 100' String Lighting
12/3 AWG cord, 150 Watts.... **\$139**
COL07548-88-02: 50' String Lighting
12/3 AWG cord, 150 Watts.... **\$81**
Upgrade to the LED bulb!



CEP91120: 20', 18/2 9.6w 1100 lumens per light.
CEP91135: 50' 18/2 48w 5500 lumens
String 500' together - Either light

NEW High Lumen LED String Lights:

LED



\$139

CEPCL100LEDG2: 100 Watt high bay fixture. Feed through daisy chain cord. Tapered for better luminous flux. 12,000 Lumens, 100w



\$109

COLT50078: 78W LED, low bay light. 8200 Lumens



\$165

VT08-00405: 150W LED Temporary area work light, 18,000 lumens



VT08-01187LED: 14/3 wire, 50' string **\$84**
VT08-01188LED: 14/3 wire, 100', 10-light **\$159**
plastic cage light string, yellow. 850 Lumens
**Includes LED bulbs*



CEP97132: Temp Job Site String Light, LED 66 W, 100ft, 10 lights included, 650 lumens per panel, 50,000 hr lamp life. **\$288**
CEP97135: 50ft Light String 5 lights included. **\$149**

TRADITIONAL

DUAL TRIPOD LIGHTS

TASK LIGHTING



\$49

CEP5610-I: 1000W (500w ea) Economy Import Light, 16,000 lumens



\$132

CEP5710: 1000W (500 Watt ea) Quartz Heavy Duty. 11,000 lumens



\$95

CEP5750: 500 Watt Heavy Duty Quartz Halogen



\$14.95

CEP5125-I: "Stubby" 500 Watt 1ft

LED



\$259

CEP9750: High output LED light stand. 7' tripod single. 5,500 lumens.



\$469

CEP9810: High output LED light stand. 7' tripod double. 11,000 lumens (5,500L ea)

LED



\$138

CEP5220: LED Portable Work Light. 3,000 lumens, low heat output
CEP5270: With tripod stand, 3,000 lumens



\$153



\$79

COLL-1320: 779 lumen Rechargeable LED



\$68

COLL-1323: 779 lumen Corded LED



\$75

COLL-1681: 23W LED, 1474 Lumens Shadow Free



\$125

COLL-1325: 4,800 lumen LED Shadow Free



\$121

CEP9125: Stubby LED 5500 lumen w/ Magnetic back



COLL-1322: 1,558 Lumens, Tripod, 5 ft cord dual light stand

TRADITIONAL

WOBBLIGHT

Wobblelight - Self righting work light.

\$285



WL175MH: 175 Watt/15,000 lumens Metal Halide
WL400MH: 400 Watt/40,000 lumen Metal Halide

\$344

LED



WE'RE NEW

WL111206: JR LED 80 watt/ 9,000 lumens
WL111303LED: V3 LED 220 Watt/ 15,000 lumens



Cordless Lighting

\$549



M12135-21HD: (9Ah) M18 Rocket 18V LED. Up to 7' tall. 3,000 lumens of multi-directional light. Kit includes Battery & charger



\$449

DTDCLO70T1: Flexvolt cordless site light. 20V, LED, 3000/7000 lumens. Includes light, 6 Ah Battery & Charger



JEPT-2748W: JET Pallet Jack. 27"X48" forks, 6,000lb capacity.



JEESP1110: WILTON strut Cutter Starter Pack Portable hydraulic strut cutter pack includes the Strut Cutter, SPX 10,000 psi power unit and 6' Hydraulic hose.



Construction Supply

WILTON BASH Sledge Hammers.
Unbreakable Handle Technology

- JE20412:** 4lb - 12" handle
- JE20416:** 4lb - 16" handle
- JE20616:** 6lb - 16" handle
- JE20624:** 6lb - 24" handle
- JE20816:** 8lb - 16" handle
- JE20824:** 8lb - 24" handle
- JE20836:** 8lb - 36" handle
- JE21016:** 10lb - 16" handle
- JE21036:** 10lb - 36" handle




WILTON Utility workshop vise
JE11127: 5-1/2" jaw with 180° swivel base.
JE11128: 6-1/2" jaw with 180° swivel base.



WILTON Tradesman vise
JE63200: 5-1/2" jaw with 360° swivel base.
JE63201: 6-1/2" Jaw with 360° Swivel base.



DeWalt Wood-Knocker
DTPFM2521350: 38/-12" Cast in place concrete insert anchors for wooden forms.



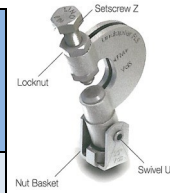
DeWalt Bang-It
DT7543: 38/-12" Cast in place concrete insert anchors for pandeck applications.

Hollo-Bolt™



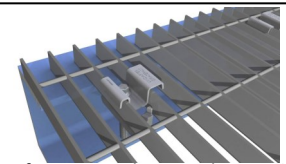
Edge has local inventory in the Northwest to support your jobs!

Generic Size	Product Code	Max. Clamping Range	Sleeve Diameter	Seismic Design Category Categories D,E,F *	
				LRFD Method Tensile (lb)	LRFD Method Shear (lb)
5/16"	LDLHBM08#1	1/4" - 7/8"	0.541"	3305	2675
	LDLHBM08#2	7/8" - 1-5/8"	0.541"	3305	2675
	LDLHBM08#3	1-5/8" - 2-3/8"	0.541"	3305	2675
3/8"	LDLHBM10#1	5/16" - 7/8"	0.699"	5485	4565
	LDLHBM10#2	7/8" - 1-5/8"	0.699"	5485	4565
	LDLHBM10#3	1-5/8" - 2-3/8"	0.699"	5485	4565
1/2"	LDLHBM12#1	5/16" - 1"	0.778"	7465	6250
	LDLHBM12#2	1" - 1-13/16"	0.778"	7465	6250
	LDLHBM12#3	1-13/16" - 2-3/4"	0.778"	7465	6250
5/8"	LDLHBM16#1	1/2" - 1-1/8"	1.014"	13330	9780
	LDLHBM16#2	1-1/8" - 2"	1.014"	13330	9780
	LDLHBM16#3	2" - 2-13/16"	1.014"	13330	9780
3/4"	LDLHBM20#1	1/2" - 1-5/16"	1.289"	19355	15330
	LDLHBM20#2	1-5/16" - 2-3/8"	1.289"	19355	15330
	LDLHBM20#3	2-3/8" - 3-3/8"	1.289"	19355	15330

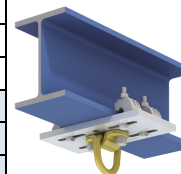


LDLFLS037: Type FLS beam flange: Beam flange clamp with swivel unit. For parallel and sloping flanges. Supplied with grade 8.8 setscrew for secure grip


- Accommodates **compound angles**
- Droop all-thread straight, even with **sloped roofs**



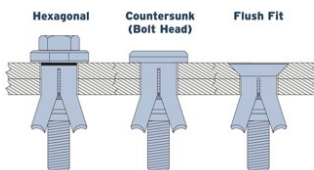
LDLGF037: Grating fixing for rectangular open bar grating with cast main body giving superior clamping force. Vibration & shock resistant. No welding or drilling. No hot work permits. Compatible with common grating products.



The Type **ALP** (Adjustable Lifting Point) is Lindapter's standard rigging and lifting solution that safely support loads up to 3.3 tons (6.6 kip) with a +/- 18° lift angle from the supporting steel.



Not for Fall Protection!



Available in Zinc, Hot-Dipped, Stainless and other finishes


Hollo-Bolt Options

Hollo-Bolts are available in a range of head types for a variety of architectural finishes!

* Seismic Design category A-C have higher values



Ask About Custom Beam/Girder Clamps!





1503 E. Riverside
 P.O. Box 3437
 Spokane, Washington 99220

PRESORTED
 STANDARD
 U.S. POSTAGE
PAID
 Spokane, WA 99201
 Permit No. 888

GRIPPLE® BRACING FOR THE FUTURE - ORIGINAL TOOL-LESS FITTING

Hanging Solutions

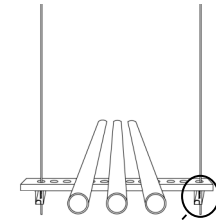
"Save Time & Money"

- Up to 6x's as fast as standard methods
- Aesthetically discreet and lightweight
- Hang **Duct, Pipe, Conduit, Equipment, Cable trays** & more with cable
- End fittings to connect to **Steel, Concrete & Wood** structures
- Safe working loads from **25 to 715 lbs.**
- Variety of lengths, sizes & configurations available

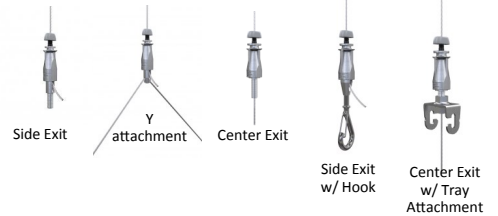
- No.1**
0 - 25 lbs
- No.2**
25 - 100 lbs
- No.3**
100 - 200 lbs
- No.4**
200 - 495 lbs
- No.5**
495 - 715 lbs



Duct Trapeze



NEW
UNIGRIP



The next generation of wire rope suspension products designed for the fast suspension of cable containment, pipework, ductwork, HVAC systems and modules, including multi-tier installations.

Gripple Tool-less fitting: Insert line into #1, make a loop around object, pull wire back through #2 & adjust to exact desired length.

Variety of Cable & End Fixings

to attach to steel, concrete & wood structures

