



Construction Supply

www.edgecs.com

Product Catalog № 12

*Serving the
Construction Industry
Since 1949*

Rental, Repair, Engineered
Systems, Services

Power Tools & Accessories

Mechanical & Plumbing
Tools

Electrical Tools

Lifts, Ladders & Planks

Material Handling &
Storage

Hand Tools

Safety & Security

Air & Hydraulic Tools

Generators & Compressors

Heating, Cooling,
Fans & Pumps

Concrete Tools & Products

Poly, Vapor Barrier
& Floor Protection

Lasers, Marking
& Measuring

Lighting, Temp Power
& Cords

Unistrut, Pipe Hangers
& Caddy

Lindapter – Structural
Fastening

Anchors & Fastener
Systems

Abrasives

Firestop

Paint, Caulks,
Adhesives & Chemicals

Telespar & Traffic


General, Janitorial &
Maintenance Supplies

Index

Miscellaneous Information

SOLUTIONS BEYOND THE SURFACE

PFERD



PRODUCTS AVAILABLE:

- FILES
- BURS
- HOLE SAWS
- MOUNTED POINTS
- COATED ABRASIVES
- NON-WOVEN ABRASIVES
- POLISHING WHEELS & PASTES
- CUT-OFF WHEELS
- GRINDING WHEELS
- POLIFAN® FLAP DISCS
- POWER BRUSHES
- MAINTENANCE BRUSHES
- POWER TOOLS

USER BENEFITS:

- INNOVATIVE SOLUTIONS
- PROCESS IMPROVEMENT
- PERFORMANCE
- SAFETY
- QUALITY
- CONSISTENCY
- TECHNICAL SUPPORT
- KNOWLEDGE
- TRAINING



***Ask your Edge Construction Sales Person
about PFERD Solutions Beyond the Surface!***





UNISTRUT®

A PART OF **atkore**
INTERNATIONAL



There is only one Unistrut Metal Framing System. Take advantage of the most complete and flexible support system available, by contacting our national network of distributors and service centers. See for yourself how to work faster, easier, and smarter with the one and only framing system.



***Solutions available
24 hours a day at
www.unistrut.us***

UNISTRUT®

The one you know,
the one you trust,
the one you ask for
by name.

Download our
catalog or request
a hardcopy at
www.unistrut.us



- ◆ Complete technical data section
- ◆ Downloadable CAD drawings for all components
- ◆ Advanced search functions & cross-referencing capabilities
- ◆ Extensive literature library
- ◆ Ability to generate submittals personalized for your clients

800-348-4808

Edge Construction Supply is a full stocking, certified dealer for Unistrut in the Northwest USA servicing WA, OR, ID, MT, & WY



Construction Supply

800.348.4808 • www.edgecs.com

The Original Expansion Bolt for Structural Steel


Hollo-Bolt®

by **lindapter®**

- New Hollo-Bolt (HCF) for increased clamping force
- Easy to install, requiring access to one side only
- For structural tube and other hollow sections
- Available in hot dip galvanized and stainless steel



For more information visit the website: www.LindapterUSA.com




Steel Connections



Hollow Section (HSS) Connections



Pipe / Conduit Supports



Steel Floor Connections



Available from Preferred Distributor for Northwest USA (WA, ID, OR, MT & WY)

T: 800-348-4808 (toll free) E: sales@edgecs.com W: www.edgecs.com

RIDGID[®]

We Build Reputations TM

**SALES
RENTAL
REPAIR**



Construction Supply

**Join the RIDGID family
and find out why we are the
#1 brand for innovation for endusers!**



Edge is a FULL Certified
RIDGID Warranty & Service
Center including SeesnakeTM
and drain cleaning!

Free Estimates - Guaranteed Repairs



SPOKANE
1503 E. Riverside Ave.
Spokane, WA 99202
(509) 535-9841
(800) 348-4808
(509) 534-3139 (Fax)

YAKIMA
812 E. Mead
Yakima, WA 98903
(509) 248-1144
(800) 243-5582
(509) 575-4696 (Fax)

EUGENE
490 S. Bertelsen
Eugene, OR 97402
(541) 342-3641
(800) 944-0165
(541) 343-1753 (Fax)

MEDFORD
1789 Sage Rd.
Medford, OR 97501
(541) 779-0187
(800) 871-3919
(541) 773-4599 (Fax)

BILLINGS
120 Moore Lane
Billings, MT 59101
(406) 248-7196
(800) 272-7196
(406) 248-7269 (Fax)

GILLETTE
105 Warren Ave.
Gillette, WY 82716
(307) 682-8522
(800) 670-6851
(307) 682-8576 (Fax)

BOISE
2000 Century Way
Boise, ID 83709
(208) 377-0158
(800) 528-5118
(208) 377-0978 (Fax)

IDAHO FALLS
760 W. Broadway
Idaho Falls, ID 83402
(208) 522-7082
(208) 529-5456 (Fax)




One Source Offering The Broadest Line of Professional Products

CCI's full line of wire and cable products includes a broad assortment of indoor and outdoor cord sets for virtually every application. Coleman Cable's electrical, industrial, and construction products include temporary power, portable lighting, surge protectors, power strips, power distribution, portable GFCI's, industrial reels, and electrical wire and cable products.

Coleman Cable set the industrial industry standard with its Polar/Solar® and Yellow Jacket® cords, which are still the toughest, most flexible cords available today. We continue to be the largest US manufacturer of extension cord products and our brands are some of the strongest and most respected in the wire and cable industry.

CCI — Power with the best.™

- EXTENSION CORDS
- POWER DISTRIBUTION
- HOSE AND CABLE REELS
- GFCI SAFETY PRODUCTS
- CONTROLS
- LIGHTING



SCAN FOR INFO



Construction Supply

www.edgecs.com
800-348-4808

To Our Valued Customers:

Edge Construction Supply is proud to present our new product catalog addition No. 12. This catalog is the culmination of over 60 years of being in business and servicing the construction and industrial markets. It's hard to believe we started back in 1949 as a scaffolding company in Spokane, Washington under the name of Safway Supply. In 2007 we sold our scaffold division and changed our name to Edge Construction Supply. While the name changed, the large majority of our business has remained the same and we continue to be privately held. Over the years we've grown to become a dominant regional distributor with locations across the five northwest states of Washington, Oregon, Idaho, Montana, and Wyoming.

We have built our reputation by providing the best selection of high quality tools and supplies from the industry's leading manufacturers. Edge prides itself on stocking large inventories of tools and supplies that our customers have come to expect and need to satisfy tight schedules and large projects. We offer over 60,000 items that we buy direct from over 300 manufacturers. Inside this newest catalog you will find over 600 pages of our most popular products. We want you to use this catalog as a buying guide and reference tool to assist in your buying needs. You can also find this product on our website - www.edgecs.com.

Our highly trained sales staff knows the construction business and is eager to help you with your project and make sure you get the right tool or product for the job. If you do not see an item you are looking for, give us a call. Our experienced staff can locate most any product and provide you with a solution to meet your needs. We have the flexibility to quickly order or stock specialty tools, supplies, and engineered products to meet all your construction and manufacturing needs. This catalog is primarily a reference tool and only provides a summary of the most important product features, so contact our staff for help in putting together submittal packages and gathering the most up-to-the-date manufacturer's specifications to fulfill any detailed requirements you have.

Thank you for over 60 years of business and trust that you have placed in us. We value our relationship and look forward to many more years of serving you. We will continue to work hard to make Edge Construction Supply your supplier of choice and one-stop-shop!

Sincerely,

Eric Grabowski
President

Rick Thomas
Chairman



Edge Customer Service Policies

Pricing & Quotations

Prices have been omitted from this catalog because of frequent changes by manufacturers. However, as a customer you may be fully confident that our prices will be competitive with current market quotations. Prices are typically net distribution prices and are subject to change without notification. Quotations are available upon request. Quotations are good for immediate acceptance unless otherwise noted, and are subject to change without notice.

Sales Tax

Edge is required to charge state and local tax for which sales tax exemption certification has not been provided. Please provide sales tax exemption certification before ordering.

Terms of Sale

For customers with established credit, payment terms are Net 30. All orders are subject to the approval of the Credit Department. Payments should be mailed to the remit to address on the invoice. A service charge will be added to all amounts not paid within 30 days.

Cash Payment

We accept cash and most major credit cards.

Returns & Cancellations

We desire to handle all returns in a fair and flexible manner. Please contact a customer service representative prior to returning any merchandise for approval. Edge requires original invoice on all returned merchandise and will charge a restocking fee or handling charge. Special order or custom manufactured items may not be returned or cancelled. Products with an expiration date may not be returned if close to or after the expiration date. Products with traceability or certification requirements may not be returned without all necessary documentation. Products with damaged boxes and missing proper identification may not be returned. Cancellation of orders may not be made without our consent.

Delivery & Freight

We offer flexible freight and delivery options. Ask about the most effective way to get your products to your jobsite or location in the timeframe you require. We have delivery vehicles to service local delivery needs. Edge also contracts with UPS, common carriers, and flatbed haulers to provide freight options for all the products we carry to any location requested. Special delivery requests, direct shipments from the manufacturer, UPS and common carrier from our warehouse are F.O.B. shipping point unless otherwise noted. All merchandise becomes the property of the purchaser upon delivery to the carrier. In the event merchandise is damaged or lost in transit, claims should be submitted to the carrier.

Warranty

Products in this catalog are warranted to the final consumer by the manufacturer. Each manufacturer's or product's warranty is specific and unique. Copies of such warranties are either supplied with product, are available from the manufacturer, or can be requested.

Responsibility

It is our policy to represent only top line manufacturers who supply quality merchandise. Nevertheless, some products may occasionally prove to be defective. Our liability is limited to the value of the defective material. We will not allow claims for consequential damages, labor or other expenses.

Specifications

Edge has made a diligent effort to illustrate and describe the products in this catalog accurately. However, the product data and specifications are for reference only. Descriptions and specifications are subject to change at any point in time. If you require manufacturer's specifications for a product or for a submittal, contact Edge. Edge is happy to provide manufacturer's specifications for submittals. We assume no responsibility for descriptions and specifications as a result of this reprint.

OVER 60 YEARS OF SERVICE TO THE CONSTRUCTION AND INDUSTRIAL MARKETS!

Edge Branch Locations

Find our locations throughout the Inland Northwest.



Boise, ID

2000 Century Way
Boise, ID 83709
208-377-0158
208-377-0978 fax
800-528-5118



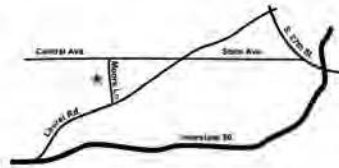
Idaho Falls, ID

760 West Broadway
Idaho Falls, ID 83402
208-522-7082
208-529-5456 fax



Billings, MT

120 Moore Lane
Billings, MT 59101
406-248-7269
406-248-7269 fax
800-272-7196



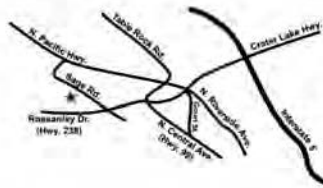
Eugene, OR

490 S. Bertelsen
Eugene, OR 97402
541-342-3641
541-343-1753 fax
800-944-0165



Medford, OR

1789 Sage Road
Medford, OR 97501
541-779-0187
541-773-4599 fax
800-871-3919



Spokane, WA

Corporate Offices/Main Sales Hub
1503 East Riverside Ave
Spokane, WA 99202
509-535-9841
509-534-3139 fax
800-348-4808



Yakima, WA

812 East Mead Ave
Yakima, WA 98903
509-248-1144
509-575-4696 fax
800-243-5582



Gillette, WY

105 Warren Avenue
Gillette, WY 82716
307-682-8522
307-682-8576 fax
800-670-6851







Edge Construction is a proud member of the *Evergreen Supply Network*

We work with the best, so you get the best.

A NETWORK OF SELECT CONSTRUCTION & INDUSTRIAL SUPPLY DISTRIBUTORS & LEADING MANUFACTURERS

We are proud to be members of The Evergreen Supply Network. Evergreen is a group of focused industrial and construction distributors serving the United States and Canada that provides you with

- Leading products
- Competitive prices
- Cutting edge product & application knowledge
- Superior customer service
- Highly trained sales professionals

Founded in 1989, Evergreen is a select partnership of leading distributors and manufacturers located across North America. Today, Evergreen is a fast-growing network of more than 70 distributors with 260 locations and 90 manufacturers.

Together, Evergreen distributors generate annual revenues of more than \$1 billion, stock hundreds of millions of dollars of inventory and consistently achieve above average growth. Collectively, Evergreen members have more than 1,300 highly trained sales people able to serve as product and application consultants. Evergreen manufacturers are among the nation's premier-brand industrial manufacturers.

Not every distributor or manufacturer is invited to be part of Evergreen. Rather, Evergreen looks for leaders in each market or product category and then helps them work together to provide industrial buyers and contractors with a higher level of service and support. As a result, Evergreen members work together to satisfy the requirements of contractors and industrial buyers locally, regionally and nationally. If you are looking for the scope and reach of a national organization but with the service and support of an independent locally owned and operated supplier dedicated to the markets they serve, look no further than a member of the Evergreen Supply Network. Evergreen is focused on providing its distributor

members with training programs that are unmatched in the industry. Evergreen leverages the resources of the group to provide several levels of product and application training that are simply not available to other distributors. As a result, when you do business with an Evergreen member, you are working with the industry's best-trained, most knowledgeable professionals. Dealing with seasoned, application-savvy individuals saves you time, increases your productivity and helps you make intelligent product decisions.

Evergreen invests more than \$1 million each year in training and education for our distributor members.

We maintain an 11,000-square-foot training center in the Dallas/Ft.

Worth area and conduct

20 or more classes each year, including

product & application training and best business practice seminars. Evergreen

developed these programs because people in construction and industry prefer to do business with informed and educated professionals.

When you work with a member of the Evergreen Supply Network, you are working with a business that is committed to providing you with

- High-quality, name-brand products
- Exceptional customer service and value-added support

- In-depth product and application knowledge

Evergreen members have invested for the long-run in their people and their ability to serve you by joining the Evergreen Network.

Distributors who are a part of Evergreen offer you more than just tools and supplies. They offer you a relationship with a network of the finest construction and industrial distributors and manufacturers across North America.



Edge Affiliated Associations & Organizations

Edge Construction Supply is a proud member of the following associations and organizations

We work with the best so you get the best!



Evergreen Marketing Group

The Evergreen Marketing Group is an alliance of independent construction and industrial tool distribution companies located throughout the United States. Evergreen preferred suppliers are national companies widely recognized as leaders in their fields, providing the highest quality industrial products available. Working together, Evergreen distributor members and preferred suppliers provide a broad range of high-quality construction and industrial tools, equipment and services



STAFDA

The Specialty Tools and Fasteners Distributors Association (STAFDA) is an educational trade association to encourage legal, ethical, and friendly business relations and to maintain and enhance competition within the industry.



AGC

The Associated General Contractors of America (AGC) was established in 1918 and is the nation's largest and oldest construction trade association. It is an organization of qualified construction contractors and industry related companies dedicated to skill, integrity, and responsibility. The association provides a full range of services satisfying the needs and concerns of its members, thereby improving the quality of construction and protecting the public interest.



ABC

The Associated Builders and Contractors (ABC) was founded in 1950 to create an association based on the shared belief that construction projects should be awarded on merit to the most qualified and responsible low bidders. It is now a national association representing all specialties within the U.S. construction industry and is comprised primarily of firms that perform work in the industrial and commercial sectors of the industry.



NAWIC

The National Association of Women in Construction (NAWIC) originally began as Women in Construction of Fort Worth, Texas. It was founded in 1953 by 16 women working in the construction industry. Knowing that women represented only a small fraction of the construction industry, the founders organized NAWIC to create a support network. Women in Construction of Fort Worth was so successful that it gained its national charter in 1955 and became the National Association of Women in Construction.



DBIA

The Design-Build Institute of America is the only organization that defines, teaches and promotes best practices in design-build. Design-build is an integrated approach that delivers design and construction services under one contract with a single point of responsibility. Owners select design-build to achieve best value while meeting schedule, cost and quality goals.

Rental Department

From scissor lifts to fastening, baker scaffolding to span planks, and breaking concrete to material handling, our rental department really does "rent what we sell." Our knowledgeable staff can help you identify what tools work best for your specific job in your unique environment.

Rental Policies

- **Rate Structure:**
 - 1 day = 8 hours
 - 1 week = 5 days
 - 1 month = 4 weeks
- **Billing:**
Occurs either every 28 days or upon return of equipment
- **Delivery:**
Charges vary based on type of equipment, length of rental, and travel distance



9 Good Reasons to Rent!

1. **Maintenance:** Equipment rented on a day-to-day basis includes full maintenance from Edge's professionally trained & certified technicians.
2. **Breakdown:** Without exception, all equipment is subject to occasional breakdown in use. When rented equipment breaks down, it is immediately replaced or repaired by certified Edge repair technicians.
3. **Cost Control:** Better cost control is possible with rented equipment.
4. **Storage:** Storage facilities are seldom needed if you utilize our rental program.
5. **Obsolescence:** Faster and better equipment is constantly appearing as manufacturers battle for a market that is extremely aware of rising costs of labor. Ownership involves the risk of being handicapped with equipment, especially the more expensive items, which are slower and less efficient than newer models.
6. **Correct Equipment for the Job:** Ownership often forces another type of inefficiency through the use of the wrong size or type of equipment for the job. Trying to "Make it Work" can lead to lost time, low quality work, increased costs, and potential liability factors.
7. **Underused Equipment:** Equipment ownership becomes particularly taxing when expensive equipment must lie idle when not in use.
8. **Business/Personal Property Taxes and Licenses:** There are no personal or business property taxes or license costs when renting.
9. **Conservation of Capital:** Renting frees up capital for other, potentially more profitable uses.

Call for Specific Brands, Sizes, and Availability



**Bending
Equipment**



**Pulling
Equipment**



**Threading
Equipment**



**Grooving
Equipment**



**Lifting and
Hauling**



Chain Hoists



**Hilman
Rollers**



Core Drills



**Concrete
Cutting**



Compactors



**Rotary
Hammers**



**Powder and
Gas Tools**



Pump Jacks



**Utility
Scaffold**



Planks



Scissor Lifts

Don't see what you are looking for? Then give us a call.

Call for Specific Brands, Sizes, and Availability



**Pneumatic
Tools**



Compressors



Generators



**Power
Distribution**



Heaters



**Hydraulic
Rams/Pumps**



**Air Tools and
Breakers**



**Blowers and
Fans**



**Confined
Space Equip.**



Gas Monitors



Lasers



Power Tools



Ladders



Mag Drills



**Tow Behind
Compressors**



Trash Pumps

Don't see what you are looking for? Then give us a call.



FREE ESTIMATES - QUICK TURN AROUND - PROFESSIONAL SERVICE

WE HAVE TRAINED TECHNICIANS AND ARE A FACTORY WARRANTY STATION FOR MOST VENDORS BELOW

| | | |
|--------------------|------------------------|--------------------|
| AIRMAN COMPRESSORS | GREENLEE | PASLODE |
| ATLAS COPCO | GREENLEE FAIRMOUNT | PATRON |
| BIO-SYSTEMS | GAURDIAN | PLS LASER |
| B W TECHNOLOGIES | HEATSTAR/ERICO | PNEUTEK |
| BLACK & DECKER | HITACHI | PIONJAR GAS DRILLS |
| BOMAG | HOMELITE GENERATORS | PORTER CABLE |
| BOSCH | HOUGEN | POWERS/RAWL |
| BURNDY | HUSQVARNA | RAMSET |
| CEP ELECTRICAL | INGERSOLL RAND | REED |
| CHICAGO PNEUMATIC | ITW BUILDDEX | RIDGID |
| CM HOIST | JENNY COMPRESSORS | ROLAIR |
| COLEMAN CABLE | JET | ROTHENBERGER |
| CST BERGER | KETT | SHOP VAC |
| CURRENT | L.B. WHITE | SKIL |
| DBI/SALA | LUG-ALL | SKYCLIMBER |
| DEWALT | LUMIDOR | SIMPSON QUICKDRIVE |
| DIAMOND PRODUCTS | M.K. MORSE | SIOUX |
| DIMAS | MAKITA | STOW |
| DUOFAST | MARSON | SUMNER |
| EDCO | MASTER HEATERS | TARGET |
| EMGLO | MBW | UPRIGHT |
| ENERPAC | METABO | UNIVERSAL HEATERS |
| FASTORIA | MILLER FALL PROTECTION | WEKA/CORE DRILLS |
| FEIN | MILWAUKEE TOOLS | WHEELER REX |
| GARDNER BENDER | MOTOROLA RADIO | WINCO |
| GENIE | MULTIQUIP | WOBBLE LIGHT |
| GENERAC | NITTO-KOHKI | YAMAHA GENERATORS |
| GOLO | OZTEC | |
| | PARTNER | |



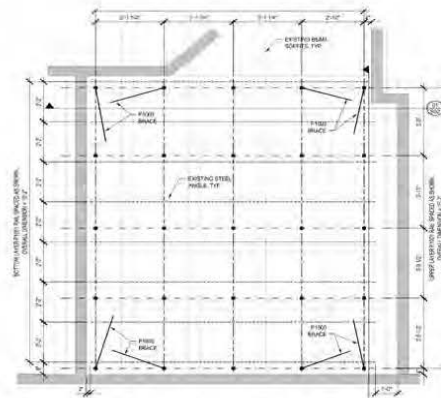
Highlights of Edge's Capabilities

- The ability to custom-design solutions to meet your unique specification needs
- Over 25 years experience
- Available to install or provide engineering assistance for your project
- CAD drawings and engineering structural analysis
- A variety of services including job takeoffs, custom quotes, and pre-assembled frames
- Various materials: cold-rolled steel, stainless steel, aluminum, and fiberglass
- MEDICAL EQUIPMENT MOUNTS (See next page)
- Several finishes: green, pre-galvanized, hot-dip galvanized, plain, and powder coated
- Ask about 3-D CAD modeling and MEP coordination
- A variety of custom solutions available to attach to difficult and sloped structures
- We will cut and/or assemble strut frames to your specifications
- Ask about LEED points
- Ask about 100% US-made products


CALL FOR A QUOTE TODAY



Pre-assembled Unistrut frames



CAD layout detail specifically for each project's structure



Medical Equipment Mounts

- X-ray equipment support systems
- Flexible patient lift support
- Rigid surgical boom supports
- Universal grids available for future expansion
- Variety of options for surgical light supports
- Adjustable telespar drops available
- Designs can include seismic requirements based on local jurisdiction

Laboratory Supports and Shelving

- Laboratory shelving, overhead supports, island shelving, . . .
- Providing custom powder coated Unistrut for laboratory applications
- Providing custom sheet metal parts to match Unistrut
- Ask about overhead supports and equipment suspended from ceiling structures for lab use
- Uses include high schools, colleges, biomed, medical, . . .




Architectural Grids



- Foyers, hallways, lobbies, lecture halls, art rooms, waiting areas, convention centers, . . .
- Custom colors and finishes available
- Can double as structural support for conduit, acoustic panels, plumbing, cable trays, . . .
- Can attach to virtually any overhead structure including a sloped structure
- Can design grid with slope and different elevations


Overhead Support Grid



- Used to festoon tools, hang art, hang department store signage, for school shop equipment, assembly cells, electrical data services, . . .
- Unistrut frames can be used on roof tops as wind blocks and to hide equipment
- Seismic bracing also available



Seismic



- Cable or Unistrut systems available
- Bracing for ducting, piping, conduit & equipment
- Engineering for seismic loads available

Other Applications and Engineered Systems

- Call today to speak to an expert about your application and see how Edge can solve your problem
- Engineered Permanent Fall Protection Systems
 - Rooftop fall protection lines and anchors
 - Ladder fall protection systems
 - Industrial applications
- Aluminum Railings
 - Flexible designs with ability to modify existing designs
 - Finishes: Mill, anodized, or powder coated
 - Highly corrosive-resistant
 - No welding required
- Solar Panel Framing
 - Call for engineering or material quotes





the cutting edge

innovative products and solutions from the construction experts

www.edgecs.com

NOS (Never Out of Stock) Box

Edge's All-Inclusive On-site Inventory Program

When does a NOS Box make sense?

- When you use a large amount of inventory!
- When your jobsite is remote!
- When your job is time sensitive
- When you just can't run low on inventory!

The right products at the right time

- Your own on-site warehouse to fulfill your job or manufacturing material needs.
- Edge can work with you to provide materials, consumables, tools, and other items needed for your jobsite ahead of time.
- Different than a keep-fill system, Edge's NOS Box program is typically jointly managed between you and an Edge representative. This has two benefits: Keeps the costs down and makes sure you have the right products during the right phases of your project.

Flexibility is the key to success

- **Flexibility** is key with the NOS Box program. While many customers utilize a clam-shell style box with common consumable items, you might well have different needs. Edge is always open to discussing your needs and providing a solution that works for your specific requirements.
- **Size of Box/Container:** Box sizes can vary from a small jobsite box to a large conex. Edge can even place one box per floor if the job is large enough to warrant it.
- **Inventory Type & Amount:** We work with you to get it right. Ask about recommending trade specific products for mechanical, plumbing, electrical, and others. Typical items include Unistrut fittings, fasteners, anchors, spring clips, abrasives, carbide bits, saw blades, safety items, hand tools,...etc.
- **Billing:** Negotiated whether the inventory is purchased up-front or consigned.
- **Management:** Typically you will designate one responsible person for keeping control of the inventory. This person would have a key to the lock and be readily available to open or close the box.



"Thank you Edge for being so flexible and willing to allow us to run our own inventory. Our jobsite ran so much more efficient with your NOS Box available to us throughout our job!"





20V MAX* Lithium Ion Premium 3-Speed Hammerdrill Kit (3.0 Ah)

DeWalt

- DeWalt® 20V Max* Lithium Ion batteries offer longer tool runtime & enhanced durability
- 3-speed all-metal transmission matches the tool to task for fastest application speed and improved run time
- Heavy-duty 1/2" metal ratcheting chuck with carbide inserts provides superior bit gripping strength
- LED light with 20 second delay after trigger release

| Item # | Includes | Max RPM | Max BPM | Clutch Settings |
|------------|---|-----------------------------|--------------------------------|-----------------|
| DTDCD985L2 | 1 Hour Charger, (2) 20V MAX* Lithium Ion Batteries, 360° Side Handle, Kit Box | 0-575/ 0-1350/ 0-2000 | 0-9775/ 0-22950/ 0-34000 | 22 |
| DTDCD985B | Tool Only | 0-575/ 0-1350/ 0-2000 | 0-9775/ 0-22950/ 0-34000 | 22 |



Compact Hammerdrill Kit 20V MAX* Lithium Ion (1.5 Ah)

DeWalt

- Compact, lightweight design fits into tight areas
- High speed transmission delivers 2 speeds (0-600 & 0-2,000 rpm) for a range of fastening and drilling applications
- Ergonomic Handle delivers comfort and control
- Heavy-duty 1/2" ratcheting chuck with carbide inserts provides superior bit gripping strength
- Max BPM: 34000
- Clutch Settings: 15
- Weight: 3.5 lbs.



Item #

DTDCD785C2

20V MAX* Lithium Ion Premium 3-Speed Drill/Driver Kit (3.0 Ah)

DeWalt

- DeWalt® 20V MAX* Lithium Ion batteries offer longer tool runtime & enhanced durability
- 3-speed all-metal transmission matches the tool to task for fastest application speed and improved run time
- Heavy-duty 1/2" metal ratcheting chuck with carbide inserts provides superior bit gripping strength
- LED light with 20 second delay after trigger release
- Includes: 1 Hour Charger, (2) 20V MAX* Lithium Ion Batteries, 360° Side Handle, Kit Box



| Item # | # Of Speed Settings | Max RPM | Clutch Settings |
|------------|---------------------|-----------------------------|-----------------|
| DTDCD980L2 | 3 | 0-575/ 0-1350/ 0-2000 | 22 |

20V MAX* XR Lithium Ion Brushless Compact Drill/Driver

DeWalt

- Brushless motor delivers up to 57% more run time over brushed
- Compact, lightweight design fits into tight areas
- High speed transmission delivers 2-speed settings (0-600/0-2,000 RPM) improving speed and torque control across a range fastening and drilling applications
- Ergonomic comfort grip handle
- Metal 1/2" ratcheting chuck for superior bit gripping strength
- LED light with 20 second trigger release delay provides increased visibility in dark or confined spaces, LED placement on tool foot eliminates chuck shadows
- Kit includes: DCD790 1/2" Drill/Driver, (2) 20V Max* XR compact Li-Ion batteries, fast charger, belt hook, on-board bit holder, kitbox



| Item # | Description |
|------------|--------------------------------------|
| DTDCD790D2 | Kit With Batteries, Charger and Case |
| DTDCD790B | Bare Tool |



20V MAX* Lithium Ion Compact Drill/Driver Kit (1.5 Ah)

DeWalt

- Compact, lightweight design fits into tight areas
- High speed transmission delivers 2 speeds (0-600 & 0-2,000 rpm) for a range of fastening and drilling applications
- Heavy-duty 1/2" ratcheting chuck provides superior bit gripping strength

| Item # | Includes | Voltage | Max RPM | Clutch Settings |
|------------|--|----------|---------|-----------------|
| DTDCD780C2 | (2) 20V MAX* Lithium Ion Battery Packs, 30 Minute Fast Charger, Belt Hook, On-Board Bit Holder, Kitbox | 20V MAX* | 2000 | 15 |
| DTDCD780B | Tool Only | 20V MAX* | 2000 | 15 |



1/2" Impact Wrench Kit

20V MAX* Lithium Ion

DeWalt

- Compact (5.70" front to back), lightweight (3.4 lbs) design fits into tight areas
- Three (3) LED lights with 20 second delay after trigger release, provide visibility without shadows
- Textured anti-slip comfort grip provides maximum comfort and control
- Battery fuel gauge indicator with three LED lights provides end users with guidance about the level of battery run-time available in the pack
- No Load Speed: 0-2,300rpm
- Impacts/Min: 0-2,700ipm
- Max Torque: 1,800in-lbs
- Max Torque: 150ft-lbs

| Item # | Includes | Anvil Style |
|------------|--|-------------|
| DTDCF880L2 | Fast Charger, (2) 20V MAX* Lithium Ion 3.0 Ah Batteries with State of Charge, Kitbox | Detent Pin |
| DTDCF880L2 | Fast Charger, (2) 20V MAX* Lithium Ion 3.0 Ah Batteries with State of Charge, Kitbox | Hog ring |
| DTDCF880B | Tool Only | Detent Pin |



20V MAX* Lithium Ion 1/4" Impact Driver Kit (1.5 Ah)

DeWalt

- Compact (5.55" front to back), lightweight (2.8 lbs) design fits into tight areas
- Three (3) LED lights with 20 second delay after trigger release, provide visibility without shadows
- One-handed loading 1/4" hex chuck accepts 1" bit tips
- Belt hook included for portability
- Voltage: 20V MAX*
- No Load Speed RPM: 2800
- Impacts/Min: 3200
- Max Torque (in/lbs): 1400
- Max Torque (ft./lbs.): 117

| Item # | Includes |
|------------|--|
| DTDCF885L2 | (2) 20V MAX* Lithium Ion 3.0 Ah Battery Packs, Fast Charger, Belt Hook, Kitbox |
| DTDCF885C2 | (2) 20V MAX* Lithium Ion 1.5 Ah Battery Packs, 30 Minute Fast Charger, Belt Hook, Kitbox |
| DTDCF885B | Tool Only |





20V MAX* XR Lithium Ion Brushless 1/4" Impact Driver Kit

DeWalt



- DEWALT brushless motor delivers up to 57% more run time over brushed
- XR™ Li-Ion batteries with fuel gauge provide 33% more capacity over standard packs
- Compact, lightweight design fits into tight areas
- Three LED lights with 20 second delay after trigger release, provide visibility without shadows
- One-handed loading 1/4" hex chuck accepts 1" bit tips
- Belt hook included for portability
- DCF886D2 Kit Includes: DCF886 1/4" impact driver, (2) DCB203 20V MAX* compact Li-Ion batteries, fast charger, belt hook, kitbox
- DCF886M2 (SHOWN) Kit Includes: DCF886 1/4" impact driver, (2) DCB204 20V* Max XR Premium Li-Ion Batteries, fast charger, belt hook, kitbox

| Item # | Description |
|------------|--------------------------------------|
| DTDCF886D2 | Kit With Batteries, Charger and Case |
| DTDCF886M2 | Kit With Batteries, Charger and Case |
| DTDCF886B | Bare Tool |

20V Max* Lithium Ion Brushless 3-Speed Impact Driver 1/4" Drive

DeWalt



- Brushless Motor: maximum runtime
- 3 Speed Design: application specific control
- Push Button Chuck: one handed operation for accessory changes
- Compact (5.25" front to back), lightweight design: fits into tight areas
- Three (3) LED lights around the chuck with 20 second delay after trigger release: provide visibility with limited shadows
- Battery fuel gauge indicator with three LED lights: Provides end users with guidance about the level of battery runtime available in the pack
- Belt Hook and Accessory Storage: included for portability

| Item # | Includes |
|------------|--|
| DTDCF895L2 | DCF895 1/4" Impact Driver, (2) 20V MAX* Lithium ion 3.0Ah battery packs, fast charger, belt hook and accessory storage, kitbox |
| DTDCF895C2 | DCF895 1/4" Impact Driver, (2) 20V MAX* Lithium ion 1.5Ah battery packs, 30 minute fast charger, belt hook and accessory storage, kitbox |
| DTDCF895B | DCF895 1/4" Impact Driver Tool Only |

20V MAX* Lithium Ion 1/2" Impact Wrench with Detent Pin 1/2" Drive

DeWalt



- 300 ft-lbs of maximum torque to perform a wide range of heavy-duty fastening applications
- Variable speed trigger with electric brake provides user improved control
- LED light provides user greater visibility when working in dark environments
- Durable magnesium gear case and all metal transmission for extended durability
- Battery fuel gauge indicator with three LED lights provides end users with guidance about the level of battery run-time available in the pack

| Item # | Includes | Anvil Style |
|-------------|--|-------------|
| DTDCF889L2 | Tool, (2) 20v MAX* Fuel Gauge Battery Packs, Fast Charger, Kit Bag | Detent Pin |
| DTDCF889HL2 | Tool, (2) 20v MAX* Fuel Gauge Battery Packs, Fast Charger, Kit Bag | Hog Ring |
| DTDCF889B | Tool Only | Detent Pin |



3/8" Right Angle Drill/Driver Kit

20V MAX* Lithium Ion (1.5 Ah)
DeWalt

- Dual speed ranges (0-650/0-2000) rpm for increased user flexibility providing a wide range of applications
- Compact front to back length (4.0") allowing users to fit into hard to reach spaces
- Multi-grip trigger provides comfort and convenience, allowing the user to get into tighter spaces while still having access to the trigger
- 3/8" Ratcheting Chuck with Deep Hex Pocket allows 2" (50 mm) hex bit to be fully inserted for getting into tight spaces



| Item # | Includes |
|------------|---|
| DTDCD740C1 | (1) 20V Max 1.5 Ah compact li-ion battery, 30 Minute Fast charger, Kitbox, Belt hook, 2" Phillips tip bit |
| DTDCD740B | Belt hook, 2" Phillips tip bit |

20V Max* Lithium Ion 3 Mode SDS Rotary Hammer Kit (4.0 Ah)

DeWalt

- SHOCKS™- Active Vibration Control significantly reduces vibration and increases user comfort and productivity, A Perform and Protect Feature
- LED worklight provides increased visibility in confined spaces
- Compact L-shape design allows access in tight spaces while providing optimal balance
- Variable speed, reversing switch delivers versatility in all applications
- Factory-set clutch reduces sudden, high torque reactions if bit jams
- 360° side handle for better control and ease of use in tight spaces
- 20V MAX* Lithium Ion 4.0 AH battery
- Concrete Optimum: 5/32 - 1/2"
- Impact Energy: 1.7ft-lbs
- Vibration Measurement: 6.9 m/s2
- No Load Speed: 0-1,200rpm
- Beats/Min: 0-4,500bpm
- Kit Includes: Fast Charger, (2) 20V Max* 4.0 AH Li-Ion batteries, 360° side handle, Depth Rod, Kit Box



| Item # |
|------------|
| DTDCH253M2 |

DeWalt 20V MAX* Lithium Ion 6-1/2" Circular Saw Kit (3.0 Ah)

- Powerful 460 MWO, 3700 rpm motor delivers power and speed to make the most demanding cuts with ease
- High strength and lightweight magnesium shoe provides jobsite durability for long-term cut accuracy
- 0°-50° bevel capacity allows for aggressive bevel cuts for a multitude of applications
- 6-1/2" carbide tipped blade for cutting 2x material at 90° and 45° and more cuts per charge
- 20V MAX* Lithium Ion 3.0 AH battery
- No Load Speed RPM: 3700
- Bevel Capacity: 50°
- Arbor Size (in.): 5/8
- Depth of Cut at 45° (in.): 1-5/8
- Depth of Cut at 90° (in.): 2-1/4



| Item # | Includes |
|------------|--|
| DTDCS391L1 | (1) 20V MAX* Lithium Ion 3.0 Ah Battery Pack, Fast Charger, 6 1/2" Carbide-tipped Blade, Kit Box |
| DTDCS391B | Tool Only |

DeWalt 20V MAX* Lithium Ion Reciprocating Saw Kit (3.0 Ah)

- 4-Position Blade Clamp allows for flush cutting and increased positional versatility with tool free blade changes
- Variable speed trigger with 0-3000 spm provides increased blade control and faster cut speeds
- Pivoting adjustable shoe extends blade life and allows depth of cut control
- Strokes/Min.: 0-3000
- Stroke Length (in.): 1-1/8



| Item # | Includes |
|------------|--|
| DTDCS380L1 | (1) 20V MAX* Lithium Ion 3.0 Ah Battery Pack, Fast Charger, Kitbox |
| DTDCS380B | Tool Only |

Cordless Jigsaw 20V MAX* Li-Ion DeWalt

- All-metal lever-action keyless blade change allows for quick and easy blade changes
- All-metal keyless shoe bevel with detents at 0°, 15°, 30° and 45° provides versatility for easy bevel cutting
- 4-position orbital action provides control of cut quality and speed
- Adjustable dust blower keeps line of cut clear of chips
- Variable speed 0-3,000 spm for versatility in a multitude of materials and applications
- Accepts T-shank jig saw blades for professional results



| Item # | Includes |
|------------|---|
| DTDCS331L1 | (1) 20V MAX* Li-Ion 3.0 Ah Battery Pack, Fast Charger, jig saw blade, kit box |
| DTDCS331B | jig saw blade |



4 3/4" Cut-Off Tool 20V MAX* Lithium Ion DeWalt



- 6,500 RPM motor provides high-power for cutting and grinding applications
- Quick-Change™ Wheel Release allows for tool free wheel changes without the need for a wrench
- Tool free guard allows for quick, easy guard adjustments/positioning
- 2-finger trigger switch (w/ lock-off button) allows for convenient activation and easier gripping
- 2-position side handle offers greater control, comfort & versatility
- Battery fuel gauge indicator with three LED lights provides end users with guidance about the level of battery run-time available in the pack

| Item # | Includes |
|------------|---|
| DTDCG412L2 | (2) 20V MAX* Li-Ion 3.0 Ah Battery Packs w/ State of Charge Indicator, Fast Charger, Spanner Wrench, Type 1 (Cutting) Guard, 2-Position Side Handle, Contractor Bag |
| DTDCG412B | Tool Only |

Premium 5-Tool Combo Kit 20V MAX* DeWalt



- DCD985 20V MAX* hammerdrill with patented 3-speed all-metal transmission and 1/2" all metal ratcheting chuck delivers 535 units watts out of maximum performance, faster application speed, and superior bit retention
- DCS380 20V MAX* reciprocating saw with 4-position keyless blade clamp that allows for quick blade change without touching blade or reciprocating shaft
- DCF885 20V MAX* 1/4" impact driver features 3 LED lights with 20 second delay to provide visibility without shadows
- DCS391 20V MAX* circular saw with lightweight magnesium shoe and 6-1/2" carbide blade can cut 2x4's at a 45° angle in a single pass
- DCL040 20V MAX* LED work light delivers 110 lumens of light output
- Includes: (2) 20V MAX* Lithium Ion 3.0 Ah Battery Packs, Fast Charger, 360° Side Handle, Belt Hook, Carbide Tipped Blade, Contractor Bag

| Item # |
|------------|
| DTDCK592L2 |

DeWalt 20V MAX* Lithium Ion 5-Tool Combo Kit (3.0 Ah)



- DCD985 20V MAX* hammerdrill with patented 3-speed all-metal transmission and 1/2" all metal ratcheting chuck delivers 535 units watts out of maximum performance, faster application speed, and superior bit retention
- DCS381 20V MAX* reciprocating saw with keyless blade clamp allows for quick blade change without touching blade or reciprocating shaft
- DCF885 20V MAX* 1/4" impact driver features 3 LED lights with 20 second delay to provide visibility without shadows
- DCS393 20V MAX* circular saw with 6-1/2" carbide blade can cut 2x4's at a 45° angle in a single pass
- DCL040 20V MAX* LED work light delivers 110 lumens of light output
- Includes: 1/2" Hammerdrill, Reciprocating Saw, 1/4" Impact Driver, 6-1/2" Circular Saw, LED Work Light, (2) 20V MAX* Lithium Ion 3.0 Ah Battery Packs, Fast Charger, 360° Side Handle, Belt Hook, Carbide Tipped Blade, Contractor Bag

| Item # |
|------------|
| DTDCK590L2 |

Premium 4-Tool Combo Kit 20V MAX* DeWalt



- DCD985 20V MAX* hammerdrill with patented 3-speed all-metal transmission and 1/2" all metal ratcheting chuck delivers 535 units watts out of maximum performance, faster application speed, and superior bit retention
- DCS380 20V MAX* reciprocating saw with 4-position keyless blade clamp allows for quick blade change without touching blade or reciprocating shaft
- DCF885 20V MAX* 1/4" impact driver features 3 LED lights with 20 second delay to provide visibility without shadows
- DCL040 20V MAX* LED work light delivers 110 lumens of light output
- Includes: (2) 20V MAX* Lithium Ion 3.0 Ah Battery Packs, Fast Charger, 360° Side Handle, Belt Hook, Contractor Bag

| Item # |
|------------|
| DTDCK492L2 |



DeWalt
20V MAX* Lithium Ion
4-Tool Combo Kit
(3.0 Ah)



- DCD985 20V MAX* hammerdrill with patented 3-speed all-metal transmission and 1/2" all metal ratcheting chuck delivers 535 units watts out of maximum performance, faster application speed, and superior bit retention
- DCS381 20V MAX* reciprocating saw with keyless blade clamp allows for quick blade change without touching blade or reciprocating shaft
- DCS393 20V MAX* circular saw with 6-1/2" carbide blade can cut 2x4's at a 45° angle in a single pass
- DCL040 20V MAX* LED work light delivers 110 lumens of light output
- Includes: 1/2" Hammerdrill, Reciprocating Saw, 6 1/2" Circular Saw, LED Work Light, (2) 20V MAX* Lithium Ion 3.0 Ah Battery Packs, Fast Charger, 360° Side Handle, Carbide Tipped Blade, Contractor Bag

Item #

DTDCK491L2

DeWalt
20V MAX* Lithium Ion
4-Tool Combo Kit
(3.0 Ah)



- DCD985 20V MAX* hammerdrill with patented 3-speed all-metal transmission and 1/2" all metal ratcheting chuck delivers 535 units watts out of maximum performance, faster application speed, and superior bit retention
- DCS381 20V MAX* reciprocating saw with keyless blade clamp allows for quick blade change without touching blade or reciprocating shaft
- DCF885 20V MAX* 1/4" impact driver features 3 LED lights with 20 second delay to provide visibility without shadows
- DCL040 20V MAX* LED work light delivers 110 lumens of light output
- Includes: 1/2" Hammerdrill, Reciprocating Saw, 1/4" Impact Driver, LED Work Light, (2) 20V MAX* Lithium Ion 3.0 Ah Battery Packs, Fast Charger, 360° Side Handle, Belt Hook, Contractor Bag

Item #

DTDCK490L2

Compact Hammerdrill /
Impact Driver Combo Kit
20V MAX* Lithium Ion
(1.5 Ah)
DeWalt



- DCD785 20V MAX* 1/2" hammerdrill features two speed transmission (0-600 / 0-2,000)
- DCF885 20V MAX* 1/4" impact driver features 3 LED lights with 20 second delay to provide visibility without shadows
- Includes: (2) 20V MAX* Lithium Ion 1.5 Ah Battery Packs, Fast Charger, (2) Belt Hooks, Bit Holder, Kitbox

Item #

DTDCK285C2

DeWalt

20V MAX* Lithium Ion Hammerdrill / Impact
Driver Combo Kit (3.0 Ah)



- DCD985 20V MAX* hammerdrill with patented 3-speed all-metal transmission and 1/2" all metal ratcheting chuck delivers 535 units watts out of maximum performance, faster application speed, and superior bit retention
- DCF885 20V MAX* 1/4" impact driver features 3 LED lights with 20 second delay to provide visibility without shadows
- Includes: 1/2" Hammerdrill, 1/4" Impact Driver, (2) 20V MAX* Lithium Ion 3.0 Ah Battery Packs, Fast Charger, 360° Side Handle, Belt Hook, Contractor Bag

Item #

DTDCK290L2

DeWalt

20V MAX* Lithium Ion Hammerdrill (3.0 Ah)
/ 12V MAX* Screwdriver Combo Kit



- DCD985 20V MAX* hammerdrill with patented 3-speed all-metal transmission and 1/2" all metal ratcheting chuck delivers 535 units watts out of maximum performance, faster application speed, and superior bit retention
- DCF610 12V MAX* screwdriver features 1/4" one hand loading hex chuck
- Includes: 1/2" Hammerdrill, 1/4" Screwdriver, (2) 20V MAX* Lithium Ion 3.0 Ah Battery Packs, (1) 12V MAX* Battery Pack, Fast Charger, 360° Side Handle, Belt Hook, Contractor Bag

Item #

DTDCK294L3

Compact Drill/Driver / Impact Driver
Combo Kit

20V MAX* Lithium Ion (1.5 Ah)

DeWalt



- DCD780 20V MAX* 1/2" drill/driver features two speed transmission (0-600 / 0-2,000)
- DCF885 20V MAX* 1/4" impact driver features 3 LED lights with 20 second delay to provide visibility without shadows
- Includes: (2) 20V MAX* Lithium Ion 1.5 Ah Battery Packs, Fast Charger, (2) Belt Hooks, Bit Holder, Kitbox

Item #

DTDCK280C2



20V MAX* XR Lithium Ion Brushless Compact Drill / Driver & Impact Driver Combo Kit

DeWalt

- DEWALT brushless motor delivers up to 57% more run time over brushed
- XR™ Li-Ion batteries with fuel gauge provide 33% more
- DCD790 20V MAX* 1/2" drill/driver compact, lightweight design fits into tight areas
- DCF886 20V MAX* 1/4" impact driver compact design fits into tight areas
- Both tools feature LED lights with 20 second trigger release delay providing increased visibility in dark or confined spaces
- Includes: DCD790 1/2" Drill/Driver, DCF886 1/4" Impact Driver, (2) 20V Max* XR Compact Li-Ion Batteries, fast charger, (2) belt hooks, (1) bit holder, contractor bag



Item #

DTDCK281D2

20V MAX* XR Lithium Ion Brushless Compact Hammerdrill & Impact Driver Combo Kit

DeWalt

- DEWALT brushless motor delivers up to 57% more run time over brushed
- XR™ Li-Ion batteries with fuel gauge provide 33% more capacity over standard packs
- DCD795 20V MAX* 1/2" hammerdrill compact, lightweight design fits into tight areas
- DCF886 20V MAX* 1/4" impact driver compact design fits into tight areas
- Both tools feature LED lights with 20 second trigger release delay providing increased visibility in dark or confined spaces
- Includes: DCD795 1/2" Hammerdrill, DCF886 1/4" Impact Driver, (2) 20V Max* XR Compact Li-Ion batteries, fast charger, (2) belt hooks, (1) bit holder, contractor bag



Item #

DTDCK286D2

Buy it in a kit.
You'll get more
bang for your buck.

DeWalt

20V MAX* Lithium Ion Hammerdrill / Recip Saw Combo Kit (3.0 Ah)

- DCD985 20V MAX* hammerdrill with patented 3-speed all-metal transmission and 1/2" all metal ratcheting chuck delivers 535 units watts out of maximum performance, faster application speed, and superior bit retention
- DCS380 20V MAX* reciprocating saw with 4-position keyless blade clamp allows for quick blade change without touching blade or reciprocating shaft
- Includes: 1/2" Hammerdrill, Reciprocating Saw, (2) 20V MAX* Lithium Ion 3.0 Ah Battery Packs, Fast Charger, 360° Side Handle, Contractor Bag



Item #

DTDCK292L2

LED Work Light 20V MAX* Lithium Ion

DeWalt

- Bright LED output - 110 Lumens
- Integral hook for hands free use in multiple placements
- Head rotates 120°
- Low heat output compared to Xenon lights
- Efficient LED bulb improves run-time



Item #

DTDCL040

20V MAX* Compact XR Lithium Ion Battery Pack

DeWalt

- Provides up to 33% longer run-time than standard 20V MAX* battery packs
- 3-LED Fuel Gauge System allows immediate feedback on state of charge
- No memory and virtually no self-discharge for maximum productivity and less downtime
- Lightweight design and quick 35 minute charge time



| Item # | Description |
|------------|--|
| DTDCB203 | 20V MAX* Compact XR Lithium Ion Battery Pack |
| DTDCB203-2 | 20V MAX* Compact XR Lithium Ion Battery 2-Pack |

20V MAX* Lithium Ion Compact Battery Pack (1.5 Ah)

DeWalt

- Lightweight design and quick 30 minute charge time
- No memory and virtually no self-discharge for maximum productivity and less downtime



Item #

DTDCB201



20V MAX* Premium XR Lithium Ion Battery Pack DeWalt



- Premium XR Lithium Ion pack provides up to 33% longer run-time than standard 20V MAX* battery packs
- 3-LED Fuel Gauge System allows immediate feedback on state of charge
- No memory and virtually no self-discharge for maximum productivity and less downtime
- Weighs 1.42 lbs allowing user maximum run-time in a lightweight battery

| Item # | Description |
|------------|--|
| DTDCB204 | 20V MAX* Premium XR Lithium Ion Battery Pack |
| DTDCB204-2 | 20V MAX* Premium XR Lithium Ion Battery 2-Pack |

20V MAX* Lithium Ion Battery Pack (3.0 Ah) DeWalt



- 3.0 Ah extended run-time battery provides long run-time & battery life
- No memory and virtually no self-discharge for maximum productivity and less downtime
- Weighs 1.6 lbs allowing user maximum runtime and a light weight battery
- Compatible with entire line of DeWalt® 20V MAX* tools

| Item # |
|----------|
| DTDCB200 |

18V Hammerdrill/ Drill/Driver

1/2" Li-Ion
DeWalt



- DeWalt® 18V XRP Li-Ion Batteries offer long battery life & durability
- Patented 3-speed all-metal transmission
- LED worklight provides increased visibility in confined spaces
- Max RPM: 1200
- Includes: Drill, (2) XRP Li-Ion batteries

| Item # |
|------------|
| DTDCD970KL |

18V Cordless Hammerdrill/Drill/Driver Kit

1/2"
DeWalt

- Voltage: 18 V
- Max RPM: 0-500/0-1,200/0-2,000
- Max BPM: 0-8,500/0-21,250/0-34,000
- Includes: Drill, (2) XRP Nicad batteries, case



| Item # |
|------------|
| DTDCD950KX |

18V Cordless Drill/Driver Kit

1/2"
DeWalt

Specifications:

- Voltage: 18 V
- Max RPM: 0-500/0-1,200/0-2,000
- Clutch Settings: 22
- Chuck Size: 1/2"
- Includes: 1 hour charger, (2) 18V XRP™ batteries, 360° side handle kit box



| Item # |
|------------|
| DTDCD940KX |

18V Compact Drill/Driver Kit

1/2" Li-Ion
DeWalt

- Dual speed range 0-500/0-1700 rpm
- Lightweight design (4.0 lbs)
- LED worklight
- Includes: Drill, (2) 18v Li-Ion batteries, charger, handle, case



| Item # | Description |
|------------|--------------------------------------|
| DTDCD760KL | Kit with Batteries, Charger And Case |
| DTDCD760B | Bare Tool |



18V Cordless 1/2" Compact Drill DeWalt

- Compact size: Allows users to fit into tight spaces
- Lightweight design (4.8 lbs.) minimizes user fatigue
- 1/2" single sleeve ratcheting chuck reduces bit slippage
- Dual speed range 0-500/0-1,700 rpm delivers optimal performance
- High performance frameless motor
- LED work light provides increased visibility in confined spaces
- Voltage: 18 V
- # of Speed Settings: 2
- Max RPM: 1,700
- Clutch Settings: 17
- Chuck Size: 1/2 "
- Chuck Type: plastic, single sleeve
- Includes: 1 hour charger, (2) 18V batteries, screwdriver bit, heavy-duty kit box



Item #

DTDC720KA

18V Impact Driver Kit 1/4" DeWalt

- Drive Size: 1/4" hex shank quick release in
- No Load Speed: 0-2,400 rpm
- Impacts/Min: 0-2,700 bpm
- Includes: 1 hour charger, (2) 18V XRP™ batteries, heavy-duty kit box



Item #

Description

DTDC825KA Kit with Batteries, Charger and Case

DTDC825B Bare Tool

18V Cordless 1/4" Impact Driver Kit 1/4" Li-Ion DeWalt

- 0-2,400 rpm/0-2,700 ipm
- Heavy-duty impacting mechanism directs torque to fastener without kickback
- DeWalt® exclusive NANO™-phosphate lithium ion cells offer long battery life & durability
- Drive Size: 1/4" hex shank quick release in
- Includes: Impact, 1 hour charger, (2) 18V batteries with Nano™ technology, heavy-duty kit box



Item #

DTDC827KL

18V Cordless Impact Wrench Kit 1/2" DeWalt

- 1,650 rpm/2,600 ipm
- Preferred rocker switch design for fast and easy forward and reverse
- Durable magnesium gear case and all-metal transmission for extended durability
- Includes: Impact wrench, (2) 18v Nicad batteries, charger, case



Item #

DTDW059K-2

18V Cordless Impact Wrench Kit 1/2" DeWalt

- No Load Speed: 0-2,400 rpm
- Impacts/Min: 0-2,700 bpm
- Compact size & weight allow access into tighter areas and reduces user fatigue
- Durable magnesium gear case and all metal transmission
- Heavy-duty impacting mechanism directs torque
- Drive Size: 1/2" square with detent pin retention in
- Includes: Impact, 1 hour charger, (2) 18V XRP™ batteries, heavy-duty kit box



Item #

DTDC820KA

1/2" 18V Cordless Impact Wrench DeWalt

- Drive Size: 1/2" square w/ detent pin anvil
- Max Torque :1,920 in-lbs, 160 ft-lbs
- No Load Speed: 0-2,100 rpm
- Impacts/Minute: 0-3,000 ipm
- Tool Length: 7-5/8"
- Tool only, batteries and charger sold separately



Item #

DTDC821B

3/8" 18V Cordless Impact Wrench DeWalt

- Drive Size: 3/8" square w/ hog ring anvil
- No Load Speed: 0-2,400 rpm
- Impacts/Min: 0-2,700 ipm
- Torque: 1,500 in-lbs, 125 ft-lbs
- Tool Length 5-3/4"
- Tool only, batteries and charger sold separately



Item #

DTDC823B



18V Cordless SDS Rotary Hammer Kit

1"

DeWalt

- Shocks™ - Active Vibration Control reduces vibration up to 70%, increasing user comfort and productivity
- Compact L-shape design allows access in tight spaces, while providing optimal balance for the user

Specifications:

- Concrete Optimum: 5/32"-1/2"
- No Load Speed: 0-1,100 rpm
- Beats/Min: 0-4,100 bpm
- 1.7 ft/lb impact energy



| Item # | Includes |
|-----------|--|
| DTDC212KA | 1 hour charger, (2) 18V XRP™ batteries, 360° side handle, depth rod, kit box |
| DTDC212B | Tool Only |

18V Cordless Drywall/ Deck Screwdriver Kit

DeWalt

- Dual speed ranges (0-900 /0-2,900 rpm); high speed for drywall, low speed for decking
- Depth-sensitive, "set and forget" nosepiece for consistent fastener depth

Specifications:

- Capacity (CRS): 12 ga.
- Drive Size: 1/4" Hex in.
- Includes: Screwgun, 1 hour charger, (2) 18V XRP™ batteries, bit tip magnetic holder, drywall nosepiece, TEKS® nosepiece, kit box



| Item # |
|-----------|
| DTDC520KA |

18V Cordless Framing Screwdriver Kit

DeWalt

- Versa-Clutch® torque adjustment system "dials in" the proper torque needed to efficiently drive fasteners without stripping or breaking fastener

Specifications:

- No Load Speed: 0-900/0-2,700 rpm
- Capacity (CRS): 12-28 ga.
- Drive Size: 1/4" Hex in.
- Includes: 1 hour charger, (2) 18V XRP™ batteries, #2 Phillips screwdriver bit, 5/16" nut runner, kit box



| Item # |
|-----------|
| DTDC668KA |

DeWalt 18V Cordless SDS Rotary Hammer Kit

7/8", Li-Ion

- Shocks™ - Active Vibration Control significantly reduces vibration and increases user comfort and productivity
- Compact L-shape design
- Variable speed, reversing switch delivers versatility in all applications
- Factory-set clutch reduces sudden, high torque reactions if bit jams
- 360° side handle for better control and ease of use in tight spaces
- 1.7 ft/lb impact energy
- Includes: Rotohammer, (2) 18V Li-Ion batteries, charger, handle, case



| Item # |
|-----------|
| DTDC212KL |

18V Cordless Reciprocating Saw Kit

1-1/8" Stroke

DeWalt

- 1-1/8" stroke length for faster cutting speed
 - 0-3,000 spm for faster cutting speed
 - 4-position blade clamp
 - Keyless lever-action blade clamp
- Specifications:
- Strokes/Min: 0,3000 spm
 - Includes: Saw, 1 hour charger, 18V XRP™ battery, kit box



| Item # |
|----------|
| DTDC385K |

Cordless Band Saw

18V

DeWalt

- 2-1/2" cut capacity cuts up to 2" SCH 40 pipe
- Superior balance and ergonomics allows for more accurate cuts and less user fatigue
- Integrated hang hook allows user to hang the saw without damaging the front handle or base
- Blade tracking adjustment increases blade life by providing better blade tracking
- Tool less blade changing lever loosens blade tension to allow for blade change
- Dual bearing blade guide rollers provides increased durability in the blade support system
- Ergonomic soft grip back handle provides comfort and flexibility
- Tool Length: 15"
- Tool Weight: 10lbs
- Includes: 18V XRP™ battery, 1 hour charger, 14/18 blade, blade tracking wrench, contractor bag



| Item # | Includes |
|-----------|---|
| DTDCS370K | 18V XRP™ battery, 1 hour charger, 14/18 blade, blade tracking wrench, contractor bag |
| DTDCS370L | 18V XRP™ Li-Ion battery, 1 hour charger, 14/18 blade, blade tracking wrench, contractor bag |
| DTDCS370B | Tool Only |



18V Cordless Speed Jig Saw Kit

w/Keyless Blade Change
DeWalt

- Keyless lever-action blade clamp for quick and easy blade changes
- 4 position orbital action provides control of aggressiveness of cut and speed

Specifications:

- Strokes/Min: 0-3,000 spm
- Stroke Length: 1"
- Dust Blower: Yes
- Includes: Jigsaw, 1 hour charger, 18V XRP™ battery, jig saw blades, kit box



Item #

DTDC330K

4-1/2" 18V Cordless Cut-Off Tool (Tool Only)

DeWalt

- 6,500 rpm provides high power for cutting and grinding applications
- Convenient trigger switch with lock-off button for easier gripping
- 2 Position side handle offers greater comfort and control
- Quick-change wheel release provides easier and quicker wheel removal without the need for a wrench
- Jam-pot, low profile gear case provides precise gear alignment for a smoother, quieter transmission while allowing access to tight spaces
- Includes: type 1 guard, (2) matched flanges, 2-position side handle
- tool only (batteries and charger sold separately)



Item #

DTDC411B

18V Cordless Pencil Vibrator Kit

DeWalt

- 1-1/8" diameter vibrator delivers maximum consolidation power
- 4 foot long flexible shaft for easy use and long reach

Specifications:

- Vibrator Size: 1-1/8"
- Vibrations Per Minute: 14,000 VPM
- Includes: Vibrator, 1 hour charger, (2) 18V XRP™ batteries, soft-side bag for batteries and charger



Item #

DTDC530KA

18V Swivel Head Shear Kit 18 Gauge DeWalt

- Head swivels 360°
 - Cuts 7/32" strip which continuously curls out of the cutting area
- Specifications:
- Strokes/Min: 0-2,300 spm
 - Minimum Cutting Radius: 5.5"
 - Capacity In Steel: 18-28 ga.
 - Includes: Shear, 1 hour charger, (2) 18V XRP™ batteries, blade wrench, kit box



Item #

DTDC490KA

18V Cordless Adhesive Dispenser

DeWalt

- 360° rotateable cartridge holder fits
- Tool delivers up to 650 pounds pushing force
- Auto-reverse feature helps reduce drips, waste, and clean-up
- Set-and-Forget variable speed control for consistent flow rates and bead control

Specifications:

- Max Speed: 25 in/min
- Includes: Gun, 18V battery, 1 hour charger



Item #

Cap.

DTDC545K 10 oz, 1/10 gal, & 300 ml-310 ml cartridges

18V Cordless Flexible Floodlights

DeWalt

- Wide-angle beam is brighter than traditional flashlights
- Flexible neck allows for hands-free operation and light to be projected in any direction whether it is standing on its base, wrapped around a pipe, or hanging from rafters overhead

Specifications:

- Bulb: Xenon
- Brightness: 325 Lumens
- Bulb Life: 110 hrs.
- Run-Time: 3 hrs.



Item #

DTDW919



Wet & Dry Vacuum Portable DeWalt

Specifications:

- Tank Size: 1/2 gal.
- Hose diameter: 1-1/4"
- Hose length: 2.5'
- Voltage (DC Operation): 18V
- Includes: (1) 18V Nicad battery



| Item # | Description |
|----------|------------------------------|
| DTDC515K | Kit with Battery and Charger |
| DTDC515B | Bare Tool |

Cordless Wet/Dry Portable Vacuum 12V-18V DeWalt

Specifications:

- Tank Size: 2 gal.
- Hose diameter: 1-1/4"
- Hose length: 5'
- Voltage (DC Operation): 12-18V
- Blower
- Includes 5' heavy-duty rubber hose, crevice tool and wide nozzle



| Item # |
|---------|
| DTDC500 |

18V Cordless XRP™ 9-Tool Combo Kit DeWalt

- DCD950 18V XRP™ cordless hammerdrill with patented 3-speed all-metal transmission and 1/2" metal ratcheting chuck with carbide inserts delivers 450 units watts out of maximum performance, faster application speed, and superior bit retention
- DC390 18V circular saw with 6-1/2" carbide blade can cut 2x4's at a 45° angle in a single pass
- DC385 18V reciprocating saw with keyless blade clamp allows for quick blade change without touching blade or reciprocating shaft
- DC825 18V impact driver with 1,330 in-lbs of maximum torque
- DC411 18V cut-off tool with 6,500 rpm provides high power for cutting and grinding applications
- DW919 18V flexible floodlight provides hands-free use
- DC330 18V variable speed jig saw with all metal lever action keyless blade change
- DW059 18V 1/2" high torque impact wrench with 300 ft.-lbs. of maximum torque
- DC550 18V cut-out tool with tool-free bit change
- Includes: 18V XRP™ 1/2" hammerdrill, 18V 6 1/2" circular saw, 18V reciprocating saw, 18V 1/2" high torque impact wrench, 18V 1/4" impact driver, 18V jig saw, 18V cut-off tool, 18V cut-out tool, flexible floodlight, (2) 18V XRP™ batteries, 1 hour charger, 360° side handle, carbide tipped blade, type 1 guard and wheel, wrench, backing flange, (2) contractor bags, 2-position side handle



| Item # |
|-----------|
| DTDCK955X |

DeWalt 18V Cordless 6-Tool Combo Kit XRP™

- DCD950 18V XRP™ cordless hammerdrill
- DC390 18V circular saw with 6-1/2" carbide blade
- DC385 18V cordless reciprocating saw with keyless blade clamp
- DC825 18V impact driver with 1,330 in-lbs of maximum torque
- DC411 18V cut-off tool with 6,500 rpm
- DW919 18V flexible floodlight
- 450 unit watts of power
- Includes: (2) 18V XRP™ batteries, 1 hour charger, 360° side handle, carbide tipped blade, type 1 guard and wheel, wrench, backing flange, 2-position side handle, contractor bag



| Item # |
|-----------|
| DTDCK655X |

DeWalt 18V Cordless 6 Tool Combo Kit XRP™ Li-Ion

Kit Contains:

- DCD970 18V XRP™ cordless hammerdrill
- DC827 18V impact driver delivers 1,330 in-lbs of torque and 0-2,400 rpm
- DC385 18V reciprocating saw with 4-position keyless blade clamp
- DC411 18V cut-off tool with 6,500 rpm
- DW059 18V 1/2" high torque impact wrench with 300 ft.-lbs of maximum torque
- DW919 18V flexible floodlight
- 450 unit watts of power
- Includes: (2) 18v XRP batteries, charger, handle, carbide tipped blade, bag



| Item # |
|-----------|
| DTDCK675L |



18V Cordless XRP™ 5-Tool Combo Kit DeWalt

- DCD950 18V XRP™ cordless hammerdrill with patented 3-speed all-metal transmission and 1/2" metal ratcheting chuck with carbide inserts delivers 450 units watts out of maximum performance, faster application speed, and superior bit retention
- DC390 18V circular saw with 6-1/2" carbide blade can cut 2x4's at a 45° angle in a single pass
- DC385 18V cordless reciprocating saw with keyless blade clamp allows for quick blade change without touching blade or reciprocating shaft
- DC825 18V impact driver with 1,330 in-lbs of maximum torque
- DW919 18V flexible floodlight provides hands-free use
- Includes: 18V XRP™ 1/2" hammerdrill, 18V 6 1/2" circular saw, 18V reciprocating saw, 18V 1/4" impact driver, 18V flexible floodlight, 18V XRP™ batteries, 1 hour charger, 360° side handle, carbide tipped blade, contractor bag



Item #

DTDCK555X

Cordless 4-Tool Combo Kit 18V XRP™ Li-Ion DeWalt

- DCD775 18V 1/2" hammerdrill delivers 350 unit watts out of maximum power
- DW938 18V reciprocating saw with keyless blade clamp allows for quick blade change without touching blade or reciprocating shaft
- DC390 18V circular saw with 6-1/2" carbide blade can cut 2x4's at a 45° angle in a single pass
- DW908 18V pivoting head flashlight which allows light to be projected in any direction
- XRP™ Li-Ion extended run-time batteries provide superior ergonomics, long run-time & battery life
- Includes: (2) 18V XRP™ Li-Ion batteries, 1 hour charger, carbide tipped blade, contractor bag



Item #

DTDCK460L

DeWalt 18V Cordless 4 Tool Combo Kit XRP™

- DCD950 18V XRP™ cordless hammerdrill
- DC390 18V circular saw with 6-1/2" carbide blade
- DC385 18V cordless reciprocating saw with keyless blade clamp
- DW919 18V flexible floodlight
- 450 unit watts of power
- Includes: (2) 18v XRP batteries, charger, carbide tipped blade, case



Item #

DTDCK450X

DeWalt 18V Cordless 4 Tool Combo Kit XRP™

Kit Contains:

- DCD950 18V XRP™ cordless hammerdrill
- DC825 18V Impact Driver delivers 1,330 in-lbs of torque and 0-2,400 rpm
- DC385 18V reciprocating saw with 4-position keyless blade clamp
- DW919 18V flexible floodlight
- 450 unit watts of power
- Includes: (2) 18v Nicad batteries, charger, bag



Item #

DTDCK455X

DeWalt 18V 4 Tool Combo Kit XRP™ Li-Ion

Kit Contains:

- DCD970 18V XRP™ cordless hammerdrill
- DC827 18V impact driver delivers 1,330 in-lbs of torque and 0-2,400 rpm
- DC385 18V reciprocating saw with 4-position keyless blade clamp
- DW919 18V flexible floodlight
- 450 unit watts of power
- Includes: (2) 18v Li-Ion batteries, charger, bag



Item #

DTDCK475L

DeWalt 18V Hammerdrill/ Recip. Saw Combo Kit XRP™

Kit Contains:

- DCD950 18V XRP™ cordless hammerdrill
- DC385 18V cordless reciprocating saw with keyless blade clamp
- 450 unit watts of power
- Includes: (2) 18v XRP Nicad batteries, charger, bag



Item #

DTDCK251X

DeWalt 18V Hammerdrill/Impact Driver Combo Kit XRP™ Li-Ion

Kit Contains:

- DCD970 18V XRP™ cordless hammerdrill
- DC827 18V impact driver delivers 1,330 in-lbs of torque and 0-2,400 rpm
- 450 unit watts of power
- Includes: (2) 18v Nicad batteries, charger, bag



Item #

DTDCK275L



DeWalt
**18V Cordless Hammerdrill/
Impact Driver Combo Kit**
XRP™

Kit Contains:

- DCD950 18V XRP™ cordless hammerdrill
- DC825 18V impact driver delivers 1,330 in-lbs of torque and 0-2,400 rpm
- 450 unit watts of power
- Includes: (2) 18v Nicad batteries, charger, bag



Item #

DTDC255X

18V Battery Pack -Li-Ion
DeWalt

- Compatible with DeWalt® 18 Volt tools
- DeWalt® exclusive Nano™-phosphate lithium ion cells offer long battery life & durability: 2,000 recharges
- Compatible with Entire line of DeWalt® 18 Volt tools



Item #

DTDC9180

**18 Volt Compact
Battery Pack**
DeWalt

- High capacity XRP™ battery has 40% more run-time than standard batteries
- Powers entire DeWalt® line of 18V tools allowing users to run multiple tools off of the same battery pack

Specifications:

- Voltage: 18 V
- Compatible with: Entire line of DeWalt® 18 Volt tools



Item #

DTDC9096

**1 Hour Dual Port
Battery Charger**
7.2V-18V NiCd/NiMH/Li-Ion
DeWalt

- Charges (2) DeWalt® 7.2V - 18V NiCd/NiMH/Li-Ion batteries (except Univolt batteries)
- Charges the battery in 1 hour or less thus minimizing downtime
- The DeWalt® 3-stage charging system provides maximum run-time and extends overall life of the battery



Item #

DTDC9320

Combination Dual Port Fast Charger

12V - 20V MAX* Li-Ion / 7.2V - 18V NiCd/NiMH/Li-Ion
DeWalt

- Port 1 charges all DEWALT® 12V - 20V MAX* Li-Ion batteries
- Port 2 charges all DEWALT® 7.2V - 18V NiCd/NiMH/Li-Ion batteries (except Univolt batteries)
- Charges the batteries in 1 hour or less thus minimizing downtime
- Diagnostics with LED indicator communicates battery charge status: charged, charging, power line problem, battery too hot or too cold, and problem pack or charger



Item #

DTDCB103

**12V/20V MAX*
Worksite
Charger Radio**
DeWalt

- 2 AMP Charger for 12V Max & 20V Max DEWALT Battery Packs
- Runs off 12V Max & 20V Max DEWALT batteries making it a cordless radio capable or running off rechargeable and reusable battery power
- 2 AC Power Outlets offer more versatility for jobsite power
- Auxiliary & USB Ports allows for connection to CD, MP3, Portable Satellite Receivers, and other digital audio devices
- USB port allows device to be charged via USB when radio is plugged into a wall outlet
- Device storage box protects electronic devices from jobsite debris while plugged into Aux or USB ports
- Class D amplifier, woofers and tweeters provide full range of high and low sound for optimum sound quality



Item #

DTDCR015

**12V MAX* Lithium Ion
Battery Pack**
**12V MAX* Lithium Ion
Tools**
DeWalt

- Compact, light weight design
- Quick 40 minute charge time
- No memory and virtually no self-discharge for maximum productivity and less downtime
- Requires 12V MAX* compatible charger (DCB100)



Item #

DTDCB120



14.4 Volt Compact Battery Pack

DeWalt

- High capacity XRP™ battery has 40% more run-time than standard batteries
- Powers entire DEWALT® line of 14.4V tools allowing users to run multiple tools off of the same battery pack



Specs

- Voltage: 14.4 V
- Features: 40% More run-time than standard batteries
- Compatible with: Entire line of DEWALT® 14.4 Volt tools
- Shipping Weight: 1.8 lbs

Item #

DTDC9091

1 Hour Battery Charger

7.2V-18V NiCd/NiMH/Li-Ion

DeWalt

- Charges all DeWalt® 7.2V - 18V NiCd/NiMH/Li-Ion batteries (except Univolt batteries)
- Charges the battery in 1 hour
- The DeWalt® 3-stage charging system provides maximum run-time and extends overall life of the battery
- Voltage: 7.2V-18 V



Item #

DTDC9310

1 Hour Vehicle Charger

7.2V-18V, NiCd/NiMH/Li-Ion

DeWalt

- Charges 7.2V-18V NiCd/NiMH/Li-Ion DeWalt® batteries (except Univolt®) from a vehicle's power outlet
- Charges in 1 hour or less
- Automatic shut-off protects excessive discharge of vehicle's battery



Item #

DTDC9319

DeWalt 12V MAX* - 20V MAX* Lithium Ion Battery Charger

- Charges all DeWalt® 12V - 20V MAX* Li-Ion batteries
- Charges the battery in 1 hour or less thus minimizing downtime
- Diagnostics with LED indicator communicates battery charge status: charged, charging, power line problem, replace pack, and battery too hot or too cold



Item #

DTDCB101

12V MAX* Fastcharger 12V MAX* Lithium Ion Tools DeWalt

- Charges all DeWalt® 12V MAX* Li-Ion batteries
- Charges the battery in 40 minutes or less
- Diagnostics with LED indicator communicates battery charge status: charged, charging, power line problem, replace pack, and battery too hot or too cold



Item #

DTDCB100

12V Cordless Drill/Driver Kit 1/2" DeWalt

- XRP™ extended run-time batteries provide long run-time and battery life
 - Patented 3-speed all-metal transmission
- Specifications:
- # of Speed Settings: 3
 - Max RPM: 0-425/0-1,200/0-1,800
 - Clutch Settings: 22
 - Includes: 1 hour charger, (2) 12V XRP™ batteries, kit box



Item #

DTDCD910KX

3/8" Drill Driver Kit 12V 12V MAX* Lithium Ion Tools DeWalt

- Two speed transmission for optimal speed and torque control; 0-400 / 0-1,500 rpm
- Compact, lightweight, only 2.4 lbs., fits into tight areas
- 3/8" single sleeve keyless chuck
- LED light
- Includes: (2) 18v Lithium-Ion batteries, charger, belt hook, case



Item #

DTDCD710S2



1/4" Screwdriver Kit 12V 12V MAX* Lithium Ion Tools DeWalt

- 0-1,050 RPM
- Compact, lightweight, only 2.2 lbs. design fits into tight areas
- 3 LED Lights
- One-handed loading 1/4" hex chuck accepts 1" bit tips
- Includes: (2) 12v Lithium-Ion batteries, charger, belt hook, case



Item #
DTDCF610S2

1/4" Impact Driver 12V 12V MAX* Lithium Ion Tools DeWalt

- 0-2450 rpm
- Compact, lightweight, 2.3 lbs
- 3 LED Lights
- One-handed loading 1/4" hex chuck accepts 1" bit tips
- Includes: (2) 12v Lithium-Ion batteries, charger, belt hook, case



Item #
DTDCF815S2

3/8" Impact Wrench Kit 12V 12V MAX* Lithium Ion Tools DeWalt

- Compact, lightweight, 2.3 lbs.
- 3 LED Lights
- 3/8" Hog ring anvil
- 1150 in/lbs of torque
- Includes: (2) 12v Lithium-Ion batteries, charger, case



Item #
DTDCF813S2

12V Cordless Impact Wrench Kit 1/4" DeWalt

- 1,150 in-lbs of torque
 - 0-2,400 rpm/0-2,700 ipm
- Specifications:
- Voltage: 12 V
 - Drive Size: 1/4" hex shank quick release in
 - No Load Speed: 0-2,400 rpm
 - Impacts/Min: 0-2,700 ipm
 - Includes: 1 hour charger, (2) 12v XRP™ batteries, kit box



Item #
DTDC845KA

Pivot Reciprocating Saw Kit 12V MAX* DeWalt



- Adjustable 3-position pivoting handle allows user to make difficult cuts in confined spaces
- 9/16" stroke length delivers fast cutting speed
- Variable Speed Trigger with 0-2700 spm provides blade control for precision cuts
- Keyless lever-action blade clamp for quick and easy blade changes
- Pivoting Shoe provides versatility while cutting
- Bright LED Light illuminates dark work areas for better visibility
- Blade reverses for greater access to tight spaces and flush cutting
- Includes: (1) 12V MAX* Li-Ion Battery Pack, 30 minute charger, (1) 4" 6 tpi wood cutting blade, (1) 4" 18 tpi metal cutting blade, kit bag

Item #
DTDCS310S1

Inspection Camera 12V MAX* Lithium Ion Tools DeWalt



- Removable wireless screen for ease of viewing when in tight areas
- Photo and video capturing on micro SD card to help with documentation (SD card sold separately)
- Hook and magnet accessories included to aid in retrieval
- 3x zoom capability for better visibility
- 3.5" screen for increased visibility
- Includes: 3 ft. cable, (1) 12v Lithium-Ion battery, charger, case

Item #
DTDCT410S1

Infrared Thermometer Kit 12V MAX* Lithium Ion Tools DeWalt



- Non-contact temperature measurements (-20°F to 932°F) for ease of use over distance and accuracy
- LED hot (red) & cold (blue) indicator for visual and/or audio alarm for quickly locating trouble spots
- Data storage for recording max, min, and average temperatures
- Adjustable emissivity improves accuracy across a wide range of materials
- Includes: (1) 12v Lithium-Ion battery, charger, case

Item #
DTDCT414S1



Imaging Thermometer Kit

12V MAX*

DeWalt



- Patent pending imaging technology measures and displays both thermal and visual images
- Non-contact temperature measurement (14°F to 480°F) for ease of use over distance and accuracy
- Visual and thermal images can be blended for quickly diagnosing temperature issues and aiding in communication
- Photo capture on micro SD card for documentation
- Hot and cold tracker quickly identifies trouble spots
- Adjustable emissivity improves accuracy across a wide range of materials
- Includes: Micro SD Card, Report Writing Software (Download from DEWALT.com), (1) 12V MAX* Li-Ion battery, Fast Charger, Kit Box

Item #

DTDCT416S1

Screwdriver/Impact Driver Combo Kit 12V

12V MAX* Lithium Ion

DeWalt



Kit Includes:

- DCF610 12V MAX* screwdriver features 1/4" one hand loading hex chuck
- DCF815 12V MAX* 1/4" impact driver features 3 LED lights to provide visibility without shadows
- Includes: (2) 12v Lithium-Ion batteries, charger, case

Item #

DTDCK210S2

Drill Driver/Impact Driver Combo Kit 12V

12V MAX* Lithium Ion

Tools

DeWalt



Kit Includes:

- DCD710 12V MAX* 3/8" drill/driver features two speed transmission (0-400 / 0-1,500)
- DCF815 12V MAX* 1/4" impact driver features 3 LED lights
- Includes: (2) 12 v Lithium-Ion batteries, charger, bag

Item #

DTDCK211S2

Drill/Driver / Recip. Combo Kit

12V MAX*

DeWalt



- DCD710 12V MAX* 3/8" drill/driver features two speed transmission (0-400 / 0-1,500)
- DCS310 12V MAX* pivot recip saw utilizes 3-position pivot handle for making difficult cuts in confined spaces
- Includes: (2) 12V MAX* Li-Ion batteries, fast charger, belt hook, (1) 4" 6 tpi wood cutting recip blade, (1) 4" 18 tpi metal cutting recip blade, kit bag

Item #

DTDCK212S2

14.4V Cordless 1/2" Drill/Driver Kit

DeWalt



- High power, high efficiency motor delivers 285 unit watts out of max power

Specifications:

- # of Speed Settings: 3
- Max RPM: 0-425/0-1,200/0-1,800
- Clutch Settings: 22
- Chuck Size: 1/2"
- Includes: 1 hour charger, (2) 14.4V XRP™ batteries, kit box

Item #

DTDCD920KX

14.4V Cordless Impact Wrench Kit

1/4"

DeWalt



- 0-2,400 rpm/0-2,700 ipm for faster application speed

Specifications:

- Drive Size: 1/4" hex shank quick release
- No Load Speed: 0-2,400 rpm
- Includes: 1 hour charger, (2) 14.4V XRP™ batteries, kit box

Item #

DTDC835KA

6.5 Amp Reciprocating Saw Kit

1-1/8" Stroke Length

De.Walt



- 1-1/8" Stroke length
- Variable speed, 0-2,400 spm
- Includes: Saw, metal blade, case

Item #

DTDW304PK



13.0 Amp Reciprocating Saw Variable Speed DeWalt



- Orbital action for fast wood cutting applications
- Powerful 13.0 amp motor
- Keyless blade clamp
- Keyless adjustable shoe
- Variable speed dial matches the correct speed with the application for increased versatility and control
- Includes: Saw, Metal Blade, Case

Item #
DTDW311K

10 Amp Compact Reciprocating saw DeWalt



- Compact design at only 14.5" in length for easy access to tight areas and more flexibility of applications
- Lightweight and balanced for additional control at only 6.8 lbs
- Key-less lever-action blade clamp with 4-positions for additional versatility
- Powerful 10 Amp motor designed for heavy-duty applications
- 0-2,800 SPM and a 1- 1/8" stroke length for fast and efficient cutting
- Fixed/Pivoting Shoe provides leverage for different applications
- Includes: Heavy-duty Kit bag

Item #
DTDWE357

Worm Drive Circular Saw 7-1/4" DeWalt



- 13.8 lbs. Lightweight magnesium construction
- Durable cast magnesium footplate provides a tough and solid cutting platform
- Extra wide saw hook accepts material up to 2-1/2" wide
- Toughcord™ Cord Protection System
- 53° Bevel capacity
- Bevel detents at 22.5° and 45°
- Dual rip ports to accept available DWS5100 12" Dual Port Rip Guide
- Top-accessible spindle lock

Item #
DTDWS535

7 1/4" Lightweight Circular saw DeWalt



- Among one of the lightest saws in its class at 8.8 lbs
- 15 amp motor, powerful enough for even the toughest applications
- 57° beveling capacity with stops at 45° and 22.5°
- 2 9/16 " Depth of cut capacity provides additional versatility of applications
- Anti-sag Ball bearing lower guard provides smooth guard operation and long life in harsh environments
- Integrated dust blower function cleans the line of sight during cutting
- Durable high grade Aluminum smooth base for accurate cuts
- On-board blade wrench storage allows for easy access to the wrench
- Includes: Carbide tipped 7 1/4" blade, blade wrench

Item #
DTDWE575

6-1/2" Track Saw Kit w/59" Track DeWalt



- Zero clearance TrackSaw™ cutting system delivers precise, straight, splinter-free cuts
- For use with TrackSaw™ dual-edged tracks for perfectly straight cuts in both directions
- On-track cut depth: 2-1/8" @ 90°, 1-5/8" @ 45°; depth scale accurately indicates exact depth of cut accounting for track thickness
- Straight Plunge Mechanism
- Universal 1-1/4" Dust Port for 90% efficient dust collection with vacuum

Specifications:

- Power: 12 Amp
- No Load Speed: 1750 - 4000 rpm
- Blade Diameter: 6-1/2" (165 mm)

Item #
DTDWS520SK

Jig Saw Kit Variable Speed DeWalt



- Accepts only T-shank blades for optimal holding power ion
- Stroke Length: 1"
- Keyless Blade Clamp: Yes
- Dust Blower: Yes
- Orbital Action: 4-position
- 6.5 amps
- Includes: Saw, Metal Blade, Case

Item #
DTDW331K



Compact Jig Saw Kit

DeWalt

Specifications:

- Amps: 5.5 Amps
- Strokes/Min: 0-3,100 spm
- Stroke Length: 1"
- Keyless Blade Clamp: Yes
- Dust Blower: N/A
- Orbital Action: 4-position

Item #

DTDW317K



Double-Bevel Sliding Compound Miter Saw

10"

DeWalt

- Integrated XPS cross cut positioning system provides adjustment free cut line indication for better accuracy and visibility
- Powerful 15 Amp, 3,800 rpm motor delivers extended power and durability
- Super efficient dust collection system captures over 75% of dust generated
- Tall sliding fences support crown molding up to 7-1/2" nested and base molding up to 6-3/4" vertically against the fence while easily sliding out of the way for bevel cuts
- Exclusive Back Fence Design cuts up to 2x16 dimensional lumber at 90° and 2x12 at 45°
- Includes: Carbide blade, blade wrench, dust bag, vertical material clamp

Item #

DTDWS780



Single-Bevel Compound Miter Saw 12"

DeWalt

- Adjustable stainless steel miter detent plate with 11 positive stops improves productivity and ensures cutting
 - Bevels 0°-48° to the left and 0°-3° to the right
 - 0°-50° left and right miter capacity
 - Cam lock miter handle with detent override deliver quick and accurate miter angles
 - 4 Hardened Steel Bevel Stops at 0°, 33.9°, 45° and 48°
- Specifications:
- Amps: 15 Amps
 - No Load Speed: 4,000 rpm
 - Blade Diameter: 12"
 - Arbor Size: 5/8" or 1"

Item #

DTDW715



Single-Bevel Compound Miter Saw 10"

DeWalt

- Stainless steel detent plate with 11 positive stops provides repeatable accuracy and jobsite durability
- Cam miter lock for quick and accurate miter table positioning
- Miter detent override for fine adjustment and precise miter angles
- 0-50° left and right miter capacity
- Bevels 3°-48°
- Laser compatible, designed for use with the DWS7085 LED worklight

Specifications:

- Amps: 15 Amps
- No Load Speed: 5,000 rpm
- Blade Diameter: 10"
- Arbor Size: 5/8"

Item #

DTDW713



Heavy Duty Miter Saw Stand

DeWalt

- Universal design works with all brands of miter saws
- Lightweight aluminum construction (35 lbs.) allows for easy transport to and from the jobsite
- 5-1/2' beam extends to support up to 16 ft. of material and up to 500 lbs.
- Miter saw mounting brackets allow easy and secure mounting of miter saw to stand
- Work stops/supports can be repositioned quickly anywhere along the rail
- Includes: 1 Miter Saw Stand, 2 Convertible work supports/stops, 2 Mounting brackets

Item #

DTDWX723



4.3 Amp Random Orbit Sanders 6", Right Angle

DeWalt

- Controlled Finishing System™ maintains controllable pad speed and minimizes gouging
 - Paper Size/Type: 6", 6-hole Hook and Loop™
- Specifications:
- Amps: 4.3
 - OPM: 4,300 - 6,800
 - Includes: Dust bag

Item #

DTDW443





Palm Grip Sander 1/4 Sheet

DeWalt

- Textured anti-slip top and body grip provides ultimate comfort and control during use
- Dust-Sealed Switch
- High capacity dust bag with built-in vacuum adapter

Specifications:

- Amps: 2.4 Amps
- Orbits/Min: 14,000 opm
- Orbit Diameter: 1/16"
- Dust Collection: Yes
- Paper Size/Type: 1/4 Sheet
- Includes: Dust bag with vacuum adapter, sandpaper punch

Item #

DTD26441



Random Orbit Sander Kit 5"

DeWalt

- High capacity dust bag with built-in vacuum adapter
- Accepts 5", 8-hole hook & loop paper

Specifications:

- Amps: 3.0 Amps
- Orbits/Min: 12,000 opm
- Orbit Diameter: 3/32
- Dust Collection: Yes
- Paper Size/Type: 5", 8-hole hook & loop
- Includes: Dust bag with vacuum adapter, case

Item #

DTD26451K



Palm Nailer Lightweight DeWalt

- Lightweight, compact design (Only 2.65 lbs.)
- Will drive all jobsite required fasteners (6d - 16d bulk nails)
- Magnetic tip for easy nail placement

Specifications:

- Nail Diameter: 6d-16d gauge

Item #

DTD51180



15 Amp Heavy-Duty Router 3 HP DeWalt

- 15 Amp 120V motor uses state of the art circuitry for soft starts and smooth operation
- Electronic variable speed motor runs at 8,000-22,000 rpm with constant speed under load to ensure a quality finish in all materials
- 8000 to 22,000 RPM no load speed
- 2-7/16 Plunge Stroke

Item #

DTDW625



10 Amp Electronic Plunge Routers Heavy-Duty, 2HP DeWalt

- Full wave electronic variable speed motor with soft start runs at 8000-24000 rpm with constant speed under load to ensure quality finish in all materials
- Rack and pinion depth adjuster, with micro-fine adjusting allows quick, accurate set ups
- Only plunge router with built-in dust extraction through the column, removes 95% of the dust

Specifications:

- Amps: 10.0
- Horsepower: 2 HP
- No Load Speed: 8,000-24,000 rpm
- Collet Diameter: 1/4", 1/2"
- Plunge Stroke: 2-1/8"
- Spindle Lock: Yes

Item #

DTDW621



Fixed Base Router 1-3/4 HP (Maximum Motor HP) DeWalt

- 1-3/4 HP (maximum motor HP), 11.0 Amp motor provides the power to rout smoothly through the toughest hardwoods
- Micro-fine depth adjustment ring provides precise depth adjustments in 1/64" increments and adjusts vertically for a constant switch/cordset location
- Clear, Lexan sub-base provides enhanced base durability, bit visibility

Specifications:

- Amps: 11.0 Amps
- No Load Speed: 24,500 rpm
- Collet Diameter: 1/2", 1/4"
- Base Dimension: 6"

Item #

DTDW616





Fixed Base / Plunge Router Combo Kit 1-3/4 HP (Maximum Motor HP) DeWalt



- Micro-fine depth adjustment ring provides precise depth adjustments in 1/64" increments and adjusts vertically for a constant switch/cordset location
- Specifications:
- Amps : 11.0 Amps
 - Horsepower: 1-3/4 HP
 - No Load Speed: 24,500 rpm
 - Collet Diameter: 1/2", 1/4"
 - Plunge Stroke: 2-1/2"
 - Depth Stop: Micro-fine depth adjustment ring
 - Base Dimension: 6"
 - Includes: Fixed base, plunge base, case, 1/4" and 1/2" collets, wrench

Item #

DTDW616PK

6.5 Amp Plate Joiner Kit Heavy-Duty DeWalt



- 6 tooth carbide blade
- Motor provides power for the hardest woods
- Dual rack and pinion fence ensures blade and fence are always parallel, for accurate joints every time
- Retractable, anti-slip pins help hold work in place
- Preset depth stops for all common biscuit sizes

Item #

DTDW682K

Rolling Table Saw Stand DeWalt



- Lightweight design at only 33lbs. delivers 20% less weight to carry than other competitive mobile stands
- Heavy-duty kickstand allows the stand to balance upright
- Quick connect stand brackets attach to saw for easy detachment from stand for loading and unloading
- Wide stand base and offset rear legs provide stability and support for material feed control
- Heavy-duty aluminum construction withstands loads up to 200lbs

Item #

DTDW7440RS

1/2" VSR Mid-Handle Grip Drill w/Keyless Chuck DeWalt



- 10.0 Amp motor delivers high performance in heavy-duty applications

Specifications:

- Chuck Size: 1/2"
- Keyless Chuck: yes
- Amps: 10.0 Amps
- No Load Speed: 0-1,200 rpm
- Capacity In Wood: 1-1/2"
- Capacity In Steel (Twist Bit): 1/2"
- Includes: 360° locking side handle with soft grip

Item #

DTDWD215G

7.8 Amp 1/2" Electric Drill Keyed Chuck With Side Handle DeWalt



- 0-850 rpm with ground plug
- Wood applications:

- Spade bit - 1-1/2"

Steel applications:

- Twist bit - 1/2"

Item #

DTDW235G

7.8 Amp 1/2" Electric Drills w/Side Handle DeWalt



- Variable speed 0-600RPM
- DW246: Keyless chuck with spindle lock provides greater holding power
- DW245 Keyed Chuck

Wood applications:

- Spade bit - 1-1/2"

Steel applications:

- Twist bit - 3/4"

Item #

DTDW245

DTDW246



1/2" VSR Stud & Joist Drill w/Clutch and Bind-up Control® DeWalt



- Bind-Up Control™ stall-sensing technology for increased control of reactionary torque
- Mechanical clutch in low speed delivers increased gear protection

Specifications:

- Chuck Size: 1/2"
- No Load Speed: 0-330/0-1300 rpm
- Amps: 11.0 Amps
- Clutch: Yes
- Capacity In Wood (Spade Bit): 1-1/2"
- Capacity In Wood (Self-Feed): 4-5/8"
- Capacity In Wood (Hole Saw): 6"
- Capacity In Wood (Auger Bit): 1-1/2"
- Capacity In Steel (Twist Bit): 1/2"
- Capacity In Steel (Hole Saw): 5"
- Includes: Chuck key with holder, 2-position side handle, bail handle

Item #

DTDWD460

7 Amp 1/2" Spade Handle Drill Keyed Chuck DeWalt



- 120V AC/DC, forward/reverse rocker switch, 450RPM
 - 5/8" spindle for durability in high torque applications
- Wood applications:
- Spade bit - 1-1/2"
- Steel applications:
- Twist bit - 1/2"

Item #

DTDW130V

3/8" VSR Pistol Grip Drill Kit W/Keyless Chuck DeWalt



- 7.0 Amp motor
- 3/8" all-metal ratcheting keyless chuck
- 0-2,500 RPM, VSR trigger N/A; (Hole Saw) 1-1/8"; (Auger Bit) N/A
- Capacity In Steel (Twist Bit) 3/8"; (Hole Saw) N/A
- Includes: Heavy-duty kit box

Item #

DTDWD112

6.7 Amp 3/8" VSR Drill Heavy-Duty DeWalt



- Amps: 6.7
- No Load Speed (rpm): 0 - 1,500

Item #

DTDW222

3/8" VSR Mid-Handle Drill Kit With Keyless Chuck DeWalt



- 8.0 Amp motor
- 0-2,500 RPM, VSR trigger
- Mid-handle grip design with soft grip offers increased balance and comfort
- Capacity In Wood (Spade Bit): 1"
- Capacity In Wood (Hole Saw): 1-1/8"
- Capacity In Steel (Twist Bit): 3/8"
- Includes: Heavy-duty kit box

Item #

DTDWD115K

3.7 Amp 3/8" Right Angle Drill Keyed Chuck DeWalt



- Compact right-angle design for easy access in tight places
 - Paddle switch
- Specifications:
- Chuck Size: 3/8"
 - Keyless Chuck
 - Amps: 3.7 Amps
 - No Load Speed: 0-1,200 rpm
 - Capacity In Wood (Spade Bit): 1-1/8"
 - Capacity In Steel (Twist Bit): 3/8"
 - Spindle Lock
 - Includes: Chuck key with holder

Item #

DTDW160

7 Amp 1/4" Electric Drill Keyless Chuck DeWalt



Wood applications:

- Spade bit - 1-1/4"
 - Hole saw - 2-1/8"
- Steel applications:
- Twist bit - 3/8"
 - Hole saw - 1-1/2"
 - 6.7 amps

Item #

DTDW217



5 Amp Cut-Out Tool Heavy-Duty DeWalt

- Tool-free bit change
- Removable shoe
- Turn-on, bump-off switch
- Accepts 1/8" and 1/4" shank cut-out bits
- Amps: 5.0
- No Load Speed (rpm): 30,000
- Collets (in.): 1/4 and 1/8



Item #

DTDW660

Drywall Screwdriver DeWalt

- Depth sensitive
- 6.0 Amps, 0-4,000 rpm, 60 in. lbs. Amps/RPM Torque



| Item # | Max. Fastener Size |
|---------|--------------------|
| DTDW252 | #8 |

6.3 Amp VSR Drywall Screwdriver Heavy-Duty DeWalt

- Metal gear housing for increased durability
- Depth-sensitive, "set and forget" nosepiece

Specifications:

- Amps: 6.3
- No Load Speed: 0-4,000 rpm
- Clutch: Standard



| Item # | Cord Length ft. |
|------------|-----------------|
| DTDW272 | 8 |
| DTDW272W50 | 50 |

6.5 Amp VSR Screwdriver Heavy-Duty DeWalt

Heavy-duty VSR Versa-Clutch® Screwdriver

- Versa-Clutch® system to "dial" the proper torque needed to efficiently drive fasteners without stripping or breaking fastener with override capability
- Amps: 6.5
- No Load Speed: 0 - 2,000 rpm



Item #

DTDW268

3/4" Impact Wrench DeWalt

- Easy forward or reverse, can run on AC or DC current

Specifications:

- Amps: 7.5 Amps
- No Load Speed: 1,600 rpm
- Max. Torque: 434 ft-lbs
- Impacts/Min: 1,800 ipm



Item #

DTDW297

3/4" Impact Wrench w/Detent Pin Anvil DeWalt

- 3/4" detent pin anvil
- AC/DC forward/reverse rocking switch

Specifications:

- Amps: 7.5 Amps
- No Load Speed: 2,100 rpm
- Max. Torque: 345 ft-lbs
- Impacts/Min: 2,700 ipm



Item #

DTDW294

1/2" Impact Wrench w/Detent Pin Anvil DeWalt

- 1/2" detent pin anvil
- AC/DC forward/reverse rocking switch

Specifications:

- Amps: 7.5 Amps
- No Load Speed: 2,100 rpm
- Max. Torque: 345 ft-lbs
- Impacts/Min: 2,700 ipm



Item #

DTDW292

DeWalt Rotary Hammer Kit 7/8" SDS

- 6.9 amp motor provides high performance: (0-1,550 RPM, 0-4,550 BPM)
- Variable speed trigger controls speed from 0 to dialed setting
- Mode selector allows for usage in rotary hammer, rotary only, and chiseling applications
- Reversing feature helps release tool from bind up situations
- Integral clutch reduces sudden, high torque reactions if bit jams
- 360-degree side handle adjusts easily
- D-handle design offers preferred balance



Item #

DTD25023K



Rotary Hammer 1" SDS DeWalt

- Reverse feature assists in the removal of fasteners
- Variable speed allows for precise hole placement on work surface
- Amps: 8.0 Amps
- Chipping: Yes
- Loaded Speed: 0-850 rpm
- Blows/Min: 0-4,300 bpm



Item #

DTD25213K

DeWalt Rotary Hammer 1" SDS

- 8 amp motor provides high performance: 0-1,150 RPM, 0-4,300 BPM
- Variable speed trigger controls speed from 0 to dialed setting
- Delivers 2.5 ft lbs. of Impact Energy
- Shocks – Active Vibration Control® reduces vibration up to 50%
- Mode selector allows for usage in rotary hammer, rotary only, and chiseling applications
- Reversing feature helps release tool from bind up situations
- Integral clutch reduces sudden, high torque reactions if bit jams
- 360 degree side handle adjusts easily



Item #

DTD25223K

Three Mode SDS Hammer 1" L-Shape DeWalt

- L-Shape design offers superior balance and control
 - At only 11-1/2" this hammer is the most compact in the market
 - Light weight design (6.5 lbs) provides comfort for extended use
- Specifications:

- Optimal Concrete Drilling: 5/32" - 5/8"
- Amps... 8.0 Amps
- Blows/Min: 0-4,300 bpm
- Clutch: Yes - Factory Set



Item #

DTD25313K

DeWalt Rotary Hammer 1" L-Shape

- 8 amp motor provides high performance and overload protection: 0-1,150 RPM, 0-4,300 BPM
- Variable speed trigger allows user to instantly control speed from 0 to dialed setting
- Delivers 2.5 ft lbs. of Impact Energy, providing fast drilling and powerful chipping
- Shocks – Active Vibration Control® reduces vibration up to 50% while increasing user comfort and productivity
- Mode selector allows for usage in rotary hammer, rotary only, and chiseling applications
- Reversing feature helps release tool from bind up situations, and assists with removal of fasteners
- Integral clutch reduces sudden, high torque reactions if bit jams
- 360 degree side handle adjusts easily for preference or use in tight spaces
- Dust Extraction Connection allows the use of the D25300DH dust collection system



Item #

DTD25323K

Adjustable Depth Setter DeWalt

- Accurate depth stop, allows users to adjust depth of drilling in concrete
- Adjustable for all 1/4", 3/8" and 1/2" drop-in anchors
- Proprietary system works with DEWALT 3/8", 1/2" and 5/8" SDS+ bits



Item #

DTDWA5537DS

Dust Control System DeWalt

- Minimizes dust when drilling overhead
- Flexible dust collection cup allows for visibility
- Proprietary System, only works with the DEWALT Adjustable Depth Setter (DWA5537DS)



Item #

DTDWA500DC

Dust Extractor Telescope w/ Hose for SDS Rotary Hammers

DeWalt

- Dust extractor telescope and side-handle fits DeWalt® corded and cordless SDS rotary hammers



Item #

DTD25301D



HEPA Dust Extraction for L-Shape SDS Hammer

DeWalt



- For use with D25303, D25304, D25313, D25314, D25323, and D25324 hammers
- HEPA filter delivers 95% efficiency at 0.3 microns
- Built-in motor keeps performance high while drilling
- 2-second power-off delay allows dust extraction to continue after drill is switched off

Item #

DTD25300DH

DeWalt Large Hammer Dust Extractor - Hole Cleaner



- Two Interchangeable drilling heads for optimum dust removal. One for holes up to 1-1/2" and one for holes up to 2"
- Tough Rubber Seal allows for adhesion to most masonry surfaces
- Two Hole Cleaning Nozzles Match nozzle to hole size for optimal hole cleaning.
- Fits DW Universal Hose Connector which allows for quick connection to hose & swivel capability

Item #

DTDWH050K

SDS Max Rotary Hammer

1-3/4"

DeWalt



- 13.5 Amp high-performance motor provides high performance; 210-415 rpm; 1430-2840 bpm
- 9.5 ft-lbs. of Impact Energy provides fast drilling and powerful chipping
- Shocks - Active Vibration Control® reduces vibration up to 50%
- Complete Torque Control (CTC)® - Patented 2-Stage clutch provides maximum control in bind up situations
- Rear handle mount increases user comfort
- Trigger lock-on reduces user fatigue while chipping

Item #

DTD25602K

SDS Max Combination Hammer

1-7/8"

DeWalt



- Shocks - Active Vibration Control® reduces vibration up to 50%
- Complete Torque Control (CTC)® - Patented 2 Stage clutch provides maximum control in bind up situations
- 13 Amp motor provides maximum performance; 210-415 rpm; 1430-2840 bpm
- 11.7 ft. lbs. of Impact Energy
- Rear handle mount means less bending over when using tool in downward chipping applications
- Trigger Lock On provides increased user comfort in extended use chipping applications

Item #

DTD25712K

SDS Max Combination Hammer

2"

DeWalt



- Shocks - Active Vibration Control® reduces vibration by up to 50%
- Complete Torque Control (CTC)® utilizes patented 2-stage clutch for maximum control in bind-up situations
- 15 Amp motor provides maximum overload protection & power
- 15 ft-lbs of impact energy provides maximum performance in drilling & chipping
- Rear handle mount means less bending over when using tool in down drilling applications
- Lock-on slide switch provides increased user comfort in extended use applications

Item #

DTD25762K

1-9/16" SDS Max Combination Hammer Kit

DeWalt

- 12 Amp Motor provides high performance & overload protection; 490 rpm' 3300 bpm
- 8.0 ft lbs. of Impact Energy provides fast drilling and powerful chipping
- Rear Handle Mount for increased user comfort in down drilling applications
- Factory Set Clutch reduces sudden, high torque reactions if bit jams
- Rubber Grip helps reduce the level of vibration felt by the user
- Lightweight 13.5 lbs
- Includes: 360 side handle, Kit Box



Item #

DTD25501K



12 lb. SDS Max Demolition Hammer DeWalt



- 13.5 Amp motor maximum performance and overload protection
- 9.5 ft-lbs of impact provides powerful chipping and faster destruction rates
- SHOCKS – Active Vibration Control® reduces vibration up to 50% while increasing user comfort and productivity
- Electronic variable speed allows the user to control the speed of chipping and impact energy
- Tool Length: 18.6"
- Tool Weight: 13.6lbs
- Includes: Side handle, Bit Grease, Kit Box

Item #

DTD25831K

12 lb. Spline Demolition Hammer DeWalt



- 13.5 Amp motor maximum performance and overload protection
- 9.5 ft-lbs of impact provides powerful chipping and faster destruction rates
- SHOCKS – Active Vibration Control® reduces vibration up to 50% while increasing user comfort and productivity
- Electronic variable speed allows the user to control the speed of chipping and impact energy
- Tool Length: 18.6"
- Tool Weight: 14lbs
- Includes: Side handle, Bit Grease, Kit Box

Item #

DTD25851K

SDS MAX Demo Hammer DeWalt



- SHOCKS – Active Vibration Control® reduces vibration by up to 50%
- 15 ft-lbs of impact energy provides maximum performance in chipping applications
- 15 Amp motor provides maximum overload protection & power
- Lock-on slide switch provides increased user comfort in extended use applications
- Modular design allows easy access to switch, motor, cordset, brushes and gear case for ease of service
- Tool Length: 23"
- Tool Weight: 19lbs

Item #

DTD25891K

Spline Rotary Hammer Kit

1-3/4"

DeWalt



- 13.5 Amp motor Provides maximum performance & overload protection
- 9.5 ft-lbs. Impact Energy provides fast drilling and powerful chipping
- Complete Torque Control (CTC)® - Patented 2 Stage clutch provides maximum control in bind up situations
- Shocks – Active Vibration Control® reduces vibration up to 50% while increasing user comfort and productivity
- Electronic variable speed allows the user to control the speed of drilling and chipping while maintaining speed under load
- Rear handle mount means less bending over when using tool in down drilling applications
- Trigger Lock On provides increased user comfort in extended use chipping applications

Item #

DTD25651K

Rotary Hammer Kit

1-9/16" Heavy-Duty

DeWalt



- 12.0 Amp motor high performance and overload protection, 490 rpm, 3300 bpm
- 8.0 ft-lbs of impact energy provides fast drilling and powerful chipping
- Rear handle mount for increased user comfort in down drilling applications
- Rubber grip helps reduce the level of vibration felt by the user
- Factory-set clutch reduces sudden, high torque reactions if bit jams

Item # Chuck Type

DTD25553K

Spline

SDS Max Demolition Hammer

22 lb., w/Shocks

DeWalt



- Active Vibration Control AVC™ reduces vibration
- SDS max tool holder with rubber dampers absorbs energy providing longer life

Specifications:

- Amps: 14 Amps
- Loaded Speed (bpm): 1,020-2,040 bpm

Item #

DTD25901K



Pavement Breaker - Electric

**w/ Hammer Truck and Steel
DeWalt**

- Hammer truck provides easy transportation of pavement breaker

Specifications:

- Impact Energy: 61 ft-lbs
- Amps: 15 Amps
- Loaded Speed (bpm): 900 bpm
- Chisel Rotation
- Includes: Hammer truck, flat foot plate for hammer truck, pegged foot plate for hammer truck, (1) bull point chisels, (1) 1" cold chisel, (1) 3" wide chisel



Item #

DTD25980K

4-1/2" Small Angle Grinder

**Heavy-Duty
DeWalt**

- 10.0 Amp AC/DC 11,000 rpm motor
- Dust Ejection System(TM)
- Quick-Change(TM) Wheel Release

Specifications:

- No load speed: 11,000 rpm
- Use wheels RPM above: 12,000 rpm
- Spindle lock: yes
- Spindle thread: 5/8"-11
- Includes: 2 position handle, depressed center wheel



Item #

DTD28402

13 Amp 4-1/2" Angle Grinder

**11,000rpm
DeWalt**

- 3.0 Amp/ 11,000 rpm
- Dust Ejection System™
- Keyless adjustable guard provides tool free guard adjustments increasing productivity
- Includes: 2 position side handle, depressed center wheel, wrench



Item #

DTD28114

13 AC Amp Straight Grinder 4-1/2", Heavy-Duty DeWalt



Specifications:

- Amps: 13.0 AC Amps
- No Load Speed: 11,000 rpm
- Spindle Thread: 5/8"-11
- Switch Type: Slide
- Includes: 2-position side handle, depressed center wheel, keyless adjustable guard, wrench

Item #

DTD28131

7.0 Amp Angle Grinder 4-1/2" Heavy Duty DeWalt



- 7.0 Amp AC/DC, 12,000 rpm motor designed for faster material removal and higher overload protection
- One-Touch™ Guard eliminates the need for a tool to adjust the guard location
- Low profile, jam-pot gear case increases durability and allows tool to fit into tight spaces
- Quick-Change™ Wheel Release allows tool free wheel removal without need for a wrench
- 2-position removable side handle provides increased comfort and control
- Slim, ergonomic body design provides increased comfort in extended use applications
- 5/8"-11 spindle thread accepts a wide range of 4-1/2" accessories
- Amps: 7.0Amps
- Max Watts Out: 850W
- Horsepower: 1.14HP
- No Load Speed: 12,000rpm
- Use Wheels rpm Above: 12,000rpm
- Tool Length: 10-5/8"
- Tool Weight: 3.9lbs
- Includes: 2-position side handle, Depressed center wheel, One-Touch™ Guard, Wrench

Item #

DTDWE4011

12 Amp 5" Angle Grinder Heavy-Duty DeWalt



- 10,000 rpm motor provides high power and speed for all 5" grinding applications
- 120V AC/DC capacity works off welding machines and generators
- 5/8"-11 Spindle Thread
- Includes: 2 position side handle, 5" guard, wrench

Item #

DTDW831



4-1/2" / 5" High Performance Grinder With Trigger Grip DeWalt



- Quick-Change wheel release provides tool free wheel removal
- Keyless adjustable guard provides tool free guard adjustments increasing productivity

Specifications:

- Amps: 13.0 Amps
- No Load Speed: 9,000 rpm
- Spindle Lock: Yes
- Spindle Thread: 5/8"-11
- Includes: 2-position side handle, 5" keyless adjustable guard, wrench

| Item # | Desc. |
|----------|---------------------------|
| DTD28115 | With Lock on Trigger Grip |

5" Surface Grinding Dust Shroud Kit DeWalt



- Dust Collection Shroud with Flush Grinding Door Allows dust collection for flush edge grinding
- Universal Vacuum Hose Connection locks onto tool with a twist and click eliminating the need for the use of tape to secure the hose to the shroud
- 10 Amp, 10000 RPM DEWALT built motor designed for faster material removal and higher overload protection
- Quick Change™ Wheel Release Allows tool free wheel removal
- Replacable Brush Skirting to maintain a high level of dust collection
- Amps: 10Amps
- Hose Port OD & ID: 1.66" & 1.37"
- Max Wheel Diameter: 5"
- Spindle Thread: 5/8" x 11
- Tool Length: 13"
- Tool Weight: 4.6lbs

| Item # |
|------------|
| DTDWE46151 |

5" / 6" Cutting & Tuckpointing Dust Shroud Tool DeWalt



- 11 Amp/1.9 HP 10,000 RPM DEWALT built motor designed for fast material removal
- Adjustable Shoe allows user to adjust depth of cut
- Complete Electronic Control (TM) Provides multiple advanced technology features such as E-Clutch®, Soft Start, and Power Loss Reset®
- Quick Change™ Wheel Release Allows tool free wheel removal
- Power-Off® Advanced Overload Protection shuts the tool off before it reaches overload or burn-up
- Dust Ejection System™ provides durability by ejecting damaging dust and debris particles that enter the tool
- Max Watts Out: 1450W
- Horsepower: 1.9HP
- Hose Port OD & ID: 1.66" & 1.51"
- Spindle Thread: 5/8"-11
- Depth of Cut (with 6" wheel): 1.78"

| Item # | Includes |
|------------|--|
| DTDWE46101 | Guard, Side Handle, Matched Flange Set, Wrench, DWV9000 Universal Connector, DW4741S 5" X .25" Sandwich Diamond Blade, Ballistic Nylon Kit Bag |
| DTDWE46102 | Tool Only, Side Handle, Guard, Wrench, Matched Flange Set |

5" Surface Grinding Dust Shroud DeWalt



- Provides a dust collection solution for flush edge grinding
- Hose Connection locks onto tool with a twist and click
- Delivers a dust shroud that will last in abusive jobsite environments
- Replacable Brush Skirting to maintain a high level of dust collection
- Max wheel diameter: 5"

| Item # |
|------------|
| DTDWE46150 |

5" / 6" Cutting & Tuckpointing Dust Shroud DeWalt



- Tool Free Clamp Delivers tool free shroud removal and adjustments
- Universal Hose Connection Eliminates the need for user to tape hose to shroud
- Cornering Door Allows for dust collection on inside corners
- Adjustable Depth of Cut Shoe allows user to adjust depth of cut
- Rugged all metal design delivers a robust design for the most demanding applications

| Item # |
|------------|
| DTDWE46100 |



Surface Grinding Dust Shroud

7"

DeWalt



- Aids in dust collection and containment, a Perform & Protect™ Dust Feature
- Spring loaded, hinged door, provides a dust collection solution for both open area grinding and flush edge grinding
- Universal Connector locks onto tool with a twist and click eliminating the need for duct tape to hold the hose onto the shroud
- Tool free clamp system is compatible with all DEWALT Large Angle Grinders
- Flexible yet durable material allows the user to adjust pressure on the grinder to maintain contact on concrete surface without compromising the durability of the shroud
- Fits all DEWALT LAGs but ideally suited for DWE4597 and DWE4557
- Hose Port OD & ID: 1.66"/42mm & 1.37"/35mm

Item #

DTDWE46170

High Performance Grinder

5"/16", w/Trigger Guard
DeWalt



- Dust Ejection System™
- Quick-Change™ Wheel Release

Specifications:

- Amps: 13.0 AC/DC Amps
- No Load Speed: 9,000 rpm
- Spindle Thread: 5/8"-11
- Includes: 2-position side handle, 5" keyless adjustable guard, 6" keyless adjustable guard, wrench
- D28065N includes no-lock on trigger grip

Item #

DTD28065

DTD28065N

Don't forget your wheels. Ask an Edge associate what we have to offer for the job at hand.

6" High Performance Cut-Off Grinder

DeWalt



Specifications:

- Amps: 13.0 AC Amps
- No Load Speed: 9,000 rpm
- Spindle Thread: 5/8"-11
- Switch Type: Paddle w/ lock-on
- Includes: 2-position side handle, Type 27 depressed center wheel, Type 27 keyless adjustable guard, Type 1 cutting wheel, Type 1 keyless adjustable guard, wrench

Item #

DTD28144

6" High Performance Cut-Off Grinder

DeWalt



Specifications:

- Amps: 13.0 AC Amps
- No Load Speed: 9,000 rpm
- Spindle Thread: 5/8"-11
- Switch Type: Slide
- Includes: 2-position side handle, Type 27 depressed center wheel, Type 27 keyless adjustable guard, Type 1 cutting wheel, Type 1 keyless adjustable guard, wrench

Item #

DTD28140

13 Amp 7" Angle Grinder Heavy-Duty

DeWalt



- High power 4.7 HP, 8,500 rpm motor
- Dust Ejection System™
- Anti-Vibe Trigger Handle reduces user fatigue caused by vibration
- Automatic turn-off brushes shut down the tool when brushes need to be changed to avoid tool damage
- Quick Change Guard allows user to quickly adjust guard to redirect sparks
- Spindle Thread: 5/8"-11
- Includes: 7" guard, 3 position side handle

Item #

DTDWE4557



15 Amp 7" Angle Grinder

DeWalt

- High power 4 HP, 8,500 rpm motor
- Epoxy coated field and armature provide long service life against abrasion from airborne debris
- Automatic turn-off brushes shut down the tool when brushes need to be changed to avoid tool damage
- Spindle Thread 5/8"-11
- Includes: 7" guard, 2 position side handle



Item #

DTDWE4517

9" Large Angle Grinder

DeWalt

DEWALT's Perform & Protect™ line of Power Tools is designed to provide a high level of one of more of the following: control, dust containment, or low vibration, without sacrificing performance

- E-Clutch® shuts the tool off when a wheel pinch or wheel stall is detected, reducing kick-back
- Anti-Vibration side handle
- Power-Loss Reset® prevents accidental re-starts following a power disruption when the tool is left in the "on" position
- Dust Ejection System™ increases brush life and protects the motor from damaging particles entering the air intake
- Automatic turn-off brushes shut down the tool when brushes need to be changed to avoid tool damage
- Amps: 15.0Amps
- Max Watts Out: 3650W
- Horsepower: 4.9HP
- No Load Speed: 6,500rpm
- Spindle Thread: 5/8"-11



Item #

DTDWE4599N

Grinder Pad Attachment Rubber Backing DeWalt

High quality raw materials for consistent performance.

- 8,500 max rpm
- 6-1/2"



Item #

DTDW4947

3 Amp Straight Grinder 1-1/2", Heavy-Duty

DeWalt

- 25,000 RPM
- Motor provides high power and speed for all 1-1/2" grinding applications
- 120V AC/DC capacity works off welding machines and generators for increased productivity and versatility



Item #

DTDW887

5 Amp Straight Grinder 2", Heavy-Duty

DeWalt

- 19,000 RPM
- Motor provides high power and speed for all 2" grinding applications
- 120V AC/DC capacity works off welding machines and generators for increased productivity and versatility



Item #

DTDW888

4.2 Amp Bench Grinder Heavy-Duty, 8"

DeWalt

Heavy-duty 8" (205 mm) Bench Grinder

- 3/4 HP induction motor provides superior power for industrial grinding applications

Specifications:

- Amps: 4.2 AC
- No Load Speed: 3,600 rpm
- Wheel Diameter: 8 in.
- Spindle Diameter: 5/8 in.



Item #

DTDW758

4 Amp Bench Grinder Heavy-Duty, 6"

DeWalt

Heavy-duty 6" (150 mm) Bench Grinder

- Powerful 5/8 HP induction motor for heavy-duty grinding operations
- Industrial cast iron base and motor housing provide durability and prolong life

Specifications:

- Motor runs at 3,450 rpm for high speed material removal
- Amps (AC): 4.0
- No Load Speed: 3,450 rpm
- Wheel Diameter: 6 in.
- Spindle Diameter: 1/2 in.



Item #

DTDW756



Deep Cut Band Saw Kit

DeWalt

- Industry best 5" deep cut capacity for round or rectangular stock
- LED sight light
- Integrated hang hook
- Variable speed dial

Specifications:

- Amps: 10 AC Amps
- Ft./Min.: 100-350 fpm
- Max Capacity (Round): 5"
- Max Capacity (Rectangular): 5" x 4-3/4"
- LED Light: Yes
- Includes: Case, blade



Item #

DTDWM120K

Variable Speed Polisher with Soft Start

7"/9"

DeWalt

- Powerful, 12.0 Amp, all ball-bearing construction for long life and performance for the most demanding applications
- Electronic module maintains specified speed under load delivering better finish results
- Conveniently located variable speed dial lets user set maximum speed from zero to 600/3500 rpm for different materials and applications
- Variable speed trigger allows user to control speed from 0 to dialed maximum setting
- No Load Speed: 0-600 / 0-3,500rpm
- Spindle Thread: 5/8"-11
- Spindle Lock: Yes
- Includes: Hook & Loop backing pad, bale and straight side handle



Item #

DTDWP849X

3 Amp Heavy-Duty Nibblers

16/18 Gauge

DeWalt

- No Load Speed 2100 SPM
- Round punch allows 360° pivot while cutting
- Rotating head allows changing cutting directions as desired
- Mild Steel: 16 ga
- Stainless Steel: 18 ga



Item #

DTDW896

6.5 Amp Heavy-Duty Shears

12 Gauge

DeWalt

Heavy-duty 12 Gauge Shear

- Paddle switch for convenient operation
- Four-edge blade design provides four times the life of standard blades
- Cuts radius as small as 1"
- Amps 120V AC/DC: 6.5
- Strokes/Min.: 1,950
- Cutting Speed (ft./min.): 26-39
- Capacity Mild Steel (ga.): 12
- Capacity Stainless Steel (ga.): 14



Item #

DTDW893

Heavy Duty Tool Bag

DeWalt

- Heavy duty poly construction resists abrasion and wear
- Heavy-duty handles for jobsite durability
- Size: 18 1/2" x 11" x 11"



Item #

DTDCK019

14" Chop Saw

15 AMP, 4.0 HP

DeWalt

- 15.0 Amp/4.0HP (maximum motor HP) motor provides overload protection, increasing performance and durability
- Ergonomically designed "D" handle provides a more comfortable hand position, reducing fatigue and increasing productivity
- QUICK-LOCK Vise allows for fast clamping on different size materials to increase productivity
- 45° pivoting fence allows for fast and accurate angle cuts
- Spindle Lock allows user to make wheel changes quickly and easily, saving time and money
- Integrated top handle allows the saw to be carried around easily
- On-board wheel change wrench allows for convenient storage and greatly reduces the risk of lost wrenches
- High performance aluminum oxide grain wheels provides for long life, fast cutting, and smoother running wheels
- Compression spring provides smoother movement and increased durability versus torsion springs
- Wheel Arbor: 1"
- Wheel Diameter: 14"
- Max Capacity (Round): 5"
- Max Capacity (Rectangular): 4" X 7-5/8"



Item #

DTD28710



14" Chop Saw

15 AMP, 5.5 HP

DeWalt

- Powerful 15.0 Amp motor provides more overload capacity, increasing performance and durability
- Quick-Change Blade Change System increases productivity
- Ergonomically designed "D" handle
- Large cutting capacity (5" round / 4-1/2" x 6-1/2" rectangle) provides the ability to cut a wide variety of materials

Specifications:

- 4,000 RPM
- Spindle lock and Quick lock device
- Includes: Blade, wrench



Item #

DTD28715

14" Abrasive Wheel

DeWalt

- Double reinforced with industrial grit and glue for increased life and faster cuts

| Item # | Dia. (in.) | Thickness (in.) | Arbor (in.) | Max. RPM | Type & Material |
|----------|------------|-----------------|-------------|----------|---------------------------|
| DTDW8001 | 14 | 3/32 | 1 | 4,100 | AO General Purpose Metal |
| DTDW8002 | 14 | 3/32 | 1 | 4,100 | AO Bar Cutter |
| DTDW8003 | 14 | 3/32 | 1 | 4,100 | A24 Stud Cutter |
| DTDW8004 | 12 | 3/32 | 1 | 4,100 | A24 General Purpose Metal |



14" Dry Cut Saw

With 70T Multi-Cutter Carbide Blade

DeWalt

The DeWALT Multi-Cutter™ System cuts a wide variety of materials including:

Ferrous Metals - angle iron, channel, conduit (EMT/IMC/GRC), pipe (black iron, cast iron), threaded rod, tubing (square, round or rectangular), UNISTRUT™

Nonferrous Metals - aluminum, brass, copper

Other Materials - PVC pipe, Wood

- Constant cutting depth - Abrasive chop saw wheels lose capacity with every cut, meaning variations in cutting depth and more blade changes. The Multi-Cutter™ Blade provides a constant depth of cut throughout the life of the blade
- Capacities at 90°: Pipe - 5 3/16", Rectangular - 4 1/4", Tube - 4 3/4" x 4 3/4", Angle - 5 5/16" x 5 5/16"
- Specially designed carbide teeth deliver fast, precise, virtually burr-free cuts. This saves you time and money over abrasive cutting by: Eliminating preparation grinding, minimizing the need to ream, producing material that is cool to the touch, providing a cleaner work environment, free from abrasive dust ingestion, eliminating hand filing on strut and rod.



| Item # | Desc. |
|----------|-------|
| DTDW872 | Saw |
| DTDW7747 | Blade |



DeWalt

14" Diamond Chop Saw Blade

- Diamond Edge provides 100x the life vs standard DeWalt® chop saw wheel
- Advanced Brazing Technology cuts metal with the speed of a conventional abrasive blade
- Steel Blade Cores provides constant cutting depth, capacity and stability of a sold core
- Exposed Diamond Matrix allows the blade to cut concrete, plastic, fiberglass, rubber, non-ferrous metals and other soft materials without loading



Item #

DTDW8500



MILWAUKEE ELECTRIC TOOL CORP.

1/2" High Performance Drill Driver Kit M18™ Cordless

- Peak Torque: 650 in-lbs
- RPM: 450/1,800
- Chuck Type: 1/2" Metal Single Sleeve w/Carbide Jaws
- Length: 9-1/4"
- 5 Year Warranty
- Includes: (2) M18™ XC High Capacity Lithium-Ion Batteries, 1-Hour Charger, Side Handle, Carrying Case



Item #

MI2610-24

MILWAUKEE ELECTRIC TOOL CORP.

Hammer Drill Kit With Impact Driver M18™

- 18V XC High Capacity Lithium-ion battery delivers longer life and run-time
- Variable speed trigger
- Hammer Drill:
 - 1/2" single sleeve ratcheting metal chuck with carbide jaws
 - On-board Battery Fuel Gauge displays remaining run-time
 - Built-in LED light illuminates work surface
- Includes: (2) M18 Lithium-Ion batteries, charger, side handle, case



Item #

MI2611-24

MILWAUKEE ELECTRIC TOOL CORP.

1/4" Hex Compact Impact Driver Kit M18™ Cordless

- Torque: 1,400 in lbs.
- RPM: 0-2,200; IPM: 0-3,200
- 18V XC High Capacity Lithium-Ion battery
- 1/4" Hex Quick Change Chuck
- Milwaukee® 4-Pole Frameless Motor
- Battery Fuel Gauge displays remaining run-time
- Built-in LED Light
- Includes: Driver, (2) 18V XC Lithium-Ion Batteries, Charger, Belt Clip, Carrying Case



Item #

MI2650-22

MILWAUKEE ELECTRIC TOOL CORP.

Cordless 1/2" Hammer-drill Driver Kit M18™

The M18™ Cordless LITHIUM-ION 1/2" Hammer Drill Driver not only delivers an industry leading compact and ergonomic design, but is up to 20% faster in concrete than the competition. In addition, the 2602-20 is the only hammer drill/ driver in its class with an all metal gear case, providing maximum durability for heavy duty applications. A variable speed trigger provides speed control between 0-1,700 RPM (High Speed) & 0-550 RPM (Low Speed).

- Milwaukee® 4-Pole Frameless Motor: Delivers 525 in-lbs of peak torque, 0-550/0-1,700 RPM, & 29,000 BPM.
- Batteries Included: (2) M18™ XC High Capacity RED LITHIUM™ Batteries



Item #

MI2602-22

MILWAUKEE ELECTRIC TOOL CORP.

Compact Drill Driver Kit M18™ Cordless

- 1/2" Ratcheting chuck with plastic sleeve
- Heavy-duty 2-speed metal gear box: 0-350/0-1,400 rpm
- Compact motor delivers 400 in.-lbs. of maximum torque
- Built-in LED light illuminates work surfaces
- Voltage: 18 DC
- Chuck Size: 1/2 in.
- No Load Speed: 0-350/0-1,400 RPM
- Torque: 400 in.-lbs.
- Chuck Type: Keyless
- Includes: Two batteries, charger, carrying case



Item #

MI2601-22



MILWAUKEE ELECTRIC TOOL CORP.
**Cordless 1/2" High Impact
Wrench W/Pin Detent Kit**

M18™

The M18™ Cordless LITHIUM-ION 1/2" High Torque Impact Wrenches provide industry leading power in a compact size. A variable speed trigger provides speed control between 0-1900 RPM & 0-2200 IPM. The 2662-22 has a 1/2" anvil with detent pin to achieve superior socket retention, while the 2663-22 has a 1/2" anvil with friction ring for quick and easy one-handed socket changes.

- (2) M18™ XC High Capacity RED LITHIUM™ Batteries (48-11-1828)
- M18™ LITHIUM-ION Battery Charger (48-59-1801)
- Kitbox



Item #

MI2662-22

MILWAUKEE ELECTRIC TOOL CORP.

**1/2" High Torque
Impact Wrench Kit**
M18™ Cordless

The M18™ Cordless Lithium-Ion 1/2" High Torque Impact Wrenches provide industry leading power in a compact size. A variable speed trigger provides speed control between 0-1900 RPM & 0-2200 IPM. The 2662-22 has a 1/2" anvil with detent pin to achieve superior socket retention, while the 2663-22 has a 1/2" anvil with friction ring for quick and easy one-handed socket changes.

- Milwaukee® Designed Impact Mechanism: Delivers 450 ft.-lbs of torque
- 1/2" Anvil w/Friction Ring: Provides quick and easy, one-handed socket changes
- Includes: (2) M18™ XC High Capacity Lithium-Ion Batteries, 1-Hour Charger, Carrying Case



Item #

MI2663-22

MILWAUKEE ELECTRIC TOOL CORP.

Band Saw Kit
M18™ Cordless

- SFPM: 480
- Capacity: 3-1/4" x 3-1/4"
- Weight: 10.25 lbs.
- Material Guide: Tool-Free
- Blade Ejection System
- Includes: (2) M18™ XC High Capacity Lithium-Ion Batteries, 1-Hour Charger, Blade, Carrying Case



Item #

MI2629-22

MILWAUKEE ELECTRIC TOOL CORP.

**3/4" High-Torque Impact
Wrench**
M18 FUEL™



- Delivers up to 750 ft.-lbs of maximum fastening torque and up to 1,200 ft.-lbs of nut-busting torque
- POWERSTATE™ Brushless Motor: Out-powers competitors yet runs cooler with no wearable components
- REDLINK PLUS™ Intelligence: allows the operator to choose between 2 fastening modes with Milwaukee's proprietary DRIVE CONTROL™ feature. Mode 1 delivers up to 375 ft.-lbs of maximum fastening torque, and Mode 2 up to 750 ft.-lbs maximum fastening torque
- REDLITHIUM™ XC 4.0 Battery Pack: Provides superior pack construction, electronics and performance to deliver 2X more runtime
- 3/4" Anvil with friction ring for fast, easy socket changes
- Includes: 2 REDLITHIUM™ XC 4.0 Extended Capacity Battery Packs, a multi-voltage charger and a carrying case

Item #

MI2764-22

MILWAUKEE ELECTRIC TOOL CORP.

Recip Saw Kit
M18™ Cordless
Sawzall®



The Sawzall® M18™ Cordless Lithium-Ion Recip Saw features a patented gear-protecting clutch, which absorbs impact and extends the life of the tool. The Quik-Lok™ blade clamp provides quick and efficient blade changes while the variable speed trigger optimizes speed for different applications.

- 18V XC High Capacity Redlithium™ battery delivers longer life and run-time
- Patented Gear-Protecting Clutch extends the life of the tool
- Lever Action Quik-Lok™ Blade Clamp
- Battery fuel gauge displays remaining run-time
- Variable Speed Trigger
- Includes: Sawzall® M18™ Cordless Lithium-Ion Recip Saw, (2) 18V XC High Capacity Redlithium™ battery (48-11-1828), 18V Charger (48-59-1801), (1) General Purpose Sawzall® Blade, Carrying Case

Item #

MI2620-22

MILWAUKEE ELECTRIC TOOL CORP.

Lithium-Ion
6-1/2" Circular Saw
M18™ Cordless



- 18V XC High Capacity Lithium-Ion battery
- Heavy-Duty Magnesium Guards
- Electronic brake
- Aircraft aluminum shoe
- Battery fuel gauge displays remaining run-time
- Speed: 3,500 RPM
- Arbor: 5/8"
- Blade: 6-1/2" 24T Carbide Tipped
- Includes: (2) 18V XC High Capacity Lithium-Ion Battery Packs, 1-Hour Charger, Contractor Bag

Item #

MI2630-22



MILWAUKEE ELECTRIC TOOL CORP.

Cordless 4-1/2" / 5" Grinder



M18 FUEL™

- POWERSTATE™ Brushless Motor: Delivers maximum power and up to 10X longer motor life
- REDLINK PLUS™ Intelligence provides optimized performance, electronic clutch, and overload protection using total system communication between tool, battery and charger
- REDLITHIUM™ XC 4.0 Battery Pack provides superior pack construction, electronics, and performance to deliver 2X more run-time and more work over pack life
- 100% tool free: Make all accessory changes and guard adjustments without a wrench for increased productivity
- Paddle-switch design: Provides increased comfort and ease-of-use when operating in various positions
- Speed: 8,500 RPM
- Arbor Size: 5/8"-11
- Includes: 1) M18 FUEL™ 4-1/2" / 5" Grinder, Paddle Switch No-Lock, (2) M18™ REDLITHIUM™ XC 4.0 Extended Capacity Battery Packs, (1) M18™ & M12™ Multi-Voltage Charger, (1) Carrying Case, (1) Flange Nut, (1) Wheel Guard, (1) Spanner Wrench

Item #

MI2780-22

MILWAUKEE ELECTRIC TOOL CORP.

Cordless 10oz. Caulk and Adhesive Gun M18™ Cordless



- 950 lbs of Dispensing Force - Milwaukee® built all metal gears deliver industry leading force for the highest viscosity materials
- Variable Speed Trigger - Allows for maximum control of the flow rate and bead width
- Constant Flow Technology - Results in a steady material flow rate and even beads at all viscosity levels
- Anti-Drip Mechanism - Instantly stops material from expelling upon trigger release
- Rotating Quick-Change Collar - Accepts all Milwaukee® quick change configurations: 10oz carriage, quart-size carriage, and 20oz sausage style barrels
- 6-Setting Max Speed Dial - Optimize flow rate from 0-21 IPM (inches per minute) based on application
- Voltage: 18V
- No Load Speed: 0-21 IPM (inches per minute)
- Carriage: For use with 10 oz Cartridges
- Force: 950 lbs
- Trigger: Variable Speed Trigger
- Speed Dial: 6-Setting Maximum Speed Dial
- Batteries Included: M18™ Compact RED LITHIUM™

Item #

Force (lbs.)

MI2641-21CT

950

MILWAUKEE ELECTRIC TOOL CORP.

Caulk Carriage Quart Size



For the larger job, this quart size carriage will provide longer run time between tube changes. It fits on all 6560 and 6562 series Milwaukee cordless caulk and adhesive guns. For replacement plunger rod use Milwaukee 49-52-0650.

Item #

MI48-08-1080

MILWAUKEE ELECTRIC TOOL CORP.

Expansion Tool M18™ Cordless Propex®



- Speed: 45 SPM
- Head Rotation: Built-In Auto-Rotator
- Capacity: 3/8" - 1-1/2"
- Compatibility: 3/8" - 1" M12™, 1" - 1-1/2" M18™/Uponor®
- LED Light
- Kit includes: (2) M18™ Compact Lithium-Ion Batteries, 30-Minute Charger, 1" Expansion Head, 1-1/4" Expansion Head, 1-1/2" Expansion Head, Grease, Carrying Case

Item #

Description

MI2632-22

Kit

MI2632-20

Tool Only

MILWAUKEE ELECTRIC TOOL CORP.

Press Tool Kit M18™ FORCE LOGIC™



- The smallest and lightest full sized press tool in the market at only 8.0 lbs.
- Balanced, in-line design suitable for one-handed use
- Press indicator provides visual assurance of a quality connection
- Industry leading 40,000 Cycles between calibration inspections
- Interchangeable jaws enable the quick adjustments from 1/2" - 2". Rings enable use up to 4"
- M18™ System provides up to 35+ solutions on one pack
- Press Force: 7200 lbs.
- Cycle Time: Approx 5 seconds
- Jaw Size: 1/2", 3/4", 1", 1-1/4", 1-1/2", 2"
- Ring Size: 2-1/2", 3", 4", Ring Jaw
- Capacity: 1/2"-4" CU, 1/2"-1" SS

Item #

Includes

MI2673-22 Tool, (2) RED LITHIUM™ M18™ Batteries, 1/2" Jaw, 3/4" Jaw, 1" Jaw, 1-1/4" Jaw, 1-1/2" Jaw, 2" Jaw, Multi-Voltage Charger, Hard Carrying Case

MI2673-20

Tool Only

Let us know what you need. We are here to help you get the job done.



MILWAUKEE ELECTRIC TOOL CORP.

Cordless 2-Speed Grease Gun Kit

M18™



- 10,000 PSI max operating pressure
- Max flow-rate of up to 10 oz. / minute
- New Pre-set grease counter dial
- 48" flexible hose offers greater access to difficult to reach fittings
- Air bleeder valve for quick priming
- Lock-on / Lock-off trigger delivers added user convenience
- Includes: (1) M18™ Cordless 2-Speed Grease Gun, (1) 48" Flex Hose w/ Spring Guard, (2) M18™ REDLITHIUM™ Compact Battery, (1) M18™ & M12™ Multi-Voltage Charger, (1) High Pressure Grease Coupler, (1) Hard Carrying Case, (1) Shoulder Strap

Item #

MI2646-22CT

MILWAUKEE ELECTRIC TOOL CORP.

Cordless LITHIUM-ION 4-Tool Combo Kit

M18™ Cordless



The 2694-24 M18 cordless LITHIUM-ION 4-tool combo kit includes the 1/2" Hammer Drill / Driver (2602-20), Sawzall® Recip Saw (2620-20), Circular Saw (2630-20), and Work Light (49-24-0171). The M18™ cordless LITHIUM-ION system delivers more torque, more power, and longer run-time than the competition.

- M18™ Cordless 3/4" Hammer Drill / Driver with Milwaukee 4-Pole Frameless Motor delivers 525 in-lbs of peak torque, 0-550/0-1,700 RPM, & 29,000 BPM
- M18™ Cordless Sawzall® Reciprocating Saw with Patented Gear-Protecting Clutch and Counter Balance Mechanism
- M18™ Cordless 6-3/4" Circular Saw Delivers 3,500 RPM with Magnesium Upper and Lower Guards for Maximum Durability
- M18™ Cordless Work Light Provides a Fold-Away Hook for Hands Free Use and a 135-Degree Rotating Head to Direct Light at the Work Area
- Includes: Includes: 2602-20 1/2" Hammer Drill/Driver, 2620-20 SAWZALL® Recip Saw, 6-1/2" Circ Saw, Work Light, (2) M18™ XC High Capacity RED LITHIUM™ Batteries, 1-Hour Charger, General Purpose SAWZALL® Blade, Contractor Bag

Item #

MI2694-24

MILWAUKEE ELECTRIC TOOL CORP.

2 Tool Combo Kit

Cordless

M18™



The 2691-22 M18™ cordless LITHIUM-ION 2-tool combo kit includes the Compact Driver (2601-20) and the 1/4" Hex Impact Driver (2650-20). The M18™ Cordless LITHIUM-ION System's patented technologies and electronics, innovative motor design, and superior ergonomics provide the most efficient blend of power, weight and performance in the industry. Powered by RED LITHIUM™, the M18 cordless LITHIUM-ION system delivers more torque, more power, and longer run-time than the competition.

- M18™ 3/4" Compact Drill/Driver Delivers 425 In-lbs of Torque and is Only 4 lbs. and 7 1/2" Long
- M18™ 9/16" Hex Compact Impact with the Milwaukee 4-Pole Frameless Motor Delivers 1400 In-lbs. of torque
- Includes: Compact Driver (2601-20), 1/4" Hex Impact Driver (2650-20), (2) M18™ RED LITHIUM™ Compact Battery Packs (48-11-1815), M18™ Charger (48-59-1801), Carrying Case (42-55-1005)

Item #

MI2691-22

MILWAUKEE ELECTRIC TOOL CORP.

2-Tool Combo Kit

M18™ Cordless



- M18™ 3/4" Hammer Drill Driver with Milwaukee 4-pole Frameless Motor delivers 525 in-lbs of peak torque, 0-550/0-1,700 RPM, & 29,000 BPM
- HACKZALL® M18™ One-Handed Recip Saw (2625-20) features a Patent Pending Dual Gear Anti-Vibration System for unmatched comfort and control
- DPM™ - Digital Power Management: Overload protection prevents damage to the tool and battery in abusive situations
- Compatibility: Works with M18™ XC High Capacity RED LITHIUM™ Batteries and M18™ Compact RED LITHIUM™ Batteries
- Includes: M18™ 2602-20 3/4" Hammer Drill Driver, M18™ 2625-20 HACKZALL Recip Saw, (2) M18™ XC High Capacity RED LITHIUM™ Batteries, SAWZALL® Blade, 1-Hour Charger, Contractor Bag

Item #

MI2695-22

MILWAUKEE ELECTRIC TOOL CORP.

Lithium-Ion Work Light

M18™ Cordless



- Ergonomic, compact, and lightweight design for operator comfort
- Fold-away utility hook
- 135 degree rotating head
- Utilizes both the 18V Compact Redlithium™ battery and the 18V XC High Capacity Redlithium™ battery to provide longer run-time
- Features a Xenon incandescent bulb

Item #

MI49-24-0171



MILWAUKEE ELECTRIC TOOL CORP.

Compact Lithium-Ion Battery M18™ Cordless

- 1.4 amp-hour
- Battery Type: Lithium-Ion
- 2 Year Warranty



Item #

MI48-11-1815

MILWAUKEE ELECTRIC TOOL CORP.

XC High Capacity Lithium-Ion Battery M18™ Cordless

- 3.0 amp-hour
- Battery Type: Lithium-Ion
- 3 Year Warranty



Item #

MI48-11-1828

MILWAUKEE ELECTRIC TOOL CORP.

Power-Plus Batteries Heavy-Duty

- 18 volt, 2.4 A-H
- Delivers the most run time, is compatible with 18 volt Milwaukee tools and work lights



Item #

MI48-11-2230

MILWAUKEE ELECTRIC TOOL CORP.

Lithium-Ion AC/DC Wall and Vehicle Charger M18™

- AC Wall Charger and DC Vehicle Charger
- Quickly Charges all M18™ Batteries:
 - 48-11-1815 - 30 minute charge time
 - 48-11-1828 - 1 hour charge time
- Charger communicates with battery pack to manage:
 - Individual Cell Voltage,
 - Temperature, Charge Status



Item #

MI2710-20

MILWAUKEE ELECTRIC TOOL CORP.

Lithium-Ion Battery Charger M18™ and M12™



- Accepts all M18™ and M12™ Battery Packs, minimizing the need for extra chargers on the jobsite
- Charges batteries sequentially, utilizing a first in, first charged sequence
- Communicates with battery pack to manage: Individual cell voltage, temperature, charge status

Item #

MI48-59-1812

MILWAUKEE ELECTRIC TOOL CORP.

Lithium-Ion 28 Volt 1/2 in. Hammer-Drill M28™ Cordless



- 1/2" all-metal, single-sleeve, ratcheting chuck with all carbide jaws
- 600 in.-lbs. of maximum torque
- Up to 2x run-time of 18V tools
- Chuck type: keyless, metal
- Amp hours: 3.0, Clutch settings: 20, Capacity in steel: 1/2", Capacity in wood: 2-9/16", Length: 10-1/2"
- Includes: (2) M28 Lithium-Ion batteries, charger, side handle, case

Item #

MI0726-22

MILWAUKEE ELECTRIC TOOL CORP.

Lithium-Ion 1/2" Impact Wrench Kit M28™ Cordless



- 325 ft. lbs. of maximum torque
- Variable speed: 0-1450 rpm, 0-2450 ipm
- Up to 2x run-time of 18V tools
- Torque: 3,900 in.-lbs./325 ft.-lbs.
- No load Speed: 0-1,450 RPM
- No load BPM: 0-2,450
- Includes: Two 28V batteries, one hour charger, carrying hanger bracket, quick change detent kit

Item #

MI0779-22

MILWAUKEE ELECTRIC TOOL CORP.

Lithium-Ion Compact 1" SDS Rotary Hammer Kit M28™ Cordless



- 28 Volt high power reversible motor delivers 4,700 BPM and 2.1 ft.-lbs. of impact energy
- Optimal drilling range in concrete is from 3/16" to 3/4" with a 1" solid bit capacity and 2-1/2" thin wall core bit capacity
- Includes: (2) M28 Lithium-Ion batteries, charger, case

Item #

MI0756-22



MILWAUKEE ELECTRIC TOOL CORP.
Lithium-Ion 6-1/2"
Circular Saw Kit
M28™ Cordless

- 4200 RPM
- Electric brake, Spindle lock
- Includes: Two 28V batteries, one hour charger, carrying case, circular saw blade, rip fence, Allen key



Item #

MI0730-22

MILWAUKEE ELECTRIC TOOL CORP.
Lithium-Ion Band Saw Kit
M28™ Cordless

- 4-3/4" x 4-3/4" capacity
- LED light
- Includes: Two 28V batteries, one hour charger, carrying case, band saw blade



Item #

MI0729-21

MILWAUKEE ELECTRIC TOOL CORP.
Lithium-Ion Sawzall®
Reciprocating Saw Kit
M28™ Cordless

- 0-2000/0-3000 SPM for metal or wood cutting
 - Quik-Lok™ blade clamp for quick tool-free blade changes
 - Keyless shoe adjustment quickly adjusts blade depth
- Includes:
- Two 28V batteries, One hour charger, Carrying case, Two super Sawzall® blades



Item #

MI0719-22

MILWAUKEE ELECTRIC TOOL CORP.
Work Light
M28™ Cordless

- Clip-Lok™ System ready
- Over 5-hours of run-time on a single charge
- 140° Pivoting Head



Item #

MI49-24-0185

MILWAUKEE ELECTRIC TOOL CORP.

4-Pc. Combo Kit
V28™ Cordless

- 1/2" Hammer-Drill with all-metal, single-sleeve, ratcheting chuck with all carbide jaws
- Sawzall® Recip saw with 1-1/8" stroke length
- 6-1/2" circular saw cuts 2 x 4's at 45°
- Includes: 28V Sawzall® Recip saw, 28V Hammer-Drill, 28V Circular saw, 28V Work light, Two 28V batteries, One hour charger, No. 2 phillips bit, Two Sawzall® blades, Circular saw blade, Rip fence, Clip-Lok™ system, Contractor bag



Item #

MI0928-29

MILWAUKEE ELECTRIC TOOL CORP.

Lithium-Ion
Battery Pack
M28™

- 3.0 amp hour
- Fuel gauge
- Non-slip grip surface
- Born-on-date and performance optimizing circuit



Item #

MI48-11-2830

MILWAUKEE ELECTRIC TOOL CORP.

Battery Charger
18V-28V Universal
V Series

- Milwaukee's Universal Charger charges both Lithium-Ion And NiCd Milwaukee Batteries From 18V to 28V
- High visibility LED light displays charge status from across the room
- Charges Li-Ion Batteries in 1 hour or less
- Charges NiCd Batteries in 40 minutes or less



Item #

MI48-59-2818

MILWAUKEE ELECTRIC TOOL CORP.

Lithium-Ion Screwdriver
M12™ Cordless

- Quick Bit-Loading 1/4 in. Hex Chuck
- Battery Fuel Gauge for displaying remaining run-time
- Built-in LED for illumination of dark work spots
- Variable Speed Trigger
- Over-mold Side and Grip for secure grip and work surface protection
- Includes: 2401 M12™ Cordless Lithium-Ion Screwdriver, (2) 12V Redlithium™ Batteries (48-11-2401), 12V Charger (48-59-2401), Compact Driver Storage Bag (48-55-2401)



Item #

Desc.

MI2401-22 Subcompact Impact Driver Kit



MILWAUKEE ELECTRIC TOOL CORP.

Lithium-Ion 1/4"

Hex Impact Driver

M12™ Cordless

- 12V RedLithium™ battery offers longer run-time and lighter weight
- 0-2,000 RPM variable speed trigger
- Battery Fuel Gauge displays remaining run-time
- Built-in LED Light
- Includes: 2450-22 M12™ Cordless Lithium-Ion 1/4" Hex Impact Driver, (2) 12V RedLithium™ Batteries 48-11-2401, 12V Charger 48-59-2401, Carrying Case



Item #

MI2450-22

MILWAUKEE ELECTRIC TOOL CORP.

3/8" Drill Driver Kit

M12™ Cordless

The M12™ Cordless Lithium-Ion 3/8" drill driver delivers 250 in-lbs of torque in a compact light weight design. The only tool in its class with an all metal locking chuck, the 2410-22 drills and fastens up to 35% faster than the competition. The on board fuel gauge displays remaining run-time, while a built in LED illuminates work surface.

- 2-Speed all metal gear box - up to 35% faster drilling/fastening and Milwaukee durability
- Powerful Motor: Delivers 250 in/lbs of torque - Up to 25% more torque
- Lightweight and compact - tool belt portable at only 2.5 lbs. and 7-3/8"
- Includes: (2) M12™ Lithium-Ion batteries, 30-minute charger, carrying case



| Item # | Peak Torque (in/lbs) | RPM | Chuck Type |
|-----------|----------------------|--------------|--------------------------|
| MI2410-22 | 250 | 0-400/0-1500 | 3/8" Metal Single Sleeve |

MILWAUKEE ELECTRIC TOOL CORP.

1/2" SDS Plus Rotary Hammer Kit

M12™ Cordless

- Compact - 9" Long and Lightweight - 3.9 lbs.: Allows for work in tight spaces and reduces fatigue during all day use
- Electro Pneumatic Mechanism: Drills up to 1/2" holes in poured concrete and masonry
- LED Light: Illuminates work space in dark areas
- 2-Mode Operation: Rotary hammer and rotation only for maximum versatility
- M12™ XC REDLITHIUM™ Battery Pack: Drills over 55 1/4" x 1 1/2" holes in poured concrete



Item #

MI2412-22XC

MILWAUKEE ELECTRIC TOOL CORP.

Lithium-Ion Multi-Tool Kit

M12™ Cordless

The M12™ Cordless Lithium-Ion Multi-Tool is one of the most versatile jobsite tools. This 12V cordless oscillating tool is ideal for remodelers, flooring contractors, maintenance repair technicians, and electricians that tackle awkward applications on jobsites. The M12™ Cordless Lithium-Ion Multi-Tool runs 5,000 to 20,000 OPM and allows the user to match the speed to the application.

- Variable Speed Dial: Match speed to application
- Includes: 2426 M12™ Cordless Lithium-Ion Multi-Tool, Adapter, Wood Cutting Blade, Sanding Pad, (5) Assorted Sanding Sheets, (2) M12 RedLithium™ Batteries, 30-Minute Charger and Contractor Bag



| Item # | Variable Speed | OPM |
|-----------|----------------|------------|
| MI2426-22 | 12 Settings | 5000-20000 |

MILWAUKEE ELECTRIC TOOL CORP.

Lithium-Ion ProPEX® Expansion Tool Kit

M12™ Cordless

- Built-in Auto Rotate Mechanism for Effortless, One-Handed Use
- Compact, Right Angle Design for Use in Tight Locations
- Paddle Trigger for Easy Reach in Confined Spaces
- LED Work Light
- Battery Fuel Gauge Displays Remaining Run-Time
- Compatible with Both Compact and XC M12™ Lithium-Ion Batteries
- Includes: 2432 M12™ Cordless Lithium-Ion ProPEX® Expansion Tool, (2) M12™ RedLithium™ Batteries, 30-Minute Charger, 1/2", 3/4", 1" Heads, Grease, Carrying Case



Item #

MI2432-22

MILWAUKEE ELECTRIC TOOL CORP.

Lithium-Ion Recip. Saw

M12™ Cordless

Hackzall™

- Only 11" and 2.6 lbs. for cutting in tight spaces
- Keyless Quik-Lok™ Blade Clamp allows for quick and easy blade changes
- Variable Speed Trigger
- Battery Fuel Gauge displays remaining run-time
- Accepts both Hackzall™ and Sawzall® style blades
- Built-In LED Light
- Includes: 2420-20 Hackzall™ M12™ Cordless Lithium-Ion Recip. Saw, (1) or (2) 12V Lithium-Ion Batteries (48-11-2401) Packs, 30-Minute Charger (48-59-2401), (2) Hackzall™ Blades, Carrying Case



| Item # | Description |
|-----------|---------------|
| MI2420-22 | 2 Battery Kit |
| MI2420-21 | 1 Battery Kit |



MILWAUKEE ELECTRIC TOOL CORP.

Cordless Sub-Compact Band Saw M12™ Cordless

The Milwaukee 2429-20 M12™ Sub-Compact Band Saw is the most compact and lightest weight cordless band saw on the market. At less than half the weight and size compared to a traditional deep cut band saw, the M12™ Band Saw provides one-handed power and portability to electricians, maintenance professionals, and other users cutting small diameter materials. The M12™ Band Saw weighs only 6.75 lbs and 12" in length, making it ideal for overhead or one-handed cutting applications.



- Powerful Motor: Cuts 3/4" EMT in 3 seconds, up to 150 cuts per charge with the XC battery
- 1-5/8" Cut Capacity: For a wide range of applications
- LED Light: Highlights the cut line
- SFPM: 280
- Blade Size: 27"
- Trigger: Variable

Item #

MI2429-21XC

MI2429-20

MILWAUKEE ELECTRIC TOOL CORP.

Digital Multimeter

The Milwaukee Digital Multimeter is a heavy-duty True-RMS meter for professional residential, commercial and industrial applications. The perfect tool for the professional electrician, the 2217-20 offers rugged over-molding for increased durability and grip, a large white on black display for clearer readings, a slide rail system to add proprietary accessories and over-molded dial for easy one handed use. In addition, the new model meets the safety specifications required by the electrical user.



- Wide Voltage range to 600 volts AC/DC
- Auto Range to millivolts
- True-RMS for accurate measurement in all applications
- Lo-Z measurement to eliminate ghost voltage
- Frequency measurements from 10Hz to 50kHz
- Contact temperature measurement from -40 to 752°F
- Current Measurement to 10 amps AC/DC
- High Contrast, White on Black Display with Backlight for easy reading
- Rugged over-molding increases durability and user grip
- Includes: Electrical Test Lead Set, Dual Banana Thermocouple, (2) AA Batteries, Manual

| Item # | Voltage Range | Safety Rating | Current Range | Contact Temp. Range |
|-----------|------------------------------------|---------------|------------------------|---------------------|
| MI2217-20 | 6mV to 600V AC 600mV to 600V DC | CAT III 600V | 0.040A to 10.00A AC/DC | -40° F to 752° F |

MILWAUKEE ELECTRIC TOOL CORP.

Detection Tool Kit M12™ Cordless Sub-Scanner™

- Detects Rebar in Concrete
- Depth (Metal): 6"
- Depth (Wood, Metal Stud): 1-1/2"
- Stud Edges & Center
- Includes: (1) M12™ Lithium-Ion Battery Pack, 30-Minute Charger, Carrying Case, Manual



Item #

MI2290-21

MILWAUKEE ELECTRIC TOOL CORP.

Fork Meter Alkaline Battery

- Measures up to 200 amps, Wide 0.63" jaw opening
- Wide Voltage range to 1000 volts AC /DC
- True-RMS for accurate measurement in all applications
- Built-In Voltage Detector and LED Work Light
- Thermocouple (dual banana) input for contact temperature measurement
- 600 uA DC for Flame Rectification
- High contrast, white on black display with backlight for easy reading
- Rugged over-molding increases durability and user grip
- Voltage Range: 1000V AC/DC
- Safety Category Rating: CAT IV 600V / CAT III 1000V
- Temperature Range: -40°F to 752°F
- Fork Opening: 0.63"
- TRMS
- AC Amps: 200
- uA DC: 600
- Ohms: 600.0 Ohm-40.00M Ohm
- Continuity, Capacitance, Temp



Item #

MI2206-20

MILWAUKEE ELECTRIC TOOL CORP.

Fork Meter Alkaline Battery

- Current Range: 200A AC
- Voltage Range: 1,000V AC/DC
- Lo-Z
- Safety Rating: CAT IV 600V/CAT III 1,000V
- Fork Opening: 0.63"
- TRMS
- 5 Year Warranty
- Includes: Electrical Test Lead Set, (2) AA Batteries, Manual



Item #

MI2205-20



MILWAUKEE ELECTRIC TOOL CORP. **Clamp Meter for HVAC/R**

The Milwaukee Clamp Meter for HVAC/R is a heavy-duty True-RMS electrical current tester for professional residential, commercial, and industrial applications. The perfect tool for the professional HVAC/R technician, the 2236-20 Clamp Meter provides a wide 1.3" jaw opening to easily handle large conductors, a thin jaw profile for access to tight spaces and a high contrast white-on-black display for clearer readings. In addition, the Milwaukee Clamp Meter for HVAC/R was designed with embedded non-contact voltage detection and an LED work light to increase end user productivity.



- Measures up to 600 amps AC, Large 1.30" jaw opening
- Thin Jaw Profile for easier wire measurement in panels or in bundles
- Wide Voltage range to 600 AC/DC volts
- True-RMS for accurate measurement in all applications
- Built-In Voltage Detector and LED Work Light
- Thermocouple (dual banana) input for contact temperature measurement
- 600 uA DC for Flame Rectification
- High Contrast, White on Black Display with Backlight for easy reading
- Rugged over-molding increases durability and user grip
- Includes: Electrical Test Lead Set, Dual Banana Thermocouple, (2) AA Batteries, Manual

| Item # | Current Range | Voltage Range | Safety Rating | Contact Temp. Range |
|-----------|---------------|---------------|---------------|---------------------|
| MI2236-20 | 600A AC | 600V AC/DC | CAT III 600V | -40° to 752° F |

MILWAUKEE ELECTRIC TOOL CORP. **Clamp Meter**

The Milwaukee Clamp Meter is a heavy duty True-RMS electrical current tester for professional residential, commercial, and industrial applications. The perfect tool for the professional electrician, the 2237-20 Clamp Meter provides a wide 1.3" jaw opening to easily handle large conductors, a thin jaw profile for access to tight spaces and a high contrast white-on-black display for clearer readings. In addition, the Milwaukee Clamp Meter was designed with embedded non-contact voltage detection and an LED work light to increase end user productivity.



- Measures up to 600 amps AC/DC, Large 1.30" jaw opening
- Thin Jaw Profile for easier wire measurement in panels or in bundles
- Wide Voltage range to 600 AC/DC volts
- True-RMS for accurate measurement in all applications
- Built-In Voltage Detector and LED Work Light
- Frequency Measurement
- High Contrast, White on Black Display with Backlight for easy reading
- Rugged over-molding increases durability and user grip
- CAT III 600V for increased safety
- Includes: Electrical Test Lead Set, (2) AA Batteries, Manual

| Item # | Current Range | Voltage Range | Safety Rating |
|-----------|---------------|---------------|---------------|
| MI2237-20 | 600A AC/DC | 600V AC/DC | CAT III 600V |

MILWAUKEE ELECTRIC TOOL CORP. **Laser Distance Meter**

Alkaline Battery

- Distance Range: 0.16' (0.05m) to 197' (60m)
- Basic Accuracy: $\pm 0.059"$ ($\pm 1.5\text{mm}$)
- Display Resolution: 000' 00 in 1/8, 000.00', 00.000 m
- Arithmetic Functions
- Includes: (2) AAA Batteries, Carrying Case, Manual



Item #

MI2280-20

MILWAUKEE ELECTRIC TOOL CORP. **160 X 120 Thermal Imager** **M12™**

The 2260-21 M12™ 160x120 Thermal Imager is faster, more versatile and easier to use than any other tool in its class. The M12™ 160x120 Thermal Imager comes as a complete kit including a professional thermal imager with 160x120 pixel resolution, a simple and powerful Thermal Imager Software to quickly generate reports and leverages Milwaukee's M12™ battery system for quick charging and easy field replacement.



- Capture Thermal and Visual Images on each trigger pull for enhanced reporting
- Crisp, High Resolution 160x120 pixel Thermal Images for better definition and clarity
- Complete Report Software to easily analyze images
- Broader Temperature Range (-10 to 350°C) to cover more applications
- 5X Faster Battery charge over closest competitor
- M12™ RED LITHIUM™ batteries allow for rapid field replacement
- 3.5" High Resolution LCD (640x480 pixel) for easier troubleshooting
- Built-In Visual Camera and Flashlight for improved analysis
- Rugged Overmolding for increased durability and grip
- Simple screen layout allows you to focus on getting the best images
- Raised corners protect the LCD and thermal engine if dropped
- Hinged camera style lens cover is always attached, so is never lost
- Knurled focus ring is easy to grip with arc flash PPE
- All Thermal and Visual images use standard JPEG format for use in any program
- Media door seals the included 2GB SD card and USB connections

Features:

- Temperature Range: 14 to 662°F (-10 to 350°C)
- Display Type/Size: 3.5" Color LCD (640 x 480)
- Battery Charge Time: 30 Minutes
- Battery Life: > 4 Hours
- Image Storage: 2GB SD Card. Upgradeable to 32GB
- Temperature Accuracy: 2% or 2 deg C
- Thermal Sensitivity: 0.1°C at 30°C
- Minimum Focus Distance: 4 inches

Item #

MI2260-21



MILWAUKEE ELECTRIC TOOL CORP.
Laser Temp-Gun™

- Temperature Range: -20° F to 932° F
- Basic Accuracy: 1.50%
- Distance to Spot: 12 to 1
- Contact Temperature Range: -22° F to 842° F
- Includes: (3) AA Batteries, Manual



Item #

MI2266-20

MILWAUKEE ELECTRIC TOOL CORP.
Fluorescent Lighting Tester

- Complete fluorescent lighting testing
- Tests lamps, ballasts and pins
- 2.5' fully retractable antenna
- Removable Antenna Adaptor
- Visible and audible indicators
- Built-in LED work light
- Dial and buttons
- Rugged over-molding



Item #

MI2210-20

MILWAUKEE ELECTRIC TOOL CORP.
Rotating Inspection Scope
M-Spector 360™

- Rotating Screen: Screen rotates providing the user fluid image control
- Optimized 2.7" LCD: Digital image and larger screen delivers crisp, clear image
- 9mm 640x480 Digital Image Sensor: Superior image quality in nearly half the size
- 4 Surround LED Lights: Best in class brightness without shadow or glare
- Enhanced Cable: Aluminum head and improved flexibility deliver unmatched durability and pipe maneuverability
- Accessories: Hook, magnet, and mirror attachments help to inspect and solve
- Includes: M-Spector 360™ 2313-20 console, (1) M12™ RED LITHIUM™ Battery, 30 minute charger, hook, magnet and mirror attachments, carrying case



Item #

MI2313-21

MILWAUKEE ELECTRIC TOOL CORP.

Lithium-Ion
Copper Tubing Cutter
M12™ Cordless



- Close quarter rotating cutting head cuts pipe in confined spaces
- Automatic adjustment from 3/8" - 1" tubing
- Auto Locking Mechanism delivers up to 200 cuts per charge
- Battery Fuel Gauge displays remaining run-time
- Built-in LED
- 12V Lithium-Ion battery
- Includes: 2471 M12™ Cordless Lithium-Ion Copper Tubing Cutter, (2) 12V Lithium-Ion Batteries, 30-Minute Charger, Carrying Case

Item #

MI2471-22

MILWAUKEE ELECTRIC TOOL CORP.

Press Tool Kit
M12™ FORCE LOGIC™



- The smallest and lightest press tool in the market at only 3.8 lbs
- Balanced, in-line design suitable for one-handed use
- Press indicator provides visual assurance of a quality connection
- Industry leading 32,000 Cycles between calibration inspections
- Interchangeable jaws enable the quick adjustments from 1/2" - 1 1/4"
- M12™ System provides up to 40+ solutions on one pack
- Press Force: 5400 lbs
- Cycle Time: Approx 5 seconds
- Jaw Size: 1/2", 3/4", 1", 1 1/4"
- Capacity: 1/2" - 1 1/4" CU

Item #

Includes

MI2473-22 Tool, (2) RED LITHIUM™ M12™ Batteries, (1) 1/2" Jaw, (1) 3/4" Jaw, (1) 1" Jaw, (1) 30-Minute Charger, (1) Hard Carrying Case

MI2473-20

Tool Only

MILWAUKEE ELECTRIC TOOL CORP.
600 MCM Cable Cutter Kit
M12™ Cordless



- Powerful Jaws Cut Effortlessly through 600 MCM Cu / 750 MCM AL
- Milwaukee Designed Blade Delivers a round and installation ready cut
- Open jaws enable the user to go straight to the cable in panels without long handles, looping or ratcheting
- Redlithium™ Technology delivers up to 150 cuts of 500 MCM CU per charge
- 2 Speed Gear Box Delivers Power for large cables, and speed for more frequent size
- Auto Release Lever provides ability to cut, reload and quickly repeat
- Cut Capacity: 600 MCM Copper, 750 MCM Aluminum, 1 3/16" Communication Cable

Item #

Includes

MI2472-21XC Tool, (1) RED LITHIUM™ M12™ XC Battery, Multi voltage Charger, Hard Carrying Case

MI2472-20

Tool Only



MILWAUKEE ELECTRIC TOOL CORP.

Cordless LITHIUM-ION Radio M12™ Cordless

At only 10-1/2" and 3.5 lbs, the M12™ Cordless LITHIUM-ION Radio is up to 10 times smaller than existing job site radios. In addition, the M12™ Cordless LITHIUM-ION Radio features premium weatherproof aluminum speakers that produce a rich, full sound and a built in weather sealed MP3 compartment to protect MP3 players and other audio devices connected to the docking portal.



- Exclusive digital processor
- Premium weatherproof aluminum speakers
- Weather sealed MP3 compartment
- Shock absorbing ABS polymer housing
- Ultraslim size
- Powered by M12™ RED LITHIUM™ battery packs or AC adaptor

Item #

MI2590-20

MILWAUKEE ELECTRIC TOOL CORP.

Compact Lithium-Ion Battery M12™ Cordless

- Battery Type: Compact Lithium-Ion
- 2 Year Warranty

Item #

MI48-11-2401



MILWAUKEE ELECTRIC TOOL CORP.

XC High Capacity Lithium-Ion Battery M12™ Cordless

- Battery Type: Lithium Ion
- 3 Year Warranty
- Over-molded Base

Item #

MI48-11-2402



MILWAUKEE ELECTRIC TOOL CORP.

Lithium-Ion Battery Charger M12™

- Charge Time: (48-11-2401) 30 minutes, (48-11-2402) 1-hour
- 1 Year Warranty

Item #

MI48-59-2401



MILWAUKEE ELECTRIC TOOL CORP.

Power-Plus Batteries Heavy-Duty

- 14.4 volt, 2.4 A-H
- Compatible with all 14.4 volt Milwaukee tools and work lights

Item #

MI48-11-1024



MILWAUKEE ELECTRIC TOOL CORP.

M4™ 2-Speed Screwdriver

- Incorporates the latest Milwaukee core technologies in motor, RedLink™ Intelligence electronics and REDLITHIUM 2.0 batteries, increasing the tool's power and run-time, while shrinking its size
- 44 in-lbs of peak torque
- 21-position clutch with auto shut-off
- Two speeds, 200 and 600 RPM, offer further user control for precision work
- 1/4" quick-change chuck for one-handed bit changes.
- More than 200 holes per charge



Item #

Includes

MI2101-22 2 Batteries, Charger

MI2101-21 1 Battery, Charger

MILWAUKEE ELECTRIC TOOL CORP.

Orbital Super Reciprocating Saw Super Sawzall®

- 13 amp Milwaukee built motor
- Orbital cutting action
- Variable speed trigger, 0-3000 SPM
- 1-1/4" stroke
- Quik-Lok™ blade clamp
- Includes: Saw, blade, case



Item #

MI6536-21

MILWAUKEE ELECTRIC TOOL CORP.

Orbital Reciprocating Saw 360° Rotating Handle Super Sawzall®

- 360° Rotating Handle
- 13 Amp Milwaukee Built Motor
- Orbital Cutting Action
- Variable Speed Trigger, 0-3000 SPM
- 1-1/4" Stroke
- Quik-Lok™ Blade Clamp
- Dial Speed Control
- Includes: Carrying Case for 13 Amp Orbital Super Sawzall® Reciprocating Saws, Two Super Sawzall® Blades



Item #

MI6523-21



MILWAUKEE ELECTRIC TOOL CORP.

Reciprocating Saw Kit

Sawzall®

- Powerful 12 Amp Motor: Delivers 0-3,000 SPM
- 3/4" Stroke Length:
- Gear Protecting Clutch: Extends gear and motor life by absorbing high impact forces caused by blade lock-ups
- Counter Weighted Mechanism: Provides reduced vibration for smoother operation
- Quik-Lok™ Blade Clamp: Provides fast, tool-free blade changes
- Includes: Sawzall® Recip Saw, Carrying Case



Item #

MI6509-31

MILWAUKEE ELECTRIC TOOL CORP.

10-1/4" Circular Saw

- Powerful 15 Amp, 5,200 RPM Motor
- 3-13/16" Depth of Cut Capacity – Provides enough capacity to cut 4" material
- Aircraft Aluminum Shoe
- Electric Brake - increases productivity by stopping the blade in seconds
- 60° Bevel Capacity
- Includes: Circular Saw, Steel Case, Rip Fence



Item #

MI6470-21

MILWAUKEE ELECTRIC TOOL CORP.

Circular Saw Kits

Heavy-Duty

Tilt-Lok™

- Exclusive adjustable main handle - The 8-position locking handle adjusts to the cutting application for maximum comfort and control
- 15.0 Amp, 3-1/4 maximum horsepower motor
- Includes: Saw with Tilt-Lok handle, carbide blade, hex blade wrench and impact resistant carrying case



Item #

MI6390-21

MILWAUKEE ELECTRIC TOOL CORP.

5.5 Amp 1/2" Hole-Shooter Drill Heavy-Duty Magnum®



- Powerful 5.5 AMP motor
- Heavy-duty industrial chucks
- Trigger speed control reversing switches
- 1/2" capacity in steel, 0-850 no load rpm, double gear train

Item #

MI0234-6

MILWAUKEE ELECTRIC TOOL CORP.

7 Amp 3/8" Heavy-Duty Drill Variable Speed



- Powerful 7.0 amp Milwaukee motor
- Variable speed control
- Capacity in Steel: 3/8"

Item #

MI0200-20

MILWAUKEE ELECTRIC TOOL CORP.

8 Amp 1/2" Heavy-Duty Drill

Variable Speed



- Powerful 8.0 amp Milwaukee motor
- Variable speed control, 0-850 RPM
- Capacity in Steel: 1/2"

Item #

MI0299-20

MILWAUKEE ELECTRIC TOOL CORP.

1/2" Magnum® Drill, 0-850 RPM with All Metal Chuck and Quik-Lok® Cord

- Powerful 8.0 amp motor, 0 to 850 rpm, variable speed control
- Grip strength - exclusive, all metal ratcheting chuck with carbide jaws
- All metal gear case
- 8 ft. 3-wire Quik-Lok® rubber cord
- 360° locking side handle
- Ergonomic tactile grip and two finger trigger for user comfort and balance



Item #

MI0302-20



MILWAUKEE ELECTRIC TOOL CORP.

3/8" Hammer-Drills **Heavy-Duty** **Magnum®**

- Chuck Size: 3/8"
- Amps: 7.0, No Load Speed: 0-2,500 RPM, Chuck Type: Keyless, Metal

Item #

MI0201-20



MILWAUKEE ELECTRIC TOOL CORP.

1/4" Electric Pistol Drill **Magnum®**

- For bits 1/4" in diameter or less, speed adds to productivity and quality of performance
- Powerful 7.0 amp motor, 0 to 4000 rpm, variable speed control
- Heavy-duty keyed chuck
- Includes: Chuck Key with Holder
- Chuck Size: 1/4"; Chuck Type: Keyed

Item #

MI0101-20



MILWAUKEE ELECTRIC TOOL CORP.

1/2" Compact and Super **Hole-Shooter Drills**

Heavy-Duty

- Extra long switch handle and pipe handle allow maximum leverage for drilling, reaming large holes and added control
- Capacity in Steel: 1/2"; Volts: 120 VAC, Current Rating: 7.0 amps, RPM at No Load: 650, Gear Train: Double, Spindle Diameter and Thread: 5/8" - 16

Item #

MI1610-1



MILWAUKEE ELECTRIC TOOL CORP.

7 Amp 1/2" Compact Drills

Heavy-Duty

- Extra long switch handle and pipe handle allow maximum leverage for drilling, reaming large holes and added control
- Capacity in Steel: 1/2"; Volts: 120 AC Only, Amps: 7, No Load RPM: 900

Item #

MI1630-1



MILWAUKEE ELECTRIC TOOL CORP.

7 Amp 1/2" Compact **Hole-Shooter Drill**

- Extra long switch handle and pipe handle afford maximum leverage for drilling or reaming large holes
- 1/2" capacity in steel, 7 amps, No Load RPM: 450, Gear Train: Triple

Item #

MI1660-6



MILWAUKEE ELECTRIC TOOL CORP.

10 Amp 3/4" Super **Hole-Shooter Drills** **Heavy-Duty**

- Extra long switch handle and pipe handle afford maximum leverage for drilling or reaming large holes
- 3/4" capacity in steel
- 10 amps, 350 no load rpm, triple gear train

Item #

MI1854-1



MILWAUKEE ELECTRIC TOOL CORP.

1/2" Heavy-Duty Drills **Hole-Hawg®**

- Reversing
- Built-in hi-tech electronic switching and speed control components
- Power and torque, reversing, compact design for drilling between studs and joists
- 2 speed gear shift
- Triple reduction gearing handles up to 4-5/8" self-feed bits
- Capacity in Steel: 1/2"; Current Rating: 7.5 amps, RPM at No Load: 300/1200

Item #

MI1675-6

MI1676-6



MILWAUKEE ELECTRIC TOOL CORP.

1/2" Electric **Right Angle Drill** **Super-Hawg®**

- The 1/2" Super Hawg™ has power and speed for drilling holes of all sizes in wood frame construction
- The 13 amp motor has two operating speeds of 1750 and 450 rpm with a clutch in the low gear range
- 90° left-right, Roto-Lok® handle for maximum operating comfort
- Chuck Size: 1/2"; Chuck Type: Keyed
- Self-Feed Bit Capacity: 1"-4-5/8", Length: 22"

Item #

MI1680-21

MI1680-20

Includes

Tool, Box

Tool Only





MILWAUKEE ELECTRIC TOOL CORP.

1/2" D Handle Drills

Heavy-Duty

- 1/2" trigger speed control reversing
- 7.0 amp Milwaukee motors
- Capacity in Steel: 1/2" Current Rating: 7.0 amps, Spindle Diameter and Thread: 1/2" - 20



| Item # | No Load RPM | Gear Reduction |
|----------|-------------|----------------|
| MI1107-6 | 0 - 500 | Triple |
| MI1250-1 | 0 - 1000 | Double |

MILWAUKEE ELECTRIC TOOL CORP.

1/2" Right Angle Drills

Heavy-Duty

- 1/2" trigger speed control reversing
- 7 amp Milwaukee motors
- Helical cut, heat treated gears
- Capacity in Steel: 1/2", Volts AC Only: 120



| Item # | No Load Drill Only RPM | Gear Train | RPM W/Rad Low Side | RPM W/Rad High Side |
|----------|------------------------|------------|--------------------|---------------------|
| MI3107-6 | 0-500 | Quadruple | 0-335 | 0-750 |

MILWAUKEE ELECTRIC TOOL CORP.

1/2" Right Angle Drill Kit

- 1/2" trigger speed control reversing
- Variable speed, control reversing except (single speed reversing)
- Head and handle swivel 360°



| Item # | Amps | Low Side RPM with Rad | High Side RPM with Rad |
|----------|------|-----------------------|------------------------|
| MI3002-1 | 7.0 | 0 - 400 | 0 - 900 |

MILWAUKEE ELECTRIC TOOL CORP.

3/8" Angle Drills

- Metal framed gear train for longer gear life
- Chuck Size: 3/8
- Amps: 3.5
- No Load Speed: 0-1,300 RPM
- Chuck Type: Keyed
- Chuck Key with Holder



Item #

MI0370-20

MILWAUKEE ELECTRIC TOOL CORP.

Electric Screwdriver General Purpose

- Powerful 6.5 amp motor, 0 to 2500 rpm, variable speed control
- Ramp-off depth locator for easy depth adjustments
- Includes: Tek Locator Assembly, 5/16" Magnetic Hex Socket, Belt Clip



Item #

MI6790-20

MILWAUKEE ELECTRIC TOOL CORP.

6.5 Amp General Purpose Screwdrivers Heavy-Duty

- Powerful 6.5 amp Milwaukee motor
- Variable speed control, 0-2500 RPM
- 2 Ramp-off depth locators for drywall and self-drill fasteners
- Amps: 6.5, No Load RPM: 0-2500, Bit Shank Size: 1/4 hex in.



Item #

MI6791-21

MILWAUKEE ELECTRIC TOOL CORP.

Impact Wrench Heavy-Duty

- 7.0 amps
- Square drive, double insulated, reversing
- Forward/reverse rocker switch (AC/DC) is ideal when frequent reversing is necessary
- Variable speed switch offers added control for drilling in wood or driving lag bolts
- Trigger speed control switch includes speed limiting dial for setting desired speed/torque
- Size: 1/2", Impacts Per Minute: 2600, RPM at No Load: 1800, Torque: 300 ft.-lbs.



Item #

MI9070-20

MILWAUKEE ELECTRIC TOOL CORP.

3/4" Impact Wrench With Rocker Switch

- 7.0 AMPS
- 1,750 RPM
- 2500 IPM
- 380 ft/lbs torque
- 3/4" Impact Wrench with rocker switch and detent pin socket retention
- AC/DC rocker switch for quick selection of forward and reverse



Item #

MI9075-20



MILWAUKEE ELECTRIC TOOL CORP.

1-3/4" SDS-Max Rotary Hammer

- 14 Amp, 1,300 MWO Milwaukee motor - provides best in class power and highest overload protection
- 450 RPM and 2,840 BPM- delivers fast drilling even in the toughest concrete
- 2 Speed Impact Mode- low reduces speed (350 RPM) and beats per minute (2,200 BPM) for light materials
- Constant Power Technology- maintains drilling speed and power when the tool is under load
- Mechanical Clutch- protects the gears and provides added control
- AVS: Anti Vibration System- actively reduces user vibration and increases productivity
- Includes: 1-3/4" SDS-Max rotary hammer, side handle, carrying case



Item #

MI5426-21

MILWAUKEE ELECTRIC TOOL CORP.

4-1/2" Angle Grinder 7.5 AMP - Paddle Switch

- 7.5 Amp, 825 Max Watts Out Motor
- 25% Longer Lasting Epoxy Protection - extends motor life by protecting the copper wire from abrasion
- Multi-Port Exhaust - reduces motor burn-up by efficiently venting hot air out of the grinder
- X-Large Paddle Switch
- Tool Free, Burst Resistant Guard
- Speed RPM: 10,000
- Includes: Side handle, 4-1/2" wheel, guard, wrench, flanges



Item #

MI6140-30

MILWAUKEE ELECTRIC TOOL CORP.

4-1/2" Angle Grinder 10.0 AMP - Paddle Switch With Contractor Bag

- 10.0 Amp, 1250 Max Watts Out Motor
- Multi-Port Exhaust - reduces motor burn-up by efficiently venting hot air out of the grinder
- 25% Longer Lasting Epoxy Protection - extends motor life by protecting the copper wire from abrasion
- Soft-Grip 3-Position Handle
- Tool Free, Burst Resistant Guard
- Speed RPM: 10,000
- Includes: Slide Handle, 4-1/2" Wheel, Type 27 Guard, Spanner Wrench, Flanges, Contractor Bag



Item #

Desc.

MI6148-30

Paddle w/Lock-on

MILWAUKEE ELECTRIC TOOL CORP.

11 Amp 4-1/2" Small Angle Grinder Paddle, No-Lock

- Powerful 11 Amp, 11,000 RPM Motor: Provides maximum performance and durability
- Tool-Free Accessory Change: Easily change "All Accessories" without a wrench
- Tool-Free Adjustable Guard: Provides quick guard installations and adjustments
- Debris Baffles - protect internal components by deflecting damaging debris out of the airflow at the intake vents
- Speed RPM: 11,000
- Spindle Thread: 5/8"-11
- Includes: Type 27 Guard, Side Handle, Spanner Wrench, Flanges



Item #

MI6146-31

MILWAUKEE ELECTRIC TOOL
CORP.

11 Amp, 4-1/2" Angle Grinder

The 11 Amp 4-1/2" Small Angle Grinder (Paddle, No-Lock) delivers up to 3X more durability and up to 50% more power than the competition. With a 1,400 MWO motor that powers through the toughest jobs, the 6147-31 is the perfect match for industrial users. Featuring a 100% tool-free design, this Grinder allows the user to change all accessories, including hubbed product, without a wrench. In addition, the tool-free, burst resistant, adjustable guard allows users to make quick guard installations and adjustments.

- Powerful 11 Amp, 11,000 RPM Motor: Provides maximum performance and durability
- Tool-Free Accessory Change: Easily change "All Accessories" without a wrench
- Debris Baffles - protect internal components by deflecting damaging debris out of the airflow at the intake vents



Item #

MI6147-31

MILWAUKEE ELECTRIC TOOL CORP.

12 Amp 4-1/2"/5" Small Angle Grinder

- 12.0 Amp, 1490 MWO Motor
- Advanced Electronics - includes ESO: Electronic Shut-Off, CPT: Constant Power technology, OLP: Overload Limit Protection
- ESO: Electronic Shut-Off -shuts down the grinder when the wheel is stalled in a pinch providing greater control and reduced tool damage
- 10,000 RPM
- Soft Grip 3-Position Handle
- Tool Free, Burst Resistant Guard
- 4-1/2" & 5" Type 27 Guard Included- for added productivity
- Includes: Side Handle, 4-1/2" & 5" Type 27 Guard, Spanner Wrench, Flanges



Item #

Desc.

MI6116-30

Paddle w/Lock-on



MILWAUKEE ELECTRIC TOOL CORP.

12 Amp 4-1/2" / 5"

Small Angle Grinder- Paddle (Non Lock-on)

- 12.0 Amp, 1490 MWO Motor
- Advanced Electronics - includes ESO: Electronic Shut-Off, CPT: Constant Power technology, OLP: Overload Limit Protection
- ESO: Electronic Shut-Off - shuts down the grinder when the wheel is stalled in a pinch providing greater control and reduced tool damage
- 10,000 RPM
- Soft Grip 3-Position Handle-provides optimal control during various applications
- Tool Free, Burst Resistant Guard
- 4-1/2" & 5" Type 27 Guard Included
- Includes: 6116-31, Side Handle, 4-1/2" & 5" Type 27 Guard, Spanner Wrench, Flanges



Item #

MI6116-31

MILWAUKEE ELECTRIC TOOL CORP.

7" Angle Grinder

- Powerful 4.0 maximum horsepower, 15 amp motor
- 7" or 9" capacity, 6000 RPM, 120 volts AC-DC
- Two-finger lock-on switch
- Angled handles for more natural hand positions
- Grinder may be converted to sander by using the proper backing pad assembly



Item #

MI6088-20

MILWAUKEE ELECTRIC TOOL CORP.

Guard for Grinding Discs

Type 27

- This guard can be rotated around the gear case shoulder to offer optimum protection to the operator
- No tools required to change/adjust guard



Item # Size (in.)

MI49-12-0365 4 1/2

MILWAUKEE ELECTRIC TOOL CORP.

4.5 Amp Die Grinder

2", Heavy-Duty

- 2" diameter powerful and smooth running
- For mounted wheels and points up to 1-5/8"
- Reinforced wheels up to 2"
- 4.5 amp, 21,000 rpm



Item #

MI5192

MILWAUKEE ELECTRIC TOOL CORP.

4.5 Amp Die Grinder

2", Double Insulated

- 2" diameter powerful and smooth running
- For mounted wheels and points up to 1-5/8"
- Reinforced wheels up to 2"
- 4.5 amp, 21,000 rpm



Item #

MI5194

MILWAUKEE ELECTRIC TOOL CORP.

3" Diameter Straight Grinder

- 14,500 rpm, 11 amp
- 3 in. diameter wheel
- Coated spindle housing for cool gripping surface
- Hinged face plate for quick easy wheel replacement
- Includes: 3" Diameter Straight Grinder, Wheel Guard, 9/16" Wrench, 1" Wrench



Item # Wheel Size (in.) Hole Dia. (in.) Spindle Thrd. Size

MI5211 1/2 x 3 3/8 3/8"-24

MILWAUKEE ELECTRIC TOOL CORP.

Band File Heavy-Duty

- Double Insulated with on/off paddle switch
- Grind, Deburr, Blend, Clean, Polish, Surface, Condition
- 5.5 Amp Motor
- 1/2" x 18" Contact Arm
- 180° Adjustable Head



Item #

MI6101-6

MILWAUKEE ELECTRIC TOOL CORP.

Dial Speed Control Polishers

- Dial speed control - Exclusive Milwaukee electronic speed control in powerful 11 amp polishers, ideal for clearcoat finishes



Item # Pad Dia. Amps Speed (No Load)

MI5460-6 7/8 11 0 - 1750

MI5540 7 11 0-2800



MILWAUKEE ELECTRIC TOOL CORP.

Heavy-Duty Polishers

- 11.0 Amps
- 0-1750 RPM
- Single speed
- Includes: Side handle, one 7" rubber backing pad, disc nut and nylon washer



Item #

MI5455

MILWAUKEE ELECTRIC TOOL CORP.

Compact Band Saw

- 45% Lighter than Deep Cut - 9.5 Lbs compact light weight design for cutting overhead and in tight places
- 200-360 SFPM Variable Speed Dial
- 3-1/4" Cut Capacity – cuts most common materials for Electrician, Plumber and Mechanical cutting applications, single pass cut on 3" copper, 3" angle iron, 2-1/2" conduit
- Tool-Free Adjustable Material Shoe
- LED Work Light
- Blade Ejection System-Quickly change the blade
- Drop Resistant Pulley Guard
- Cast Aluminum Gear Case



Item #

MI6242-6

MILWAUKEE ELECTRIC TOOL CORP.

Deep Cut Band Saw

The new Deep Cut Band Saws deliver 2X more durability, best-in-class power at 11 Amps, revolutionary cut visibility and the industry's largest cut capacity at 5" by 5"

- Job Site Armor™ Technology: Proprietary composite material and crush zone barriers provide long lasting rugged protection
- All Metal Direct Drive: Delivers maximum tool life with all metal direct drive gearing system, while requiring less servicing than a chain drive
- Gear Protecting Clutch: Extends gear and motor life by absorbing high impact forces caused by blade lock-ups
- Balanced Body Design: Allows tool to rest naturally and comfortably in users hands
- LED Light: Illuminates work surface for increased accuracy and productivity
- Tool-Free Locking Adjustable Shoe: Button actuated tool-free design allows user to quickly adjust from an extended shoe to no shoe in seconds
- Industry's Largest Cut Capacity: Versatility to cut up to 5" by 5" material in one pass and adjustable shoe allows for less tool rotation when cutting material above 5"



| Item # | Description | Voltage | Amps | No Load SFPM | Speed Control | Maximum Capacity |
|-----------|-------------|-----------|------|--------------|---|------------------|
| MI6232-20 | Bare Tool | 120 AC | 11 | 30-380 | Speed Dial w/ Variable Speed Trigger & CPT® | 5" x 5" |
| MI6232-21 | Kit | 120 AC | 11 | 30-380 | Speed Dial w/ Variable Speed Trigger & CPT® | 5" x 5" |
| MI6238-20 | Bare Tool | 120 AC/DC | 11 | 300/380 | On/Off Trigger | 5" x 5" |
| MI6238-21 | Kit | 120 AC/DC | 11 | 300/380 | On/Off Trigger | 5" x 5" |

MILWAUKEE ELECTRIC TOOL CORP.

Portable Drilling Machine Kit Magnetic

Compact Model No. 4270-21

- Powerful 1.1 max HP - 9.0 Amp
- Milwaukee Motor - enables drilling with up to 1-1/2" diameter annular cutter and 2" depth of cut (D.O.C.)
- High strength magnet
- Accepts 3/4" diameter shank annular cutters
- 1/2" dia. twist bit capacity with a 4-1/4" D.O.C
- Two position tool-less feed handle can be easily mounted to either side to allow for optimum drilling positions
- Speed: 450 RPM



Item #

Includes

MI4270-21

Case

MI4720-20

Tool Only

MILWAUKEE ELECTRIC TOOL CORP.

3/4" Motor for Electromagnetic Drill Press

- 12.5 Amps maximum rating
- Solid state electronic switching
- Feedback speed control
- Computer controlled reverse
- Line Lock-Out prevents tools from operating should voltage be restored to an interrupted line when switch is locked in the "on" position
- Motor/Magnet interlock
- Automatic base/chip de-mag
- Soft-start



Item #

MI4262-1



MILWAUKEE ELECTRIC TOOL CORP.

Electromagnetic Base 12.5 Amp, Fixed Position

- Base only fixed position, variable speed base 9" drill travel
- Feedback speed control
- Computer controlled reverse
- Line Lock-Out prevents tools from operating should voltage be restored to an interrupted line when switch is locked in the "on" position
- Automatic base/chip de-mag



Item #

MI4202

MILWAUKEE ELECTRIC TOOL CORP.

Electromagnetic Drill Presses Heavy-Duty

- Base control panel includes variable speed adjusting for motor
- Line lock-out - Prevents tool from operating should voltage be restored to an interrupted line when switch is locked in the "on" position
- Automatic base/chip de-mag, automatic electronic soft start
- 3 jaw chuck, 350 RPM
- Includes 4262-1 motor and 4202 base



| Item # | Drill (in.) | Drill Point Pressure (lbs.) |
|----------|-------------|-----------------------------|
| MI4210-1 | 3/4 | 1630 |

MILWAUKEE ELECTRIC TOOL CORP.

18 Gauge Shears

- 6.8 amp Milwaukee motor, trigger speed control: 0-2,500 rpm spindle speed
- 360° swivel head
- Capacity - in Steel: 18 Ga., in Stainless: 20 Ga.
- Trigger Lock, Minimum Cutting Radius: 7"



Item #

MI6852-20

MILWAUKEE ELECTRIC TOOL CORP.

Electric Nibbler 16 Gauge

- Cutter can be set in 8 positions to make cutting easier
- Can cut 16 gauge steel and 18 gauge stainless
- Amps: 4.0, Capacity: in Steel - 16 Ga.; in Stainless - 18 Ga.



Item #

MI6890

MILWAUKEE ELECTRIC TOOL CORP.

14" Dry-Cut Saw 15 Amps

- Powerful 4.8 max HP motor, 15 amp motor (1,500 rpm)
- Tool-free fence and vise system
- Bevel Capacity: 45°, Capacity in O.D. Pipe: 5-3/8", Capacity in Square Stock: 5", Maximum Opening: 8"



Item #

MI6190-20

MILWAUKEE ELECTRIC TOOL CORP.

Cut-Off Machine Saws 14" Abrasive

- Powerful 15 amp motor designed for maximum cutting efficiency
- 5" pipe cutting capacity
- Quick Release Locking Vise



Item #

MI6176-20

MILWAUKEE ELECTRIC TOOL CORP.

8" Circular Saw For Metal Cutting

- Dry-cut technology provides faster, cleaner, more affordable metal cutting
- Durable blade shield with integral chiptank deflects/collects hot chips and sparks
- 2-9/16" cut depth
- Powerful 13.0 amp, 3,700 rpm motor
- Premium cermet-tipped blades cut faster, cleaner, and longer



Item #

MI6370-21

MILWAUKEE ELECTRIC TOOL CORP.

Heat Gun

- Impact resistant heating element
- Rotate rear housing to select temperature ranges 140 degrees F-1040 degrees F
- 11.6 amps, 14.8 air volume cu. ft. min.



Item #

MI8977-20

MILWAUKEE ELECTRIC TOOL CORP.

Heavy-Duty Heat Gun

- Dual temperature 570°F and 1000°F
- 3 position rocker switch - off, high and low
- Impact resistant heating element
- Current Rating: 11.6 A, Air Volume: 14.8 cu. ft. min.



Item #

MI8975-6



MILWAUKEE ELECTRIC TOOL CORP.

11.6 Amp Heavy-Duty Heat Gun Kit

- Impact resistant heating element
- Dual temperature 570° F and 1000° F
- Amps: 11.6, Air Volume Cu. Ft. Min.: 14.8, Air Temperatures deg. F: 570 and 1000



Item #
MI8980

MILWAUKEE ELECTRIC TOOL CORP.

Right Angle Attachment

- Compact design allows work in tight areas
- Durable all metal housing and steel gears
- Accepts standard 1/4" hex shank bits



Item #
MI49-22-8510

MILWAUKEE ELECTRIC TOOL CORP.

33° Angle Drive Kit

- Stretches drilling reach up to 30"
- Allows drilling up to 2-9/16" diameter holes
- Use 33° angle drive with 30" extension only
- Works on several Milwaukee Drills



Item #
MI48-06-2860

MILWAUKEE ELECTRIC TOOL CORP.

30" Right Angle Drive Extension

- Comes complete with 30" extension tube, drive shaft with hex socket on both ends, two clamping collars and a side handle
- 30" extension



Item #
MI48-95-0400

MILWAUKEE ELECTRIC TOOL CORP.

35 pc. Drilling And Driving Bit Set

SHOCKWAVE™

Milwaukee® Shockwave Impact Duty™ Drill Bits and Driver Bits are engineered for extreme durability and up to 10x life. Made from proprietary steel and heat treated to control hardness, the Shockwave Impact Duty™ Driver Bits feature an innovatively designed geometric shock absorption zone to extend life. The forged tip allows for a secure grip and maximum contact eliminating stripping or slipping. The Shockwave™ Impact Duty Hex Drive Drill Bits feature the Milwaukee Thunderbolt® web for durability and chip removal paired with taper-fit construction for a stronger bit with less wobble. The drill bits include a 135° split point to allow the bit to start on contact and eliminates walking. Broadly targeting cordless users, the Shockwave™ Impact Duty accessory line is not only ideal for heavy duty impact applications, but delivers a full system solution for all the user's drilling and fastening needs. Broadly targeting cordless users, the Shockwave™ Impact Duty accessory line is not only ideal for heavy duty impact applications, but delivers a full system solution for all the user's drilling and fastening needs.

Includes:

- ECX™: 1" - (1) ECX1, (1) ECX2
- Phillips Bits: 1" - (1) Ps, (2) P2, (1) P3
- Phillips Power Bits: 2" - (1) P1, (1) P2
- Phillips Power Bits: 3-1/2" - (1) P2
- Square Bits: 1" - (1) SQ1, (2) SQ2, (1) SQ3
- Square Power Bits 2" - (1) SQ1, (1) SQ2, (1) SQ3
- Square Power Bits: 3-1/2" - (1) SQ2
- Torx Power Bits: 2" (1) T15, (1) T20, (1) T25, (1) T30
- Slotted Power Bits: 2" (1) SL1/8", (1) SL3/16", (1) SL1/4"
- Magnetic Nut Drivers: (1) 1/4" Red, (1) 5/16" Amber, (1) 3/8" Blue
- 1/4" Hex Shank Drill Bits: (1) 1/8", (1) 5/32"(1) 3/16", (1) 7/32", (1) 1/4"
- (1) Magnetic Bit Holder
- Socket Adapters: (1) 1/4" hex shank to 3/8" Square
- (1) 1/4" hex shank to 1/2" Square



Item #
MI48-32-4402



MILWAUKEE ELECTRIC TOOL CORP.
18 Pc. Driver Bit Set
1/4" Shank
SHOCKWAVE™

Milwaukee Shockwave™ Impact Duty Driver Bits are engineered for extreme durability and up to 10x longer life. Made from proprietary steel and heat treated to control hardness. The forged tip allows for a secure grip and maximum contact eliminating stripping or slipping.



- Geometric design provides the shock absorption
- Proprietary steel and heat treating process for maximum strength and durability
- Forged tips for maximum grip

Includes:

- 1-in Insert Bits: PH1, PH2, PH3, SQ1, SQ2, SL3/16, SL1/4
- 2-in Power Bits: (2) PH2, PH3, (2) SQ2, SQ3, TX15, TX20
- 3-1/2-in Power Bits: PH2, SQ2
- Magnetic Bit Holder
- Molded Plastic Case

Item #

MI48-32-4403



MAKITA USA
18V Cordless 1/2" Driver-Drill Kit
LXT® Lithium-Ion

- BL™ Brushless motor is electronically controlled to optimize battery energy use for up to 50% longer run time per charge, runs cooler and more efficiently for longer life
- Variable 2-speed 1/2" Hammer Driver-Drill (0-400 & 0-1,550 RPM) with Brushless Motor delivers 530 in.lbs. of Max Torque
- Extreme Protection Technology (XPT) is engineered for increased dust and water resistance for operation in harsh jobsite conditions
- Variable speed Impact Driver (0-2,500 RPM & 0-3,200 IPM) provides 1,420 in.lbs. of Max Torque
- 30-Minute Rapid Optimum Charger communicates with the battery's built-in chip throughout the charging process to optimize battery life by actively controlling current, voltage and temperature
- INCLUDES: 18V LXT® Lithium-Ion Brushless 1/2" Hammer Driver-Drill, 18V LXT® Lithium-Ion Brushless Impact Driver, (2) 18V LXT® Lithium-Ion Battery, 30-Min. Rapid Optimum Charger, Tool Case



Item #

MAXT248

MAKITA USA
18V Cordless
1/2" Driver-Drill Kit
LXT® Lithium-Ion



- 4-pole motor delivers an industry-leading 750 in.lbs. of Max Torque, 25% more than the previous model
- Mechanical 2-speed transmission (0-400 & 0-2,000 RPM)
- Extreme Protection Technology (XPT) engineered for dust and water resistant reliability for operations in various harsh climates
- Shift-Lock™ Drive System quickly shifts between modes
- Dual L.E.D. lights with afterglow enhanced illumination of work area
- 30-Minute Rapid Optimum Charger communicates with the battery's built-in chip throughout the charging process to optimize battery life by actively controlling current, voltage and temperature and has a built-in fan to cool the battery
- Includes: 2 ea. 18V LXT® Lithium-Ion Battery, 30-Minute Rapid Optimum Charger, Side handle, Bit holder, Tool Case, Belt Clip

Item #

MALXFD03

MAKITA USA
18V Impact Driver Kit
LXT Lithium-Ion



- Capacity: Hex Shank 1/4"
- No Load RPM: 0-2,300; Impacts/Min.(IPM): 0-3,200
- Torque (in.-lbs.): 1,280
- 15-minute rapid optimum charger and battery
- 15-minute rapid optimum charger has a built-in fan to cool the battery to produce more lifetime work
- Built-in LED light
- Includes: Compact Lithium-Ion Batteries (194309-1), 15-Minute Rapid Charger (DC18RA), Tool Case (824774-7)

Item #

MABTD142HW

MAKITA USA
18V Cordless
Brushless Impact
Driver Kit
LXT® Lithium-Ion



- Quick-Shift Mode™ selector has an automatic electronic controller that downshifts and reduces rotation and impact speed prior to driving screw into place
- 3-speed power selection switch (0-1,400 / 0-2,300 / 0-2,800 RPM & 0-1,300 / 0-2,800 / 0-3,400 IPM)
- Extreme Protection Technology (XPT) is engineered to provide improved dust and water resistance for operation in harsh conditions
- BL™ Brushless Motor delivers 1,500 in.lbs. of Max Torque
- Convenient one-touch 1/4" hex chuck for quick bit changes
- Built-in L.E.D. light with an independent on/off switch illuminates the work area
- Includes: 2 ea. 18V LXT Lithium-Ion Battery, 30-Minute Rapid Optimum Charger, Tool case, Belt Clip

Item #

MALXDT06



MAKITA USA
**18V Impact Hammer
DriverDrill Kit**
LXT Lithium-Ion Hybrid™



- Capacity: Hex Shank 1/4"
- Impact: No Load RPM 0-2,300; Impacts/Min.(IPM) 0-3,200; Torque (in.-lbs.) 1,280
- Hammer Drill Blows/Min.(BPM): Low 0-2,300; High 0-27,600
- Drill No Load RPM: Low 0-700; High 0-2,300
- Driver: Clutch Settings 16
- Hybrid™ 4-function tool
- Includes: 2 LXT Lithium-Ion 3.0 Ah Batteries (194205-3), 45-minute Optimum Charger (DC18SC), Tool Case (8247535)

Item #

MABTP140

MAKITA USA
18V 1/2" Impact Wrench Kit
Lithium-Ion



- Capacity: Square Drive 1/2"
- No Load RPM: 1,600
- Impacts/Min.(IPM): 2,200
- Makita-built motor delivers 325 ft. lbs. of torque
- Large rocker switch for easier tool usage
- Single LED light
- Includes: Tool Hook and Screw (345736-7 & 251314-2), Contractor Bag (821007-X), 2 Lithium-Ion 3.0Ah Batteries (BL1830), 1 Rapid Optimum Battery Charger (DC18RA), Plastic Battery Cover (450128-8)

Item #

MABTW450

MAKITA USA
18 Volt 3/8" Angle Drill
LXT Lithium-Ion



- Variable speed (0-1,800 RPM)
- 3/8" keyed metal chuck
- Built-in LED light
- Easy to handle large paddle switch with soft grip
- Includes: 2 ea. 18V LXT Lithium-Ion 3.0 Ah Battery (BL1830), 1 Rapid Optimum Battery Charger (DC18RA), Contractor Bag (821007-X), Plastic Battery Cover (450128-8), Chuck Key Holder (450688-0), Chuck Key (763415-9)

Item #

MABDA350

MAKITA USA

**18V Brushless
Cordless**

1" Rotary Hammer Kit
LXT® Lithium-Ion



- BL™ Brushless motor is electronically controlled to optimize battery energy use for up to 50% longer run time per charge
- Variable speed trigger enables user to match the speed to application for greater versatility
- 40 different chisel positions to align tool more comfortably with the application
- Torque Limiting Clutch prevents gear damage by automatically disengaging gears if the bit binds.
- Sequential Impact Timing provides timed hammering during rotation to minimize overlapping bit impacts resulting in up to 50% faster drilling

Item #

MALXRH01

MAKITA USA

18V X2 (36V)

1" Rotary Hammer Kit
LXT® Lithium-Ion



- Two 18V LXT® Lithium-Ion batteries deliver 36V power and run time for corded demands without leaving the 18V LXT® platform
- Motor delivers 0-1,200 RPM, 0-4,800 BPM and 3.0 Joules of impact energy for faster drilling
- Vibration-absorbing handle
- L.E.D. battery indicators show charge level for each battery
- 3-Mode operation for rotation only, hammering with rotation, or hammering only
- One-touch sliding chuck for easy bit changes
- Torque Limiting Clutch engineered to prevent gear damage by automatically disengaging gears if the bit binds
- Built-in L.E.D. light illuminates the work area

Item #

MAHRH01ZX2

MAKITA USA

18V Brushless Cordless
1" Rotary Hammer Kit
LXT® Lithium-Ion



- BL™ Brushless motor is electronically controlled to optimize battery energy use for up to 50% longer run time per charge
- The built-on vacuum attachment captures concrete dust during drilling and is activated by the tool for operator convenience
- Vacuum powered by separate motor to maintain tool drilling performance, and provide a 2 second delay to capture remaining concrete dust
- Efficient HEPA filtration system captures 99.75% of particulates .3 microns and larger
- Variable speed trigger
- Includes: 2 ea. 18V LXT Lithium-Ion Battery, 30-Minute Rapid Optimum Charger, HEPA Vacuum Attachment, Side Handle, Depth Gauge, Contractor Bag

Item #

MALXRH011



MAKITA USA
18V Recipro Saw
LXT Lithium-Ion

- Max. Cutting Depth : Pipe 5-1/8"; Wood (w/12" blade) 10"
- Length of stroke: 1-1/8"
- Strokes/Min.(SPM): 0-2,900
- Two built-in LED lights
- One-handed, fast tool-less blade changes and shoe adjustments
- Includes: 2 LXT Lithium-Ion 3.0Ah Batteries (194205-3), 45-Minute Optimum Charger (DC18SC), Blade, Carrying Case (8247608)



Item #
MABJR181

MAKITA USA
18V
Portable Band Saw Kit
LXT Lithium-ion

- Maximum cutting capacities:
Round Workpiece: 4-3/4";
Rectangular Workpiece: 4-3/4" X 4-3/4"
 - Makita-built motor, 6-setting variable speed dial at 275 - 530 ft./min.
 - Adjustable foot protects material & provides positive support for accurate cuts
 - Two built-in LED lights
 - Built-in protective rubber bumpers
 - Built-in skyhook
- Specifications:
- No load speed: 275-530 Ft./Min.Ⓟ
 - Battery: 18VDC (3.0Ah)Ⓟ
 - Includes: 2 LXT Lithium-Ion 3.0Ah Batteries (194205-3); 45-Minute Optimum Charger (DC18SC); Blade (792559-8); Tool Case (824766-6)



Item #
MABPB180

MAKITA USA
18V 5-3/8"
Metal Cut Saw
Lithium-Ion

- Blade Diameter: 5-3/8"
- Arbor: 5-8"
- No Load RPM: 3,400
- Max. Cutting Depth: 2"
- Cuts Unistrut® all thread, channel, corrugated, conduit, pipe, sheet metal, square tubing, steel and more
- Built-in LED lights
- Includes: 2 LXT Lithium-Ion 3.0 Ah Batteries (194205-3), Rapid Charger (DC18RA), Carbide-Tipped 30T Blade (A-94518), Tool Case



Item #
MABCS550

MAKITA USA
18 Volt Jig Saw Kit
LXT Lithium-Ion

- Accepts "T" (Tang) shank blades
- Length of stroke: 1"
- Max. Cutting Capacity:
Wood 5-5/16"; Steel 3/8"
- Cut Settings: 3 Orbital +, Straight Cutting
- Strokes/Min.: 0 - 2,600 SPM
- Bevel Capacity: 45°
- Built-in LED lights
- "Tool-less" push-in lock system for extremely fast blade installation and removal
- Includes: 2 Lithium-Ion batteries, charger, blade set, bag



Item #
MABJV180

MAKITA USA
18V Concrete Vibrator
LXT Lithium-ion

- Vibrator Diameter: 1"
Vibrator Length: 8-11/16"
Shaft Length: 4'
Overall Length: 58-1/2"
No Load Vibrations Per Minute: 13,000
- Makita built motor produces 12,500 VPM to help increase strength of concrete
 - More compact design at only 58-1/2" long and weighs only 8.2 lbs.
 - Ergonomic dual directional switch to conveniently hold the tool either horizontal or vertical positions
 - 45-minute optimum charger
 - Built-in LED light
 - 1" diameter head supported by dual ball bearing
 - Includes: 2 LXT Lithium-Ion 3.0 Ah batteries (194205-3), 45-minute optimum charger (DC18SC), tool case (824768-2)



Item #
MABVR450

MAKITA USA
18V Grinder-Tool Only
LXT Lithium-Ion

- 10,000 RPM
- Built-in electronic control circuit with LED warning lights for overload protection
- Slide switch with lock-on



Item #
MABGA452Z



MAKITA USA

18V 6-Piece Combo Kit LXT Lithium-Ion

1/2" Hammer Drill BHP452

Impact BTD141

6-1/2" Circular Saw BSS611

Sawsall BJR182

4-1/2" Grinder BGA452

- 1/2" hammer driver-drill has a new 4-pole motor for 560 in. lbs. of torque
- 6-1/2" circular saw has a D35 high torque motor, built-in blower
- Recipro saw with tool-less blade changes and shoe adjustments, skyhook
- Impact driver is 40% more compact, 1,280 in. lbs. of torque with 0-3,200 IPM
- 4-1/2" cordless cut-off/angle grinder
- 4-position flashlight with Xenon bulbs
- Includes: 2 LXT Lithium-Ion 3.0Ah batteries (194205-3), 45-minute optimum charger (DC18SC), contractor bag with wheels

Item #

MALXT601



MAKITA USA

18V 7-Piece Combo Kit

18V LXT 1/2" Hammer Driver-Drill
BHP452

18V LXT 6-1/2" Circular Saw
BSS611

18V LXT Recipro Saw BJR182

18V LXT Impact Driver BTD141

18V LXT 4-1/2" Cut-Off/Angle Grinder BGA452

18V LXT Flashlight BML185

FM/AM Job Site Radio BMR100W

- 1/2" hammer driver-drill has a new 4-pole motor for 450 in. lbs. of torque
- 6-1/2" circular saw has a D35 high torque motor
- Reciprocating saw with tool-less blade changes & shoe adjustments
- Impact driver is 40% more compact, 1,330 in. lbs. of torque with 0-3,200 IPM
- 4-1/2" cordless cut-off/angle grinder, 10,000 RPM
- 4-position flashlight with Xenon bulbs
- Rugged FM/AM job site radio with 10 pre-set buttons and MP3 compatible (auxiliary jack)
- 30-minute rapid optimum charger
- Includes: 2 ea. LXT Lithium-Ion 3.0 Ah batteries (BL1830), 1 rapid optimum battery charger (DC18RA), contractor bag with wheels and telescoping handle (831269-3)

Item #

MALXT702



MAKITA USA

18V 4-Piece Combo Kit Lithium

1/2" Drill BHP452

Impact BTD141

Sawsall BJR1822

- 1/2" hammer driver-drill has a new 4-pole motor for 450 in. lbs. of torque
- Impact driver is 40% more compact, 1,280 in. lbs. of torque with 0-3,200 IPM
- Reciprocating saw with tool-less blade changes & shoe adjustments, skyhook
- 4-position flashlight with Xenon bulbs
- Includes: 2 LXT Lithium-Ion 3.0Ah batteries (BL1830), 30-minute rapid charger (DC18RA), contractor bag

Item #

MALXT407



MAKITA USA

18V 2-Piece Combo Kit LXT Lithium-Ion

18V LXT Hammer Drill BHP454

18V LXT Impact Driver BTD141

- 2-Speed 1/2" hammer drive-drill (0-400/0-1,700 RPM) with Makita - built 4-pole motor delivers 560 in. lbs. of torque
- Variable speed impact driver (0-2,300 RPM) provides 1,330 in. lbs. of torque
- 30-minute rapid optimum charger
- Includes: 2 ea. LXT Lithium-Ion 3.0Ah batteries (BL1830), 1 rapid optimum battery, charger (DC18RA), tool case (8248125-5)

Item #

MALXT218



MAKITA USA

18V Compact 2-Piece Combo Kit Lithium-Ion

18V 1/2" LXT Hammer Driver-Drill
BHP452

18V LXT Impact Driver BTD141

- 2-Speed 1/2" hammer driver-drill (0-400 / 0-1,500 RPM) with Makita-built 4-pole motor delivers 450 in. lbs. of torque
- Variable speed impact driver (0-2,300 RPM) provides 1,330 in. lbs. of torque
- 30-Minute rapid optimum charger
- Includes: 2 ea. LXT Lithium-Ion 3.0 Ah Batteries (BL1830), 1 Rapid Optimum Battery Charger (DC18RA), Tool Case (824812-5)

Item #

MALXT211





MAKITA USA
**18V Compact 2-Piece
Combo Kit
Lithium-Ion**

1/2" Drill BDF452

Impact BTD142

- 1/2" driver-drill delivers 450 in. lbs. of torque
- Impact driver provides 1,280 in. lbs. of maximum torque
- Includes: 2 Lithium-Ion 1.5Ah batteries (BL1815), 5-minute rapid charger (DC18RA), contractor bag (831274-0)

Item #

MALCT200W



MAKITA USA

**18V Rechargeable Flashlights
LXT Lithium-Ion**

- 4-position head pivots for greater versatility
- High illumination emits high power at 4,500 Lux
- New Xenon bulb for extra brightness
- Uses LXT Lithium-Ion battery

Item #

MABML185



MAKITA USA

18V LXT Lithium-Ion Battery

- LXT Lithium-Ion Batteries
- Built-in Memory Chip: Memorizes the usage history & communicates with the charger
- Anytime Charge: Lithium-Ion batteries have no memory effect and can be charged at any time
- 1.5 Amp Hour

Item #

MABL1815



MAKITA USA

18V LXT Lithium-Ion Battery

LXT Lithium-Ion battery

- Charging at any time will have no effect on the battery
- Built-in shock absorbing features protect the battery
- Battery's built-in memory chip communicates with the charger to maximize battery life using 3 active controls (Current, Voltage & Thermal)

Item #

MABL1830



MAKITA USA

Cordless Tool Battery

**Pod Style Rechargeable
Nickel-Cadmium 2.4 AMP Hours**

Item #

Volts

MA192827-3

18



MAKITA USA

Batteries

- Cell type: NiMH

Item #

Volts

MA193890-9

9.6

MA193159-1

18



MAKITA USA

12V Battery

1234

- Cell Type: Ni-MH
- Amp Hour: 2.6
- Style: Pod

Item #

MA193157-5



MAKITA USA

14.4V Battery

1434

- Cell Type: Ni-MH
- Amp Hour: 2.6
- Style: Pod

Item #

MA193158-3



MAKITA USA

Battery Charger

- Controls current, voltage & temp. to maximize battery life
- Forced Air Cooling Fan: Cools the battery by forcing cool air through the battery's built-in air vents
- Cell Type: Lithium Ion
- Amp Hour: 1.3 - 3.3

Item #

MADC18RA





MAKITA USA
Battery Charger

- Cell Type: Ni-MH/Ni-Cd
- Amp Hour: 1.3 - 3.0
- Volts: 1.2 - 18

Item #

MADC1804



MAKITA USA
**Automotive Battery
Charger**
Ni-HH & Ni-CD

- Amp hour: 1.3 - 3.0
- Voltage: 7.2V - 18V

Item #

MADC1822



MAKITA USA
Cordless FM/AM Job Site Radio
LXT Lithium-Ion

- Delivers rich stereo sound from two powerful 3-1/4" side-firing speakers
- 10 Pre-Set AM/FM buttons and mp3 compatible
- Digital backlit quartz display
- Compatible with Makita 9.6V - 24V Slide-Style and Pod-Style Batteries

Item #

MABMR100W



MAKITA USA
9.6V Cordless Reciprocating Saw

- 9/16" Stroke
- Speed: 2700 SPM
- Cuts wood, mild steel and more
- Compact and lightweight for easy handling
- Model 4390DW includes: battery, charger, 1 ea. blade (792540-9, 792541-7), hex wrench
- Capacities: Soft wood-15/16", Hard wood-1/2", Pipe: 1-5/8"x5/64"

Item #

MA4390DW



MAKITA USA
9.6V Ni-CD Battery
B9000

- 9.6V Cordless 1.3 Ah Stick Battery
- Features 1.3 amp-hour capacity and durable plastic housing

Item #

MAB9000



MAKITA USA

**7.2V Cordless
Impact Driver Kit**
Lithium-Ion

- 2,300 RPM and 3,000 IPM
- Convenient 1/4" hex chuck for quick bit changes
- Built-in LED light
- Operates in straight or pistol grip positions
- Includes: 2 7.2V batteries, charger, bit set, holster, bag

Item #

MATD020DSEW



MAKITA USA
7.2V Lithium Battery
BL7010

- 1/2 lb. lighter than 7.2V Ni-Cd batteries
- 1.0 amp hour

Item #

MABL7010



MAKITA USA
7-1/4" Hypoid Saws

- Efficient hypoid gears deliver more power with greater surface contact than worm drive gears
- Retractable hook allows tool to remain close-by
- Blade-left design improves visibility and provides a clear view of the cut line for accuracy
- Powerful 15 AMP motor
- 0° - 50° bevel cutting capacity is ideal for truss and rafter cut-outs
- Blade Diameter: 7-1/4"
- Arbor: 5/8"
- Max. Cutting Capacity - at 90° 2-3/8"; at 45° 1-3/4"; at 50° 1-9/16"
- No Load RPM: 4,300

Item #

MA5477NB



MAKITA USA
7-1/4" Magnesium Hypoid Saw

- Magnesium components create a lightweight saw (13.0 lbs.) that is well-balanced and jobsite tough
 - Retractable hook allows tool to remain close-by
- Specifications:
- Blade Diameter: 7-1/4"
 - Arbor: 5/8"
 - Max. Cutting Capacity: at 90°-2-3/8", at 45°- 1-3/4"
 - No Load Speed: 4,500 RPM
 - AMPS (120V): 15.0

Item #

MA5377MG





MAKITA USA
16-5/16" Circular Saw
w/ Electric Brake

- Large capacity blade cuts 6-1/4" at 90° and 4-3/16" at 45°
- Blade stabilizer for stable blade rotation and superior cutting performance
- Large depth control lever for convenience and secure adjustments

Specifications:

- Arbor: 1"
- Max. Cutting Capacity: at 90° - 6-1/4", at 45° - 4-3/16"
- No Load RPM: 2,200
- AMPS: 15

Item #

MA5402NA



MAKITA USA
12" Dual Slide
Compound Miter Saw
With Laser 15.0 Amps

- Large cutting capacity for up to 8" crown molding (nested), 6-1/2" baseboard (vertical), and 15" crosscut at 90°
- Compact design with a patented 4-Steel Rail Sliding System further increases rigidity to produce superior cuts
- Exclusive 5-1/2" tall dual sliding fence system features versatile upper and lower fence adjustments for more precise miter and bevel cuts
- Miters 0°-52° left and 0°-60° right, with positive stops at 0°, 15°, 22.5°, 31.6° and 45° (left and right)
- Bevels 0°-45° (left and right) with positive stops at 0°, 22.5°, 33.9° and 45° (left and right)

Item #

MALS1216L



MAKITA USA
10" Dual Slide
Compound Miter Saw

- Built-in laser with micro fine adjustments clearly indicates line of cut; independent switch allows laser to be seen independently of blade rotation
- Dual steel rails supported by linear ball bearings ensure stable, accurate cutting
- Powerful, direct drive 15 AMP motor
- Bevel positive stops at 33.9° and 45° left with 45° right
- Long slide track and wide pivot angle allow cross cuts up to 4x12 material
- Blade Diameter: 10"
- Arbor: 5/8"
- No Load RPM: 3,700

Item #

MALS1016L



MAKITA USA

15 Amp Table Saw

- Right extension table allows for greater cutting capacity with the capability to rip 4X8 sheets of plywood
- Large cutting capacity (3-5/8" at 90° and 2-1/2" at 45°)
- Powerful 15 AMP motor delivers 4,800 RPM and has electric brake
- Extended capacity with up to 25" ripping
- Dead-on cam-locking rip fence and bevel locking handle for fast and easy adjustments

Specifications:

- Blade Diameter: 10"
- Arbor: 5/8"
- Max. Cutting Capacity: 90° - 3-5/8", 45° - 2-1/2"
- No Load RPM: 4,800

Item #

MA2705X1



MAKITA USA

Reciprocating Saws

- Anti-Vibration Technology (AVT) gives unmatched comfort
- Clutch protects the gears should the blade bind adding life to the tool
- Orbital action

Variable Speed Preset Dial:

- 6 different preset speeds to match the speed of the saw to the application

Electronic Speed Control:

- The blade can be inserted with one hand and ejected without touching the hot blade

Item #

MAJR3070CT



MAKITA USA

1/2" Electric Drill
Variable Speed, Reversible

- Powerful 7 AMP motor for heavy duty industrial performance
- Large trigger switch is conveniently located
- Capacity: Steel 1/2"; Wood 1-1/2"
- No Load RPM: 0 - 900
- AMPS: 7.0

Item #

MADP4000



MAKITA USA

1/2" Angle Drill
2-Speed, Reversible
Sidewinder

Features:

- 2-Speed selector switch for high speed drilling (1,200 RPM) or low speed (300 RPM) for large diameter
- Torque limiter disengages motor should the bit bind (low speed only)
- Powerful 10 AMP motor for improved performance
- Adjustable top handle with hex wrench storage for easy positioning

Item #

MADA4031





MAKITA USA
Right Angle Drill
3/8" Keyed Chuck



- 4.0 Amps
- VSR 0-1400 RPM
- Variable speed with reverse for easy starting and fastening screws
- Paddle switch for easy one hand operation
- Compact design for tight fits and close quarter drilling
- Capacities: Steel - 3/8"; Wood - 5/8"

Item #

MADA3010F

MAKITA USA
3/4" Impact Wrench
Reversible



- Powerful 9 AMP motor for heavy-duty applications
- Rocker type reversing switch for easy one-handed forward or reverse operation
- Capacity - Square Drive: 3/4"
- Bolt Drive: 5/8" - 7/8"
- Impacts/min. (IPM): 1,600; No Load RPM: 1,700
- Torque (ft.-lbs.): 433
- Includes: Side Handle, Steel Tool Case

Item #

MA6906

MAKITA USA
1" Rotary Hammer
SDS-Plus, Variable Speed,
Reversible



Impact Energy 2.4 Joules

- Powerful 7.0 AMP motor delivers 0-1,100 RPM & 0-4,500 BPM for the most demanding applications
- Torque limiting clutch engineered to prevent gear damage by automatically disengaging gears if the bit binds

Item #

MAHR2475

MAKITA USA
11 Lb.
Demolition Hammer



2,900 BPM

- Unique anti-vibration spring is positioned between tool body and rear handle for reduced operator fatigue
- Accepts same shank demolition bits as spline shank rotary hammers
- One-touch tool retainer action for easy accessory installation and removal
- AMPS: 8.3

Item #

MAHM0810B

MAKITA USA

1-9/16" Rotary Hammer
SDS Max, Variable Speed



- Powerful 11 AMP motor; efficient 1,350 - 2,750 BPM
- One touch sliding chuck accepts SDS-Max hammer steel
- 2-mode switch for "hammering only" or "hammering with rotation"
- Preset variable speed dial with 5 settings
- LED power light indicates switch failure or cord breakage; LED service light indicates carbon brushes need to be replaced
- Includes: Side Handle, D-Handle, Depth Gauge, Bit Grease, Tool Case
- Capacity-Concrete (with core bits): 4-1/8"
- No Load RPM: 235 - 480

Item #

MAHR4001C

MAKITA USA
70 Lb. Breaker Hammer



- Powerful 15 AMP motor; efficient 1,100 BPM to tackle the most demanding jobs
- Accepts popular 1-1/8" hex hammer steel
- Cylindrical tool holder enables new bolt holes to be drilled should the original bolts break
- Warning lamp indicates trouble with the cord; AC/DC switch for use with alternative power sources

Item #

MAHM1810X

MAKITA USA
14" 4-Stroke
Power Cutter
MM4™



- No oil mixing simplifies operation and prevents engine failure due to improper mix
- Lower noise at 92.7dB(A) and smoother idle for continuous operation
- Automatic engine decompression valve is engineered into the cam gear to reduce pull-start force by 40%
- Pressure compensated carburetor with vented choke plate is engineered to reduce flooding by automatically adjusting to deliver the proper amount of fuel
- Integrated wheels reduce fatigue during long straight cuts and retract when not in use to prevent unexpected movement
- Five-stage, foam-paper-nylon filtration system with advance direction air flow provides cleaner air for better engine durability
- Shielded exhaust outlet and larger spark arrestor screen prevents contaminants from restricting air flow
- External fuel tank vent eliminates pressure build up
- Sealed cartridge recoil starter rope reduces wear by keeping out dust and debris
- Cutting arm easily changes from center position to flush (outboard) position allowing cuts directly adjacent to curb edges, wall or directly above the ground
- Replaceable tank fuel filter is easily accessible without special tools
- INCLUDES: 1 Socket Wrench, 1 Torx Wrench, 1 Screwdriver, 1 Adapter Ring (20mm to 1"), Oil Bottle, Water Supply Kit

Item #

MAEK7651H



MAKITA USA
14" Power Cutter
73cc

- Engine: Displacement (cu. in.) 4.5; Max. Power (HP) 5.6; No Load RPM 9,350
- Five-stage, foam-paper-nylon system with advanced directional air flow provides very clean air for better saw performance
- Improved ignition system with larger flywheel and rare earth magnets
- Cutting arm position simply changes from center position to flush (outboard) position allowing cuts directly adjacent to curb edges, walls or directly above the ground
- Cushioned operator grips with 4 vibration-absorption rubber buffers for increased operator comfort
- Water kit is assembled to saw and can be used with garden hose, gravity tank or pressure tank
- Includes: 14" Cut-off Wheel (965-210-222), Universal Wrench (941-719-140), Torx Wrench (940-827-000), Screwdriver (944-340-001), Adaptor Ring (22 mm to 1") (394-228-120)



Item #
MADPC7331

MAKITA USA
4-1/2" Angle Grinder
with Paddle Switch

- Powerful 7.5 AMP motor
- Small diameter barrel grip (only 2-1/2")
- Lock-on/off feature for continuous operation
- AC/DC switch for use with alternative power source
- Extra large paddle switch for comfortable operation



Item #
MA9557PB

MAKITA USA
4-1/2" Angle Grinder

- Small circumference barrel grip (only 2.5")
- Rotatable gear housing rotates 90° for cutting applications
- No Load Speed: 11,000 RPM
- AMPS (120V): 6.0
- Spindle Thread: 5/8-11



Item #
MAGA4530

MAKITA USA
4-1/2" Angle Grinder Kit

- Small diameter barrel grip (only 2-1/2")
- Extra large paddle switch for easy operation; lock-on/off feature for continuous operation
- 7.5 AMP motor
- AC/DC switch for use with alternative power sources
- Includes: Grinder, diamond blade, grinding wheel, case



Item #
MA9557PBX1

MAKITA USA
5" Angle Grinder
9.0 Amp - Heavy-Duty

- 10,000 RPM
- Powerful 9 Amp motor
- Removable side handle can be installed on either side
- Shaft lock for easy accessory changes
- Standard 5/8"-11 UNC spindle
- Double insulated



Item #
MA9005B

MAKITA USA
6" Cut-Off/Angle Grinder
Industrial

- Improved 12 AMP motor
- 5-stage variable speed control dial (4,000-9,000 RPM)
- Electronic limiter stops the motor and prevents accidental motor overload and burnout
- Cut-Off Wheel: 6"
- Wire Cup Brush: 3"
- Sanding Disc: 6"
- No Load RPM: 4,000-9,000
- Spindle Thread (11 UNC): 5/8"



Item #
MA9566CV

MAKITA USA
15 Amp 9" Angle Grinder

- Great for welders, fabricators, masons, maintenance/repair etc.
- Grinding Wheel: 9"
- Wire Cup Brush: 6"
- Sanding Disc: 7"
- No Load RPM: 6,000
- Spindle Thread (11 UNC): 5/8"



Item #
MAGA9020



MAKITA USA

1/4" Die Grinder

- 3.5 AMPS
- High speed motor (25,000 RPM)
- AC/DC switch for use with alternative power source
- Stepped neck of solid aluminum housing for added durability
- Collet: 1/4"
- No Load RPM: 25,000



Item #

MAGD0601

MAKITA USA

1/4" Die Grinder

- High power 6.6 AMP motor
- Electronic speed control maintains constant speed under load
- Speed control dial for setting the optimal speed for various materials
- Double insulated
- Collet: 1/8" - 1/4"
- No Load RPM: 7,000 - 28,000



Item #

MAGD0800C

MAKITA USA

10 Amp 7" Electronic Sander & Polisher

- 7" Electronic Sander-Polisher (variable speed)
- Pre-set speed setting dial (600 - 3,000 RPM) for maximum control
- Electronic speed control maintains constant speed under load



Item #

MA9227C

MAKITA USA

Portable Band Saws

- Large 4-3/4" x 4-3/4" capacity for round or rectangular stock
- Built-in fluorescent job light
- 5 preset speeds allows the user to match the speed of the saw to the material needed to be cut
- Variable speed of 200 - 350 ft/min. for more accurate cuts
- Heavy-duty 6.5 AMP motor for all jobsite applications



Item #

MA2107FK

MAKITA USA

15 Amp 14" Abrasive Chop Saw

- 15.0 AMPS
- D-shape handle for easy gripping
- Lock-off button
- Guide plate adjusts 45° right and left - 3 locations for various sizes of materials
- Quick release vise for secure stock retention and fast repeat cuts
- Max. cutting capacities: 90° - 4-1/2", 45° - 4-1/2"



Item #

MA2414NB

MAKITA USA

11 Amp Belt Sander 4" x 24" With Dust Bag

- 11 Amps
- 4" wide belt with a speed of 1,640 ft./min
- Unique design allows flush sanding to walls
- Large front grip is positioned for operator comfort
- Dust bag swivels 360° for more convenient operation



Item #

MA9403

MAKITA USA

Belt Sander Variable Speed

- 8.8 AMPS
- Auto-tracking belt system tracks belt without adjustment
- Dust bag for a cleaner work environment
- Belt Size: 3" x 21"
- Belt Speed (ft/min): 690 - 1,440



Item #

MA9903

MAKITA USA

5 Amp Belt Sander Variable Speed

- Variable belt speed (656 - 3,280 ft./min.)
- Narrow belt and exposed front pulley for use on irregular shapes
- Multi-position side handle for easy and comfortable operation
- Connects to dust collector for a cleaner work environment



Item #

MA9031



MAKITA USA
Wheel Sander

- Powerful 7.8 AMP motor delivers 3,500 RPM for fast and efficient paint and rust removal; brings out wood grain
- Unique design allows smooth and even surface removal
- Adjustable front roller for uniform pressure to work piece
- Well balanced with a low center of gravity for easy operation
- Electric brake for fast stopping of the wheel
- Wheel size (width x diameter): 4-3/4" x 4"
- No Load RPM: 3,500



Item #

MA9741

MAKITA USA
4 Amp Professional Planer Kit 17,000 RPM

- High power-to-weight ratio (4 AMP; 5.5 lbs.)
- Simple blade setting system for fast blade installation
- Precision machine aluminum base for planing accuracy
- Double edged carbide blades for long life and smooth cutting
- Planing Width: 3-1/4"; Planing Depth: 1/32"; No Load Speed: 17,000 RPM



Item #

MAKP0800K

MAKITA USA
Fiber Cement Shear Kit Variable Speed

- 6.5 AMPS
- Cuts fiber cement quickly while producing less dust
- Solid steel blades cut clean, straight lines with a maximum cutting capacity up to 5/16"
- Retractable tool hook allows user to work in tight spaces
- Strokes/min.(SPM): 0 - 2,500



Item #

MAJS8000

MAKITA USA

5" Concrete Planer

- Powerful 10.0 AMP motor
- For smooth finishes on concrete surfaces or leveling of seams
- Electronic Speed Control engineered to maintain constant speed under load
- Electronic Current Limiter helps protect the motor from overloading
- Easy to install/remove dust bag for cleaner operation
- LED power light serves as a pilot light as well as indicates anti-restart function



Item #

MAPC5000C

MAKITA USA

Carbide-Tipped Saw Blades

Cut Cleaner

- Blade Dia.: 12"
- No. of Teeth: 60
- Application: Ferrous Metal
- Model: LC1230



Item #

MAA-90532

MAKITA USA

Carbide-Tipped Saw Blades

Beam & Timber

- Description: 16-5/16" x 32T
- Arbor: 25 mm
- Hook: 20°
- Kerf: .109"
- Max. RPM: 3,500



Item #

MAA-90956

MAKITA USA

Carbide-Tipped Saw Blades Thin Kerf Design

- Thin kerf design for a lighter cutting load and eliminates wasted material
- Individually hand-hammered by skilled saw technicians for guaranteed flatness and proper tension
- Precision ground teeth permit a clean cutting surface and a long blade life
- Grind: ATB

| Item # | Blade Dia. (in.) | Arbor | No. Teeth | Max. Safe Speed | Model |
|------------|------------------|-------|-----------|-----------------|--------|
| MA792118-8 | 16 1/16 | 25 mm | 60 | 3,500 | 5402NA |





MAKITA USA
Steel Saw Blade

- Premium quality steel blades for longer life
- Hardened steel body prevents blade warping
- Designed for faster smoother cutting
- Precision teeth can be easily resharpened
- Combination general purpose - General purpose blade for fast and smooth rip, crosscuts, and miters



| Item # | Desc. | Arbor (in.) | Grind | Hook (deg.) | Plate (in.) | Kerf (in.) | Max. RPM | Model |
|------------|---------------------------|-------------|--------|-------------|-------------|------------|----------|--------|
| MA792116-2 | 16 $\frac{5}{16}$ " x 50T | 25 mm | Chisel | 20 | .062 | .093 | 2,760 | 5402NA |

We service what we sell. With our extensive inventory of parts, and skilled service technicians, you can rest assured that your tool will be repaired quickly and correctly, and you will be back up and running in no time.



BOSCH TOOLS
Cordless Battery
10.8V Litheon™

- For use with all Bosch 10.8V Litheon tools

Item #
BOBAT411



BOSCH TOOLS
Cordless Battery
2.4 Amp Hour
Bluecore™

- Fully compatible with all Bosch cordless tools
- Innovative Bluecore™ cooling rods placed between battery cells to absorb heat and protect battery from damage

| Item # | Volt Series |
|----------|-------------|
| BOBAT021 | 24 V |
| BOBAT240 | 24 V |
| BOBAT181 | 18 V |



BOSCH TOOLS
1 Hour
Battery Charger
Bluecore™

- Checks battery status every second to prevent overheating and overcharging
- Charger Volt Range: 7.2V - 24V

Item #
BOBC004



BOSCH TOOLS
Jobsite Radio
AM/FM Stereo w/CD & Remote
Power Box™

- Watts: 3.5 watt radio amplifier
- Radio/CD run off Bosch batteries or AC power - 12V, 14.4V, 18V, 24V
- Integrated jobsite CD player with CD-R/RW and MP3 compatibility
- 4-way GFCI protected outlet Power-up jobsite tools and equipment. Meets OSHA requirements
- FM Stereo AM tuner with 20 FM and 10 AM station presets
- Charger: 12V - 24V Bosch Batteries

Item #
PB10-CD



BOSCH TOOLS
Reciprocating Saw
Vibration Control™



- Innovative counterbalance technology and anti-vibration handle reduce vibration to about 1/3rd that of standard tools
- Constant Response™ Circuitry - Maintains desired speed for consistent performance under load
- Only 18.4" long allows easy cutting in challenging positions
- Constant Orbital Action - Fast cutting in all types of materials with orbital action feature
- Variable Speed Trigger
- Easily adjustable 3 position foot
- Speed Range: 0-2,900 SPM
- Stroke Length: 1-1/8"

Item #
BORS428

BOSCH TOOLS
6.5 Amp 5-1/2" Trim Saw
Left-Hand Blade
Skil



- Left-hand blade design with 5-1/2" blade
- Specifications:
- Amperage 6.5
 - Arbor Size 1/2" Round
 - Blade Diameter 5-1/2"
 - No load RPM 4,000

Item #
SLHD5510

BOSCH TOOLS
7-1/4" Circular Saw



- High-strength magnesium footplate for unmatched durability and flatness
- 56° Bevel
- Amperage: 15
- No Load RPM: 5,600
- Blade Diameter: 7-1/4"
- Arbor Size: 5/8"

Item #
BOCS10

BOSCH TOOLS
15 Amp 7-1/4" Worm Drive Saw



- 15.0 AMPS
- 7-1/4" Worm drive saw with rear handle
- Magnesium motor housing - Durable and light weight
- Magnesium footplate - "Waffle-design" for greater strength and stability

Item #
BO1677M



BOSCH TOOLS

13 Amp 8-1/4" Worm Drive Circular Saw Skil

- Exclusive 60° bevel feature with 8-1/4" blade
- Precision-machined worm drive gears

Specifications:

- Amperage 13.0
- Arbor Size Diamond
- Blade Diameter 8-1/4"
- No load RPM 4,300



Item #

SLHD5860

BOSCH TOOLS

13 Amp 7-1/4" Worm Drive Circular Saw Skil

- Precision-machined worm drive gears with 7-1/4" blade

Specifications:

- Amperage: 13.0
- Arbor Size Diamond
- Blade Diameter: 7-1/4"
- No Load RPM 4,400



Item #

SLHD77

BOSCH TOOLS

13 Amp 7-1/4" Magnesium Worm Drive Circular Saw Skil

- Light magnesium housing (2 lbs. lighter) with 7-1/4" blade
- Precision-machined worm drive gears

Specifications:

- Amperage 13.0
- Arbor Size Diamond
- Blade Diameter: 7-1/4"
- No Load RPM 4,400



Item #

SLHD77M

BOSCH TOOLS

Top Handle Jig Saw With Case

- Powerful 6.5-Amp Jigsaw
- Variable speed - Dial sets maximum speed and accelerator trigger controls operating speed
- Exclusive multi-directional blade clamp provides superior grip of T-shank blades. (JS365 does not accept U-shank blades.)
- Sturdy die-cast foot
- Four orbital-action settings
- Adjustable dust blower



Item #

BOJS365

BOSCH TOOLS

4.6 Amp Variable Speed Tapper

- Variable speed with adjusting knob to match correct speed to job application
- "Push" into work for forward rotation (clockwise)
- "Pull" away from work for reverse rotation (counterclockwise)
- Self-aligning chuck coupling allows tap to straighten if started crooked



Item #

BO1462VS

BOSCH TOOLS

1" Rotary Hammer SDS-plus® Xtreme Bulldog™

- 7.2 Amps
- Impact Energy: 2.2 ft/lbs.
- 0-1,300 RPM; 0-5,800 BPM
- Multi-function Selector — 3 modes of operation, rotation only, rotary hammer and hammer-only mode
- SDS-plus® bit system
- Capacity: 3/16"-1"



Item #

BO11255VSR

Don't forget your
blades and bits.
We can help you
accessorize



BOSCH TOOLS
1-1/8" Rotary Hammer
SDS-plus®



- Best in class impact energy - 2.4 ft lbs - Provides increased drilling capacity and up to 40% faster drilling speeds
- Counter-balance vibration control for improved comfort for all day drilling/chiseling applications
- HammerHook™ - Allows quick tool storage during the job
- 3 modes of operation, rotation only, rotary hammer and hammer-only mode
- Vario-lock™ - Rotates and locks chisel into 40 different positions to optimize working angle
- Integral clutch - Helps minimize torque reaction
- Patented Cord Turret — 35° pivot for added flexibility and longer cord life
- No Load BPM: 0-5,460

Item #

BORH228VC

BOSCH TOOLS
1-9/16"

Combination Hammer
SDS-Max®



- Amperage: 10
- Impact Energy: 5.2 ft/lbs
- SDS-Max® bit system tool-free bit changes with automatic bit locking
- "Combination" dual mode selector 2 modes of operation, rotary hammer and hammer only
- Max. Hole Diameter in Concrete: 1-9/16"
- Max. Hole Diameter in Concrete-Core Bit: 4"

Item #

BO11240

BOSCH TOOLS
1-9/16"

Combination Hammer
Spline



- Amperage: 10
 - Impact Energy: 5.2 ft/lbs
- Spline/round hex bit system — tool-free bit changes, with automatic bit locking "Combination" dual mode selector — 2 modes of operation, rotary hammer and hammer only mode Vario-Lock™ positioning.
- Max. Hole Diameter in Concrete: 1-9/16"
 - Max. Hole Diameter in Concrete-Core Bit: 4" Max.

Item #

BO11247

BOSCH TOOLS

1-3/4" Rotary Hammer
SDS-Max®



- Amperage: 13.5
- Impact Energy: 9.6 ft/lbs
- "Combination" dual mode selector 2 modes of operation, rotary hammer and hammer only mode
- Variable speed dial for accurate bit starting and controlled chipping applications
- Max. Hole Diameter in Concrete: 1-3/4"
- Max. Hole Diameter in Concrete-Core Bit: 6"

Item #

BO11263EVS

BOSCH TOOLS

Breaker Hammer
Brute™



- Amperage: 15.0
- Impact Energy: 43 ft/lbs
- The plug-in anywhere hammer does not need a compressor
- 8" Diameter semi-pneumatic, ball bearing wheels, easy rolling over rough job sites
- Rugged 1" diameter all welded steel frame, plus heavy-duty rubber tie-down
- 2-way tool retainer accepts standard 1-1/8 hex, air tool steel with retaining collar of Bosch internal combo steel

Item #

BO11304K

BOSCH TOOLS

14" Cutoff Machine Kit
Abrasive



- AC/DC capability — Extends the versatility of the tool by working from DC outlets such as welders and generators
- Amperage: 15.0
- Depth of Cut: 4-7/8"
- No Load RPM: 4,300
- Spindle Thread: 5/8"-11
- Includes: 14" cutting wheel, wrench, case

Item #

BO1365K

BOSCH TOOLS

5" Rat Tail Grinder



- Amperage: 9.5
- AC/DC Capability extends the versatility of the tool by working from DC outlets such as welders and generators
- No Load RPM: 11,000
- Spindle Thread: 5/8"-11
- Wheel Diameter: 5"

Item #

BO1821



BOSCH TOOLS
16 Gauge Shears
4.2 Amp

- 4.2 AMPS
- Cutting Capacity: 16 gauge
- Upper/lower blades can be rotated 4x90° for new sharp edge extends blade life
- Steel deflector for hand protection
- Visible blade allows precise pattern cutting
- Easy blade adjustment when switching material thickness



Item #

BO1500C

BOSCH TOOLS
14 Gauge Nibbler

- 4.6 Amps, 2400 SPM
- Burr-free edges
- Full swivel die available — For cutting in all directions
- Corrugated, trapezoidal or full square stock — All cut efficiently with a simple cutter change
- Cutting Capacity: Mild Steel - 14 ga.



Item #

BO1530

BOSCH TOOLS
16 Gauge Nibbler

- 5 Amps, 1,700 SPM
- Ejects chips downward — away from workpiece and operator
- 3-Position head cuts forward, left and right
- Amperage: 5.0



Item #

BO1534

BOSCH TOOLS
18 Gauge Nibbler

- Amperage: 3.2
- Unique cutting head design — For multiple types of corrugated steel
- Ejects chips downward away from operator and workpiece
- 3-Position head cuts forward, left and right



Item #

BO1529B

BOSCH TOOLS

Variable-Speed Palm Router Kit

Colt™

- 1.0 HP (Max. Tool Output) — 5.6 Amp Motor -35,000 RPM
- Rugged Aluminum Fixed Base — Durable, solid and precise
- Fast & Precise Depth Adjustment System
- Enhanced Bit Capacity — Fixed Base accepts bits up to 1-5/16" in diameter
- Offset Base with Spindle Lock — Allows routing near vertical surfaces
- Tilt Base with Detents at Key Angles — Allows routing at special angles and in hard-to-reach areas
- Straight Edge Guide — Guides router along edges of workpiece or up to 3-5/8" from edge



Item #

PR20EVSNN

BOSCH TOOLS
14.3 Amp Industrial Heat Gun
750° Max Temperature

- 14.3 AMPS
- Powerful blower gives the high air volume needed for industrial applications
- Air intake regulator allows variable temperature adjustment
- Insulated nozzle provides cool exterior temperature
- Integral stand allows benchtop use
- Temp Settings: 750°-1100° F



Item #

BO1942

BOSCH TOOLS
Heat Gun Kit
Programmable

- 4 Easily storable temperature and air-flow combinations provide one-button access to the exact settings needed for key applications
- Liquid Crystal Display - For precise setting of temperature and airflow
- 109 temperature settings - Precision temperature control with setting every 10° from 120° - 1200° F
- 10 blower air volume settings - Precision airflow control from 3.6 to 17.6 CFM (cubic feet per minute)
- Amperage: 13
- Temp. Settings: 120° - 1,200°F



Item #

BO1944LCDK



BOSCH TOOLS
**Right Angle
Drive Attachment**
SDS-Plus®



- For SDS Rotary Hammer
Models: 11224VSR, 11224VSR, 11225VSR/VSRH, 11250VSR
- Remove hammer side handle to attach
- Tool length increases by 2-3/4, but length is offset by less than the shank insertion depth into the bit holder
- Sales Pack Quantity: 1

Item #

BO1 618 580 000

BOSCH TOOLS
**Chuck
With Integral Shank**
SDS-Plus®



- For wood, metal and fastening
- Can be used in the hammer-only mode
- For all Bosch SDS-plus® Rotary Hammers

Item #

BO1 618 571 014



FEIN POWER TOOLS, INC.
MultiMaster Select Set



- 1 Fein Multimaster FMM 250 Q, variable speed and with QuickIN quick-action system
- 1 sanding pad
- 5 each of 60, 80, 120 and 180 grit sandpaper
- 1 universal E-CUT saw blade
- 1 rigid scraper blade
- 1 key and mounting bolts
- 1 Carbide-tipped segment saw blade
- 1 HSS segment saw blade

Item #

FNFM250QSELECT

FEIN POWER TOOLS, INC.

MultiMaster Top Set



- 1 Fein Multimaster FMM 250 Q, variable speed and with speed and with quick action system in a sturdy plastic case
- 1 Sanding pad
- 5 each of 60, 80, 120 and 180 grit sandpaper
- 1 Universal E-CUT saw blade
- 1 Rigid scraper blade
- 1 Key and mounting bolts
- 1 Carbide-tipped segment saw blade
- 1 HSS segment saw blade
- 1 Sanding pad, perforated
- 5 of each type of sanding sheet, grit 60, 80, 120 and 180, perforated
- 1 Dust extraction device
- 1 Carbide rasp, perforated
- 1 Profile sanding set

Item #

FNFM250QTOP

FEIN POWER TOOLS, INC.

Multimaster Start Q



- 1 FEIN MultiMaster FMM 250 Q
- 1 backing pad
- 5 each of 60, 80, 120 and 180 grit sandpaper
- 1 Universal E-Cut saw blade (type 148)
- 1 rigid scraper blade

Item #

FNFM250Q

FEIN POWER TOOLS, INC.

MultiMaster Start Set



- 1 Fein Multimaster FMM 250, variable speed
- 1 sanding pad
- 5 each of 60, 80, 120 and 180 grit sandpaper
- 1 universal E-CUT saw blade
- 1 rigid scraper blade
- 1 key and mounting bolts

Item #

FNFM250START

FEIN POWER TOOLS, INC.

Wet/Dry Dut Extractor



- Automatic on/off for connection of power tools up to 2,000 Watt maximum
- Suction Capacity: 116 cfm
- Static water lift: 90 in
- Capacity: 6 gal
- Includes: 16 ft vacuum hose (1-1/4 in dia.), 1 crevice tool, 1 round brush, 1 adapter, 5 micron filter cloth

Item #

FN9-20-24



FEIN POWER TOOLS, INC.

Wet/Dry Dust Extractor

- Automatic on/off for connection of power tools up to 2,000 Watt maximum
- Suction capacity: 116 cfm
- Static water lift: 90 in
- Capacity: 9 gal
- Includes: 16 ft vacuum hose (1-1/4 in dia.), 5 micron filter cloth



Item #

FN9-20-25

FEIN POWER TOOLS, INC.

Wet/Dry Clean-Up Kit

- Clean up kit for Turbo II vacuum
- Fits standard 1 1/4" hose
- Includes: 2 metal extension tubes, air reduction handle, upholstery nozzle, crevice tool, wet brush, floor brush with wheels, and an anti-foam filter for water pickup



Item #

FNDW1

FEIN POWER TOOLS, INC.

Hepa Filter Kit

- .3 micron HEPA filter for Fein vacuums
- Gives a true HEPA rating to the Fein vacuum when used in conjunction with a paper dust bag
- Mounts onto float valve cage on bottom of vacuum head
- Includes: Small particulate dust bag, HEPA filter, flange and screw



Item #

FNFBKHEPA

FEIN POWER TOOLS, INC.

MultiMaster E-Cut Saw Blades

Universal Narrow

- Saws wood up to 2", plastics, sheet metal up to 14 gauge copper or aluminum pipes and profiles, flush cut capable



Item # Size (in.) Qty./Pkg.

FN6-35-02-151-01-8 1 1/8 1

FEIN POWER TOOLS, INC.

MultiMaster E-Cut Saw Blades

Precision Narrow

- Highest cutting speed and precision with double-row Japanese toothing
- For wood up to 2", drywall and soft plastics, flush cut capable



Item # Size (in.) Qty./Pkg.

FN6-35-02-126-01-3 1 3/8 1

FEIN POWER TOOLS, INC.

MultiMaster Segment Cutting Blades

Convex

- For cutting rigid materials such as plastic, linoleum, rubber, cardboard, leather, woven wire cloth, looped fabric/carpet floor coverings, and much more



Item # Qty./Pkg.

FN6-39-03-205-01-5 1

FEIN POWER TOOLS, INC.

MultiMaster HSS Segment Saw Blade

- For plastics, fiberglass, wood, putty, non-ferrous metals and sheet steel up to approx. 19 gauge
- Ideal for working in corners



Item # Size (in.) Qty./Pkg.

FN6-35-02-106-01-5 3 1/8 1

FEIN POWER TOOLS, INC.

MultiMaster Diamond Saw Blade

- For cutting through, epoxy grout, marble and concrete truss joints
- Low dust generation, very high service life



Item # Size (in.)

FN6-35-02-105-01-2 2 1/2



FEIN POWER TOOLS, INC.

MultiMaster HSS Saw Blade

- Circular, recessed, flush cut capable
- For plastics, fiberglass, wood, putty, non-ferrous metals and sheet steel up to approx. 19 gauge, level with the surface



| Item # | Size (in.) | Qty./Pkg. |
|--------------------|------------------|-----------|
| FN6-35-02-144-01-4 | 3 $\frac{3}{16}$ | 1 |

FEIN POWER TOOLS, INC.

MultiMaster Segment Scraper Blades

Rigid

- For removing stubborn old paint, adhesive residues, carpeting, tile adhesive and undercoatings, caulking, and flush cut capable



| Item # | Qty./Pkg. |
|--------------------|-----------|
| FN6-39-03-178-01-7 | 1 |

FEIN POWER TOOLS, INC.

MultiMaster Segment Scraper Blades Flexible

- For removing silicone or acrylic caulking



| Item # | Qty./Pkg. |
|--------------------|-----------|
| FN6-39-03-165-01-3 | 2 |

FEIN POWER TOOLS, INC.

MultiMaster Carbide Rasp

- For coarse sanding, filler, tile adhesive, concrete, stone and wood
- Suitable for use without or without dust extraction



| Item # | Desc. | Qty./Pkg. |
|--------------------|--------------|-----------|
| FN6-37-31-001-01-4 | Triangular | 1 |
| FN6-37-31-002-01-7 | Finger Shape | 1 |

FEIN POWER TOOLS, INC.

MultiMaster Carbide Tipped Saw Blade

- For cutting out defective tile joints and for milling cracks in plaster, porous concrete and similar building materials
- Recessed, flush cut capable



| Item # | Desc. | Size (in.) |
|--------------------|------------------------|-----------------|
| FN6-35-02-118-01-6 | Standard Blade Segment | 2 $\frac{1}{2}$ |

FEIN POWER TOOLS, INC.

MultiMaster Sanding Sheets

- For universal application on practically all surfaces



| Item # | Grit | Qty./Pkg. |
|--------------------|------|-----------|
| FN6-37-17-082-04-9 | 60 | 5 |
| FN6-37-17-083-04-3 | 80 | 5 |
| FN6-37-17-085-04-5 | 120 | 5 |
| FN6-37-17-088-04-0 | 180 | 5 |
| FN6-37-17-090-04-6 | 240 | 5 |

FEIN POWER TOOLS, INC.

MultiMaster Sanding Sheets

Dust Extraction

- For sanding with dust extraction
- Universal application on practically all surfaces
- Corundum sanding grains, fully bonded with artificial resins guarantee high sanding capacity



| Item # | Grit | Qty./Pkg. |
|--------------------|------|-----------|
| FN6-37-17-108-04-7 | 40 | 5 |
| FN6-37-17-109-04-1 | 60 | 5 |
| FN6-37-17-110-04-3 | 80 | 5 |
| FN6-37-17-111-04-2 | 100 | 5 |
| FN6-37-17-112-04-5 | 120 | 5 |
| FN6-37-17-115-04-1 | 220 | 5 |
| FN6-37-17-116-04-4 | 240 | 5 |



FEIN POWER TOOLS, INC.
MultiMaster Sanding Sheet Set

- 4 sanding sheets of each grit 60/80/120/180



| Item # | Desc. |
|--------------------|-----------|
| FN6-37-17-227-01-0 | 16 Sheets |

FEIN POWER TOOLS, INC.
MultiMaster 4-1/2" Sanding Sheets 16 Packs

- Sanding sheets guarantee high quality results: dia. 4-1/2"
- Perforated for dust extraction, resin bonded for high material removal performance, hook and loop attachment



| Item # | Grit |
|--------------------|------|
| FN6-37-17-230-02-0 | 40 |
| FN6-37-17-227-02-0 | 60 |
| FN6-37-17-228-02-0 | 80 |
| FN6-37-17-229-01-0 | 120 |
| FN6-37-17-231-02-0 | 180 |
| FN6-37-17-232-01-0 | 240 |

FEIN POWER TOOLS, INC.
MultiMaster Sanding Sheet Sets Velcro

- For universal application on practically all surfaces
- Corundum sanding Grits and bonded artificial resins guarantee high sanding capacity
- 10 sheets per set, with H & L 60, 80, 120, 180, 240 grit



| Item # |
|--------------------|
| FN6-37-17-082-03-3 |

FEIN POWER TOOLS, INC.
MultiMaster Sanding Disc Sets

- 1 sanding disc, dia. 4-1/2"
- 6 sanding sheets (2 sheets of each grit 60/80/180)



| Item # |
|--------------------|
| FN6-38-06-195-02-0 |

FEIN POWER TOOLS, INC.
MultiMaster Sanding Pads



| Item # | Desc. | Qty./Pkg. |
|--------------------|-----------------|-----------|
| FN6-38-06-129-02-6 | Velcro | 2 |
| FN6-38-06-136-02-9 | Dust Extraction | 2 |

FEIN POWER TOOLS, INC.
MultiMaster Profi Wood Kit

- 1 each - E-Cut saw blade 126, E-CUT saw blade 127, E-Cut saw blade 151
- 1 sanding pad
- 5 sanding sheets Grit 60
- 5 sanding sheets Grit 120



| Item # |
|--------------------|
| FN6-39-03-167-40-2 |

FEIN POWER TOOLS, INC.
MultiMaster Minicut and File Set Sawing

- For cut-outs 3/8" and above
- 2 saw blades for wood and soft plastics
- 2 HSS saw blades for hard plastics, fiberglass and sheet steel up to 19 gauge
- 1 diamond file
- 1 carbide file



| Item # |
|--------------------|
| FN6-39-01-025-06-0 |

FEIN POWER TOOLS, INC.
MultiMaster Profi Floor Kit

- 1 each - E-Cut saw blade 127, E-CUT saw blade 133, E-Cut saw blade 134
- 1 carbide rasp
- 1 rigid scraper
- 1 segment blade convex



| Item # |
|--------------------|
| FN6-39-03-167-41-1 |



FEIN POWER TOOLS, INC.
**MultiMaster
Profile Sanding Set**

- Includes 1 holder and 6 different professional attachments
- 1 V-form for 90° angle
- 1 x trapezoidal for tongue and groove joints
- 1 for straight edges
- 1 x convex form (large), 1 x concave and 1 convex form (small)
- 5 sheets each 80, 120, 180 grit sandpaper



| Item # |
|--------------------|
| FN6-38-06-183-01-3 |



ROTOZIP
Standard Point Zip® Bits

- For basic drywall cut-outs

| Item # | Desc. | Diameter (in.) |
|--------|--------|----------------|
| RZZB8 | 8 Pack | 1/8 |



ROTOZIP
Guidepoint™ Zip® Bits

- For drywall cut-outs around outlet boxes and framing

| Item # | Desc. | Diameter (in.) |
|--------|--------|----------------|
| RZGP8 | 8 Pack | 1/8 |



ROTOZIP
Sabrecut™ Zip® Bits

- For a variety of materials from wood to fiberglass

| Item # | Desc. | Diameter (in.) |
|--------|--------|----------------|
| RZSC4 | 4 Pack | 1/8 |



ROTOZIP
Window & Door Zip® Bits

- For cutting window and door openings in drywall

| Item # | Desc. | Diameter (in.) |
|--------|--------|----------------|
| RZWD1 | 1 Pack | 1/4 |



ROTOZIP
Drywall XBITS™

- For faster, controlled drywall cut-outs from outlets to window/door openings

| Item # | Desc. |
|-----------|---------|
| RZXB-DW10 | 10 Pack |



ROTOZIP
Fiberock® Zip® Bits

- For Fiberock® panels

| Item # | Desc. | Diameter (in.) |
|--------|--------|----------------|
| RZFBR1 | 1 Pack | 1/4 |



ROTOZIP
Tilecut™ Zip® Bits

- For ceramic wall tile (only soft tile with glazing), cement board, stucco, and plaster

| Item # | Desc. | Diameter (in.) |
|--------|--------|----------------|
| RZTC1 | 1 Pack | 1/8 |



ROTOZIP
**ZipMate® Attachment
w/ Zip® Wheel
Rotozip®**

- Cuts up to 9/16" depth with ease
- Allows you to use wheels for cutting an even wider variety of materials: ceramic floor tile, stone, slate steel, iron, aluminum brick, cement, concrete, sandstone, and more
- Allows you to make intricate cuts in very hard materials without the hassle of a wet-saw



| Item # |
|------------|
| RZZM3-1100 |



ROTOZIP Grout Removal Attachment Kit

For use on wall, floor, and corner grout. Quick, easy, and efficient way to remove grout for replacing broken tiles or cleaning up grout.

- Includes: 1/4" Grout Removal Zip® Bit

Item #

RZRZ-GRK



ROTOZIP Replacement Collets and Nuts

Item # Desc.

| | |
|---------|--------------------|
| RZCT125 | 1/8" Collet & Nut |
| RZCT156 | 5/32" Collet & Nut |
| RZCT250 | 1/4" Collet & Nut |



ROTOZIP Spiral Saw System Rotosaw™

- 5.5 AMP, 30,000 RPM MagnaCore Motor offers best in class power to weight ratio
- Bump Switch quickly and conveniently powers the tool with one-hand
- Dual Grip Zones provide superior comfort and control in horizontal and vertical positions
- Serviceable Motor Brushes help extend tool life
- Includes: RotoSaw Spiral Saw, Drywall Guidepoint ZipBit, Multipurpose ZipBit, (3) Collets - 1/8-in, 5/32-in, 1/4-in

Item #

RZSS355-10



BOSCH TOOLS Dremel Electric Engraver

- 7,200 SPM
- Engraves metal, plastic, glass and wood
- Carbide tip

Item #

BO290-01



BOSCH TOOLS

Dremel Electric Engraver Kit

- 7,200 SPM
- Engraves metal, plastic, glass and wood
- Includes: Engraver, letter/number template, carbide engraving point

Item #

BO290-KIT



KETT TOOL COMPANY 18 Gauge Power Shear Double-Cut

- Variable-speed, double-cut shears feed quickly and quietly, without warping or bending your finished piece
- Easily follows a scribed line
- Swiping action of blades seals the edge of coated metals
- Shears cut C.R. mild steel up to 18 gauge in straight or contour lines at over 300 inches per minute, most grades of stainless and plastic or Formica up to 3/32" thick

Item #

KEKD-400



KETT TOOL COMPANY

Variable Speed Power Shear

- 5.0 Amps
- Cuts through 16 gauge C.R. mild steel & stainless to 18 ga.
- The steel shear head has close
- cutting heavy duty blades that quickly cut through sheet metal, spiral pipe, metal doors and metal studs

Item #

KEKD-442



www.edgecs.com



KETT TOOL COMPANY
**14/16 Gauge
Power Shear Kit
Pistol-Grip**

- 5.0 Amps
- KD-440 with 251-4 carrying case
- Cuts 14 gauge mild steel and most grades of stainless to 16 gauge
- Double-insulated, cuts at over 150 inches per minute
- Capacity Mild Steel/Stainless (ga.): 14/16
- Max RPM: 2500



Item #
KEKIT#340

KETT TOOL COMPANY
**18/20 Gauge
Power Shear Kit
Double-Cut**

- 5.0 Amps
- Double-cut shears feed quickly and quietly, without warping or bending your finished piece
- Easily follows a scribed line
- Capacity Mild Steel/Stainless (ga.): 18/20
- Max RPM: 2500
- Nibbler Attachment - cuts intricate curves in 18 gauge C.R. mild steel at 40 inches per minute, cuts straight, left or right with unique swivel punch and die assembly, can be locked in any 360 degree position & cuts a clean, even line at 3/16" wide



| Item # | Desc. |
|-----------|---|
| KEKIT#100 | KD-400 w/251-4 carrying case |
| KEKIT#210 | KD-400 shear, 1020 nibbler attachment and 251-4 carrying case |

KETT TOOL COMPANY
**Variable Speed
Power Shear Kit**

- 5.0 Amps
- KD-442 with 251-4 carrying case
- Variable speed shear easily cuts through 16 gauge C.R. mild steel and stainless to 18 gauge
- The steel shear head has close cutting heavy duty blades that quickly cut through sheet metal, spiral pipe, metal doors and metal studs



Item #
KEKIT#342

KETT TOOL COMPANY
Fiber Cement Power Shear

- Designed to cut cement board up to 1/2" thick
- Variable cutting speeds up to 2500 RPM
- A-2 tool steel blades far outlast any other cutting method



Item #
KEKD-1493

KETT TOOL COMPANY
**18 Gauge
Pneumatic Shear
Double-Cut**

- Double-cutting action of the P-500, cleanly cuts 18 gauge and lighter C.R. mild steel without distortion
- Variable speed trigger lets you control speed from 0 to 2200 RPM's
- Ideal for the tinner, roofer and auto body shop



Item #
KEP-500

KETT TOOL COMPANY
Shear Head

14 Gauge

- 14 gauge steel shear head - used on KD-440, P-540, P-1040 and discontinued E-140 and KC-140 shears



Item #
PKE40-20

KETT TOOL COMPANY
Shear Head

16 Gauge

- 16 gauge aluminum shear head - used on KD-242, KD-442, P-542, P-1042 and discontinued K-242 and K-442 shears



Item #
PKE42-20



KETT TOOL COMPANY

Shear Head 18 Gauge

- 18 gauge shear head - used on KD-200, P-500, P-1060 and discontinued B-100, K-100 and K-200 shears



Item #

PKE60-20

KETT TOOL COMPANY

Shear Head

5/8" Capacity

- 5/8" capacity steel shear head
- For cutting fiber-cement



Item #

PKE95-20

KETT TOOL COMPANY

Scissors Shear Head

- 24 gauge steel scissors shear head
- Used on KD-441, P-541, P-1041 and discontinued E-141 and KC-141 shears



| Item # | Desc. |
|----------|-----------------------|
| PKE41-20 | Shear Head |
| PKE41-21 | Center Scissors Blade |
| PKE41-22 | Side Knife |

KETT TOOL COMPANY

Power Shear Replacement Blades



| Item # | Desc. |
|------------|--------------------------|
| PKE40-21 | 1 1/16 GA Shears, Center |
| PKE60-21 | 18 GA Shears, Center |
| PKE60-22L | Side Knife Left |
| PKE60-22R | Side Knife Right |
| PKEKIT#102 | 18 GA Blade Kit (KD-200) |
| PKEKIT#106 | 1 1/16 GA Blade Kit |

KETT TOOL COMPANY

Blade Kit Heavy User



- Heavy user blade kit includes: 1 ea. 60-22R, 60-22L, 60-24, 60-25; 2 ea. 60-21, 60-27; 3 ea. 60-28

Item #

PKEKIT#101

KETT TOOL COMPANY

Fiber Cement Power Shear Replacement Blades

- Replacement blades for 1/2" fiber-cement shear



| Item # | Desc. |
|------------|--------------------------|
| PKE92-21 | Center Blade |
| PKE92-22 | Side Knife |
| PKEKIT#109 | (1) 92-21 and (2) 92-22. |

KETT TOOL COMPANY

18 Gauge C.R. Mild Steel Nibbler Attachment

- Cuts intricate curves in 18 gauge C.R. mild steel at 40 inches per minute, cuts straight, left or right with unique swivel punch and die assembly, can be locked in any 360 degree position and cuts a clean, even line at 3/16" wide



Item #

KE1020

KETT TOOL COMPANY

Panel/Cable Saw

- Slits thin-walled metal-clad cable to aid in stripping and can be used on either aluminum or steel armored cable
- Cast aluminum saw head features a positive depth-stop that lets you set the saw blade to just penetrate the sheath, protecting the insulated wires from damage
- Variable-speed saw also cuts panels, plastic and other rigid materials up to 1/4" thick; aluminum up to 1/8"; and C.R. mild steel to 16 gauge and lighter
- 2500 RPM, 5 amp variable speed, electric motor




Item #

KEKS-426



KETT TOOL COMPANY
Kett Saws Blades

| Item # | Desc. |
|----------|--------|
| KE157-24 | 1½X44T |
| KE157-26 | 1½X60T |
| KE157-54 | 2"X44T |
| KE157-56 | 2"X60T |
| KE157-58 | 2"X80T |



METABO CORPORATION
6" Angle Grinder
Electric - 1400 Watt

- 12.2 Amps
- High-powered angle grinder with extra high cooling capacity for fast work progress even under the toughest operating conditions
- Includes Metabo dust-protection technology for an extremely long device service life
- Metabo S-automatic torque limiting clutch
- Metabo "Quick" tool quick change



| Item # | Rated Load Speed | Spindle Thrd. Size |
|----------------|------------------|--------------------|
| MTW14-150QUICK | 9000 /min | 5/8" - 11 UNC |

METABO CORPORATION
4-1/2" Angle Grinder
Electric - 800 Watt

- 8.0 Amps
- High-powered angle grinder with extra high cooling capacity for fast work progress even under the toughest operating conditions
- Includes Metabo dust-protection technology for an extremely long device service life
- Metabo S-automatic torque limiting clutch



| Item # | Rated Load Speed | Spindle Thrd. Size |
|----------|------------------|--------------------|
| MTW8-115 | 10000/min | 5/8" - 11 |

Safety first! Use the proper safety equipment when using power tools

METABO CORPORATION
6" Angle Grinder
Electric - 1400 Watt

- 12.2 Amps
- Robust Metabo Marathon motor
- Spindle lock
- Rotating main handle without tools
- Additional VibraTech handle for vibration damping
- Adjustment of protective cover without tools
- Safety switch: lock against unintentional start
- Especially high torque



| Item # | Rated Load Speed | Spindle Thrd. Size |
|---------------|------------------|--------------------|
| MTW14-150ERGO | 7300/min | 5/8" - 11 UNC |

METABO CORPORATION
Type 1 "Slicer-Plus"
Hugh Performance Grinding Wheels

Spec: A 60 TX----Coated Aluminum oxide formulated to provide very long life and very aggressive cool cutting action on all metals.



| Item # | Size (dia. x thickness x arbor size) | Spec. | Application | Max. RPM |
|-------------|--------------------------------------|---------|-----------------------|----------|
| MT655996000 | 4 x .045 x 5/8 | A 60 TX | Steel/Stainless Steel | 15,000 |
| MT655997000 | 4½ x .045 x 7/8 | A 60 TX | Steel/Stainless Steel | 15,000 |
| MT655993000 | 5 x .045 x 7/8 | A 60 TX | Steel/Stainless Steel | 12,225 |
| MT655998000 | 6 x .045 x 7/8 | A 60 TX | Steel/Stainless Steel | 10,185 |



M K MORSE
14" Metal Cutting Chop Saw
Metal Devil®

- 0° - 45° mitering vise
- Plexiglass safety shield
- Chip collection chamber
- Retractable blade guard
- Voltage : 120.00 V
- Amps : 15.00 A
- Includes: Wrenches, Safety Goggles, Ear Plugs, Blade



| Item # | Diameter (in.) | Arbor (in.) | Desc. | RPM |
|----------|----------------|-------------|--------------|------|
| MKCSM14B | 14 | 1 | 14" Chop Saw | 1300 |



M K MORSE
9" Metal Cutting Circular Saw
Metal Devil®

- 1800 Watts/120V/60Hz/15Amp
- No-load Speed: 2500 RPM
- Blade Diameter: 9"
- Arbor Hole: 1"

Cutting Capabilities:

- Maximum Cutting Reach: 3-1/4"
- Maximum Thickness of Cut (Mild Steel): 3/8"
- Bevel Cut: 0-45°

Features:

- 0°-45° beveling
- Chip collection chamber
- Retractable blade guard
- Durable Carrying case



Item #

MKCSM9MB

M K MORSE
7" Metal Cutting Circular Saw
Metal Devil®

- 1080 Watts/120V/60Hz/9Amp
- No-Load Speed: 3500 RPM
- Blade Diameter: 7"
- Arbor Hole: 20mm

Cutting Capabilities:

- Maximum Cutting Reach: 2.36"
- Maximum Thickness Cut (Mild Steel): 1/4"

Features:

- External overload switch
- Chip Collection Chamber
- Retractable blade guard
- Durable Carrying case



Item #

MKCSM7MB

M K MORSE
Circular Saw Blades

Metal Cutting
Metal Devil®

- Hardened steel plate for durability
- Cut Cool. Cutting tips do not transfer heat to inner plate so you can pick up parts immediately after cutting
- Cutting tips are a unique combination of tungsten carbide and titanium carbide
- 5/8 KO fits both diamond and circular arbors



| Item # | Blade Diameter (in.) | Number of Teeth | Arbor (in.) | Applications | Max RPM |
|---------------|----------------------|-----------------|-------------|-----------------|---------|
| MKCSM53850AC | 5 3/8 (137mm) | 50 | 5/8 | Aluminum | 4200 |
| MKCSM1260NSC | 12 | 60 | 1 | Steel | 2000 |
| MKCSM1280AC | 12 | 80 | 1 | Aluminum | 3800 |
| MKCSM1280TSC | 12 | 80 | 1 | Thin Steel | 2000 |
| MKCSM1466NSC | 14 | 66 | 1 | Steel | 1800 |
| MKCSM1480AC | 14 | 80 | 1 | Aluminum | 3800 |
| MKCSM1490SSC | 14 | 90 | 1 | Stainless Steel | 1800 |
| MKCSM1490TSC | 14 | 90 | 1 | Thin Steel | 1800 |
| MKCSM53832NSC | 5 3/8 | 32 | 20mm | Steel | 4200 |
| MKCSM53850TSC | 5 3/8 | 50 | 3/8 and 1/2 | Thin Steel | 4200 |
| MKCSM65040NSC | 6 1/2 | 40 | 5/8 | Steel | 4200 |
| MKCSM65048TSC | 6 1/2 | 48 | 5/8 | Thin Steel | 4200 |
| MKCSM72540SC | 7 1/4 | 40 | 5/8 KO | Steel | 5800 |
| MKCSM72548NSC | 7 1/4 | 48 | 5/8 KO | Steel | 5800 |
| MKCSM72560AC | 7 1/4 | 60 | 5/8 KO | Aluminum | 5800 |
| MKCSM72568TSC | 7 1/4 | 68 | 5/8 KO | Thin Steel | 5800 |
| MKCSM1080AC | 10 | 80 | 5/8 KO | Aluminum | 5500 |



WMH TOOL GROUP
9"

Horizontal Bandsaw

JET

- Large handwheel and built-in gauge for easy blade tensioning
- Coolant is distributed through the blade guides
- Blade guides feature parallel double row ball bearing support
- Blade brush is built-in and self-propelled
- Quick-positioning vise with fully adjustable jaws swivels to 45°
- Removable chip tray for quick clean-up
- Blade is fully guarded regardless of blade guide position
- Fully adjustable hydraulic downfeed with separate on/off valve
- Automatic shut-off after cut
- Carbide blade guides with rollers
- Coolant system
- 4/6VT Bi-metal blade
- Adjustable material stop

Specifications:

- Round Capacity @ 90°: 9 in.
- Round Capacity @ 45°: 9 in.
- Rectangle Capacity @ 90°: 2 in. x 16 in. - 9 in. x 14 in.
- Rectangle Capacity @ 45°: 9 in. x 6-1/8 in.
- Blade Speeds (SFPM): 82, 132, 170, 235

Item #

JEHBS-916W



WMH TOOL GROUP
7" X 12"

Horizontal/Vertical Bandsaw

JET

- UL listed motor
- Heavy cast iron bow and bed
- Hydraulic downfeed for ease of cut
- Hardened and ground worm gear
- Roller cabinet with built-in chip tray
- Automatic shut-off after cut

Standard Equipment:

- Vertical worktable
- Coolant system
- 3/4" Bi-metal blade
- Adjustable material stop
- Chip brush

Specifications:

- Round Capacity @ 90°: 7 in.
- Round Capacity @ 45°: 4-1/2 in.
- Rectangle Capacity @ 90°: 2 in. x 12 in. - 7 in. x 8-1/2 in.
- Rectangle Capacity @ 45°: 7 in. x 5 in.
- Blade Speeds (SFPM): 80, 130, 180, 285

Item #

JEHVBS-7MW



WMH TOOL GROUP

20" Floor Drill Press

JET

- Hinged metal belt and pulley cover coupled with quick adjustment motor mount allow rapid changing of spindle speeds
- Rotating, 45° tilting, crank-operated worktable with quick release clamp
- On/off switch located on front of the drill press head
- A 1/2" diameter external positive depth stop with three nut locking feature for quick adjustment
- Adjustable tension spindle return spring
- Spindle is supported by high quality ball bearings
- Built-in work lamp on all models, bulb not included
- Drill chuck and key included

Specifications:

- Drilling Capacity: 1 in.
- Chuck Size: 3/4 in.
- Spindle Travel: 4-5/8 in.
- Spindle Distance to Base: 46-3/4 in.
- Spindle Distance to Table (max/min): 18-5/8 in. / 16-1/8 in.
- Number of Spindle Speeds: 12
- Range of Spindle Speeds (RPM): 150-4,200
- Motor: 1-1/2 HP

Item #

JEJPD-20MF



C.S. UNITEC, INC.

Portable Electric Hacksaw

- Ideal for cutting of pipe, structural steel, tanks and other materials
- Compact size, ideal for cutting in confined spaces
- 2-3/8" blade stroke
- Pipe clamps for 90° cutting of up to 24" OD pipe
- Profile clamps for structural steel
- Optional blade guide to ensure right-angle cuts

| Item # | Desc. | Amps/Volts | Strokes Per Min |
|---------------|----------------------------|------------|-----------------|
| UC5-1215-0070 | 1.5 HP, w/trigger throttle | 11/110 | 200-400 |



C.S. UNITEC, INC.

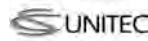
Portable Electric Bandsaws

- Capacity: 7"
- 5.8 Amps
- Ideal for plumbing and mechanical contractors, as well as demolition and plant maintenance
- Heavy-duty variable-speed motors operate on 110VAC
- With stainless steel housing and planetary gearbox cut up to 7" OD
- Fast on-site cutting
- Speed: 100-245 RPM

Item #

UC5-6047-0010





C.S. UNITEC, INC.

Pneumatic Cutoff Saw

- Hand-held 14" saw cuts concrete, asphalt, masonry, steel
- Wet or dry cutting
- Low maintenance - no belts, pistons, fuel lines or carburetors
- Accept diamond or abrasive blades
- Adjustable blade guard with built-in water connection
- In-line oiler for motor lubrication
- 1" arbor size, 1/2" NPT air connection



| Item # | Power HP | Max Depth of Cut (in.) | Max. Blade Cap. (in.) | CFM @ 100 psi |
|-----------|----------|------------------------|-----------------------|---------------|
| UCCSH-100 | 5 | 4 | 14 | 90 |

C.S. UNITEC, INC.

Portable Magnetic Drill

- Drills up to 2" diameter holes with annular cutters, 7/8" diameter twist drill capacity
- Strong 10.5 Amp motor and two-speed gearbox
- HD dual-coil magnet has holding strength of 3750 lbs.
- Easy "twist and lock" keyless arbor for cutters
- Compact height of 16-1/2" allows drilling in small spaces



| Item # | Power | Speed | Arbor Bore (in.) |
|----------|-----------------------|-------------------------------------|------------------|
| UCECO-50 | 10.5 Amp/ 110 Volt | Gear 1: 250 RPM, Gear 2: 450 RPM | 3/4 |

C.S. UNITEC, INC.

Pneumatic Rotary Hammer

- Uses SDS-Max Shank Drill Bits
- Holes up to 1" diameter with solid carbide tipped bits
- Up to 3" diameter with carbide core bits
- Fast impact drilling of anchor holes and thru holes for concrete and masonry
- Safer than electric in hazardous atmospheres and wet environments
- Designed for use in refineries, chemical plants, utilities, construction and heavy industry



| Item # | Speed RPM | BPM | Power/Consumption @ 90 PSI | Connection (in.) |
|---------------|-----------|--------|----------------------------|------------------|
| UC2-2414-0010 | 0-625 | 0-3000 | 0.7 HP/21 CFM | 1/2 I.D. |

C.S. UNITEC, INC.

Heavy-Duty Concrete Grinder With Dust Extraction

- Remove paint, epoxy, glue and other hard coatings
- Clean concrete before applying new paint or coatings
- Long power tool life due to the new motor arrangement
- Grinds into corners and edges because of removable front dust guard
- Efficient dust exhaust outlet



| Item # | Dia. (in.) | Speed | Power Consumption |
|-------------|------------|------------|---------------------|
| UCEBS-125-D | 5 | 10,000 RPM | 14 Amps/ 1500 Watts |



HOUGEN MFG., INC.

Ultra Low Profile Magnetic Drill

- Ultra Low Profile - fits in the tightest of spots. Only 6-11/16" height
- Uses RotaLoc™ cutters which require no tools for installation or removal
- Positive slug ejection
- High torque gearing
- Feed handles lock for easy maneuverability
- Ratchet or wrench can be used in place of handles
- Rear mounted controls



| Item # | Dia. (Min/Max) | Depth (in.) | Motor | Speed |
|----------|----------------|-------------|-------|---------|
| HGHMD115 | 1/2" - 1 1/8" | 3/4" | 8A | 450 RPM |

HOUGEN MFG., INC.

Low Profile Magnetic Drill

- Uses RotaLoc Plus™ cutters which require no tools for installation or removal
- Positive slug ejection
- High torque gearing
- Lift detector safety system
- Feed handle switches easily from side to side
- Ratchet or wrench can be used in place of feed handle
- Rear mounted controls



| Item # | Dia. (Min/Max) | Depth (in.) | Motor | Speed |
|----------|----------------|-------------|-------|---------|
| HGHMD150 | 7/16" - 1 3/8" | 1 | 8A | 450 RPM |



HOUGEN MFG., INC.
Portable Magnetic Drills

- Positive slug ejection
- Feed handles quickly change from side to side
- Lift detector safety system
- Rear mounted controls
- Gravity fed coolant system
- Swivel Base adds even greater versatility
- Great for horizontal, overhead, tight areas, and getting out over another piece of steel

| Item # | Dia. (Min/Max) | Depth (Max) | Motor | Speed | Arbor |
|-----------|-----------------------------------|-------------|--------------|---------|----------------|
| HGHMD904C | 7/16" to 1 1/2" | 2" | 8A (115V) | 450 RPM | Spring ejected |
| HGHMD925 | 7/16" to 1 1/2" (1 1/4" Pwr. Fd.) | 2" | 8A (115V) | 450 RPM | Spring |
| HGHMD914 | 7/16" to 2 1/16" | 3"10.5A | 11.2A (115V) | 350 RPM | Spring |

1/2" **Low Buck Chuck with Key**
HG10731



HOUGEN MFG., INC.
Multi-Speed Portable Magnetic Drills

HMD 505 Features:

- Two speed gear box - 250 & 450 RPM
- Positive slug ejection
- Two stage magnet. Engages full power when motor is turned on
- Feed handles quickly change from side to side
- Lift detector safety system
- Rear mounted controls
- Coolant bottle included
- Optional pressurized coolant system available

HMD915 Features:

- Interchangeable gears for up to five speeds (120/332 RPM included), (100, 120, 200, 332 and 400 RPM available)
- Uses Rotabroach "42/43,000-Series" Cutters
- Can use "12,000-Series" Cutters with adapter (Included) - (Part No. 40040)
- Positive slug ejection
- Feed handles quickly change from side to side
- Coolant bottle included
- More holding power with impactor points
- Lift detector safety system
- Chip breaker

| Item # | Dia. (Min/Max) | Depth (in.) | Motor |
|----------|----------------|-------------|-------|
| HGHMD505 | 7/16" - 2 3/8" | 3 | 14A |
| HGHMD915 | 3/4" - 3 1/16" | 3 | 10A |



HOUGEN MFG., INC.
Electro Hydraulic Hole Punch
Punch-Pro™

This heavy-duty model is built for punching up to 7/8" diameter holes in materials up to 3/8" thick. The addition of eyebolts on both sides of the unit allows for easy attachment of a lift assist or a counter-balancer for improved ergonomics. Its 3-15/16" throat depth adds to its versatility covering a wide range of work pieces. Easily confirm the hole position with the jog down feature. Punch automatically returns to the starting position after the punching cycle is complete. Work stand, foot switch, 13/16" punch & (2) dies and tool kit are included

| Item # | Pressure (Tons) | Approximate Punching Speed | Maximum Hole Size - Round | Maximum Hole Size - Oblong | Motor |
|---------|-----------------|----------------------------|---------------------------|----------------------------|--------|
| HG75005 | 27.5 | 3 seconds | 7/8" | 1 1/16" x 1 3/16" | 12.2 A |





HOUGEN MFG., INC.
Annular Cutters
Rotabroach®

- Made of hardened high speed tool steel
- Require less horsepower and thrust to cut, and last much longer than traditional hole-making methods
- 3/4" diameter double-flatted shank Cutters are resharpenable
- Made in the USA



| Item # | Dia (in.) | Decimal Equivalent |
|--------|-----------|--------------------|
|--------|-----------|--------------------|

1" Depth of Cut

| | | |
|---------|---------|--------|
| HG12114 | 7/16 | .4375 |
| HG12116 | 1/2 | .5000 |
| HG12118 | 9/16 | .5625 |
| HG12120 | 5/8 | .6250 |
| HG12122 | 11/16 | .6875 |
| HG12124 | 3/4 | .7500 |
| HG12126 | 13/16 | .8125 |
| HG12128 | 7/8 | .8750 |
| HG12130 | 15/16 | .9375 |
| HG12132 | 1 | 1.0000 |
| HG12134 | 1 1/16 | 1.0625 |
| HG12136 | 1 1/8 | 1.1250 |
| HG12138 | 1 3/16 | 1.1875 |
| HG12140 | 1 1/4 | 1.2500 |
| HG12142 | 1 5/16 | 1.3125 |
| HG12144 | 1 3/8 | 1.3750 |
| HG12146 | 1 7/16 | 1.4375 |
| HG12148 | 1 1/2 | 1.5000 |
| HG12150 | 1 9/16 | 1.5625 |
| HG12152 | 1 5/8 | 1.6250 |
| HG12154 | 1 11/16 | 1.6875 |
| HG12156 | 1 3/4 | 1.7500 |
| HG12158 | 1 13/16 | 1.8125 |
| HG12160 | 1 7/8 | 1.8750 |
| HG12162 | 1 15/16 | 1.9375 |
| HG12164 | 2 | 2.0000 |

2" Depth of Cut

| | | |
|---------|--------|--------|
| HG12214 | 7/16 | .4375 |
| HG12216 | 1/2 | .5000 |
| HG12218 | 9/16 | .5625 |
| HG12220 | 5/8 | .6250 |
| HG12222 | 11/16 | .6875 |
| HG12224 | 3/4 | .7500 |
| HG12226 | 13/16 | .8125 |
| HG12228 | 7/8 | .8750 |
| HG12230 | 15/16 | .9375 |
| HG12232 | 1 | 1.0000 |
| HG12234 | 1 1/16 | 1.0625 |
| HG12236 | 1 1/8 | 1.1250 |

| Item # | Dia (in.) | Decimal Equivalent |
|--------|-----------|--------------------|
|--------|-----------|--------------------|

| | | |
|---------|---------|--------|
| HG12238 | 1 3/16 | 1.1875 |
| HG12240 | 1 1/4 | 1.2500 |
| HG12242 | 1 5/16 | 1.3125 |
| HG12244 | 1 3/8 | 1.3750 |
| HG12246 | 1 7/16 | 1.4375 |
| HG12248 | 1 1/2 | 1.5000 |
| HG12250 | 1 9/16 | 1.5625 |
| HG12252 | 1 5/8 | 1.6250 |
| HG12254 | 1 11/16 | 1.6875 |
| HG12256 | 1 3/4 | 1.7500 |
| HG12258 | 1 13/16 | 1.8125 |
| HG12260 | 1 7/8 | 1.8750 |
| HG12262 | 1 15/16 | 1.9375 |
| HG12264 | 2 | 2.0000 |
| HG12266 | 2 1/16 | 2.0625 |
| HG12268 | 2 1/8 | 2.1250 |
| HG12270 | 2 3/16 | 2.1875 |
| HG12272 | 2 1/4 | 2.2500 |
| HG12274 | 2 5/16 | 2.3125 |
| HG12276 | 2 3/8 | 2.3750 |

3" Depth of Cut

| | | |
|-----------|---------|--------|
| HG3-12224 | 3/4 | .7500 |
| HG3-12226 | 13/16 | .8125 |
| HG3-12228 | 7/8 | .8750 |
| HG3-12230 | 15/16 | .9375 |
| HG3-12232 | 1 | 1.0000 |
| HG3-12234 | 1 1/16 | 1.0625 |
| HG3-12236 | 1 1/8 | 1.1250 |
| HG3-12238 | 1 3/16 | 1.1875 |
| HG3-12240 | 1 1/4 | 1.2500 |
| HG3-12242 | 1 5/16 | 1.3125 |
| HG3-12244 | 1 3/8 | 1.3750 |
| HG3-12246 | 1 7/16 | 1.4375 |
| HG3-12248 | 1 1/2 | 1.5000 |
| HG3-12250 | 1 9/16 | 1.5625 |
| HG3-12252 | 1 5/8 | 1.6250 |
| HG3-12254 | 1 11/16 | 1.6875 |
| HG3-12256 | 1 3/4 | 1.7500 |
| HG3-12258 | 1 13/16 | 1.8125 |
| HG3-12260 | 1 7/8 | 1.8750 |
| HG3-12262 | 1 15/16 | 1.9375 |
| HG3-12264 | 2 | 2.0000 |
| HG3-12266 | 2 1/16 | 2.0625 |
| HG3-12268 | 2 1/8 | 2.1250 |
| HG3-12270 | 2 3/16 | 2.1875 |
| HG3-12272 | 2 1/4 | 2.2500 |
| HG3-12274 | 2 5/16 | 2.3125 |
| HG3-12276 | 2 3/8 | 2.3750 |



HOUGEN MFG., INC.
Annular Cutter
Pilot Bits
Rotabroach®



- Helps to locate the holes center point
- Initiates coolant flow to the center of the tool
- Ejects the slug at the end of the cut

| Item # | Depth of Cut (in.) | Used For Cutter Size |
|---------|--------------------|----------------------|
| HG10531 | 1 | 7/16" |
| HG10533 | 1 | 1/2" - 11/16" |
| HG10527 | 1 | 3/4" - 23/8" |
| HG10532 | 2 | 7/16" |
| HG10534 | 2 | 1/2" - 11/16" |
| HG10528 | 2 | 3/4" - 23/8" |
| HG24131 | 3 | 3/4" - 23/8" |



10 Gallon Dust Extractor
with Automatic Filter
Clean
DeWalt



- Automatic Filter Clean pulses every 30 seconds for continuous operations without stopping to clean filter
- Powerful 15 Amp motor delivers 140 CFM of airflow for maximum suction
- Meets the EPA Lead Related Renovations, Repair and Painting (RRP) Rule for Hepa Vacuum only when DWV9320 Filter is used (Filter included with unit)
- Power Tool Actuation controls the On/Off operations of the vacuum with a power tool
- Variable Suction controls vacuum's power consumption and amount of suction
- Telescoping handle for easy transport
- Universal hose connector provides a robust connection with swivel capability
- Lightweight and portable weighing in at only 33.5 lbs
- Heavy duty wheels and locking casters provide jobsite durability
- Multiple lift and tie down points to secure vac to scaffolding or during transportation
- Simple one switch operation to select tool actuation or vac only
- Unit comes fully assembled
- Can be used with wet or dry applications

Item #
DTDWV012

12 Gallon
Dust Extractor
with VCS
DeWalt



Specifications:

- Tank Size: 12 gal.
- Amps: 9 Amps
- Max. CFM: 129 CFM
- Water Lift: 83"
- Automatic Filter Clear
- Decibel: 70 dBA
- Variable-Speed Dial
- Power Cord: 21 ft.
- Hose Diameter: 1-1/4"
- Hose Length: 14'

Item #
DTD27904

10 Gallon
Dust Extractor Vacuum
DeWalt



Specifications:

- Tank Size: 10 gal.
- Amps: 9 Amps
- Max. CFM: 129 CFM
- Water Lift: 83"
- Decibel: 70 dBA
- Variable-Speed Dial
- Power Cord: 21 ft.
- Hose Diameter: 1-1/4"
- Hose Length: 14'

Item #
DTD27905

Dust Extractor 5 Piece
Accessory Kit
DeWalt



- Enables you to get full use out of your DeWalt® Dust Extractor Vacuum
- Includes floor squeegee, crevice tool, 2 extension wands, curved wand and an accessory bag

Item #
DTD279059



Paper Filter Bag

For DTD27904
DeWalt

Item #
DTD279042



Fleece Filter Bag

For DTD27904
DeWalt

Item #
DTD279042F



Paper Filter Bag

For DTD27905
DeWalt

Item #
DTD279052



Fleece Filter Bag

For DTD27905
DeWalt

Item #
DTD279052F



FEIN POWER TOOLS, INC.

Turbo III Vacuum

Turbo III has a hefty 15 gallon capacity and even more power for the big jobs. It comes with a 2-1/4" hose and doubles as a clean and efficient workshop dust collector.

A wide variety of accessories are available for all Fein dust extractors.

Specifications:

- Auto start
- Variable suction
- Voltage: 120 V
- Static water lift: 99"
- Air flow: 126 cfm
- Hose length: 10 ft.
- Hose diameter: 2-1/4"
- Capacity dry: 15 gal.
- Capacity wet: 12 gal.



Item #
FN9-20-26



NILFISK

Hepa Vacuum Attix 50

- Push and clean with filter cleaning button
- Washable pet fleece filter
- 12 gallon container
- Included Accessories: Hose, curved wand, 2 pc. extension tube, floor nozzle, crevice nozzle, brush nozzle, universal nozzle



Item #
NK900131

NILFISK

Filter Bags

- Filter bag for Attix 8 and 12
- Pack of 5



Item #
NK302001492



DUSTLESS TECHNOLOGIES

Dustless Vacuum Cleaners Wet/Dry and HEPA

- Powerful 23,000 RPM 11.5 amp electric motor
- 16 gallon capacity
- High impact tank for years of trouble free use
- Patented filter system provides three layers of filtration
- Optional micro pre-filter captures down to .5 microns
- Clean filters without opening canister
- Filters may be cleaned without removing the lid
- No need to change the filter when switching from a dry to wet (the filters never get wet)
- Primary and secondary filters are machine washable synthetic fabric



| Item # | Desc. |
|---------|---------------|
| DL16003 | Wet/Dry Model |
| DL16006 | HEPA Model |

Accessories

| | |
|---------|----------------------|
| DL13001 | W/D Filter Package |
| DL13151 | Micro Pre-Filter Bag |
| DL13201 | HEPA Filter |



SHOP VAC CORP.

Wet/Dry Ultra Pump Vacuums

- Cord Length: 18 Ft.
- Operation Sound Level: Super/Extra Quiet
- Hose Size: 2.5" Diameter (1.25" & 2.5" for 960-97-10)
- Tank Drain
- Lock-on Hose
- Blower Feature
- Onboard Accessory Storage
- Built In Water Pump
- Includes: 2-1/2" Dia. X 8' Lock-On hose, (2) 2-1/2" extension wands, 14" floor nozzle, 8" utility nozzle, crevice tool, concentrator nozzle, elbow grip, foam sleeve, cartridge filter & disposable filter bag



| Item # | Capacity (Gal.) | Peak H.P. | CFM |
|-------------|-----------------|-----------|-----|
| SH960-14-00 | 14 | 5.5 | 190 |
| SH960-97-10 | 18 | 6.5 | 200 |

SHOP VAC CORP.

Wet/Dry Vacuum

- Stainless steel tank
- Easy reach switch
- Convenient side carrying handles
- Super-quiet motor
- Up to 6.5 peak HP bypass motor
- Oversize on board tool storage
- Tank drain
- High quality cartridge filter for wet or dry pickup
- Heavy duty 2-1/2" hose and tools
- High quality drywall collection bag for fine dust pick up
- Included Accessories: 6'x2-1/2" heavy-duty hose; 2 - 2-1/2" extension wands; 8" utility nozzle; 14" floor nozzle with squeegee; crevice tool; high quality cartridge filter, and drywall filter bag



| Item # | Capacity (Gal.) | Peak H.P. | CFM |
|----------|-----------------|-----------|-----|
| SH925-45 | 10 | 6.5 | 175 |

SHOP VAC CORP.

Wet/Dry Vacuum

- Poly tank
- On-board cord wrap
- 18' power cord
- Easy reach switch
- Large top carrying handle
- Convenient side carrying handles
- Super-quiet motor
- Oversize on board tool storage
- Tank drain
- High quality cartridge filter for wet or dry pickup
- Heavy duty 2-1/2" hose and tools
- High quality drywall collection bag for fine dust pick up
- Easy roll caster system
- Anti tip design
- No changing messy filters
- No blow through when picking up drywall dust
- Included Accessories: 6'x2-1/2" heavy-duty hose; 2 - 2-1/2" extension wands; 8" utility nozzle; 14" floor nozzle with squeegee; crevice tool; high quality cartridge filter, and drywall filter bag



| Item # | Capacity (Gal.) | Peak H.P. | CFM |
|----------|-----------------|-----------|-----|
| SH925-40 | 10 | 4.0 | 130 |
| SH925-41 | 12 | 5.0 | 165 |
| SH925-42 | 16 | 6.25 | 170 |

SHOP VAC CORP.

Cartridge Filter for Wet/Dry Pickup

- Fits full size vacs
- Approximate size of cartridge: 8" diameter and 6.5" high
- For small, dry debris and wet materials



| Item # |
|------------|
| SH903-04-7 |

shop-vac
THE ORIGINAL HEAVY DUTY VAC

SHOP VAC CORP.

HEPA Cartridge Filter

- For High Efficiency Particulate Air filtration that's 99.97% efficient down to 0.3 microns
- Use for dry pickup only
- Foam sleeve protects filter from being damaged by larger debris
- Approximate size of cartridge: 8" diameter and 6.5" high



Item #

SH903-34-00

SHOP VAC CORP.

Foam Sleeve for Vacuums

- Use the foam sleeve for picking up wet messes when used alone
- The foam sleeve is also required when using reusable disc style filters
- Approximate size of sleeve: 8" diameter and 6.5" high



Item #

SH905-85-00

SHOP VAC CORP.

Super Performance Dacron® Cloth Filter

- Must be used in combination with a 905-85 foam sleeve
- Made from durable Dacron® material, this cloth filter can be washed and reused to help save you both time and money
- Perfect for pick-up of larger debris and dry material



Item #

SH901-15-7

SHOP VAC CORP.

Reusable Disc Filters with Mounting Ring

- Must be used in combination with a 905-85 foam sleeve
- Just wash and reuse, again and again
- Comes in a package of three with easy to use mounting ring for pick-up of larger debris and dry material



Item #

SH901-07-00

SHOP VAC CORP.

Vacuum Cleaner Filters

- For use with the Hippo®Vac. Disposable filter bags plus prefilter (5 pack)



Item #

Desc.

SH901-46-2 Disposable bags plus prefilter

SHOP VAC CORP.

Drywall Collection Filter Bags

- Specially designed for pick-up of fine dust like drywall and cement dust or cold ashes, these high quality, disposable filter bags
- (2) per pack



Item #

Desc.

SH906-72-62 Fits 10-14 Gal Vacs

SH906-73-00 Fits 16-22 Gal Vacs

SHOP VAC CORP.

Drywall Collection Filter Bags Dual-Ply

- Specially designed for pick-up of fine dust like drywall and cement dust or cold ashes, these high quality, disposable filter bags
- (5) per pack



Item #

Desc.

SH919-06-10 Fits 10-14 Gal Vacs

SH919-07-10 Fits 16-22 Gal Vacs

SHOP VAC CORP.

Vacuum Hoses

- 8' x 2-1/2" diameter
- Large diameter helps prevent clogs when vacuuming bulky debris
- Excellent for bulky dry material like wood shavings



Item #

SH905-03-4

SHOP VAC CORP.

Crushproof Vacuum Hoses

- 12' x 1-1/2" diameter
- All purpose hose for industrial use
- Black, heavy-duty



Item #

SH905-66-1



SHOP VAC CORP.
**Vacuum Hose
Converter**

- Allows you to use 2-1/2" accessories with a 1-1/2" hose

Item #

SH906-49-5



SHOP VAC CORP.

Vacuum Hose Coupling

- Allows you to connect two 2-1/2" hoses together

Item #

SH906-86-7



RIDGE TOOL CO.
12 Gallon Wet/Dry Vac

High Performance

- 5.0 Peak HP Motor
- 12 Gallon drum provides capacity for clean-up of large spills
- On-board Accessory Storage
- 1-Layer Standard pleated paper filter
- Powerful 160 MPH exhaust airstream can be directed through the vac hose to blow sawdust from tools and debris from garages, decks and sidewalks
- Includes: 2-1/2" x 7' Tug-A-Long® Locking Hose, 2 Extension Wands, Utility Nozzle, Car Nozzle, Wet Nozzle, 1-Layer Paper Pleated Filter and owner's manual

Motor:

- Air Watts: 270
- CFM: 176
- Amps: 10.0
- Accessory Size: 2-1/2"

Item #

RI31668



DELTA CONSOLIDATED INDUSTRIES

**1-1/2 HP Contractor's Saw
With 30" T2 Fence and Cast Iron Wings**

- Blade tilts away from the fence (left tilt) in ripping applications to prevent tearout on the outside corner of a mitered joint
- Large cast-iron table with cast-iron extension wings measure a full 40-1/2" x 27" for maximum material support
- Mobile base attaches directly to wide-stance base for maximum saw support and mobility
- Deluxe T-Slot miter gauge with adjustable stops at 45° and 90°
- Powerful 1-1/2 HP induction motor handles tough cutting operations



Item #

DTDE36-980

DELTA CONSOLIDATED INDUSTRIES

**Left Tilt Hybrid Saw
With T2 Fence, 30" Rail
Tableboard**

- Left tilting blade tilts away from fence
- 45° and 90° bevel stops adjustable from the table top; deluxe miter gauge
- Oversized on/off switch with full overload protection



Item #

DTDE36-715

DELTA CONSOLIDATED INDUSTRIES

**3 HP Motor 10" Unisaw®
With 52" Biesemeyer® Fence System**

- Dual front cranks make adjusting blade height and blade bevel easy, accurate, and repeatable in all your operations
- Biesemeyer® Fence System provides hairline pointer and built-in tape allowing you to make precision set-ups, cut after cut; 9-ply fence faces have improved tolerances like no other as well as an improved cam front lock lever for an over lock with a curved edge



Item #

DTDE36-L352

DELTA CONSOLIDATED INDUSTRIES

**12" Variable-Speed
Bench Drill Press**

- 1/3 HP Induction Motor for long-lasting, smooth performance
- Adjustable-position, locking depth stop for accurate depth measurement and repetitive drilling
- Tilting table with slots for fast clamping of work
- Standard 3-jaw, 1/2" capacity chuck for positive gripping of various drill press cutting tools



Item #

DTDEDP350

DELTA

DELTA CONSOLIDATED INDUSTRIES

17" Laser Drill Press

- Fully adjustable laser pod projects a crosshair on the work piece to indicate the location of bit contact
- Woodworker's table has a removable insert for through drilling with large bits and accommodates sanding drums as well
- Unique table is designed to eliminate auxiliary fixtures by tilting left, right and forward
- Heavy-duty 3/4 HP motor provides ample power for demanding applications



Item #

DTDE17-959L

DELTA CONSOLIDATED INDUSTRIES

4" Quick-Release Drill Press Vise

- Holds wood and metal work pieces up to 4" wide
- Built-in groove holds dowels and other round materials



Item #

DTDE20-622

DELTA CONSOLIDATED INDUSTRIES

14" Band Saw

With 1 HP Motor and Enclosed Stand

- Full 16"x16" cast-iron table tilts 45° right and 3° left for beveling operations
- Capacity to cut stock up to 6-1/4" thick (12-1/4" with height attachment)
- Two-speed pulley position



Item #

DTDE28-206

DELTA CONSOLIDATED INDUSTRIES

12-1/2" Variable-Speed Midi-Lathe®

- Powerful 1 HP max, 1,725 rpm motor
- Large 12-1/2" swing capacity provides the largest capacity in its class
- Electronic Variable Speed with three-pulley speed ranges provide the required speeds needed to turn a project without changing belt position
- Includes: 3" face plate, 6" tool rest and 10" tool rest - Turning long spindles require either a longer tool rest or the user to continually move the short tool rest; turning short work requires a short spindle; the long spindle will not allow the turner to get close enough to the piece
- Extension Bed (Model 46-463) is a 25-1/2" long cast-iron bed that increases the overall bed length of the 46-460 to 42"



Item #

DTDE46-460

DELTA CONSOLIDATED INDUSTRIES

6" Professional Jointer

- Delta's 6" professional jointer makes it easy with a 1 HP motor, rack and pinion fence system, three-knife cutterhead and easy-to-position infeed table



Item #

DTDE370275X

DELTA CONSOLIDATED INDUSTRIES

6" Variable-Speed Grinder With Tool-less Quick Change

- Variable-speed grinder with tool-less quick change with a 2 amp, 120V/60Hz, 2000-3450 RPM induction motor
- Flexible lamp
- Tool rests
- Eye shields
- Spark deflectors
- Grinding and white friable sharpening wheels
- Wrench and diamond
- Wheel dresser and instruction manual



Item #

DTDEGR275

DELTA CONSOLIDATED INDUSTRIES

8" Variable-Speed Grinder

With Tool-less Quick Change

- Variable-speed grinder with patent pending tool-less quick change with a 5-amp, 60 Hz, 1725-3450 RPM, single phase motor
- Patent pending quick change/tool-less wheel changing system
- Flexible lamp
- Cast iron tool rest
- Eye shields
- Spark deflectors
- Coarse, friable, buffing wheels
- Diamond wheel dresser



Item #

DTDEGR450

DELTA CONSOLIDATED INDUSTRIES

1 HP Motor Dust Collector 650 CFM

- 1 HP TEFC Induction motor for long-lasting, smooth performance
- 1 Micron top filter bag for superior fine dust filtration
- Clear disposable bottom bags for fill and toss convenience



Item #

DTDE50-720



DELTA CONSOLIDATED INDUSTRIES

Carbide Tipped Blades

- Fine-grain industrial carbide tips highly-ground for smooth finish and long life
- Large carbide tips can be re-sharpened up to 15 times
- Chrome-alloy steel body with heavy kerf, balanced for running accuracy
- Expansion slots to dissipate heat, reduce noise level, and prevent warping



| Item # | Material Type | Size (in.) | Teeth | Tooth Type |
|-------------|---|------------|-------|------------|
| DTDE35-7640 | Natural woods, plywood, particle board, and MDF | 10 | 50T | ATB+R |
| DTDE35-7645 | Softwoods, hardwoods, plywood and veneer laminates | 10 | 60T | ATB |
| DTDE35-7646 | Softwoods, hardwoods, plywood and veneer laminates | 10 | 60T | ATB |
| DTDE35-7647 | Softwoods, hardwoods, plywood, and veneer laminates | 10 | 80T | ATB |
| DTDE35-7648 | Softwoods, hardwoods, plywood and veneer laminates | 12 | 60T | ATB |
| DTDE35-7660 | Laminates, MDF, and particle board | 10 | 80T | TCG |
| DTDE35-7662 | Melamines and veneers | 10 | 80T | H-ATB |
| DTDE35-7666 | Aluminum, brass, other non-ferrous metals | 12 | 80T | TCG |

DELTA CONSOLIDATED INDUSTRIES

8" Stacked Dado Set

- Micro-grain carbide teeth deliver clean cuts and reduce splintering
- 4-Tooth chippers give smooth, flat bottom cuts
- Stainless-steel shims allow for ultra-fine width adjustments



Item #

DTDE35-7670

PORTER-CABLE

PORTER CABLE

5" Low Profile Random Orbit Sander Kit

With Hook & Loop Pad

- 3.5 Amp EnduraTech Motor for increased performance and durability
- Electronic Load Control for 42% faster material removal
- Mechanical pad brake reduces free-spin to virtually eliminate gouging
- Low profile design reduces sander height by 31% for better control and finish
- Variable speed dial, 7,500 - 12,000 opm, optimizes removal rate on a variety of materials
- Integral dust port accepts 1" and 1-1/2" vacuum hoses for optimal dust collection



Item #

DTPC390K

PORTER CABLE

5" Random Orbit Sander Kit

- 3.0 Amp motor for power and durability in the shop
- Porous polyethylene dust canister exceeds durability of cloth dust bags
- Top cap design allows users to service or clean out the unit quickly
- Dual dust ports accept 1" and 1-1/2" vacuum hoses



Item #

DTPC343K

PORTER CABLE

1/4 Sheet Palm Sander Kit

- 2.4 Amp motor for power and durability in the shop
- Porous polyethylene dust canister exceeds durability of cloth dust bags
- Dual dust ports accept 1" and 1-1/2" vacuum hoses



Item #

DTPC342K

We've got the tools you need.



PORTER-CABLE

PORTER CABLE
3" x 21"

Variable-Speed Sander

- 8 Amp motor, AC only
- Variable-speed dial 850-1,300 SFPM
- Belt and gear drive system transfers power from the motor to the sanding belt
- Designed for flush sanding up to vertical surfaces
- Dust Bag Swivels 360°
- Fingertip belt-tracking knob



Item #

DTPC352VS

PORTER CABLE
3" x 24"

Variable-Speed Sander

- Powerful 12 Amp motor
- Belt and gear drive system transfers power from the motor to the sanding belt
- Variable-speed dial is conveniently placed on the handle, allowing belt speed adjustment from 1,000 to 1,500 SFPM
- Quick-release belt-change lever
- Fingertip belt-tracking knob for quick, accurate belt adjustments
- Large capacity dust collection bag swivels 360°



Item #

DTPC360VS

PORTER CABLE **4" x 24" Variable-Speed Belt Sander**

- Powerful 12 Amp motor provides professional power
- Variable-speed dial is conveniently placed on the handle, allowing belt speed adjustment from 1,000 to 1,500 SFPM
- Quick-release belt-change lever
- Fingertip belt-tracking knob for quick, accurate belt adjustments
- Large capacity dust collection bag swivels 360°



Item #

DTPC362V

PORTER CABLE **Offset Laminate Trimmer**

- Durable 5.6 Amp, 30,000 rpm motor
- Offset base enables backsplash trimming, scribing to wall and trimming of 90° corners
- Precision cast aluminum base provides long-term durability
- Dust-sealed switch and sealed ball bearing construction enhance tool durability
- 1/4" collet



Item #

DTPC7312

PORTER CABLE

Laminate Trimmer

- Durable 5.6 Amp, 30,000 rpm motor
- Perfect for most trimming, small edge forming and hinge routing applications
- Micro-set™ adjustment knob enables quick and accurate bit-depth setting
- Spindle lock feature allows for single wrench bit changes
- Fixed base design allows for excellent bit visibility
- 1/4" collet



Item #

DTPC7310

PORTER CABLE

Deluxe Laminate Trimmer Kit

- Durable 5.6 Amp, 30,000 rpm motor
- Perfect for most trimming, small edge forming and hinge routing applications
- Micro-set™ adjustment knob enables quick and accurate bit-depth setting
- Fixed base design allows for excellent bit visibility
- Offset base enables backsplash trimming, scribing to wall and trimming of 90° corners
- Precision cast aluminum base provides long-term durability
- 1/4" collet



Item #

DTPC97311

PORTER CABLE

2-1/4 HP (Maximum Motor HP) Multi-Base Router Kit With Router Table Height Adjuster

- Soft-starting, 12 Amp motor features full-time electronic feedback that maintains motor speed through the toughest applications
- Variable-speed control feature (10,000 - 23,000 rpm) enables bit speed to be optimized for changing applications
- Release the motor, adjust bit height and clamp the motor from above the router table with model #75301 kit (included); fixed base only
- Depth rod with 6-position adjustable turret enables stepped or repeated plunge cuts
- Rack and pinion adjustment provides fine depth settings to 1/128" (fixed base only)
- Clear Lexan® sub-base provides improved durability and bit visibility
- Flat side on plunge base allows user to work in tighter spaces and provides a straight reference point
- Collets included to accept 1/4" and 1/2" shank bits



Item #

DTPC895PK

PORTER+CABLE

PORTER CABLE

1-3/4 HP (Maximum Motor HP) Router

- 11 Amp motor producing 1-3/4 Peak HP
- 27,500 rpm single speed motor
- Cam lock lever enables simple coarse height adjustments and motor release (fixed base)
- Micrometer depth adjuster accurate to 1/128"
- Precision machined aluminum motor housing and base
- Collets included to accept 1/4" and 1/2" shank bits



Item #

DTPC690LR

PORTER CABLE

3-1/4 HP (Maximum Motor HP) Five-Speed Router

- 15 Amp motor provides the power and durability necessary for the toughest applications
- Versatile, electronic five-speed motor with 10,000, 13,000, 16,000, 19,000, and 21,000 rpm settings accommodates various router bit cutting diameters and applications
- Soft-start feature reduces torque at start-up and motor maintains constant speed under load



Item #

DTPC7518

PORTER CABLE

12" Deluxe Dovetail Jig Combination Kit

- Includes template 4211 for half-blind, rabbeted half-blind and sliding dovetails
- Includes template 4213 for through dovetails and box joints
- Includes template 4215 for miniature through and half-blind dovetails, and miniature box joints
- Template alignment lines and router bit depth gauges allow for quick, easy set-up
- Accommodates stock from 1/4" to 1-1/8" thick



Item #

DTPC4216

PORTER CABLE

Deluxe Plate Joiner Kit

- 7.0 Amp, 120 V, AC only, 10,000 rpm
- 1" O.D. dust port accepts standard bag or can be connected to a vacuum
- Fence tilts from 0° to 135° with positive adjustable stop at 90°
- Includes both 2" and 4" diameter blades for standard and face-frame biscuits
- Seven-position rotating depth stop for FF, #0, #10, #20, Simplex, Duplex, and Max (#6) biscuits
- Bale handle attached to fence, not motor, for greater stability and added control during cuts



Item #

DTPC557

PORTER CABLE

Joining Biscuits

- Tube of plate joining biscuits

| Item # | Desc. | Qty. Per Tube |
|----------|------------|---------------|
| DTPC5560 | No. 0 | 150 |
| DTPC5561 | No. 10 | 125 |
| DTPC5562 | No. 20 | 100 |
| DTPC5563 | Face Frame | 175 |



PORTER CABLE

11.5 Amp Quik-Change Tiger Saw Variable Speed/Dual Action

Porter Cable

- Extra-heavy-duty 11.5 AMP motor provides maximum power for all cutting applications
 - Electronic variable speed, 0-2,600 SPM, maintains speed under load for smooth consistent cutting
 - Full 1-1/8" cutting stroke length
- Specifications:
- Strokes/Min: 0-2,600 spm
 - Stroke Length: 1-1/8"
 - Keyless Blade Clamp: Yes - Quik-Change™
 - Orbital Action: Yes



Item #

PTC9748

ROUSSEAU CO. Quality Power Tool Accessories

ROUSSEAU

Table Saw Stand

- Rip capacity to 27"
 - Comfortable 34-1/2" work height with HPL professional grade laminate on both sides of top
 - Powder coated steel construction
 - Fit most saws
 - The heart of our Table Saw Stand is our highly accurate Fence System
- Fence System Features:
- Constructed of 2" tubular steel



Item #

RU2700XL

ROUSSEAU

Batter Board System

- Reusable
 - Improve productivity
 - Increase accuracy
- System Includes:
- Powder coated steel batter boards
 - Adjustable locking sliders
 - String line



Item # Desc.

RU4004 Set of 4

RU4008 Set of 8

ROUSSEAU

Miter Saw Stand

- 36" x 19.25" Platform
- Designed to fit saws with wider bases & sliding back fences
- Sturdy all-steel construction
- Powder coated finish
- Stop System Included
- Stable 3" industrial locking casters
- Quick release hinge
- Sturdy support wings



Item #

RU2875XL

ROUSSEAU

Miter Saw Stand

- Fold & Go
- Fits all saws
- 35.5" work height
- 16" x 32" mounting surface
- 13" Roller stands & bases with 12' overall stock support included
- Powder coated finish
- Positive locking hinge supports with unbreakable spring loaded leg catch
- 10" Pneumatic tires & adjustable levelers for uneven ground



Item #

RU2950

POWERS FASTENERS

POWERS FASTENERS

Carbide Drill Bits

SDS-Max®



- Use in: Rotary hammer with SDS-Max® chuck
- The bits are manufactured to conform with ANSI standard B212.15 and can be used to drill in concrete, block, brick, and soft stone
- Most SDS-Max® carbide drill bits have the Quatro™ head design which reduces vibration up to 60% and noise up to 30%

| Item # | Size (in.) | Usable Length (in.) |
|--------|------------|---------------------|
| RL8801 | 1/2 x 13 | 8 |
| RL8802 | 1/2 x 21 | 16 |
| RL8809 | 5/8 x 13 | 8 |
| RL8810 | 5/8 x 21 | 16 |
| RL8812 | 5/8 x 36 | 31 |
| RL8817 | 3/4 x 13 | 8 |
| RL8818 | 3/4 x 21 | 16 |
| RL8820 | 3/4 x 36 | 31 |
| RL8829 | 7/8 x 13 | 8 |
| RL8830 | 7/8 x 21 | 16 |
| RL8833 | 1 x 13 | 8 |
| RL8834 | 1 x 21 | 16 |
| RL8836 | 1 x 36 | 31 |
| RL8843 | 1 1/8 x 15 | 10 |
| RL8844 | 1 1/8 x 23 | 18 |
| RL8846 | 1 1/4 x 15 | 10 |
| RL8847 | 1 1/4 x 23 | 18 |
| RL8848 | 1 1/4 x 36 | 31 |
| RL8853 | 1 3/8 x 23 | 18 |
| RL8859 | 1 1/2 x 23 | 18 |

POWERS FASTENERS

Carbide Drill Bits

Quatro™ Head SDS-Plus®



- Quatro™ Head SDS-Plus® carbide drill bits are designed to reduce vibration up to 60% and noise up to 30%
- These bits produce rounder and more accurately located anchor holes

| Item # | Size (in.) | Usable Length (in.) |
|--------|------------|---------------------|
| RL7094 | 1 1/8 x 18 | 16 |
| RL7095 | 1 1/4 x 18 | 16 |



POWERS FASTENERS
Carbide Drill Bits
SDS-Plus® / S-4 Plus™



- Use in: Rotary hammer with SDS chuck or SDS adapter

| Item # | Desc. | Size (in.) | Usable Length (in.) |
|--------|-------|-------------|---------------------|
| RL0302 | | 5/32 x 6 | 4 |
| RL0304 | | 3/16 x 4 | 2 |
| RL0306 | | 3/16 x 6 | 4 |
| RL0308 | | 3/16 x 8 | 6 |
| RL0310 | | 3/16 x 10 | 8 |
| RL0312 | | 3/16 x 12 | 10 |
| RL0314 | | 3/16 x 14 | 12 |
| RL0320 | | 1/4 x 4 | 2 |
| RL0321 | | 1/4 x 6 | 4 |
| RL0322 | | 1/4 x 8 | 6 |
| RL0323 | | 1/4 x 11 | 9 |
| RL0324 | | 1/4 x 14 | 12 |
| RL0325 | | 1/4 x 16 | 14 |
| RL0327 | | 1/4 x 20 | 18 |
| RL0329 | | 5/16 x 6 | 4 |
| RL0331 | | 5/16 x 12 | 10 |
| RL0333 | | 3/8 x 6 | 4 |
| RL0334 | | 3/8 x 8 | 6 |
| RL0336 | | 3/8 x 12 | 10 |
| RL0338 | | 3/8 x 18 | 16 |
| RL0339 | | 3/8 x 24 | 22 |
| RL0341 | | 7/16 x 6 | 4 |
| RL0343 | | 7/16 x 12 | 10 |
| RL0346 | | 1/2 x 6 | 4 |
| RL0348 | | 1/2 x 10 | 8 |
| RL0349 | | 1/2 x 12 | 10 |
| RL0351 | | 1/2 x 18 | 16 |
| RL0352 | | 1/2 x 24 | 22 |
| RL0354 | | 9/16 x 6 | 4 |
| RL0355 | | 9/16 x 10 | 8 |
| RL0359 | | 5/8 x 8 | 6 |
| RL0361 | | 5/8 x 12 | 10 |
| RL0362 | | 5/8 x 18 | 16 |
| RL0364 | | 1 1/16 x 8 | 6 |
| RL0365 | | 1 1/16 x 12 | 10 |
| RL0368 | | 3/4 x 8 | 6 |
| RL0370 | | 3/4 x 12 | 10 |
| RL0371 | | 3/4 x 18 | 16 |
| RL0375 | | 7/8 x 8 | 6 |
| RL0376 | | 7/8 x 12 | 10 |

| Item # | Desc. | Size (in.) | Usable Length (in.) |
|--------|-----------------------|------------|---------------------|
| RL0377 | | 7/8 x 18 | 16 |
| RL0379 | | 1 x 8 | 6 |
| RL0380 | | 1 x 10 | 8 |
| RL0381 | | 1 x 12 | 10 |
| RL0382 | | 1 x 18 | 16 |
| RL0394 | Spline to SDS Adapter | | |
| RL0396 | SDS Max Adapter | | |

POWERS FASTENERS
Carbide Drill Bits
Single Tip Spline



- Use in: Rotary hammer with spline chuck
- The bits are manufactured to conform with ANSI standard B212.15 and can be used to drill in concrete, block, brick, and soft stone; single tip head style is available
- These bits produce rounder and more accurately located anchor holes
- Std. Tube: 1

| Item # | Size (in.) | Usable Length (in.) |
|--------|------------|---------------------|
| RL1402 | 3/8 x 11 | 6 |
| RL1403 | 3/8 x 16 | 11 |
| RL1407 | 1/2 x 10 | 5 |
| RL1409 | 1/2 x 16 | 11 |
| RL1410 | 1/2 x 23 | 18 |
| RL1412 | 1/2 x 27 | 22 |
| RL1413 | 1/2 x 36 | 31 |
| RL1420 | 5/8 x 16 | 11 |
| RL1421 | 5/8 x 22 | 18 |
| RL1433 | 3/4 x 16 | 11 |
| RL1434 | 3/4 x 22 | 18 |
| RL1436 | 3/4 x 27 | 22 |
| RL1443 | 7/8 x 16 | 11 |
| RL1444 | 7/8 x 22 | 18 |
| RL1446 | 7/8 x 36 | 31 |
| RL1449 | 1 x 16 | 11 |
| RL1450 | 1 x 22 | 18 |
| RL1457 | 1 1/8 x 16 | 11 |
| RL1458 | 1 1/8 x 22 | 18 |
| RL1464 | 1 1/4 x 16 | 11 |
| RL1465 | 1 1/4 x 22 | 18 |
| RL1470 | 1 3/8 x 16 | 11 |
| RL1477 | 1 1/2 x 22 | 18 |
| RL1490 | 2 x 22 | 18 |



POWERS FASTENERS

Carbide Drill Bits

Quatro™ Head Spline



- Use In: Rotary hammer with spline chuck
- The Quatro™ head design has four cutting faces which reduces vibration up to 60% and noise up to 30%; these bits produce rounder and more accurately located anchor holes

| Item # | Size (in.) | Usable Length (in.) |
|--------|------------|---------------------|
| RL7020 | 5/8 x 16 | 11 |
| RL7021 | 5/8 x 23 | 18 |
| RL7031 | 3/4 x 11 | 6 |
| RL7033 | 3/4 x 16 | 11 |
| RL7035 | 3/4 x 23 | 18 |
| RL7036 | 3/4 x 27 | 22 |
| RL7043 | 7/8 x 16 | 11 |
| RL7045 | 7/8 x 23 | 18 |
| RL7049 | 1 x 16 | 11 |
| RL7051 | 1 x 23 | 18 |
| RL7057 | 1 1/8 x 16 | 11 |
| RL7059 | 1 1/8 x 23 | 18 |
| RL7064 | 1 1/4 x 16 | 11 |
| RL7066 | 1 1/4 x 23 | 18 |
| RL7072 | 1 3/8 x 23 | 18 |
| RL7077 | 1 1/2 x 23 | 18 |

POWERS FASTENERS

Straight Shank Hammer Drill Bits Heavy-Duty



- Use in hammer drill
- Heavy duty straight shank carbide bits are designed for use in a hammer drill equipped with a 3 jaw jacob's type chuck; the bits meet ANSI standards and can be used to drill in concrete, block, brick, and soft stone

| Item # | Drill Size (in.) | Useable Length | Shank Size (in.) |
|--------|------------------|----------------|------------------|
| RL0501 | 1/8 x 3 | 2 1/4 | 1/8 |
| RL0503 | 5/32 x 6 | 4 | 5/32 |
| RL0504 | 3/16 x 4 | 2 3/4 | 3/16 |
| RL0505 | 3/16 x 6 | 4 | 3/16 |
| RL0512 | 1/4 x 4 | 2 3/4 | 1/4 |
| RL0513 | 1/4 x 6 | 4 | 1/4 |
| RL0514 | 1/4 x 12 | 10 | 1/4 |
| RL0519 | 5/16 x 6 | 4 | 5/16 |
| RL0522 | 3/8 x 6 | 4 | 3/8 |
| RL0523 | 3/8 x 12 | 10 | 3/8 |
| RL0531 | 1/2 x 6 | 4 | 3/8 |
| RL0538 | 5/8 x 6 | 4 | 1/2 |
| RL0545 | 3/4 x 6 | 4 | 1/2 |
| RL0547 | 3/4 x 13 | 11 | 1/2 |

POWERS FASTENERS

Heavy-Duty Chisel Spline Shank



- The chisels can be used for chipping applications in concrete, block, brick, and soft stone

| Item # | Overall Length (in.) |
|--------|----------------------|
| RL0950 | 12 |
| RL0951 | 18 |

POWERS FASTENERS

Heavy-Duty Chisel SDS-Max Shank



- The chisels can be used for chipping applications in concrete, block, brick, and soft stone

| Item # | Overall Length (in.) |
|--------|----------------------|
| RL0965 | 12 |
| RL0966 | 18 |

POWERS FASTENERS

Heavy-Duty Chisel Spline Shank



- The chisels can be used for chipping applications in concrete, block, brick, and soft stone
- Size or Width: 1-3/4" x 1-3/4"
- Overall Length: 10"

| Item # |
|--------|
| RL0960 |

POWERS FASTENERS

Heavy-Duty Chisel SDS-Max Shank



- The chisels can be used for chipping applications in concrete, block, brick, and soft stone
- Size or Width: 1-3/4" x 1-3/4"
- Overall Length: 10"

| Item # |
|--------|
| RL0975 |

POWERS FASTENERS

Heavy-Duty Chisel Spline Shank



- The chisels can be used for chipping applications in concrete, block, brick, and soft stone
- Size or Width: 1"

| Item # | Overall Length (in.) |
|--------|----------------------|
| RL0952 | 12 |
| RL0953 | 18 |



POWERS FASTENERS

Heavy-Duty Chisel SDS-Max Shank



- The chisels can be used for chipping applications in concrete, block, brick, and soft stone
- Size or Width: 1"

| Item # | Overall Length (in.) |
|--------|----------------------|
| RL0967 | 12 |
| RL0968 | 18 |

POWERS FASTENERS

Heavy-Duty Chisel 3/4" Hex



- The chisels can be used for chipping applications in concrete, block, brick, and soft stone
- Size or Width: 1"

| Item # | Overall Length (in.) |
|--------|----------------------|
| RL0982 | 12 |
| RL0983 | 18 |

POWERS FASTENERS

Heavy-Duty Chisel Spline Shank



- The chisels can be used for chipping applications in concrete, block, brick, and soft stone
- Size or Width: 5/8" & 3/4" Rod
- Overall Length: 10-1/2"

| Item # |
|--------|
| RL0959 |

POWERS FASTENERS

Heavy-Duty Chisel SDS-Max Shank



- The chisels can be used for chipping applications in concrete, block, brick, and soft stone
- Size or Width: 5/8"
- Overall Length: 10"

| Item # |
|--------|
| RL0974 |

POWERS FASTENERS

Heavy-Duty Chisel SDS-Max Shank



- The chisels can be used for chipping applications in concrete, block, brick, and soft stone
- Overall Length: 12"

| Item # | Overall Length (in.) |
|--------|----------------------|
| RL0969 | 1 1/2 |
| RL0970 | 2 |

POWERS FASTENERS

Heavy-Duty Chisel Spline Shank



- Heavy-duty chisels and accessories are designed for use in a combination rotary hammer/chipping tool equipped with a Spline, SDS-Max®, or 3/4" Hex chuck
- The chisels can be used for chipping applications in concrete, block, brick, and soft stone
- Overall Length: 12"

| Item # | Size or Width (in.) |
|--------|---------------------|
| RL0954 | 1 1/2 |
| RL0955 | 2 |



RELTON CORP.

Multi-Purpose Bit Kit Rotary/Percussion Groo-V™



- Specially designed for drilling granite and other extra-hard materials
- Has a serrated edge carbide allowing it to penetrate much faster than a standard masonry bit
- Kit Includes: 3/16", 1/4", 5/16", 3/8", 1/2"
- 6" bit length

| Item # |
|----------|
| REGRT-K5 |

RELTON CORP.

Rebar Cutters



- Carbide tipped
- Designed for use in 1/2" drill motor
- Intended for rotary drilling only

| Item # | Diameter (in.) | Overall Length (in.) |
|---------|----------------|----------------------|
| RERB-6 | 3/8 | 8 |
| RERB-8 | 1/2 | 12 |
| RERB-9 | 9/16 | 12 |
| RERB-10 | 5/8 | 12 |
| RERB-12 | 3/4 | 12 |

Bit with Removable Shank

| | | |
|---------|-------|----|
| RERB-14 | 7/8 | 12 |
| RERB-16 | 1 | 12 |
| RERB-18 | 1 1/8 | 12 |
| RERB-20 | 1 1/4 | 12 |
| RERB-22 | 1 3/8 | 12 |
| RERB-24 | 1 1/2 | 12 |
| RERB-32 | 2 | 12 |

RELTON

RELTON CORP. SDS + Drop-in Stop Bits

- Shoulder prevents over drilling - nice when overhead
- No lost time or energy drilling further than necessary
- Less likely to hit reinforcing steel or post-tensioned cable in concrete
- Anchor is set at specified depth, does not drop too far into hole



| Item # | Diameter (in.) | Drilling Depth (in.) |
|-----------------|----------------|----------------------|
| RE207-STP-6-17 | 3/8 | 1-1/16 |
| RE207-STP-8-13 | 1/2 | 13/16 |
| RE207-STP-8-27 | 1/2 | 1-11/16 |
| RE207-STP-10-19 | 5/8 | 1-3/16 |
| RE207-STP-10-33 | 5/8 | 2-1/16 |

RELTON CORP. Aluminum Cutting Fluids A-9®

- Eases all operations on aluminum: milling, broaching, drilling, threading, tapping, reaming, sawing, etc.
- Contains anti-mist component for a healthier work environment
- Contains a scientific blend of chemicals that attach themselves to aluminum surfaces, forming an extreme-pressure boundary lubricant between tool and work surface



| Item # | Desc. |
|--------|------------------|
| RE4A9 | 4 Ounce Cans |
| RE16A9 | Pint Cans |
| RE1A9 | 1 Gallon Bottles |

RELTON CORP. All-Metal Cutting Fluids New Rapid Tap®

- Greatly extended tool life
- Super-fine machined finish in operation after operation
- Anti-mist protection for a healthier work environment
- No special labeling or reporting
- Excels in tough materials
- Contains no 1,1,1- trichloroethane or other ozone-depleting chemicals



| Item # | Size |
|--------|--------------|
| RE4RT | 4 Ounce Can |
| RE16RT | Pint Can |
| RE1RT | 1 Gallon Can |

RELTON CORP. Metal Cutting Fluids Option 1®

- Option 1 leaves no oily residue
- Water-based
- No 1,1,1- trichloroethane or other ozone-depleting chemicals
- Cleans up with clean dry cloth or water
- Great for use in computer clean rooms, hospitals or when a weld operation follows machining operations



| Item # | Size |
|----------|-----------------|
| RE01G-OP | 1 Gallon Bottle |

RELTON CORP. Band-Saw Fluid Concentrate Rel Saw™

- Improves blade life
- Stable over a wide variety of water conditions
- Promotes cleaner-running machines compared to soluble oils
- Reduces machine wear
- Long emulsion life
- Contains rust and corrosion inhibitors
- Fortified with boundary lubricants



| Item # | Size |
|----------|---------------|
| RE05G-RS | 5 Gallon Pail |

RELTON CORP. Lubricating Stick Waxes Stick-Kut™



- Safe and effective lubricant for grinding wheels, sanding belts and saw blades
- Eliminates heat build up and belt loading
- Extends wheel life
- Provides smooth, cool cutting
- Reduces loading, stops binding, and prevents burring

| Item # | Size |
|---------|--------------|
| RE15-SK | 15 oz. Stick |

DEWALT

BLACK & DECKER Drill Bit Set 5-Piece SDS-Plus® DeWalt

- Rock Carbide™ tip maximizes carbide surface contact for longer bit life
- Four flute design cleans debris out for fast, efficient drilling
- Includes: 3/16" x 4-1/2" x 6-1/2"; 1/4" x 2" x 4"; 1/4" x 4" x 6"; 3/8" x 4" x 6"; 1/2" x 4" x 6"



| Item # |
|----------|
| DTDW5470 |



Rotary Hammer Bits SDS-Plus®

DeWalt

- Rock Carbide™ SDS Plus Bits
- Pilot-Point® tip starts on contact for greater accuracy
- Serrated titanium carbide tip provides extreme durability for longer drilling life
- Improved flute design pulls dust quickly for faster drilling



| Item # | Dia. (in.) | Usable Length (in.) | Overall Length (in.) |
|----------|------------|---------------------|----------------------|
| DTDW5401 | 5/32 | 4 1/2 | 6 1/2 |
| DTDW5402 | 3/16 | 2 | 4 |
| DTDW5403 | 3/16 | 4 1/2 | 6 1/2 |
| DTDW5404 | 3/16 | 6 1/2 | 8 1/2 |
| DTDW5405 | 3/16 | 8 | 10 |
| DTDW5407 | 3/16 | 12 | 14 |
| DTDW5408 | 3/16 | 14 | 16 |
| DTDW5410 | 7/32 | 4 | 6 |
| DTDW5412 | 7/32 | 8 | 10 |
| DTDW5417 | 1/4 | 4 | 6 |
| DTDW5418 | 1/4 | 6 1/2 | 8 1/2 |
| DTDW5420 | 1/4 | 10 | 12 |
| DTDW5424 | 5/16 | 4 | 6 |
| DTDW5427 | 3/8 | 4 | 6 |
| DTDW5429 | 3/8 | 8 | 10 |
| DTDW5431 | 3/8 | 16 | 18 |
| DTDW5433 | 7/16 | 4 | 6 |
| DTDW5435 | 7/16 | 10 | 12 |
| DTDW5437 | 1/2 | 4 | 6 |
| DTDW5438 | 1/2 | 8 | 10 |
| DTDW5444 | 9/16 | 16 | 18 |
| DTDW5449 | 5/8 | 22 | 24 |
| DTDW5457 | 3/4 | 22 | 24 |
| DTDW5464 | 1 | 8 | 10 |

Adjustable Depth Setter

DeWalt

- Accurate depth stop, allows users to adjust depth of drilling in concrete
- Adjustable for all 1/4", 3/8" and 1/2" drop-in anchors
- Proprietary system works with DEWALT 3/8", 1/2" and 5/8" SDS+ bits



Item #
DTDWA5537DS

Dust Control System

DeWalt

- Minimizes dust when drilling overhead
- Flexible dust collection cup allows for visibility
- Proprietary System, only works with the DEWALT Adjustable Depth Setter (DWA5537DS)



Item #
DTDWA500DC

Drill Bits

SDS-Plus®

DeWalt

- Pilot Point (R) tip starts on contact for greater accuracy
- Serrated titanium carbide tip breaks up material faster and provides extreme durability
- Improved flute design pulls dust quickly for faster drilling



| Item # | Size | Usable Length (in.) |
|-------------|--------------|---------------------|
| DTDW5401B25 | 5/32 x 6 1/2 | 4 1/2 |
| DTDW5403B25 | 3/16 x 6 1/2 | 4 1/2 |
| DTDW5406 | 3/16 x 10 | 8 |
| DTDW5416 | 1/4 x 4 | 2 |
| DTDW5416B25 | 1/4 x 4 | 2 |
| DTDW5417B25 | 1/4 x 6 | 4 |
| DTDW5418B25 | 1/4 x 8 1/2 | 6 1/2 |
| DTDW5421 | 1/4 x 14 | 12 |
| DTDW5424B25 | 5/16 x 6 | 4 |
| DTDW5426 | 5/16 x 12 | 10 |
| DTDW5427B25 | 3/8 x 6 | 4 |
| DTDW5430 | 3/8 x 12 | 10 |
| DTDW5432 | 3/8 x 24 | 22 |
| DTDW5437B25 | 1/2 x 6 | 4 |
| DTDW5439 | 1/2 x 12 | 10 |
| DTDW5440 | 1/2 x 18 | 16 |
| DTDW5441 | 1/2 x 24 | 22 |
| DTDW5442 | 9/16 x 6 | 4 |
| DTDW5443 | 9/16 x 12 | 10 |
| DTDW5446 | 5/8 x 8 | 6 |
| DTDW5447 | 5/8 x 12 | 10 |
| DTDW5448 | 5/8 x 18 | 16 |
| DTDW5450 | 1 1/16 x 8 | 6 |
| DTDW5453 | 3/4 x 8 | 6 |
| DTDW5455 | 3/4 x 12 | 10 |
| DTDW5456 | 3/4 x 18 | 16 |
| DTDW5460 | 7/8 x 8 | 6 |
| DTDW5461 | 7/8 x 12 | 10 |
| DTDW5462 | 7/8 x 18 | 16 |
| DTDW5466 | 1 x 18 | 16 |



Drive Chisels

SDS-Plus®

DeWalt

- For light chipping and chiseling with SDS rotary hammers



| Item # | Desc. | Size (in.) |
|----------|-------------------|------------|
| DTDW5349 | Scraping Chisel | 1½ x 10 |
| DTDW5348 | Bull Point Chisel | 10 |
| DTDW5350 | Cold Chisel | ¾ x 10 |

Hammer Bits

Spline

DeWalt

- Hardened core reduces breakage
- Double flute removes material faster for more efficient drilling
- Concave head design allows dust to enter flute chambers quickly increasing bit life



| Item # | Size | Usable Length (in.) |
|----------|---------|---------------------|
| DTDW5700 | ¾ x 10 | 5 |
| DTDW5701 | ¾ x 13 | 8 |
| DTDW5703 | ½ x 10 | 5 |
| DTDW5704 | ½ x 16 | 11 |
| DTDW5705 | ½ x 22 | 17 |
| DTDW5740 | ⅝ x 10 | 5 |
| DTDW5741 | ⅝ x 16 | 11 |
| DTDW5742 | ⅝ x 22 | 17 |
| DTDW5746 | ¾ x 10 | 5 |
| DTDW5747 | ¾ x 16 | 11 |
| DTDW5748 | ¾ x 22 | 17 |
| DTDW5749 | ¾ x 27 | 22 |
| DTDW5752 | ⅞ x 16 | 11 |
| DTDW5753 | ⅞ x 22 | 17 |
| DTDW5755 | 1 x 22 | 17 |
| DTDW5756 | 1 x 16 | 11 |
| DTDW5757 | 1 x 36 | 31 |
| DTDW5758 | 1⅛ x 16 | 11 |
| DTDW5759 | 1⅛ x 22 | 17 |
| DTDW5760 | 1¼ x 16 | 11 |
| DTDW5761 | 1¼ x 22 | 17 |
| DTDW5765 | 1⅝ x 22 | 17 |
| DTDW5764 | 1½ x 22 | 17 |

Carbide-Tipped Bits

Spline Shank

DeWalt

- Spline shank carbide-tipped bits
- 22 Cutter head design




| Item # | Dia. (in.) | Usable Length (in.) | Overall Length (in.) |
|----------|------------|---------------------|----------------------|
| DTDW5706 | ½ | 22 | 27 |
| DTDW5709 | ⅝ | 5 | 10 |
| DTDW5711 | ⅝ | 17 | 22 |
| DTDW5712 | ⅝ | 22 | 27 |
| DTDW5714 | ¾ | 5 | 10 |
| DTDW5717 | ¾ | 22 | 27 |
| DTDW5719 | ⅞ | 11 | 16 |
| DTDW5720 | ⅞ | 17 | 22 |
| DTDW5721 | 1 | 11 | 16 |
| DTDW5722 | 1 | 17 | 22 |
| DTDW5723 | 1 | 31 | 36 |
| DTDW5724 | 1⅛ | 5 | 10 |
| DTDW5725 | 1⅛ | 11 | 16 |
| DTDW5726 | 1⅛ | 17 | 22 |
| DTDW5728 | 1¼ | 17 | 22 |
| DTDW5729 | 1⅝ | 11 | 16 |
| DTDW5730 | 1⅝ | 17 | 22 |
| DTDW5732 | 1½ | 17 | 22 |
| DTDW5733 | 1¾ | 17 | 22 |
| DTDW5734 | 2 | 17 | 22 |

Spline Shank

Hammer Bit

2 Cutter Head Design

DeWalt



- Large flute access for better dust extraction and longer life
- Double flute design gives quicker dust extraction and faster drilling
- Hardened core reduces breakage


| Item # | Dia. (in.) | Usable Length (in.) | Overall Length (in.) |
|----------|------------|---------------------|----------------------|
| DTDW5702 | 7/16 | 5 | 10 |
| DTDW5708 | 9/16 | 5 | 10 |
| DTDW5710 | ⅝ | 11 | 16 |
| DTDW5713 | 11/16 | 5 | 10 |
| DTDW5715 | ¾ | 11 | 16 |
| DTDW5716 | ¾ | 17 | 22 |
| DTDW5727 | 1¼ | 11 | 16 |
| DTDW5731 | 1½ | 11 | 16 |



Drive Accessories Spline, Chiseling and Chipping DeWalt

- Use with spline drive

| Item # | Type of Tool | Size (in.) |
|-------------|-------------------|-------------|
| DTDW5772 | Slotting Chisel | 1½ x 12 |
| DTDW5770 | Bull Point Chisel | 12 |
| DTDW5771 | Bull Point Chisel | 18 |
| DTDW5779 | Cold Chisel | ½ x 12 |
| DTDW5780 | Cold Chisel | ½ x 18 |
| DTDW5780B15 | Cold Chisel | ½ x 18 |
| DTDW5782 | Bushing Tool | 1⅝ sq. x 12 |
| DTDW5786B | Clay Spade | ¾ x 21½ |
| DTDW5783 | Bushing Tool | ¾ x 21½ |
| DTDW5781 | Asphalt Cutter | ¾ x 21½ |



Concrete Drivers & Chisels Spline Shank DeWalt

- DeWalt® demolition hammer steel is made from hardened steel to reduce breakage and provide long life
- For use with rotary hammers that accept 3/4" hex by 21/32" round shanks

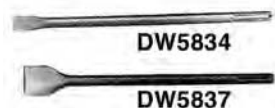
| Item # | Desc. |
|----------|---------------------------------|
| DTDW5773 | 1½ in. x 12 in. Scaling Chisel |
| DTDW5774 | 2 in. x 12 in. Scaling Chisel |
| DTDW5785 | ⅝ in. - ¾ in. Ground Rod Driver |



Chipping & Chiseling Bits SDS-Max™ DeWalt

- Fits SDS-Max™ rotary hammers

| Item # | Desc. | Size (in.) |
|----------|-------------------|------------|
| DTDW5837 | Scaling Chisel | 2x15 |
| DTDW5833 | Bull Point Chisel | 12 |
| DTDW5834 | Cold Chisel | ⅞x12 |



Masonry Shank Rotary Hammer Bits SDS-Max™ Carbide Tipped DeWalt

- Fits SDS-Max™ rotary hammer drills
 - Features include: Hardened core shank reduces breakage and double flute design gives quicker dust extraction and faster drilling
- Cutter head design:
- 4 cutter heads reduce vibration for less user fatigue and concave head design allows dust to enter flute chambers quickly increasing bit life (5/8 to 2" Dia.)



| Item # | Usable Length (in.) | Dia.xLength |
|----------|---------------------|-------------|
| DTDW5803 | 8 | ½x13½ |
| DTDW5809 | 16 | ⅝x21½ |
| DTDW5807 | 31 | ⅝x36 |
| DTDW5810 | 8 | ¾x13½ |
| DTDW5813 | 31 | ¾x36 |
| DTDW5814 | 16 | |
| DTDW5815 | 8 | ⅞x13½ |
| DTDW5819 | 16 | 1x21½ |
| DTDW5820 | 31 | 1x36 |
| DTDW5826 | 31 | 1¼x36 |
| DTDW5827 | 18 | 1½x22½ |
| DTDW5830 | 18 | 1¾x22½ |
| DTDW5831 | 18 | 2x22½ |

Rotary Hammer Bits SDS-Max™ DeWalt

- 2 Cutter Head Design:
- Large flute access for better dust extraction and longer life
- 4 Cutter Head Design:
- Four cutter heads reduce vibration for less user fatigue
 - Concave heads design allows dust to enter flute chambers quickly, increasing bit life



| Item # | Dia. | Usable Length (in.) | Overall Length (in.) |
|----------|------|---------------------|----------------------|
| DTDW5804 | ½ | 16 | 21½ |
| DTDW5806 | ⅝ | 8 | 13½ |
| DTDW5812 | ¾ | 16 | 21½ |
| DTDW5816 | ⅞ | 16 | 21½ |
| DTDW5818 | 1 | 8 | 13½ |
| DTDW5821 | 1⅝ | 10 | 15 |
| DTDW5822 | 1⅞ | 18 | 21½ |
| DTDW5824 | 1¼ | 10 | 15 |
| DTDW5825 | 1¼ | 18 | 21½ |
| DTDW5827 | 1⅜ | 18 | 22½ |
| DTDW5828 | 1½ | 18 | 22½ |



Concrete Chipping & Chiseling Tools

SDS-Max™

DeWalt

- Made from hardened steel to reduce breakage and provide long life
- For use with SDS Max rotary hammers
- For light chipping and chiseling of tile, mortar, glazing compounds, and other masonry products

| Item # | Desc. |
|-------------|------------------------------------|
| DTDW5832 | 12 in. Bull Point Chisel |
| DTDW5835 | 7/8 in. x 16 in. Cold Chisel |
| DTDW5835B15 | 7/8 in. x 16 in. Cold Chisel |
| DTDW5838 | 3 x 12 Scaling Chisel |
| DTDW5848B | Clay Spade |
| DTDW5843 | 1 1/2 x 12 Bushing Tool |
| DTDW5846 | Asphalt Cutter |
| DTDW5847 | Ground Rod Driver |
| DTDW5842 | 1 1/8 in. x 12 in. Slotting Chisel |

Carbide Core Bits

1-Piece

DeWalt

| Item # | Dia. (in.) | Length (in.) |
|--------|------------|--------------|
|--------|------------|--------------|

SDS Max Shank

| | | |
|----------|-------|----|
| DTDW5914 | 1 3/4 | 12 |
| DTDW5915 | 1 3/4 | 22 |
| DTDW5916 | 2 | 12 |
| DTDW5917 | 2 | 22 |
| DTDW5918 | 2 3/4 | 12 |
| DTDW5919 | 2 3/4 | 22 |
| DTDW5920 | 3 1/4 | 12 |
| DTDW5921 | 3 1/4 | 22 |
| DTDW5922 | 3 1/2 | 12 |
| DTDW5923 | 3 1/2 | 22 |
| DTDW5924 | 4 | 12 |
| DTDW5925 | 4 | 22 |
| DTDW5926 | 5 | 22 |
| DTDW5927 | 6 | 22 |

Spline Shank

| | | |
|----------|-------|----|
| DTDW5930 | 1 3/4 | 12 |
| DTDW5931 | 1 3/4 | 22 |
| DTDW5932 | 2 | 12 |
| DTDW5933 | 2 | 22 |
| DTDW5934 | 2 3/4 | 12 |
| DTDW5935 | 2 3/4 | 22 |



| Item # | Dia. (in.) | Length (in.) |
|----------|------------|--------------|
| DTDW5936 | 3 1/4 | 12 |
| DTDW5937 | 3 1/4 | 22 |
| DTDW5938 | 3 1/2 | 12 |
| DTDW5939 | 3 1/2 | 22 |
| DTDW5940 | 4 | 12 |
| DTDW5941 | 4 | 22 |
| DTDW5942 | 5 | 22 |
| DTDW5943 | 6 | 22 |

Replacement Centering Bit

DTDW5945

Carbide Hammer Core Bits

DeWalt

- Head design reduces friction and penetrates material quickly
- Alternating tooth design (pointed and flat) crushes concrete and removes debris
- Tungsten carbide teeth for maximum durability
- Hardened steel body resists breakage



| Item # | Desc. |
|----------|-----------------------------|
| DTDW5900 | 1 1/2 in. x 4 in. Core Body |
| DTDW5901 | 2 in. x 4 in. Core Body |
| DTDW5902 | 2 1/2 in. x 4 in. Core Body |
| DTDW5903 | 3 in. x 4 in. Core Body |
| DTDW5904 | 3 1/2 in. x 4 in. Core Body |
| DTDW5905 | 4 in. x 4 in. Core Body |
| DTDW5906 | 5 in. x 4 in. Core Body |
| DTDW5907 | Centering Bit |
| DTDW5909 | 7 in. Spline Shank |
| DTDW5910 | 16 in. Spline Shank |
| DTDW5911 | 7 in. SDS Max Shank |

Concrete & Masonry Demolition Hammer Bits

3/4" Hex Shank

DeWalt

- For 3/4" hex shank demolition hammers

| Item # | Desc. | Size (in.) |
|----------|---------------------------|------------|
| DTDW5953 | Flat Chisel | 1x12 |
| DTDW5954 | Flat Chisel | 1x20 |
| DTDW5950 | Moil Point Chisel | 12 |
| DTDW5951 | Moil Point Chisel | 20 |
| DTDW5952 | 3 in. Wide Scaling Chisel | 3x12 |
| DTDW5958 | Ground Rod Driver | 3/4 |





Steel Bits 1-Piece 1-1/8" Hex DeWalt



- Fully hardened steel body delivers increased life and durability
- Ring and notch retentions allow for use in electric and pneumatic hammers

| Item # | Desc. |
|----------|---|
| DTDW5960 | 0" Bull Point 1 1/8" Hex Shank |
| DTDW5962 | 0" Cold Chisel 1 1/8" Hex Shank |
| DTDW5961 | 3" Scaling Chisel 1 1/8" Hex Shank |
| DTDW5965 | Clay Spade 1 1/8" Hex Shank |
| DTDW5963 | Asphalt Cutter 1 1/8" Hex Shank |
| DTDW5964 | Ground Rod Driver 1" Rod 1 1/8" Hex Shank |
| DTDW5966 | 6" x 6" Tamper Plate 1 1/8" Hex Shank |
| DTDW5967 | Tamper Shank 1 1/8" Hex Shank |



MILWAUKEE ELECTRIC TOOL CORP. Wood Cutting Reciprocating Blades Sawzall®

- For cutting wood, nail embedded wood, demolition work
- Excellent for plunge cutting into wood and nail embedded wood without bending blades
- Ax™ blade has an aggressive 5 TPI pattern for faster cuts and a unique design that protects against tooth fracture. Also has FANG TIP™ which bites into the wood on first contact. It is a thicker, more rigid blade which resists fracturing and bending for maximum durability



| Item # | Description | T.P.I. | L x W x TH (in.) | Qty. per Pack |
|--------------|----------------|--------|------------------|---------------|
| MI48-00-5035 | Super Sawzall® | 6 | 6x3/4x.050 | 5 |
| MI48-01-6035 | Super Sawzall® | 6 | 6x3/4x.050 | 50 |
| MI48-00-5021 | The Ax™ | 5/8 | 6x1x.062 | 5 |
| MI48-01-7021 | The Ax™ | 5/8 | 6x1x.062 | 100 |
| MI48-00-5036 | Super Sawzall® | 6 | 9x3/4x.050 | 5 |
| MI48-01-6036 | Super Sawzall® | 6 | 9x3/4x.050 | 50 |
| MI48-00-5026 | The Ax™ | 5/8 | 9x1x.062 | 5 |
| MI48-00-8026 | The Ax™ | 5/8 | 9x1x.062 | 25 |
| MI48-00-5037 | Super Sawzall® | 6 | 12x3/4x.050 | 5 |
| MI48-00-5027 | The Ax™ | 5/8 | 12x1x.062 | 5 |

MILWAUKEE ELECTRIC TOOL CORP.

General Purpose Reciprocating Blades Sawzall®



- Super Sawzall® blades are made with Matrix II high speed steel teeth containing 8 percent cobalt to keep a sharper tooth edge longer
- Tough Bi-Metal design allows faster cutting, longer life blades that can bend without shattering
- Materials, tooth configuration and heat treating are designed to maximize performance in specific cutting applications
- Ice Hardened blades are cryogenically treated to minimize soft metal and create more hard metal resulting in a more consistently hard and longer lasting blade
- Wrecker blades are for use on all woods, nail embedded wood, composition material, plastic, light gauge non-ferrous metals and aluminum

| Item # | Description | T.P.I. | L x W x TH (in.) | Qty. per Pack |
|--------------|----------------|--------|------------------|---------------|
| MI48-00-5091 | Super Sawzall® | 5/12 | 6x3/4x.050 | 5 |
| MI48-00-4091 | Ice Hardened™ | 5/12 | 6x3/4x.050 | 5 |
| MI48-00-5701 | The Wrecker™ | 8 | 6x1x.062 | 5 |
| MI48-00-5093 | Super Sawzall® | 5/12 | 8x3/4x.050 | 5 |
| MI48-00-4093 | Ice Hardened™ | 5/12 | 8x3/4x.050 | 5 |
| MI48-00-5706 | The Wrecker™ | 8 | 9x1x.062 | 5 |
| MI48-00-5094 | Super Sawzall® | 5/12 | 12x3/4x.050 | 5 |
| MI48-00-5711 | The Wrecker™ | 8 | 12x1x.062 | 5 |
| MI48-00-5193 | Super Sawzall® | 1 1/4 | 8x5/8x.035 | 5 |
| MI48-00-5194 | Super Sawzall® | 1 1/4 | 12x5/8x.035 | |

MILWAUKEE ELECTRIC TOOL CORP.

Rough-In Sawzall® Blade



- Low Blade Profile cuts 2-1/8" diameter holes for 1-1/2" PVC pipe.
- 7-3/8" Length allows blade to cut holes through double top plates.
- Nail Guard™. Unique design protects against tooth fracture when cutting through holes in nail embedded wood.
- Fang Tip™. Fang Tip delivers fast plunge cutting through bottom plates and subfloors
- Blade Dimension: 7-3/8" x 1/2" x .062"
- Shank: 1/2" Universal
- TPI/Grit: 5 TPI
- Package Quantity: 5

Item #

MI48-00-1610

MILWAUKEE ELECTRIC TOOL CORP.

Flush Cut Sawzall® Blade



- Unique Blade Geometry protects against floor impacts during bottom plate cut-outs.
- Double Truss Design guides blade for straight window cut-outs.
- Fang Tip™ Fang Tip delivers fast plunge cutting for window cut-outs.
- Blade Dimension: 12" x 2-1/8" x .062"
- Shank: 1/2" Universal
- TPI/Grit: 5 TPI
- Package Quantity: 1

Item #

MI48-00-1600



MILWAUKEE ELECTRIC TOOL CORP.

Metal Cutting Reciprocating Blades Sawzall®

- Optimized for best cutting in pipe, conduit, strut, threaded rod, angle iron, duct and other metal building materials
- Ice Hardened blades are cryogenically treated to minimize soft metal and create more hard metal resulting in a more consistently hard and longer lasting blade
- Torch blades are designed for the toughest Fire and Rescue work, demolition, plumbing or general metal cutting applications. They are 1" tall and .042" thick for longer life and the ability to flex in tight cutting situations

| Item # | Description | T.P.I. | L x W x TH (in.) | Qty. per Pack |
|--------------|----------------------|--------|---------------------|------------------|
| MI48-00-5090 | Super Sawzall® | 10 | 4x3/4x.035 | 5 |
| MI48-00-5092 | Super Sawzall® | 10 | 6x3/4x.035 | 5 |
| MI48-00-4712 | Torch™ Ice Hardened™ | 10 | 6x1x.042 | 5 |
| MI48-00-5713 | The Torch™ | 10 | 9x1x.042 | 5 |
| MI48-00-4713 | Torch™ Ice Hardened™ | 10 | 9x1x.042 | 5 |
| MI48-01-6182 | Super Sawzall® | 14 | 6x3/4x.035 | 50 |
| MI48-00-4182 | Ice Hardened™ | 14 | 6x3/4x.035 | 5 |
| MI48-00-5782 | The Torch™ | 14 | 6x1x.042 | 5 |
| MI48-00-4782 | Torch™ Ice Hardened™ | 14 | 6x1x.042 | 5 |
| MI48-00-4187 | Ice Hardened™ | 14 | 9x3/4x.035 | 5 |
| MI48-00-5787 | The Torch™ | 14 | 9x1x.042 | 5 |
| MI48-00-4787 | Torch™ Ice Hardened™ | 14 | 9x1x.042 | 5 |
| MI48-00-5184 | Super Sawzall® | 18 | 6x3/4x.035 | 5 |
| MI48-01-6184 | Super Sawzall® | 18 | 6x3/4x.035 | 50 |
| MI48-00-5284 | Super Sawzall® | 18 | 6x5/8x.035 | 5 |
| MI48-00-4184 | Ice Hardened™ | 18 | 6x3/4x.035 | 5 |
| MI48-00-5784 | The Torch™ | 18 | 6x1x.042 | 5 |
| MI48-00-8784 | The Torch™ | 18 | 6x1x.042 | 25 |
| MI48-01-7784 | The Torch™ | 18 | 6x1x.042 | 100 |
| MI48-00-4784 | Torch™ Ice Hardened™ | 18 | 6x1x.042 | 5 |
| MI48-01-6188 | Super Sawzall® | 18 | 9x3/4x.035 | 50 |
| MI48-00-4188 | Ice Hardened™ | 18 | 9x3/4x.035 | 5 |
| MI48-00-8788 | The Torch™ | 18 | 9x1x.042 | 25 |
| MI48-00-4788 | Torch™ Ice Hardened™ | 18 | 9x1x.042 | 5 |
| MI48-00-5789 | The Torch™ | 18 | 12x1x.042 | 5 |
| MI48-00-5185 | Super Sawzall® | 24 | 4x3/4x.035 | 5 |
| MI48-01-6185 | Super Sawzall® | 24 | 4x3/4x.035 | 50 |
| MI48-00-5186 | Super Sawzall® | 24 | 6x3/4x.035 | 5 |
| MI48-00-6186 | Super Sawzall® | 24 | 6x3/4x.035 | 50 |
| MI48-00-4186 | Ice Hardened™ | 24 | 6x3/4x.035 | 5 |

MILWAUKEE ELECTRIC TOOL CORP.

Specialty Reciprocating Blades Sawzall®



- Fast cutting long lasting specialty blades
- Pruning blades have extra deep gullets which easily remove chips for fast cutting. Unique fleam ground teeth cut in both directions allow for clean cuts
- Carbide grit blades are designed for cutting ceramic tile, plaster, masonry, brick, fiberglass and other abrasive materials
- Diamond Grit The Torch Sawzall blades are ideal for cutting cast iron, hard tile, masonry and other abrasive and hard materials and deliver up to 30x longer life than standard carbide grit blades

| Item # | Description | T.P.I. | L x W x TH (in.) | Qty. per Pack |
|--------------|----------------------------|--------|---------------------|------------------|
| MI48-00-1301 | Pruning | 5 | 9x3/4x.060 | 5 |
| MI48-00-1303 | Pruning | 5 | 12x3/4x.060 | 5 |
| MI48-00-5015 | Clean Wood | 6 | 6x3/4x.050 | 5 |
| MI48-00-5016 | Clean Wood | 6 | 9x3/4x.050 | 5 |
| MI48-00-5017 | Clean Wood | 6 | 12x3/4x.050 | 5 |
| MI48-00-5162 | Scrolling | 14 | 35/8x5/16x.035 | 5 |
| MI48-00-5163 | Scrolling | 18 | 35/8x5/16x.035 | 5 |
| MI48-00-5052 | Plaster | 6 | 5x3/4x.050 | 5 |
| MI48-00-1420 | Carbide Grit | Grit | 6x3/4x.032 | 3 |
| MI48-00-1440 | Diamond Grit The Torch™ | Grit | 6x1x.042 | 1 |
| MI48-00-1450 | Diamond Grit The Torch™ | Grit | 9x1x.042 | 1 |

MILWAUKEE ELECTRIC TOOL CORP.

M12 Hackzall™ Blades 10-Pc. General Purpose Set



- Designed to maximize the cutting performance of the new M12 Hackzall™ reciprocating saw, these blades feature a thin kerf design that reduces the amount of drag and resistance while cutting, resulting in more cuts per battery charge
- M12 Hackzall™ Blade- 10 pc. general purpose set
- Includes: 2 wood blades, 3 EMT blades, 2 duct blades, 3 PVC blades, and storage pouch

Item #

MI49-22-0220

MILWAUKEE ELECTRIC TOOL CORP.

Reciprocating Blades 14-Piece Sawzall® Ice Hardened™



- Ice edge ultimate metal cutting Sawzall® blade kit
- 14-piece kit with roll up pouch
- Unique cryogenic heat treat process provides tougher teeth for extreme applications.
- Features Milwaukee's best selling 6" Super Sawzall® blades and our popular 9" torch blades

Item #

MI49-22-1131



MILWAUKEE ELECTRIC TOOL CORP.

Jig Saw Blades U-Shank



- Milwaukee Jig Saw blades are designed and manufactured for the professional user
- Universal tang and fits Milwaukee Jig Saw model 6256-6 and other popular brands
- 5 blades per package

| Item # | Recommended Use | T.P.I. | L x W (in.) |
|--------------|------------------------------|--------|--------------|
| MI48-42-0801 | Ceramics, tile | Grit | 2 3/4 x 5/16 |
| MI48-42-2120 | Metal cutting | 18 | 2 3/4 x 9/32 |
| MI48-42-2160 | Metal cutting | 24 | 2 3/4 x 9/32 |
| MI48-42-2190 | Metal cutting | 14 | 3 5/8 x 9/32 |
| MI48-42-2300 | General purpose | 6 | 4 x 9/32 |
| MI48-42-2302 | Wood cutting | 6 | 4 x 9/32 |
| MI48-42-2310 | General purpose | 10 | 4 x 9/32 |
| MI48-42-2311 | Wood cutting | 10 | 4 x 9/32 |
| MI48-42-0850 | Aluminum, Non-Ferrous Metals | 8 | 4 x 9/32 |
| MI48-42-2192 | Aluminum, Non-Ferrous Metals | 14 | 5 x 9/32 |
| MI48-42-5300 | Nail embedded wood | 6 | 4 x 9/32 |

MILWAUKEE ELECTRIC TOOL CORP.

Jig Saw Blades T-Shank



- Bi-metal blades last longer than high speed steel or carbon blades
- Detail to the material used, tooth shape and sharpness make these blades cut clean, fast and have a longer life
- These blades use T-Shank and fit Milwaukee Jig Saws and other popular brands
- 5 blades per package

| Item # | Recommended Use | T.P.I. | L x W (in.) |
|--------------|----------------------------------|--------|--------------|
| MI48-42-5190 | Thick metal over 1/4" thick | 14 | 3 x 9/32 |
| MI48-42-5121 | Metal over 1/8" thick | 18 | 3 x 9/32 |
| MI48-42-5161 | Metal under 1/8" thick | 24 | 3 x 9/32 |
| MI48-42-5192 | Thick metal, tubing, etc. | 14 | 5 1/4 x 9/32 |
| MI48-42-5166 | Thin metal under 1/8" thick | 24 | 5 1/4 x 9/32 |
| MI48-42-5311 | Wood, fast & clean cuts | 10 | 4 x 9/32 |
| MI48-42-5310 | Fast cutting, nail embedded wood | 10 | 4 x 9/32 |
| MI48-42-5540 | Reverse tooth, no top splinters | 10 | 4 x 9/32 |
| MI48-42-5850 | Aluminum, non-ferrous metals | 8 | 4 x 9/32 |



BOSCH TOOLS

Jig Saw Blade

- Designed for the professional user
- Straight, clean cuts



| Item # | Recommended Use | T.P.I. | Working Length (in.) |
|-----------|------------------------------|--------------------|----------------------|
| BOHPT101D | Clean For Wood | 5-6 Progressive | 3 |
| BOT101A | Special For Plexi-glass | 14 | 2 3/4 |
| BOT101A0 | Clean For Wood | 20 | 2 5/16 |
| BOT101B | Clean For Wood | 10 variable gullet | 3 |
| BOT101BF | Clean For Hard-wood | 10 variable gullet | 3 |
| BOT101BR | Clean For Wood | 10 | 3 |
| BOT101DP | Clean For Hard-wood | 6 | 2 3/4 |
| BOT11G | Basic For Metal | 36 | 2 5/8 |
| BOT111C | Basic For Wood | 8 | 3 |
| BOT111CF | Accurate For Wood With Nails | 8 | 3 |
| BOT113A3 | Special For Soft-material | Knife edge | 3 |
| BOT118A | Basic For Metal | 17-24 progressive | 2 5/8 |
| BOT118AF | Flexible For Metal | 17-24 progressive | 2 5/8 |
| BOT118B | Basic For Metal | 11-14 progressive | 2 5/8 |
| BOT118EF | Flexible For Metal | 14-18 progressive | 2 5/8 |
| BOT118G | Basic For Metal | 36 | 2 |
| BOT119BO | Basic For Wood | 12 | 2 |
| BOT119BO3 | Basic For Wood | 12 | 2 3/16 |
| BOT123X | Progressor For Metal | 10-24 progressive | 3 |
| BOT127D | Special For Aluminum | 8 | 3 |
| BOT127DF | Flexible For Aluminum | 8 | 3 5/8 |
| BOT18A | Basic For Metal | 24 | 1 1/8 |
| BOT211HF | Basic For Wood | 10 | 2 |
| BOT218A | Basic For Metal | 24 | 2 |
| BOT318A | Basic For Metal | 24 | 4 |
| BOT318B | Basic For Metal | 14 | 4.24 |



M K MORSE
Hole Saws
Bi-Metal
Master Cobalt®



- Features an M3 high-speed steel cutting edge, electron beam welded to a tough steel backer
- Positive rake tooth design provides better chip clearance as teeth cut into wood, plastic or any machinable metal
- Bi-metal design bonds M3 cutting edge to fatigue resistant backer

| Item # | Diameter (in.) | Pipe Tap Size (in.) | Pipe Ent. Size (in.) |
|--------|----------------|---------------------|----------------------|
| MKAV09 | 9/16 | - | |
| MKAV10 | 5/8 | - | |
| MKAV11 | 11/16 | - | |
| MKAV12 | 3/4 | 1/2 | 3/8 |
| MKAV13 | 13/16 | - | |
| MKAV14 | 7/8 | 3/4 | 1/2 |
| MKAV15 | 15/16 | - | |
| MKAV16 | 1 | - | |
| MKAV17 | 1 1/16 | - | |
| MKAV18 | 1 1/8 | 1 | 3/4 |
| MKAV19 | 1 3/16 | - | |
| MKAV20 | 1 1/4 | - | |
| MKAV21 | 1 5/16 | - | |
| MKAV22 | 1 3/8 | - | 1 |
| MKAV23 | 1 7/16 | - | |
| MKAV24 | 1 1/2 | 1 1/4 | - |
| MKAV25 | 1 9/16 | - | |
| MKAV26 | 1 5/8 | - | |
| MKAV27 | 1 11/16 | - | |
| MKAV28 | 1 3/4 | 1 1/2 | 1 1/4 |
| MKAV29 | 1 13/16 | - | |
| MKAV30 | 1 7/8 | - | |
| MKAV32 | 2 | - | 1 1/2 |
| MKAV33 | 2 1/16 | - | |
| MKAV34 | 2 1/8 | - | |
| MKAV36 | 2 1/4 | 2 | - |
| MKAV37 | 2 5/16 | 2 | - |
| MKAV38 | 2 3/8 | - | |
| MKAV40 | 2 1/2 | - | 2 |
| MKAV41 | 2 9/16 | - | |
| MKAV42 | 2 5/8 | 2 1/2 | - |
| MKAV44 | 2 3/4 | - | |
| MKAV46 | 2 7/8 | - | |
| MKAV48 | 3 | - | 2 1/2 |
| MKAV50 | 3 1/8 | - | |
| MKAV52 | 3 1/4 | 3 | - |
| MKAV54 | 3 5/8 | - | |

| Item # | Diameter (in.) | Pipe Tap Size (in.) | Pipe Ent. Size (in.) |
|--------|----------------|---------------------|----------------------|
| MKAV56 | 3 1/2 | - | |
| MKAV58 | 3 5/8 | - | 3 |
| MKAV60 | 3 3/4 | 3 1/2 | - |
| MKAV62 | 3 7/8 | 3 1/2 | - |
| MKAV64 | 4 | - | |
| MKAV66 | 4 1/8 | - | 3 1/2 |
| MKAV68 | 4 1/4 | 4 | - |
| MKAV70 | 4 3/8 | 4 | - |
| MKAV72 | 4 1/2 | 4 | |
| MKAV76 | 4 3/4 | - | |
| MKAV80 | 5 | - | |
| MKAV88 | 5 1/2 | - | |
| MKAV92 | 5 3/4 | - | |
| MKAV96 | 6 | - | |

M K MORSE
Hole Saw

Tungsten Carbide Tipped

- Specifically designed for sawing holes in abrasive materials such as fiberglass, particleboard, asbestos board, and formica
- Tungsten carbide tooth tips offer the highest wear resistance possible and longer life cutting abrasive materials
- Ground and set teeth to help cut materials that bi-metal saws will not cut
- 3 teeth per inch creates wider gullet for better chip clearance and faster cutting



| Item # | Diameter (in.) |
|--------|----------------|
| MKAT12 | 3/4 |
| MKAT14 | 7/8 |
| MKAT16 | 1 |
| MKAT18 | 1 1/8 |
| MKAT20 | 1 1/4 |
| MKAT22 | 1 3/8 |
| MKAT24 | 1 1/2 |
| MKAT26 | 1 5/8 |
| MKAT32 | 2 |
| MKAT36 | 2 1/4 |
| MKAT38 | 2 3/8 |
| MKAT40 | 2 1/2 |
| MKAT44 | 2 3/4 |
| MKAT48 | 3 |
| MKAT56 | 3 1/2 |
| MKAT58 | 3 5/8 |
| MKAT64 | 4 |
| MKAT68 | 4 1/4 |
| MKAT72 | 4 1/2 |
| MKAT80 | 5 |
| MKAT88 | 5 1/2 |
| MKAT96 | 6 |



M K MORSE
Hole Saw
Tungsten Carbide Grit



- The long-lasting choice for cutting holes in materials too hard or abrasive for standard bi-metal saws, or so thin they would strip bi-metal or chip carbide teeth
- Ideal for cutting ceramics, fiberglass, hardwoods, cast iron, composites, etc.
- Super resistance to heat, wear and abrasion with shock resistant back
- Tungsten carbide grains are bonded to alloy backs with a gulletted, snag resistant edge
- 1-1/2" cutting depth

| Item # | Diameter (in.) | Pipe Tap Size (in.) | Pipe Ent. Size (in.) |
|----------|----------------|---------------------|----------------------|
| MKATCG12 | 3/4 | 1/2 | 3/8 |
| MKATCG14 | 7/8 | 3/4 | 1/2 |
| MKATCG16 | 1 | - | - |
| MKATCG18 | 1 1/8 | 1 | 3/4 |
| MKATCG19 | 1 1/16 | - | - |
| MKATCG20 | 1 1/4 | - | - |
| MKATCG22 | 1 3/8 | - | 1 |
| MKATCG24 | 1 1/2 | 1 1/4 | - |
| MKATCG26 | 1 5/8 | - | - |
| MKATCG28 | 1 3/4 | 1 1/2 | 1 1/4 |
| MKATCG32 | 2 | - | 1 1/2 |
| MKATCG36 | 2 1/4 | 2 | - |
| MKATCG38 | 2 3/8 | - | 2 |
| MKATCG40 | 2 1/2 | - | - |
| MKATCG44 | 2 3/4 | - | - |
| MKATCG48 | 3 | - | 2 1/2 |
| MKATCG56 | 3 1/2 | - | - |
| MKATCG58 | 3 5/8 | - | 3 |
| MKATCG64 | 4 | - | - |
| MKATCG72 | 4 1/2 | - | 4 |
| MKATCG80 | 5 | - | - |
| MKATCG88 | 5/2 | - | - |
| MKATCG96 | 6 | - | - |

M K MORSE
Carbon Steel Arbors
With Pilot Drills

- Come complete with pilot drills
- Adapt Morse Hole Saws to any power drill

| Item # | Shank Size | Drill Number | Chuck Size | Fits Saws (in.) |
|---------|------------|--------------|------------|-----------------|
| MKM24K | 1/4 Round | MPD401 | 1/4 | *9/16 - 1 3/16 |
| MKM34 | 3/8 Hex | MPD4S01 | 3/8 | *9/16 - 1 3/16 |
| MKM44 | 7/16 Hex | MPD401 | 1/2 | *9/16 - 1 3/16 |
| MKM35PS | 3/8 Hex | MPD4S01 | 3/8 | 1 1/4 - 6 |
| MKM45P | 7/16 Hex | MPD401 | 1/2 | 1 1/4 - 6 |
| MKM45 | 7/16 Hex | MPD401 | 1/2 | 1 1/4" - 2 3/8" |



M K MORSE
Master Electricians Hole Saw Kit
Bi-Metal Variable Pitch
Master Cobalt®

- Entrance sizes to 4"
- Saws (1 each): 7/8", 1-1/8", 1-3/8", 1-3/4", 2", 2-1/2", 3", 3-5/8", 4-1/8", 4-1/2"
- Arbors (1 each): M24K, M44, M45P



Item #
MKAV08E

M K MORSE
Electricians Hole Saw Kit
Bi-Metal Variable Pitch
Master Cobalt®

- Entrance sizes to 2"
- Saws (1 each): 7/8", 1-1/8", 1-3/8", 1-3/4", 2", 2-1/2"
- Arbors (1 each): M44, M45P



Item #
MKAV02E

M K MORSE
Hole Saw Kit
Bi-Metal/Plumber
Master Cobalt®

- Contains pipe tap sizes for pipe through 2"
- Saws (1 each): 3/4", 7/8", 1-1/8", 1-1/2", 1-3/4", 2-1/4"
- Arbors (1 each): M44, M45P



Item #
MKAV04P



M K MORSE Hole Saws

Bi-Metal Advanced Edge

* Metric sizes shown with asterisk are exact millimeter sizes. All other metric sizes are approximate metric equivalents of exact inch sizes.



| Item # | Dia. (in.) | Dia. (mm) | Pipe Tap Size (in.) | Pipe Ent. Size (in.) |
|--------|------------|-----------|---------------------|----------------------|
|--------|------------|-----------|---------------------|----------------------|

MK09-MK244 use the following 1/2-20 arbors MK04 or MK05

| | | | | |
|---------|--------|-----|-------|-----|
| MKMK09 | 9/16 | 14 | | |
| MKMK10 | 5/8 | 16 | | |
| MKMK105 | | 16* | | |
| MKMK11 | 1 1/16 | 17 | | |
| MKMK12 | 3/4 | 19 | 1/2 | 3/8 |
| MKMK125 | | 20* | | |
| MKMK13 | 13/16 | 21 | | |
| MKMK14 | 7/8 | 22 | 3/4 | 1/2 |
| MKMK15 | 15/16 | 24 | | |
| MKMK155 | | 25* | | |
| MKMK16 | 1 | 25 | | |
| MKMK17 | 1 1/16 | 27 | | |
| MKMK18 | 1 1/8 | 29 | 1 | 3/4 |
| MKMK185 | | 30* | | |
| MKMK19 | 1 3/16 | 30 | | |
| MKMK20 | 1 1/4 | 32 | | |
| MKMK204 | 1 1/4 | 32 | | |
| MKMK205 | | 32* | | |
| MKMK21 | 1 5/16 | 33 | | |
| MKMK22 | 1 3/8 | 35 | | 1 |
| MKMK224 | 1 3/8 | 35 | | |
| MKMK225 | | 35* | | |
| MKMK23 | 1 7/16 | 37 | | |
| MKMK24 | 1 1/2 | 38 | 1 1/4 | |
| MKMK244 | 1 1/2 | 38 | 1 1/4 | |

MK20-MK385 use the following 5/8-18 arbors MK03, MK06

| | | | | |
|---------|---------|-----|-------|-------|
| MKMK25 | 1 9/16 | 40 | | |
| MKMK255 | | 40* | | |
| MKMK26 | 1 5/8 | 41 | | |
| MKMK27 | 1 11/16 | 43 | | |
| MKMK28 | 1 3/4 | 44 | 1 1/2 | 1 1/4 |
| MKMK285 | | 45* | | |
| MKMK29 | 1 3/4 | 46 | | |
| MKMK30 | 1 7/8 | 48 | | |
| MKMK315 | | 50* | | |

| Item # | Dia. (in.) | Dia. (mm) | Pipe Tap Size (in.) | Pipe Ent. Size (in.) |
|--------|------------|-----------|---------------------|----------------------|
|--------|------------|-----------|---------------------|----------------------|

MKMK32 2 51 1 1/2

MK20-MK38 use the following 5/8-18 arbors MK03, MK06

| | | | | |
|---------|--------|-----|---|--|
| MKMK33 | 2 1/16 | 52 | | |
| MKMK34 | 2 1/8 | 54 | | |
| MKMK345 | | 55* | | |
| MKMK36 | 2 1/4 | 57 | 2 | |
| MKMK37 | 2 5/16 | 59 | | |
| MKMK38 | 2 3/8 | 60 | | |
| MKMK385 | | 62 | | |

MK40-MK96 use the following 5/8-18 arbors MK03, MK06

| | | | | |
|---------|---------|-------|-------|-------|
| MKMK40 | 2 1/2 | 64 | | 2 |
| MKMK41 | 2 5/16 | 65 | | |
| MKMK42 | 2 5/8 | 67 | 2 1/2 | |
| MKMK425 | | 68* | | |
| MKMK435 | 2 11/16 | 68.5* | | |
| MKMK44 | 2 3/4 | 70 | | |
| MKMK46 | 2 7/8 | 73 | | |
| MKMK475 | | 75* | | |
| MKMK48 | 3 | 76 | | 2 1/2 |
| MKMK50 | 3 1/8 | 79 | | |
| MKMK52 | 3 1/4 | 83 | 3 | |
| MKMK54 | 3 3/8 | 86 | | |
| MKMK56 | 3 1/2 | 89 | | |
| MKMK58 | 3 5/8 | 92 | | 3 |
| MKMK60 | 3 3/4 | 95 | 3 1/2 | |
| MKMK62 | 3 7/8 | 98 | | |
| MKMK63 | | 100* | | |
| MKMK64 | 4 | 102 | | |
| MKMK66 | 4 1/8 | 105 | | 3 1/2 |
| MKMK68 | 4 1/4 | 108 | 4 | |
| MKMK70 | 4 3/8 | 111 | | |
| MKMK72 | 4 1/2 | 114 | | 4 |
| MKMK76 | 4 3/4 | 121 | 4 1/2 | |
| MKMK80 | 5 | 127 | | |
| MKMK84 | 5 1/4 | 133 | | |
| MKMK88 | 5 1/2 | 140 | | |
| MKMK92 | 5 3/4 | 146 | | |
| MKMK96 | 6 | 152 | | |

M K MORSE

Arbors Advanced Edge



| Item # | Desc. | Use with Diameters: |
|--------|-------|---------------------|
|--------|-------|---------------------|

| | | |
|--------|-------------------|---------------|
| MKMK03 | 1/2" & Larger Hex | Over 1 1/4" |
| MKMK04 | 1/4" & Larger Hex | Up To 1 3/16" |
| MKMK05 | 3/8" & Larger Hex | Up To 1 3/16" |
| MKMK06 | 3/8" & Larger Hex | Over 1 1/4" |



M K MORSE
Pilot Drills
Advanced Edge



| Item # | Desc. |
|------------|---------------------------------|
| MKMK5156PD | 3 1/16" x 1/4" (78 mm x 6.5 mm) |

M K MORSE
Hole Saw Kits
Advanced Edge



- More teeth , deeper gullet in the cutting action increases material removal
- New tooth form maximizes penetration with a positive rake face
- Electricians Kit 8 piece, 6 AE Hole Saws (7/8", 1-1/8", 1-3/8", 1-3/4", 2", 2-1/2"), 2 arbors
- Plumbers Kit 8 Piece, 6 AE Hole Saws (3/4", 7/8", 1-1/8", 1-1/2", 1-3/4", 2-1/4"), 2 Arbors
- General Purpose Kit 11 Piece, 9 AE Hole Saws (3/4", 7/8", 1-1/8", 1-3/8", 1-1/2", 1-3/4", 2", 2-1/4", 2-1/2"), 2 Arbors
- Master Electricians Kit 14 Piece, 11 AE Hole Saws (3/4", 7/8", 1-1/8", 1-3/8", 1-3/4", 2", 2-1/2", 3", 3-5/8", 4-1/8", 4-3/4"), 3 Arbors

| Item # | Desc. |
|----------------|----------------------------------|
| MKMK0600L | Electricians Kit 8-Piece |
| MKMK8600P | Plumbers Kit 8-Piece |
| MKMK7700G | General Purpose Kit 11-Piece |
| MKMK21200 L | Master Electricians Kit 14-Piece |

M K MORSE
Pilot Drills and Accessories

- ME12 Arbor Extension can be used with all 7/16" shank arbors



| Item # | Comp # | Desc. |
|------------|--------|---|
| MKMPD4N01 | 140782 | 4 in. x 1/4 in. Pilot Drill, 3 Notches for Set Screws |
| MKME12 | 141123 | 12 in. Extension for Shank of 7/16 in. (10.5 mm) Arbors |
| MKMPD4CT01 | NA | 4 in. x 1/4 in. Carbide Tipped Pilot Drill |



7-1/4"
Circular Saw Blade
16T Carbide Thin Kerf
DeWalt



- Tougher tungsten carbide stays sharper longer
- Thin kerf for smoother cut
- Ribbed heat vents allow blade to run cooler, reducing blade flexing and binding
- All blades feature 5/8" arbor with diamond knock-out
- Diameter: 7-1/4"
- Teeth: 24
- Arbor size: 5/8 rd

| Item # |
|----------|
| DTDW3578 |

DeWalt
7-1/4"
Circular Saw Blade
24 T Carbide



- Economy Carbide Blade
- Universal arbor

| Item # |
|------------|
| DTB7254524 |

12" Saw Blades
Metal Cutting
DeWalt



- This blade has been designed to work with the DW872 Multi-Cutter™ system
 - For use with metal cutting "dry cut" miter saws only
 - Specially formulated carbide with 12% titanium for long life in metal cutting
 - Expansion slots dissipate heat to extend blade life
 - Modified ATB tooth geometry provides clean, burr-free cuts
- Specifications:
- Dia.: 12"
 - Arbor: 1"
 - Kerf: 0.087
 - Max. RPM: 1800

| Item # | Desc. | Teeth |
|----------|-----------------------------------|-------|
| DTDW7737 | Heavy Gauge Ferrous Metal Cutting | 60 |
| DTDW7745 | Lt. Ga. Steel | 90 |
| DTDW7739 | Stainless Steel Cutting | 80 |
| DTDW7749 | Stainless Steel | 90 |



IRWIN
Industrial Tools

IRWIN INDUSTRIAL TOOLS
6-1/2"
Circular Saw Blade
Marathon®

- The Fastest Framing Blade Ever!™
- Every other tooth is thinner for faster cuts
- New heat vent/expansion slot design reduces vibration for longer life and straighter cuts
- Diameter: 6-1/2"
- Tooth Count: 20
- Arbor: 5/8" Diamond



Item #

IR24021

IRWIN INDUSTRIAL TOOLS

7-1/4"
Circular Saw Blade
Thin Kerf
Marathon®

- Diameter: 7-1/4 in./184 mm
- No of Teeth: 24
- Arbor Hole: Universal
- Kerf: .067 in. / 1.7 mm



Item #

IR24030

MORSE
THE M. K. MORSE COMPANY

M K MORSE

Band Saw Blades



| Item # | TPI | Length (in.) | Width (in.) | Thickness (in.) | Tooth Set |
|-----------------|-------|------------------|---------------|-----------------|----------------|
| MKZWEP321014 | 10-14 | 32 $\frac{7}{8}$ | $\frac{1}{2}$ | 0.020 | Modified Raker |
| MKZWEP321418 | 14-18 | 32 $\frac{7}{8}$ | $\frac{1}{2}$ | 0.020 | Wavy |
| MKZWEP322024 | 20-24 | 32 $\frac{7}{8}$ | $\frac{1}{2}$ | 0.020 | Wavy |
| MKZWEP351418MC | 14-18 | 35 $\frac{3}{8}$ | $\frac{1}{2}$ | 0.020 | Wavy |
| MKZWEP5318WS | 18 | 35 $\frac{3}{8}$ | $\frac{1}{2}$ | 0.020 | Wavy |
| MKZWEPXTL441014 | 10-14 | 44 $\frac{7}{8}$ | $\frac{1}{2}$ | 0.020 | Modified Raker |
| MKZWEPXTL441418 | 14-18 | 44 $\frac{7}{8}$ | $\frac{1}{2}$ | 0.020 | Wavy |
| MKZWEPXTL442024 | 20-24 | 44 $\frac{7}{8}$ | $\frac{1}{2}$ | 0.020 | Wavy |

We can help you find the right
blade for your application. Ask
your Edge rep today



MILWAUKEE ELECTRIC TOOL CORP.

Self-feed Bits

Milwaukee®

- Self-feed bits cut faster, have improved balance with reduced runout
- Shanks have flat surfaces for secure chuck grip
- Large self-feed bits in 3", 3-5/8" and 4-5/8" sizes have double inside cutter blades that shave hole radius for clean, smooth holes without pressure



| Item # | Desc. Diameter (in.) | For Std Pipe Sizes (in.) |
|--------------|----------------------|--------------------------|
| MI48-25-3621 | 3 5/8 | 3* |
| MI48-25-4125 | 4 1/8 | 3* |
| MI48-25-4621 | 4 5/8 | 4* |

MILWAUKEE ELECTRIC TOOL CORP.

Heavy-Duty Self-feed Bits

| Item # | Diameter (in.) |
|--------------|----------------|
| MI48-25-1001 | 1 |
| MI48-25-1121 | 1 1/8 |
| MI48-25-1251 | 1 1/4 |
| MI48-25-1371 | 1 3/8 |
| MI48-25-1501 | 1 1/2 |
| MI48-25-1751 | 1 3/4 |
| MI48-25-2001 | 2 |
| MI48-25-2121 | 2 1/8 |
| MI48-25-2251 | 2 1/4 |
| MI48-25-2561 | 2 9/16 |
| MI48-25-3001 | 3 |



MILWAUKEE ELECTRIC TOOL CORP.

7-Bit Contractor Kits

Self-feed Bits

- Complete assortment of the most commonly used Milwaukee self-feed bits for big hole drilling
- Sizes include 1", 1-1/8", 1-1/4", 1-1/2", 1-3/4", 2-1/8", 2-9/16" diameters
- Also 5-1/2" one piece - shank and coupling - extension and carrying case



Item #

MI49-22-0130

MILWAUKEE ELECTRIC TOOL CORP.

7-Bit Plumber's Kits Hole Saw Bits

- Complete assortment of the most commonly used Milwaukee bits for big hole drilling
- Quick change auger sizes include 7/8" (48-13-6552), 1-1/8" (48-13-6554), 1-1/4" (48-13-6555), 1-1/2" (48-13-6557) auger bits and self-feed bits in 1-3/4", 2-1/8", 2-9/16" diameters
- Also 5-1/2" one piece - shank and coupling - extension and carrying case



Item #

MI49-22-0065

MILWAUKEE ELECTRIC TOOL CORP.

4-Bit Contractor's Kit Self-feed Bits

- Assortment of Milwaukee self-feed bits for big hole drilling
- Sizes include 1-3/8", 1-1/2", 2-1/8", 2-9/16" diameters
- Also 5-1/2" one piece - shank and coupling - extension and carrying case



Item #

MI49-22-0135

MILWAUKEE ELECTRIC TOOL CORP.

Universal Shank Extensions QUICK-LOK™

- 7/16" Universal QUICK-LOK™ Extension has an innovative design that fits all 7/16" shanks - with or without a power-groove
- Unique design requires no tools to change out bits, making it fast and efficient
- Impact rated for maximum durability
- Exclusive QUICK-LOK™ accepts all 7/16" shanks



| Item # | Length (in.) |
|--------------|--------------|
| MI48-28-1030 | 5 1/2 |
| MI48-28-1040 | 12 |
| MI48-28-1050 | 18 |
| MI48-28-1060 | 24 |

Edge has an extensive selection of bits on hand. Whether you are drilling wood, metal or masonry, we can help.



TRIUMPH TWIST DRILL CO.
Jobber Length Drills
HSS T1HD Series
Thunderbit®



- 135° split-point for quick penetration and reduced "walking"
- Premium-grade industrial steel for longer life and heat resistance
- Unique flute design for superior material removal
- Finish: Black/Bronze oxide
- Range of applications: Iron, steel, stainless steel, wood
- Open flute design for easier chip evacuation
- Made In USA

| Item # | Size | Decimal Equivalent | Flute Length | Overall Length | Env. Qty. |
|---------|-------|--------------------|--------------|----------------|-----------|
| TR12504 | 1/16 | .0625 | 7/8 | 1 7/8 | 12 |
| TR12505 | 5/64 | .0781 | 1 | 2 | 12 |
| TR12506 | 3/32 | .0938 | 1 1/4 | 2 1/4 | 12 |
| TR12508 | 1/8 | .1250 | 1 5/8 | 2 3/4 | 12 |
| TR12509 | 9/64 | .1406 | 1 3/4 | 2 7/8 | 12 |
| TR12510 | 5/32 | .1562 | 2 | 3 1/8 | 12 |
| TR12511 | 11/64 | .1719 | 2 1/8 | 3 1/4 | 12 |
| TR12512 | 3/16 | .1875 | 2 5/16 | 3 1/2 | 12 |
| TR12513 | 13/64 | .2031 | 2 7/16 | 3 5/8 | 12 |
| TR12514 | 7/32 | .2188 | 2 1/2 | 3 3/4 | 12 |
| TR12515 | 15/64 | .2344 | 2 5/8 | 3 7/8 | 12 |
| TR12516 | 1/4 | .2500 | 2 3/4 | 4 | 12 |
| TR12517 | 17/64 | .2656 | 2 7/8 | 4 1/8 | 12 |
| TR12518 | 9/32 | .2812 | 2 15/16 | 4 1/4 | 12 |
| TR12519 | 19/64 | .2969 | 3 1/16 | 4 3/8 | 12 |
| TR12520 | 5/16 | .3125 | 3 3/16 | 4 1/2 | 6 |
| TR12521 | 21/64 | .3281 | 3 5/16 | 4 5/8 | 6 |
| TR12522 | 11/32 | .3438 | 3 7/16 | 4 3/4 | 6 |
| TR12523 | 23/64 | .3594 | 3 1/2 | 4 7/8 | 6 |
| TR12524 | 3/8 | .3750 | 3 5/8 | 5 | 6 |
| TR12525 | 25/64 | .3906 | 3 3/4 | 5 1/8 | 6 |
| TR12526 | 13/32 | .4062 | 3 7/8 | 5 1/4 | 6 |
| TR12527 | 27/64 | .4219 | 3 15/16 | 5 3/8 | 6 |
| TR12528 | 7/16 | .4375 | 4 1/16 | 5 1/2 | 6 |
| TR12529 | 29/64 | .4531 | 4 3/16 | 5 5/8 | 6 |
| TR12530 | 15/32 | .4688 | 4 5/16 | 5 3/4 | 6 |
| TR12531 | 31/64 | .4844 | 4 3/8 | 5 7/8 | 6 |
| TR12532 | 1/2 | .5000 | 4 1/2 | 6 | |

TRIUMPH TWIST DRILL CO.
Jobber Length Drills
Cobalt T1C Series



- 135° split-point for quick penetration and reduced "walking"
 - M-35 cobalt steel for increased heat resistance and longer life
 - Designed for difficult-to-drill alloy applications
 - Finish: Bronze oxide
 - Range of applications: Steel, stainless steel
- Made In USA

| Item # | Size | Decimal Equivalent | Flute Length | Overall Length | Env. Qty. |
|---------|-------|--------------------|--------------|----------------|-----------|
| TR11504 | 1/16 | .0625 | 7/8 | 1 7/8 | 12 |
| TR11505 | 5/64 | .0781 | 1 | 2 | 12 |
| TR11506 | 3/32 | .0938 | 1 1/4 | 2 1/4 | 12 |
| TR11507 | 7/64 | .1094 | 1 1/2 | 2 5/8 | 12 |
| TR11508 | 1/8 | .1250 | 1 5/8 | 2 3/4 | 12 |
| TR11509 | 9/64 | .1406 | 1 3/4 | 2 7/8 | 12 |
| TR11510 | 5/32 | .1562 | 2 | 3 1/8 | 12 |
| TR11511 | 11/64 | .1719 | 2 1/8 | 3 1/4 | 12 |
| TR11512 | 3/16 | .1875 | 2 5/16 | 3 1/2 | 12 |
| TR11513 | 13/64 | .2031 | 2 7/16 | 3 5/8 | 12 |
| TR11514 | 7/32 | .2188 | 2 1/2 | 3 3/4 | 12 |
| TR11515 | 15/64 | .2344 | 2 5/8 | 3 7/8 | 12 |
| TR11516 | 1/4 | .2500 | 2 3/4 | 4 | 12 |
| TR11517 | 17/64 | .2656 | 2 7/8 | 4 1/8 | 12 |
| TR11518 | 9/32 | .2812 | 2 15/16 | 4 1/4 | 12 |
| TR11519 | 19/64 | .2969 | 3 1/16 | 4 3/8 | 12 |
| TR11520 | 5/16 | .3125 | 3 3/16 | 4 1/2 | 6 |
| TR11521 | 21/64 | .3281 | 3 5/16 | 4 5/8 | 6 |
| TR11522 | 11/32 | .3438 | 3 7/16 | 4 3/4 | 6 |
| TR11523 | 23/64 | .3594 | 3 1/2 | 4 7/8 | 6 |
| TR11524 | 3/8 | .3750 | 3 5/8 | 5 | 6 |
| TR11525 | 25/64 | .3906 | 3 3/4 | 5 1/8 | 6 |
| TR11526 | 13/32 | .4062 | 3 7/8 | 5 1/4 | 6 |
| TR11527 | 27/64 | .4219 | 3 15/16 | 5 3/8 | 6 |
| TR11528 | 7/16 | .4375 | 4 1/16 | 5 1/2 | 6 |
| TR11529 | 29/64 | .4531 | 4 3/16 | 5 5/8 | 6 |
| TR11530 | 15/32 | .4688 | 4 5/16 | 5 3/4 | 6 |
| TR11531 | 31/64 | .4844 | 4 3/8 | 5 7/8 | 6 |
| TR11532 | 1/2 | .5000 | 4 1/2 | 6 | |

Replace those lost or dull bits at the Edge. Fill up your drill index, or buy a new one.



TRIUMPH TWIST DRILL CO.

**Screw Machine
Length Drills
HSS T4 Series**



- 135° split-point for quick penetration and reduced "walking"
- Black oxide finish for added lubricity
- Short length and heavy-duty construction provides additional strength
- Range of applications: Iron, steel, stainless steel, wood
- Made In USA

| Item # | Size | Decimal Equivalent | Flute Length | Overall Length | Env. Qty. |
|---------|-------|--------------------|--------------|----------------|-----------|
| TR44404 | 1/16 | .0625 | 5/8 | 1 5/8 | 12 |
| TR44405 | 5/64 | .0781 | 1 1/16 | 1 11/16 | 12 |
| TR44406 | 3/32 | .0938 | 3/4 | 1 3/4 | 12 |
| TR44407 | 7/64 | .1094 | 13/16 | 1 13/16 | 12 |
| TR44408 | 1/8 | .1250 | 7/8 | 1 7/8 | 12 |
| TR44409 | 9/64 | .1406 | 15/16 | 1 15/16 | 12 |
| TR44410 | 5/32 | .1562 | 1 | 2 1/16 | 12 |
| TR44412 | 3/16 | .1875 | 1 1/8 | 2 3/16 | 12 |
| TR44414 | 7/32 | .2188 | 1 1/4 | 2 3/8 | 12 |
| TR44415 | 15/64 | .2344 | 1 5/16 | 2 7/16 | 12 |
| TR44416 | 1/4 | .2500 | 1 3/8 | 2 1/2 | 12 |
| TR44417 | 17/64 | .2656 | 1 7/16 | 2 5/8 | 12 |
| TR44418 | 9/32 | .2812 | 1 1/2 | 2 11/16 | 12 |
| TR44419 | 19/64 | .2969 | 1 9/16 | 2 3/4 | 12 |
| TR44420 | 5/16 | .3125 | 1 5/8 | 2 13/16 | 6 |
| TR44421 | 21/64 | .3281 | 1 11/16 | 2 15/16 | 6 |
| TR44424 | 3/8 | .3750 | 1 13/16 | 3 1/8 | 6 |
| TR44425 | 25/64 | .3906 | 1 7/8 | 3 1/4 | 6 |
| TR44426 | 13/32 | .4062 | 1 15/16 | 3 5/16 | 6 |
| TR44427 | 27/64 | .4219 | 2 | 3 3/8 | 6 |
| TR44428 | 7/16 | .4375 | 2 1/16 | 3 7/16 | 6 |
| TR44429 | 29/64 | .4531 | 2 1/8 | 3 9/16 | 6 |
| TR44432 | 1/2 | .5000 | 2 1/4 | 3 3/4 | 6 |

TRIUMPH TWIST DRILL CO.

Aircraft Drills

HSS T6HH & T12HH Series

- 135° split-point for quick penetration and reduced "walking"
- Black oxide finish for added lubricity
- Range of applications: Iron, steel, stainless steel, wood
- For hard-to-reach drilling
- Made In USA

| Item # | Size | Decimal Equivalent | Flute Length | Overall Length | Env. Qty. |
|--------|------|--------------------|--------------|----------------|-----------|
|--------|------|--------------------|--------------|----------------|-----------|

T6HH

| | | | | |
|---------|-------|-------|--------|---|
| TR57505 | 5/64 | .0781 | 1 | 6 |
| TR57506 | 3/32 | .0938 | 1 1/4 | 6 |
| TR57507 | 7/64 | .1094 | 1 1/2 | 6 |
| TR57508 | 1/8 | .1250 | 1 5/8 | 6 |
| TR57509 | 9/64 | .1406 | 1 3/4 | 6 |
| TR57510 | 5/32 | .1562 | 2 | 6 |
| TR57511 | 11/64 | .1719 | 2 1/8 | 6 |
| TR57512 | 3/16 | .1875 | 2 5/16 | 6 |
| TR57514 | 7/32 | .2188 | 2 1/2 | 6 |
| TR57515 | 15/64 | .2344 | 2 5/8 | 6 |
| TR57516 | 1/4 | .2500 | 2 3/4 | 6 |
| TR57520 | 5/16 | .3125 | 3 3/16 | 6 |
| TR57524 | 3/8 | .3750 | 3 5/8 | 6 |
| TR57528 | 7/16 | .4375 | 4 1/16 | 6 |
| TR57532 | 1/2 | .5000 | 4 1/2 | 6 |

T12HH

| | | | | | |
|---------|------|-------|--------|----|---|
| TR58508 | 1/8 | .1250 | 1 5/8 | 12 | 6 |
| TR58512 | 3/16 | .1875 | 2 5/16 | 12 | 6 |
| TR58516 | 1/4 | .2500 | 2 3/4 | 12 | 6 |
| TR58520 | 5/16 | .3125 | 3 3/16 | 12 | 3 |
| TR58524 | 3/8 | .3750 | 3 5/8 | 12 | 3 |
| TR58528 | 7/16 | .4375 | 4 1/16 | 12 | 3 |
| TR58532 | 1/2 | .5000 | 4 1/2 | 12 | 3 |

We have
the tools
you need.



TRIUMPH TWIST DRILL CO.
Jobber Length Drills

T1D Series

- 135° Split-Point for quick penetration and reduced "walking"
- High speed steel
- Black oxide finish
- Use for heavy-duty construction
- Heavy-duty geometry and construction
- Made In USA



| Item # | Size | Decimal Equivalent | Flute Length | Overall Length | Env. Qty. |
|---------|-------|--------------------|--------------|----------------|-----------|
| TR11404 | 1/16 | .0625 | 7/8 | 1 7/8 | 12 |
| TR11405 | 5/64 | .0781 | 1 | 2 | 12 |
| TR11406 | 3/32 | .0938 | 1 1/4 | 2 1/4 | 12 |
| TR11407 | 7/64 | .1094 | 1 1/2 | 2 5/8 | 12 |
| TR11408 | 1/8 | .1250 | 1 5/8 | 2 3/4 | 12 |
| TR11409 | 9/64 | .1406 | 1 3/4 | 2 7/8 | 12 |
| TR11410 | 5/32 | .1562 | 2 | 3 1/8 | 12 |
| TR11411 | 11/64 | .1719 | 2 1/8 | 3 1/4 | 12 |
| TR11412 | 3/16 | .1875 | 2 5/16 | 3 1/2 | 12 |
| TR11413 | 13/64 | .2031 | 2 7/16 | 3 5/8 | 12 |
| TR11414 | 7/32 | .2188 | 2 1/2 | 3 3/4 | 12 |
| TR11415 | 15/64 | .2344 | 2 5/8 | 3 7/8 | 12 |
| TR11416 | 1/4 | .2500 | 2 3/4 | 4 | 12 |
| TR11417 | 17/64 | .2656 | 2 7/8 | 4 1/8 | 12 |
| TR11418 | 9/32 | .2812 | 2 15/16 | 4 1/4 | 12 |
| TR11419 | 19/64 | .2969 | 3 1/16 | 4 3/8 | 12 |
| TR11420 | 5/16 | .3125 | 3 3/16 | 4 1/2 | 6 |
| TR11421 | 21/64 | .3281 | 3 5/16 | 4 5/8 | 6 |
| TR11422 | 11/32 | .3438 | 3 7/16 | 4 3/4 | 6 |
| TR11423 | 23/64 | .3594 | 3 1/2 | 4 7/8 | 6 |
| TR11424 | 3/8 | .3750 | 3 5/8 | 5 | 6 |
| TR11425 | 25/64 | .3906 | 3 3/4 | 5 1/8 | 6 |
| TR11426 | 13/32 | .4062 | 3 7/8 | 5 1/4 | 6 |
| TR11427 | 27/64 | .4219 | 3 15/16 | 5 3/8 | 6 |
| TR11428 | 7/16 | .4375 | 4 1/16 | 5 1/2 | 6 |
| TR11428 | 29/64 | .4531 | 4 3/16 | 5 5/8 | 6 |
| TR11430 | 15/32 | .4688 | 4 5/16 | 5 3/4 | 6 |
| TR11431 | 31/64 | .4844 | 4 3/8 | 5 7/8 | 6 |
| TR11432 | 1/2 | .5000 | 4 1/2 | 6 | |

TRIUMPH TWIST DRILL CO.
Reduced Shank Drill
HSS T9F Series



- 1/2" Shank
- 118° Point, high-speed steel, black oxide flutes - 3 flats
- Not designed to enlarge existing holes
- Flatted shank prevents slippage in three jaw chuck
- Flute Length - 3"
- Overall Length - 6"
- Made In USA

| Item # | Size | Decimal Equivalent |
|---------|--------|--------------------|
| TR92833 | 33/64 | .5156 |
| TR92834 | 17/32 | .5312 |
| TR92835 | 35/64 | .5469 |
| TR92836 | 9/16 | .5625 |
| TR92837 | 37/64 | .5781 |
| TR92838 | 19/32 | .5938 |
| TR92840 | 5/8 | .6250 |
| TR92841 | 41/64 | .6406 |
| TR92842 | 21/32 | .6562 |
| TR92844 | 11/16 | .6875 |
| TR92845 | 45/64 | .7031 |
| TR92846 | 23/32 | .7188 |
| TR92847 | 47/64 | .7344 |
| TR92848 | 3/4 | .7500 |
| TR92849 | 49/64 | .7656 |
| TR92850 | 25/32 | .7812 |
| TR92852 | 13/16 | .8125 |
| TR92853 | 53/64 | .8281 |
| TR92854 | 27/32 | .8438 |
| TR92856 | 7/8 | .8750 |
| TR92860 | 15/16 | .9375 |
| TR92863 | 63/64 | .9844 |
| TR92864 | 1" | 1.0000 |
| TR92868 | 1 1/16 | 1.0625 |
| TR92872 | 1 1/8 | 1.1250 |
| TR92876 | 1 3/16 | 1.1875 |
| TR92880 | 1 1/4 | 1.2500 |
| TR92884 | 1 5/16 | 1.3125 |
| TR92888 | 1 3/8 | 1.3750 |
| TR92896 | 1 1/2 | 1.5000 |



TRIUMPH TWIST DRILL CO.

Double End Body Drills

HSS TSM8 Series

- 135° split-point for quick penetration and reduced "walking"
- Popular for pop rivet drilling applications
- Use for drilling any thin sheet material
- Finish: Black oxide
- Flute Length: 1/2
- Made In USA



| Item # | Size | Decimal Equivalent | Overall Length |
|---------|------|--------------------|----------------|
| TR98808 | 1/8 | .1250 | 2 |
| TR98809 | 9/64 | .1406 | 2 |
| TR98810 | 5/32 | .1562 | 2 1/16 |
| TR98812 | 3/16 | .1875 | 2 3/16 |
| TR98814 | 7/32 | .2188 | 2 3/8 |
| TR98816 | 1/4 | .2500 | 2 1/2 |
| TR98820 | 20 | .1610 | 2 1/8 |
| TR98830 | 30 | .1285 | 2 |

TRIUMPH TWIST DRILL CO.

Jobber Length Drills

T2B Series

- 118° Point
- High speed steel
- Black oxide finish
- General purpose use
- Made In USA



| Item # | Size | Decimal Equivalent | Flute Length | Overall Length | Env. Qty. |
|---------|------|--------------------|--------------|----------------|-----------|
| TR12201 | #1 | .2280 | 2 5/8 | 3 7/8 | 12 |
| TR12202 | #2 | .2210 | 2 5/8 | 3 7/8 | 12 |
| TR12203 | #3 | .2130 | 2 1/2 | 3 3/4 | 12 |
| TR12204 | #4 | .2090 | 2 1/2 | 3 3/4 | 12 |
| TR12205 | #5 | .2055 | 2 1/2 | 3 3/4 | 12 |
| TR12206 | #6 | .2040 | 2 1/2 | 3 3/4 | 12 |
| TR12207 | #7 | .2010 | 2 7/16 | 3 5/8 | 12 |
| TR12208 | #8 | .1990 | 2 7/16 | 3 5/8 | 12 |
| TR12209 | #9 | .1960 | 2 7/16 | 3 5/8 | 12 |
| TR12210 | #10 | .1935 | 2 7/16 | 3 5/8 | 12 |
| TR12211 | #11 | .1910 | 2 5/16 | 3 1/2 | 12 |
| TR12212 | #12 | .1890 | 2 5/16 | 3 1/2 | 12 |
| TR12213 | #13 | .1850 | 2 5/16 | 3 1/2 | 12 |
| TR12214 | #14 | .1820 | 2 3/16 | 3 3/8 | 12 |
| TR12215 | #15 | .1800 | 2 3/16 | 3 3/8 | 12 |
| TR12216 | #16 | .1770 | 2 3/16 | 3 3/8 | 12 |

| Item # | Size | Decimal Equivalent | Flute Length | Overall Length | Env. Qty. |
|---------|------|--------------------|--------------|----------------|-----------|
| TR12217 | #17 | .1730 | 2-3/16 | 3 3/8 | 12 |
| TR12218 | #18 | .1695 | 2-1/8 | 3 1/4 | 12 |
| TR12219 | #19 | .1660 | 2-1/8 | 3 1/4 | 12 |
| TR12220 | #20 | .1610 | 2-1/8 | 3 1/4 | 12 |
| TR12221 | #21 | .1590 | 2-1/8 | 3 1/4 | 12 |
| TR12222 | #22 | .1570 | 2 | 3 1/8 | 12 |
| TR12223 | #23 | .1540 | 2 | 3 1/8 | 12 |
| TR12224 | #24 | .1520 | 2 | 3 1/8 | 12 |
| TR12225 | #25 | .1495 | 1 7/8 | 3 | 12 |
| TR12226 | #26 | .1470 | 1 7/8 | 3 | 12 |
| TR12227 | #27 | .1440 | 1 7/8 | 3 | 12 |
| TR12228 | #28 | .1405 | 1 3/4 | 2 7/8 | 12 |
| TR12229 | #29 | .1360 | 1 3/4 | 2 7/8 | 12 |
| TR12230 | #30 | .1285 | 1 5/8 | 2 3/4 | 12 |
| TR12231 | #31 | .1200 | 1 5/8 | 2 3/4 | 12 |
| TR12232 | #32 | .1160 | 1 5/8 | 2 3/4 | 12 |
| TR12233 | #33 | .1130 | 1 1/2 | 2 5/8 | 12 |
| TR12234 | #34 | .1110 | 1 1/2 | 2 5/8 | 12 |
| TR12235 | #35 | .1100 | 1 1/2 | 2 5/8 | 12 |
| TR12236 | #36 | .1065 | 1 7/16 | 2 1/2 | 12 |
| TR12237 | #37 | .1040 | 1 7/16 | 2 1/2 | 12 |
| TR12238 | #38 | .1015 | 1 7/16 | 2 1/2 | 12 |
| TR12239 | #39 | .0995 | 1 3/8 | 2 3/8 | 12 |
| TR12240 | #40 | .0980 | 1 3/8 | 2 3/8 | 12 |
| TR12241 | #41 | .0960 | 1 3/8 | 2 3/8 | 12 |
| TR12242 | #42 | .0935 | 1 1/4 | 2 1/4 | 12 |
| TR12243 | #43 | .0890 | 1 1/4 | 2 1/4 | 12 |
| TR12244 | #44 | .0860 | 1 1/8 | 2 1/8 | 12 |
| TR12245 | #45 | .0820 | 1 1/8 | 2 1/8 | 12 |
| TR12246 | #46 | .0810 | 1 1/8 | 2 1/8 | 12 |
| TR12247 | #47 | .0785 | 1 | 2 | 12 |
| TR12248 | #48 | .0760 | 1 | 2 | 12 |
| TR12249 | #49 | .0730 | 1 | 2 | 12 |
| TR12250 | #50 | .0700 | 1 | 2 | 12 |
| TR12251 | #51 | .0670 | 1 | 2 | 12 |
| TR12252 | #52 | .0635 | 7/8 | 1 7/8 | 12 |
| TR12253 | #53 | .0595 | 7/8 | 1 7/8 | 12 |
| TR12254 | #54 | .0550 | 7/8 | 1 7/8 | 12 |
| TR12255 | #55 | .0520 | 7/8 | 1 7/8 | 12 |
| TR12256 | #56 | .0465 | 3/4 | 1 3/4 | 12 |
| TR12257 | #57 | .0430 | 3/4 | 1 3/4 | 12 |
| TR12258 | #58 | .0420 | 11/16 | 1 5/8 | 12 |
| TR12259 | #59 | .0410 | 11/16 | 1 5/8 | 12 |
| TR12260 | #60 | .0400 | 11/16 | 1 5/8 | 12 |



TRIUMPH TWIST DRILL CO.
Jobber Length Drills
T3B Series



- 118° Point
- High speed steel
- Black oxide finish
- General purpose use
- Made In USA

| Item # | Size | Decimal Equivalent | Flute Length | Overall Length | Env. Qty. |
|---------|------|--------------------|------------------|-----------------|-----------|
| TR13201 | A | .2340 | 2 $\frac{5}{8}$ | 3 $\frac{7}{8}$ | 12 |
| TR13202 | B | .2380 | 2 $\frac{3}{4}$ | 4 | 12 |
| TR13203 | C | .2420 | 2 $\frac{3}{4}$ | 4 | 12 |
| TR13204 | D | .2460 | 2 $\frac{3}{4}$ | 4 | 12 |
| TR13206 | F | .2570 | 2 $\frac{7}{8}$ | 4 $\frac{1}{8}$ | 12 |
| TR13207 | G | .2610 | 2 $\frac{7}{8}$ | 4 $\frac{1}{8}$ | 12 |
| TR13208 | H | .2660 | 2 $\frac{7}{8}$ | 4 $\frac{1}{8}$ | 12 |
| TR13209 | I | .2720 | 2 $\frac{7}{8}$ | 4 $\frac{1}{8}$ | 12 |
| TR13210 | J | .2770 | 2 $\frac{7}{8}$ | 4 $\frac{1}{8}$ | 12 |
| TR13211 | K | .2810 | 2 $\frac{5}{16}$ | 4 $\frac{1}{4}$ | 12 |
| TR13212 | L | .2900 | 2 $\frac{5}{16}$ | 4 $\frac{1}{4}$ | 12 |
| TR13213 | M | .2950 | 3 $\frac{1}{16}$ | 4 $\frac{3}{8}$ | 12 |
| TR13214 | N | .3020 | 3 $\frac{1}{16}$ | 4 $\frac{3}{8}$ | 12 |
| TR13215 | O | .3160 | 3 $\frac{3}{16}$ | 4 $\frac{1}{2}$ | 6 |
| TR13216 | P | .3230 | 3 $\frac{3}{16}$ | 4 $\frac{5}{8}$ | 6 |
| TR13217 | Q | .3320 | 3 $\frac{7}{16}$ | 4 $\frac{3}{4}$ | 6 |
| TR13218 | R | .3390 | 3 $\frac{7}{16}$ | 4 $\frac{3}{4}$ | 6 |
| TR13219 | S | .3480 | 3 $\frac{1}{2}$ | 4 $\frac{7}{8}$ | 6 |
| TR13220 | T | .3580 | 3 $\frac{1}{2}$ | 4 $\frac{7}{8}$ | 6 |
| TR13221 | U | .3680 | 3 $\frac{5}{8}$ | 5 | 6 |
| TR13222 | V | .3770 | 3 $\frac{5}{8}$ | 5 | 6 |
| TR13223 | W | .3860 | 3 $\frac{3}{4}$ | 5 $\frac{1}{8}$ | 6 |
| TR13224 | X | .3970 | 3 $\frac{3}{4}$ | 5 $\frac{1}{8}$ | 6 |
| TR13225 | Y | .4040 | 3 $\frac{7}{8}$ | 5 $\frac{1}{4}$ | 6 |
| TR13226 | Z | .4130 | 3 $\frac{7}{8}$ | 5 $\frac{1}{4}$ | 6 |

TRIUMPH TWIST DRILL CO.
Jobber Length Drill Sets
Fractional



- Metal Indexes
- Heavy-Duty with Black Oxide Finish (99856 Black & Bronze Oxide)

| Item # | Desc. | Range |
|---------|-----------------|--|
| TR99803 | 29 Piece T17D | $\frac{1}{16}$ "– $\frac{1}{2}$ " by 64ths |
| TR99809 | 15 Piece T18D | $\frac{1}{16}$ "– $\frac{1}{2}$ " by 32ths |
| TR99815 | 13 Piece T19D | $\frac{1}{16}$ "– $\frac{1}{4}$ " by 64ths |
| TR99836 | 21 Piece T180D | $\frac{1}{16}$ "– $\frac{3}{8}$ " by 64ths |
| TR99856 | 29 Piece, T17HD | $\frac{1}{16}$ "– $\frac{1}{2}$ " by 64ths |

TRIUMPH TWIST DRILL CO.
Screw Extractor and Drill Set
T50CX



- Combination sizes in vinyl pouch
- Set Qty.: 10-piece, Screw Extractor
- Drill Size Range: #1-5 and 5/64, 7/64, 5/32, 1/4, 17/64 in.
- Style: General Purpose, Finish: Gray Finish (Bright Finish Drills)

Item #

TR98150

IRWIN
Industrial Tools

IRWIN INDUSTRIAL TOOLS
6-Piece Wood Boring Bit Set
Speedbor® 2000™



- Double cutting spurs scribe the outside of the hole reducing breakout
- Grooved hex shank prevents slipping in drill chuck or bit extension
- Fits all standard quick change chucks

Item #

IR88898

IRWIN INDUSTRIAL TOOLS
13-Piece Wood Boring Bit Set



Set Includes:

No.-Size:

- 88804-1/4", 88805-5/16", 88806-3/8", 88807-7/16", 88808-1/2", 88809-9/16", 88810-5/8", 88811-11/16", 88812-3/4", 88813-13/16", 88814-7/8", 88815-15/16", 88816-1"

Item #

Wt

IR88894

1.26



IRWIN INDUSTRIAL TOOLS Wood Boring Bits

- Hex shank
- 6" Speedbor2000® bits



| Item # | Diameter (in.) |
|---------|----------------|
| IR88804 | 1/4 |
| IR88805 | 5/16 |
| IR88806 | 3/8 |
| IR88807 | 7/16 |
| IR88808 | 1/2 |
| IR88809 | 9/16 |
| IR88810 | 5/8 |
| IR88811 | 11/16 |
| IR88812 | 3/4 |
| IR88813 | 13/16 |
| IR88814 | 7/8 |
| IR88815 | 15/16 |
| IR88816 | 1 |
| IR88818 | 1 1/8 |
| IR88820 | 1 1/4 |
| IR88822 | 1 3/8 |
| IR88824 | 1 1/2 |

IRWIN INDUSTRIAL TOOLS Wood Bit Extensions

- Adds extra reach to wood boring bit
- Extension head will follow 5/8" and larger bits through hole
- Two set screws secure bit into extension



| Item # | Overall Length (in.) |
|---------|----------------------|
| IR88702 | 6 |
| IR88601 | 12 |

IRWIN INDUSTRIAL TOOLS Quick Change Extensions

Irwin® Lock-N-Load®

Chuck and Extensions:

- Slim diameter chuck and extensions pass through 11/16" holes



| Item # | Desc. |
|---------|-------------------------------|
| IR90106 | 6 in. Quick-Change Extension |
| IR90112 | 12 in. Quick-Change Extension |

IRWIN INDUSTRIAL TOOLS Woodboring Drill Bit Speedbor

- The fastest speedbor spade bit ever
- Tri-Flute design for faster chip ejection
- Cutting spurs have 3 cutting edges for added durability
- Full screw tip allows bit to self feed
- Grooved hex shank prevents slipping in drill chuck or bit extension
- Fits all standard 1/4" quick change chucks
- Shank Length: 6"



| Item # | Diameter (in.) |
|-----------|----------------|
| IR3041001 | 1/2 |
| IR3041002 | 5/8 |
| IR3041004 | 3/4 |
| IR3041005 | 7/8 |
| IR3041007 | 1 |
| IR3041009 | 1 1/4 |

IRWIN INDUSTRIAL TOOLS Woodboring Drill Bit Sets Speedbor

- The fastest speedbor spade bit ever
- Tri-Flute design for faster chip ejection
- Cutting spurs have 3 cutting edges for added durability
- Full screw tip allows bit to self feed
- Grooved hex shank prevents slipping in drill chuck or bit extension
- Fits all standard 1/4" quick change chucks
- Comes with a heavy-duty case
- Shank Length: 6"



| Item # | Desc. |
|-----------|---|
| IR3041003 | 3-pc set includes 5/8", 3/4" and 1" |
| IR3041006 | 6-pc set includes 1/2", 5/8", 3/4", 7/8", 1" and 1 1/4" |

IRWIN INDUSTRIAL TOOLS Screwdriver Bit Set 16-Piece

- Phillips (1), #2 Phillips (2), #3 Phillips (1), #2 Square Recess (2), 8-10 Slotted (1); Nutsetters: 1/4" (1), 5/16" (1), 3/8" (1); 2" Power Bits: #2 Phillips (2), #2 Square Recess (1), 8-10 Slotted (1), 6-8 Slotted (1); 2-1/4" Magnetic Bit Holder (1)



| Item # |
|-----------|
| IR3057014 |

IRWIN Industrial Tools

IRWIN INDUSTRIAL TOOLS Installer Bits

- Constructed of premium alloy steel for drilling into a variety of materials including wood, plaster, and metal lath encountered while installing wire
- Special 82° point for fast drilling
- Hole in flute makes it easy to pull wire through walls, ceilings and floors
- Ideal for installation of small wire for telephones, cable TV, computers and security systems



| Item # | Diameter (in.) | Overall Length (in.) |
|---------|----------------|----------------------|
| IR39004 | 1/4 | 18 |
| IR39005 | 5/16 | 18 |
| IR39006 | 3/8 | 18 |
| IR39007 | 7/16 | 18 |
| IR39008 | 1/2 | 18 |
| IR39404 | 1/4 | 24 |
| IR39405 | 5/16 | 24 |
| IR39406 | 3/8 | 24 |
| IR39408 | 1/2 | 24 |
| IR39608 | 1/2 | 30 |

IRWIN INDUSTRIAL TOOLS Magnetic Screw Guide Retracting Sleeve

- Engineered to hold long fasteners in place
- Screw guide sleeve retracts as the fastener is driven into the work piece
- Magnetic for secure retention of fastener
- Designed for use with insert bits only
- 1/4" Shank Diameter



| Item # | Retracted Length (in.) | Extended Length (in.) |
|---------|------------------------|-----------------------|
| IR93553 | 4 1/16 | 7 3/8 |

If you don't see what you're looking for ask one of our sales staff. We have the resources to get you what you want. Edge is your one-stop shop for construction supplies!

MAG-BIT

MAG-BIT® High Speed Steel Bits 911 Long Boys

- Designed to give the roofing and framing contractor more holes per bit using pre-drilled joist hangers, anchors, caps and connectors
- 1/2" shank with 3 flats
- 118° point

| Item # | Size (in.) |
|-------------|------------|
| MAG911.1016 | 5/8 |
| MAG911.1116 | 1 1/16 |
| MAG911.1216 | 3/4 |
| MAG911.1316 | 13/16 |
| MAG911.1416 | 7/8 |
| MAG911.1516 | 15/16 |
| MAG911.1616 | 1 |
| MAG911.1816 | 1 1/8 |
| MAG911.2016 | 1 1/4 |



MAG-BIT® Extension Bit

- Provided with 2 set screws & hex wrench
- Fits most boring tools with 1/4", 5/16", & 7/16" hex shanks
- 5/16" extensions require bits 5/8" or larger

| Item # | Size (in.) |
|----------------|------------|
| MAG782.12.0516 | 5/16x12 |



MORSE THE M. K. MORSE COMPANY

M K MORSE Step Drills

- Excellent tool for electrical contractors, sheetmetal workers and auto mechanics
- Ideal for drilling repetitive holes in steel, copper, brass, plastic, plexiglas and other thin materials
- Made of high speed steel with double fluted ground cutting edge for long life
- TiN(Titanium Nitride) coated step drills last up to six times longer than those made without TiN coating

| Item # | Desc. | Shank Inches (in.) |
|---------|------------------------|--------------------|
| MKESD09 | 3/4" - 1 5/8" by 16ths | 1/2 |
| MKESD08 | 9/16" - 1" by 16ths | 3/8 |
| MKESD07 | 1/8" - 1/2" by 16ths | 1/4 |
| MKESD06 | 1/8" - 3/8" by 16ths | 3/8 |
| MKESD05 | 1/4" - 1 1/8" by 16ths | 3/8 |
| MKESD04 | 1/4" - 3/4" by 16ths | 3/8 |
| MKESD03 | 3/16" - 7/8" by 16ths | 3/8 |
| MKESD02 | 3/16" - 1/2" by 16ths | 1/4 |
| MKESD01 | 1/8" - 1/2" by 32nds | 1/4 |





HOUGEN MFG., INC.

Carbide Holcutters™

- Cut smooth, fast, burr-free holes in all types of materials, from soft aluminum to tough-to-cut stainless and cast iron
- Features a shoulder stop to prevent over penetration of the work piece
- Ejector Spring helps with slug ejection
- Tungsten carbide provides long tool life and smooth cutting action
- Dramatically outlasts bi-metal hole saws and step drills
- For materials up to 1/8" thick
- All cutters include arbor, pilot and spring
- Made in the USA



| Item # | Cutter Dia. (in.) | Decimal Equivalent |
|---------|---------------------------------|--------------------|
| HG14322 | 1 ¹ / ₁₆ | .6875 |
| HG14324 | 3/4 | .7500 |
| HG14326 | 13 ¹ / ₁₆ | .8125 |
| HG14328 | 7/8 | .8750 |
| HG14330 | 15 ¹ / ₁₆ | .9375 |
| HG14332 | 1 | 1.0000 |
| HG14334 | 1 ¹ / ₁₆ | 1.0625 |
| HG14336 | 1 ¹ / ₈ | 1.1250 |
| HG14338 | 13 ¹ / ₁₆ | 1.1875 |
| HG14340 | 1 ¹ / ₄ | 1.2500 |
| HG14342 | 15 ¹ / ₁₆ | 1.3125 |
| HG14344 | 13/8 | 1.3750 |
| HG14348 | 1 ¹ / ₂ | 1.5000 |
| HG14352 | 15/8 | 1.6250 |
| HG14356 | 13/4 | 1.7500 |
| HG14362 | 2 | 2.0000 |
| HG14366 | 2 ¹ / ₈ | 2.1250 |
| HG14368 | 2 ¹ / ₄ | 2.2500 |
| HG14372 | 23/8 | 2.3750 |
| HG14374 | 2 ¹ / ₂ | 2.5000 |
| HG14378 | 25/8 | 2.6250 |
| HG14380 | 23/4 | 2.7500 |
| HG14384 | 3 | 3.0000 |

Pilot Bits

| | |
|---------|--|
| HG14301 | 1 ¹ / ₁₆ " - 23/8" |
| HG14302 | 2 ¹ / ₂ " - 3" |

Ejector Spring

| | |
|---------|--|
| HG14303 | 1 ¹ / ₁₆ " - 23/8" |
| HG14304 | 2 ¹ / ₂ " - 3" |

HOUGEN MFG., INC. HSS Holcutters™

- For sheet metal and thin materials up to 1/8" thick
- Last 10x longer and cut 3x faster than bi-metal hole saws or twist drills
- Use a single arbor, with a patented Quad-Lead thread mounting system
- Use with 14009 arbor
- Made in the USA



| Item # | Cutter Dia. (in.) | Decimal Equivalent |
|---------|---------------------------------|--------------------|
| HG14222 | 1 ¹ / ₁₆ | .6875 |
| HG14224 | 3/4 | .7500 |
| HG14226 | 13 ¹ / ₁₆ | .8125 |
| HG14228 | 7/8 | .8750 |
| HG14230 | 15 ¹ / ₁₆ | .9375 |
| HG14232 | 1 | 1.0000 |
| HG14234 | 1 ¹ / ₁₆ | 1.0625 |
| HG14236 | 1 ¹ / ₈ | 1.1250 |
| HG14238 | 13 ¹ / ₁₆ | 1.1875 |
| HG14240 | 1 ¹ / ₄ | 1.2500 |
| HG14242 | 15 ¹ / ₁₆ | 1.3125 |
| HG14244 | 13/8 | 1.3750 |
| HG14246 | 17 ¹ / ₁₆ | 1.4375 |
| HG14248 | 1 ¹ / ₂ | 1.5000 |
| HG14250 | 19 ¹ / ₁₆ | 1.5625 |
| HG14252 | 15/8 | 1.6250 |
| HG14254 | 1 ¹¹ / ₁₆ | 1.6875 |
| HG14256 | 13/4 | 1.7500 |
| HG14260 | 17/8 | 1.8750 |
| HG14262 | 2 | 2.0000 |
| HG14264 | 2 ¹ / ₁₆ | 2.0625 |
| HG14266 | 2 ¹ / ₈ | 2.1250 |
| HG14268 | 2 ¹ / ₄ | 2.2500 |
| HG14272 | 23/8 | 2.3750 |
| HG14274 | 2 ¹ / ₂ | 2.5000 |
| HG14276 | 29 ¹ / ₁₆ | 2.5625 |
| HG14278 | 25/8 | 2.6250 |
| HG14280 | 23/4 | 2.7500 |
| HG14282 | 27/8 | 2.8750 |
| HG14284 | 3 | 3.0000 |

Arbor for Quad-Lead thread cutters (3/8" chuck)

HG14009

Pilot for 14009 Arbor

HG13007C



HOUGEN MFG., INC.

HSS Holcutters™ Kit

- Sturdy plastic case contains Arbor, Pilots, Hex Washer, instructions, and HSS Holcutters: 7/8, 1-1/8, 1-3/8, 1-3/4, 2 & 2-1/2"
- For sheet metal and thin materials up to 1/8" thick
- Last 10x longer and cut 3x faster than bi-metal hole saws or twist drills
- Use a single arbor, with a patented Quad-Lead thread mounting system
- Use with 14009 arbor
- Made in the USA



| Item # | Desc. |
|----------|--------------|
| HG14005C | 6 Cutter Kit |



1/4" Hex Power Drive Bit

Hex Phillips
Apex



- Universal power notch to fit directly into the power tool for improved concentricity and easier clearance

| Item # | Point Size | OA Length (in.) | Body Dia (in.) | Turned Length (in.) |
|-----------|------------|-----------------|----------------|---------------------|
| AP491*X | 1 | 1 15/16 | 3/16 | 1 1/4 |
| AP491-A*X | 1 | 2 3/4 | 3/16 | 2 |
| AP491-B*X | 1 | 3 1/2 | 3/16 | 2 3/4 |
| AP491-C*X | 1 | 6 | 3/16 | 2 |
| AP492*X | 2 | 1 15/16 | 1/4 | 1 1/4 |
| AP492-A*X | 2 | 2 3/4 | 1/4 | 2 |
| AP492-B*X | 2 | 3 1/2 | 1/4 | 2 3/4 |
| AP492-C*X | 2 | 6 | 1/4 | 2 |
| AP493*X | 3 | 1 15/16 | 5/16 | 1 |
| AP493-A*X | 3 | 2 3/4 | 5/16 | 1 3/4 |
| AP493-B*X | 3 | 3 1/2 | 5/16 | 2 1/2 |

1/4" Hex Insert Bit

Hex Phillips
Apex



| Item # | Point Size | Overall Length (in.) |
|-----------|------------|----------------------|
| AP440-1*X | 1 | |
| AP440-2*X | 2 | 1 |
| AP440-3*X | 3 | 1 |

1/4" Hex Insert Bit Limited Clearance Phillips

Apex



| Item # | Point Size | OA Lgth. (in.(mm)) | Turned Lgth. (in.) |
|-----------|------------|--------------------|--------------------|
| AP446-1*X | 1 | 7/16 | |
| AP446-2*X | 2 | 1 | 7/16 |

5/16" Hex Insert Slotted Bit

Phillips
Apex



- 5/16" Hex insert bits
- Phillips bit
- Turned OD (B): 0.108" (4.06 mm)

| Item # | Point Size | Overall Length (in.) |
|-----------|------------|----------------------|
| AP480-2*X | 2 | 1 1/4 |
| AP480-3*X | 3 | 1 1/4 |

1/4" Hex Power Drive Bit

Slotted Bit
Apex



| Item # | Screw Size | Length (in. (mm)) | Blade Thck (in. (mm)) | Blade Width/Body Dia. (in.) |
|-----------|------------|-------------------|-----------------------|-----------------------------|
| AP320-3*X | 6F-8R | 1 15/16 (49) | .038 (.97) | .250 |
| AP326-3*X | 6F-8R | 2 3/4 (70) | .038 (.97) | .250 |
| AP320-4*X | 8F-10R | 1 15/16 (49) | .042 (1.07) | .275 |
| AP320-5*X | 10F-12R | 1 15/16 (49) | .046 (1.17) | .312 |

1/4" Hex Insert Bit

Slotted
Apex



| Item # | Screw Size | Length (in. (mm)) | Blade Thck (in. (mm)) |
|-----------|------------|-------------------|-----------------------|
| AP445-1*X | 4F-5R | 1 | .034 (.86) |
| AP445-2*X | 6F-8R | 1 | .040 |
| AP445-3*X | 8F-10R | 1 | .042 |
| AP445-4*X | 10F-12R | 1 | .046 |

Limited Clearance

| | | | |
|------------|-------|---|------------|
| AP445-0X | 3F-4R | 1 | .030 |
| AP445-10*X | 4F-5R | 1 | .034 (.86) |
| AP445-20*X | 5F-6R | 1 | .036 |



1/4" Hex Insert Bit
Hex Torx®
Apex



| Item # | Driver Size (in.) | OA Length (in.) |
|---------------|-------------------|-----------------|
| AP440-TX-05*X | T-5 | .055 |
| AP440-TX-10*X | T-10 | 1 |
| AP440-TX-20*X | T-20 | 1 |
| AP440-TX-27*X | T-27 | 1 |
| AP440-TX-30*X | T-30 | 1 |
| AP440-TX-45*X | T-45 | 1 1/4 |
| AP440-TX-08*X | T-8 | .090 |
| AP440-TX-15*X | T-15 | .128 |
| AP440-TX-25*X | T-25 | .173 |
| AP440-TX-40*X | T-40 | .260 |
| AP440-TX-50X | T-50 | .346 |

5/16" Hex Insert Bit
Torx®
Apex



| Item # | Point Size | Width of Head (in.) | Overall Length (in.) |
|---------------|------------|---------------------|----------------------|
| AP480-TX-30*X | T-30 | .216 | 1 1/4 |
| AP480-TX-40*X | T-40 | .260 | 1 1/4 |
| AP480-TX-50*X | T-50 | .346 | 1 1/4 |

1/4" Hex Power Drive Bit
Hex Torx®
Apex



| Item # | Driver Size | Body Dia. (in.) | OA Lgth. (in.) |
|--------------|-------------|-----------------|----------------|
| AP49-A-TX-20 | T-20 | .171 | 2 3/4 |
| AP49-A-TX-25 | T-25 | .193 | 2 3/4 |

1/4" Hex Insert Bit
Square Recess
Apex



| Item # | Point Size | Nominal Size (in.) | OA Length (in.) |
|-----------|------------|--------------------|-----------------|
| AP950-0*X | 0 | 1/16 | 1 |
| AP950-1*X | 1 | 3/32 | 1 |
| AP950-2*X | 2 | 1/8 | 1 |
| AP950-3*X | 3 | 9/64 | 1 |

1/4" Hex Power Drive Bit
Square Recess
Apex



| Item # | Point Size (in.) | Nominal Size (in.) | Overall Length (in.) |
|-------------|------------------|--------------------|----------------------|
| AP954-1*X | 1 | 3/32 | 15/16 |
| AP954-A-1*X | 1 | 3/32 | 2 3/4 |
| AP954-B-1*X | 1 | 3/32 | 3 1/2 |
| AP954-2*X | 2 | 1/8 | 1 15/16 |
| AP954-A-2*X | 2 | 1/8 | 2 3/4 |
| AP954-B-2*X | 2 | 1/8 | 3 1/2 |
| AP954-3*X | 3 | 9/64 | 1 15/16 |
| AP954-A-3*X | 3 | 9/64 | 2 3/4 |
| AP954-B-3*X | 3 | 9/64 | 3 1/2 |
| AP954-C-2*X | 2 | 1/8 | 6 |
| AP954-C-3*X | 3 | 9/64 | 6 |

1/4" Hex Extension
Square Drive Socket
Adapter
Apex



| Item # | Overall Length (in.) | Type of Lock |
|-------------------------|----------------------|--------------|
| 1/4" Male Square | | |
| APEX-250-2 | 2 | Pin |
| APEX-250-B-2 | 2 | Ball |
| APEX-250-3 | 3 | Pin |
| APEX-250-6 | 6 | Pin |
| 3/8" Male Square | | |
| APEX-370-B | 1/4 | Ball |
| APEX-370-B-2 | 1/4 | Ball |
| 1/2" Male Square | | |
| APEX-500-B-2 | 2 | Ball |



1/4" Hex Drive Nutsetter

Magnetic
Apex



| Item # | Size (in.) | OA Length (in.) | Socket Nose Dia (in.) |
|----------|------------|-----------------|-----------------------|
| APMDA-08 | 1/4 | 1 3/4 | 7/16 |
| APMDA-10 | 5/16 | 1 3/4 | 1/2 |
| APMDA-12 | 3/8 | 1 3/4 | 9/16 |
| APMDB-08 | 1/4 | 2 9/16 | 7/16 |
| APMDB-10 | 5/16 | 2 9/16 | 1/2 |
| APMDB-12 | 3/8 | 2 9/16 | 9/16 |
| APMDB-14 | 7/16 | 2 9/16 | 5/8 |

1/4" Hex Drive Bit Holder

Magnetic
Apex



| Item # | Overall Length (in.) |
|-----------|----------------------|
| APM-490 | 2 31/32 |
| APM-490-2 | 2 |
| APM-490-6 | 6 |

Multi-Craft® Drill Chuck

Jacobs®



- Ideal for corded or cordless reversible or non-reversible power drills
- Through-hardened jaws for hard, wear resistant gripping surfaces

| Item # | Model No. | Cap. Range Min. (in.) | Cap. Range Max. (in.) | Mount Thrd. | Key No. |
|----------|-----------|-----------------------|-----------------------|-------------|---------|
| PJA30598 | 1/2 Cap. | 0.078 | 0.500 | 3/8 - 24 | KK |

Keyless Drill Chuck

Jacobs®



- Patented keyless design produces greater bit ripping force than conventional keyed chucks
- Hand-Tite® keyless operation increases operator productivity and convenience by speeding bit changeovers and eliminating downtime caused by loss of chuck keys

| Item # | Cap. Range Min. (in.) | Cap. Range Max. (in.) | Mount Thrd. | OA Lgth. (in.) |
|----------|-----------------------|-----------------------|-------------|----------------|
| PJA30354 | 0.040 | 0.375 | 3/8 - 24 | 2.00 |
| PJA31038 | 0.062 | 0.500 | 1/2 - 20 | 2.90 |
| PJA31037 | 0.062 | 0.500 | 3/8 - 24 | 2.90 |

Plain Bearing Chuck

Thread Mounted/Heavy-Duty
Jacobs®



- Heavy-duty model for threaded mounting
- Jaws center-ground for absolute straightness and alignment
- Jaws specially treated to ensure extended thread life and high gripping surface hardness
- Fluted sleeve standard

| Item # | Maximum Capacity Range in. (mm) | Mount Thread | Key No. | Closed Length Dimension in. (mm) | Open Length Dimension in. (mm) | Sleeve Dia. Dimension in. (mm) | Model No. |
|---------|---------------------------------|--------------|---------|----------------------------------|--------------------------------|--------------------------------|-----------|
| PJA6255 | 0.250 (6.5) | 3/8-24 | K7 | 2.23 (57) | 1.74 (44) | 1.33 (34) | 7BA 3/8 |



Adapt-a-Drive® Chuck Jacobs®

- Converts any cordless screwdriver to a multi-purpose mini-drill for bit sizes up to 1/4"
- Easy conversion-integral hex mount locks the Adapt-A-Drive chuck into the screwdriver bit socket
- Ideal for use in starting screw holes for use in hard-to-reach spaces
- Mount Thread: .250-Hex
- Key No.: KG1



Item #

PJA30248

Replacement Chuck Keys Jacobs®



| Item # | Pilot Size (in.) | Used On Chuck | Key No. | Handle Type |
|----------|------------------|--|---------|-------------|
| PJA3649 | 1/4 | 2 Series | K2 | Thumb |
| PJA3651 | 5/16 | 3, 34 Series & 14N | K3 | Thumb |
| PJA3655 | 3/8 | 36, 16, 18N | K4 | Thumb |
| PJA3659 | 7/32 | 7 Series | K7 | Thumb |
| PJA3666 | 1/4 | 32, 33 Series & 11N | K32 | Thumb |
| PJA30052 | 9/32 | DC8, SM8, 74K, 22BA, 23BA, 24BA, 26BA, 29-33 | KK | "T" |
| PJA14273 | 1/4 | 1/4 & 3/8 Multi-Craft (Black Handle) | | "T" |

Replacement Keyleashes Jacobs®

- Keyleash Model A (3685) fits key No. K0, K1, K7, KG
- Keyleash Model B (3686) fits key No. K30, K32, K2, KK



Item #

PJA3685

PJA3686



IDEAL INDUSTRIES Powerblade™ Cable Cutter

- Versatile unit fits any drill that accepts a 3/8" drive shaft
- Cuts up to 750 MCM hard-drawn copper and up to 1,000 MCM aluminum
- Hardened steel blades ensure consistent cuts and long-term durability
- Rounded blade design minimizes cable distortion during cutting
- Ergonomic, non-slip handle provides excellent grip and comfort



Item #

ID35-078



MALCO PRODUCTS INC. TurboShear™

TS1 Drill Attachment

- Inserts into chuck of A/C or cordless drill
- Cuts a variety of building materials
- 20 gauge capacity in galvanized steel



Item #

Desc.

MCTS1 Power assisted metal shears

MALCO PRODUCTS INC. TurboShear Heavy-Duty™

TSHD Drill Attachment

- Inserts into chuck of 14.4 volt or larger A/C or cordless drill
- Clamping device is standard with TSHD TurboShear
- Navigates tight patterns and square cuts
- Cuts a variety of building materials with the ability to reposition upside down for greater maneuverability
- 18 gauge capacity in galvanized steel



Item #

Desc.

MCTSHD Power assisted heavy-duty shears



MALCO PRODUCTS INC.
Fiber Cement Siding TurboShear™
TSF1 Drill Attachment

- Attaches to your existing cordless or A/C drill to go where the work is
- Fast cutting blades are specialized for fiber cement siding only up to 5/16"
- Straight shearing, precise arcs, fine trimming



| Item # | Desc. |
|--------|------------------------------------|
| MCTSFC | Power assisted fiber cement shears |



BIG FOOT
Saw Adapter Kit
Worm Drive Saws

- Fits Skil® 7-1/4" HD77, HD77M & Bosch® 7-1/4" 1677M
- Allows 3-3/4" depth of cut and will cut any 4x material in one pass
- Kit comes with the new short depth slide, installation instructions, 10-1/4" x 36 carbide blade



| Item # |
|---------|
| PBF KIT |



VOLEX
3 Wire Cord With Moulded Strain Reliefs
Type SJ

- Replaces Milwaukee cord # 22-64-0395



| Item # | Gauge/ Wires | Length (ft.) | Rating | Plug |
|-----------|-----------------|--------------|----------|---------------------|
| PEUC-7661 | 16/3 | 9 | 300 Volt | Moulded Rubber Plug |

VOLEX
3 Wire Cord With Moulded Strain Reliefs
Type S



| Item # | Gauge/ Wires | Length (ft.) | Rating | Plug |
|-----------|-----------------|--------------|----------|---------------------|
| PEUC-9196 | 16/3 | 10 | 600 Volt | Moulded Rubber Cord |

VOLEX
2 Wire Cord
Type SJ



- C-7308 replaces DeWalt # 448557-98
- C-7330 replaces DeWalt # 330081-08

| Item # | Gauge/ Wires | Length (ft.) | Rating | Plug |
|-----------|-----------------|--------------|----------|---------------------|
| PEUC-7308 | 18/2 | 8 | 300 Volt | Moulded Rubber Plug |
| PEUC-7330 | 16/2 | 10 | 300 Volt | Moulded Rubber Plug |

VOLEX
3 Wire Cord
Type S & SJ



- C-7408 replaces DeWalt cord # 36480-98
- C-7422 replaces DeWalt cord # 36495-98

| Item # | Gauge/ Wires | Length (ft.) | Rating | Type | Plug |
|-----------|-----------------|--------------|----------|------|---------------------|
| PEUC-7408 | 18/3 | 8 | 300 Volt | SJ | Moulded Rubber Plug |
| PEUC-7422 | 16/3 | 12 | 300 Volt | SJ | Moulded Rubber Plug |

Our repair department can replace that old cord, or get you the cord you need to do it yourself.

RIDGID

RIDGE TOOL CO. **Pipe Wrench** **Straight Cast Iron Housing**



- I-beam handle for comfortable grip and strength without excess weight
- Full-floating forged hook jaw with spring suspension for instant grip, instant release
- Uniquely braced, extra-strong mount for heel jaw

| Item # | Length (in.) | Pipe Cap. (in.) |
|---------|--------------|-----------------|
| RI31000 | 6 | 3/4 |
| RI31005 | 8 | 1 |
| RI31010 | 10 | 1 1/2 |
| RI31015 | 12 | 2 |
| RI31020 | 14 | 2 |
| RI31025 | 18 | 2 1/2 |
| RI31030 | 24 | 3 |
| RI31035 | 36 | 5 |
| RI31040 | 48 | 6 |
| RI31045 | 60 | 8 |

RIDGE TOOL CO. **End Pipe Wrench** **Cast-Iron Housing**



- Assures a fast and easy grip for pipe working in restricted spaces or close to a wall

| Item # | Size (in.) | Pipe Cap. (in.) |
|---------|------------|-----------------|
| RI31065 | 12 | 2 |
| RI31075 | 18 | 2 1/2 |
| RI31080 | 24 | 3 |

RIDGE TOOL CO. **Pipe Wrench** **Straight Aluminum Handle**



- Nearly 40% lighter than comparable cast-iron models of the same size
- Jaws and all other parts identical to Ridgid® heavy-duty wrenches

| Item # | Length (in.) | Pipe Cap. (in.) |
|---------|--------------|-----------------|
| RI31090 | 10 | 1 1/2 |
| RI47057 | 12 | 2 |
| RI31095 | 14 | 2 |
| RI31100 | 18 | 2 1/2 |
| RI31105 | 24 | 3 |
| RI31110 | 36 | 5 |
| RI31115 | 48 | 6 |

RIDGE TOOL CO. **Offset Pipe Wrench** **Aluminum Handle**



- Aluminum handle offset pipe wrench
- Nearly 50% lighter than comparable cast-iron models of the same size
- Features a jaw opening parallel to the handle and a narrower hook jaw head which provides easy entry into tight spots

| Item # | Nom. Size | Pipe Cap. (in.) |
|---------|-----------|-----------------|
| RI31120 | 14 | 2 |
| RI31125 | 18 | 2 1/2 |
| RI31130 | 24 | 3 |

RIDGE TOOL CO. **End Wrench** **Aluminum** **Model E-910**



- Ideal for jobs in close quarters and overhead applications
- Designed for easy access in close parallel lines
- 40% lighter than heavy-duty wrenches
- Nom. Size: 10"
- Pipe Capacity: 1-1/2"

Item #
RI90107

RIDGE TOOL CO. **Raprench**



- A deeper and broader hook jaw housing provides a smooth, flat surface that is ideal for occasional use as a hammer
- Offers all of the same outstanding qualities found in all RIDGID heavy-duty wrenches

| Item # | Length (in.) | Pipe Capacity (in.) |
|---------|--------------|---------------------|
| RI31395 | 10 | 1 1/2 |

RIDGE TOOL CO. **Pipe Wrenches**



Compound Leverage

The original heavy-duty pipe wrench with types and sizes to fit every application.

- Sturdy cast-iron housing and I-beam handle for comfortable grip and strength without excess weight
- Full-floating forged hook jaw with spring suspension for instant grip, instant release

| Item # | Model No. | Pipe Capacity (in.) |
|---------|-----------|---------------------|
| RI31385 | S-6A | 6 |



RIDGID

RIDGE TOOL CO.
Chain Wrenches



- A double jaw gives fast, ratchet-like action in either direction
- The heavy-duty model has replaceable alloy steel jaws
- The light-duty model has a one-piece forged alloy steel handle and jaw; ideal for use in close quarters

| Item # | Model No. | Desc. | Rated Pipe Cap. (in.) | Actual O.D. Capacity (in.) | Chain Length (in.) |
|---------|-----------|------------------|-----------------------|----------------------------|--------------------|
| RI31310 | C-12 | Light-Duty Chain | 2 | 4 | 15¾ |
| RI31315 | C-14 | Heavy-Duty Chain | 2 | 5 | 18½ |
| RI31320 | C-18 | Heavy-Duty Chain | 2½ | 5 | 20¼ |
| RI31325 | C-24 | Heavy-Duty Chain | 3 | 5 | 20¼ |
| RI31330 | C-36 | Heavy-Duty Chain | 4½ | 7½ | 29 |

RIDGE TOOL CO.
Strap Wrench
For Polished Pipe



- Best for any polished pipe
- Strong, woven nylon strap gives tight grip
- Polyurethane-coated strap prevents scratching

| Item # | Handle Lgth. (in.) | Strap Lgth. (in.) | Strap Width (in.) | Pipe Cap. (in.) | Tube Cap. OD (in.) |
|---------|--------------------|-------------------|-------------------|-----------------|--------------------|
| RI31340 | 11¾ | 17 | 1⅞ | 2 | 3½ |
| RI31345 | 11¾ | 30 | 1⅞ | 2 | 5½ |
| RI31350 | 11¾ | 24 | 1⅞ | 2 | 5½ |
| RI31355 | 11¾ | 17 | 1⅞ | 2 | 3½ |
| RI31360 | 18 | 29¼ | 1¾ | 5 | 7 |
| RI31365 | 18 | 48 | 1¾ | 5 | 12 |

RIDGE TOOL CO.
1-1/8" to 2-5/8" Hex Wrench

Offset



- Cast iron housing and I-beam handle
- Hex jaw design gives multi-sided, secure grip on all hex nuts, square nuts, unions, and valve packing nuts
- The extra-wide opening offset model is ideal for securing drain nuts on sinks and tubs
- Length: 9-1/2"
- Capacity: 1-1/8" - 2-5/8"

Item #
RI31305

RIDGE TOOL CO.
Spud Wrench

Narrow Jaws



12" Spud wrench features narrow jaws to fit into tight places. Smooth, toothless jaws ideal for square or rectangular stock.

- Spud Wrench
- Length (in.): 12
- Capacity (in.): 3/8 - 2-5/8

Item #
RI31400



RIDGE TOOL CO.

Internal Wrench Eccentric Action Jaws

Holds closet spuds and bath, basin and sink strainers through 2". Use to install or extract 1" through 2" nipples. Jaws expand by eccentric action and are reversible for various sizes.

- Internal wrench
- Length (in.): 4-1/2
- Capacity (in.): 1-2



| Item # | Model No. |
|---------|-----------|
| RI31405 | 342 |

RIDGE TOOL CO.

Basin Wrench Spring Loaded Jaw

- Spring-loaded jaws of forged alloy steel provide fast, one-hand ratcheting
- Tension plug holds head in any position up to 90° angle



| Item # | Model | Lgth. (in.) | Cap. (in.) |
|---------|-------|-------------|---------------|
| RI31175 | 1017 | 10-17 | 3/8-1 1/4 |
| RI31180 | 1019 | 10-17 | 1 1/4 - 2 1/2 |

RIDGE TOOL CO.

Torque Wrench For Soil Pipe Couplings

- The 3/8" drive tightens with a fast ratchet action until the wrench clicks for accurate 80 inch-pounds torque
- For no-hub cast-iron soil pipe couplings



| Item # |
|---------|
| RI14988 |

RIDGE TOOL CO.

Faucet & Sink Installer

- Extra long to turn hard to reach mounting nuts on faucets, sprayers and ball cocks
- Notched ends engage 2, 3, 4 and 6 tab basin nuts
- Open slot allows easy access over existing supply lines
- Shutoff valve attachment turns hard to reach angle stops without marring chrome
- Strainer basket attachment holds drain unit in place while tightening strainer nut
- Works with 7/8" & 1" metal or plastic hex nuts
- Light-weight, high strength plastic construction with durable aluminum inserts

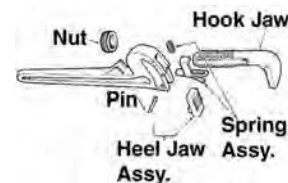


| Item # |
|---------|
| RI66807 |

RIDGE TOOL CO.

Pipe Wrench Parts

- Listed below are repair parts for Ridgid® pipe wrenches:



| Item # | Part Desc. | Size (in.) |
|---------|----------------|------------|
| RI31555 | Hook Jaw | 6 |
| RI31570 | Nut | 6 |
| RI31580 | Hook Jaw | 8 |
| RI31585 | Heel Jaw Assy. | 8 |
| RI31595 | Nut | 8 |
| RI31605 | Hook Jaw | 10 |
| RI31610 | Heel Jaw Assy. | 10 |
| RI31615 | Nut | 10 |
| RI31630 | Hook Jaw | 12 |
| RI31635 | Heel Jaw Assy. | 12-14 |
| RI31655 | Hook Jaw | 14 |
| RI31660 | Spring Assy. | 14 |
| RI31665 | Nut | 14 |
| RI31670 | Hook Jaw | 18 |
| RI31675 | Heel Jaw Assy. | 18 |
| RI31680 | Spring Assy. | 18 |
| RI31685 | Nut | 18 |
| RI31695 | Hook Jaw | 24 |
| RI31700 | Heel Jaw Assy. | 24 |
| RI31705 | Spring Assy. | 24 |
| RI31710 | Nut | 24 |
| RI31720 | Hook Jaw | 36 |
| RI31725 | Heel Jaw Assy. | 36 |
| RI31730 | Spring Assy. | 36 |
| RI31735 | Nut | 36 |
| RI31745 | Hook Jaw | 48 |
| RI31750 | Heel Jaw Assy. | 48 |
| RI31760 | Nut | 48 |
| RI31765 | Pin | 48 |
| RI31775 | Heel Jaw Assy. | 60 |
| RI31790 | Pin | 60 |

Find us on the web
www.edgecs.com

RIDGID

RIDGE TOOL CO.

Portable Tristand Vise

- Portable tristand vises - integral legs and tray fold in for easy carrying and setup
- Large vise base overhangs front legs for clear tool swing
- Complete with slots for hanging tools, pipe rest, three pipe benders, and ceiling brace screw
- Jaw for Plastic Pipe available for RI72037; order separately



| Item # | Model # | Pipe Cap. (in.) | Desc. | Weight (lb.) |
|---------|---------|-----------------|-------|--------------|
| RI40130 | 40-A | 1/8-2 1/2 | Yoke | 48 1/2 |
| RI16703 | 425 | 1/8-2 1/2 | Chain | 32 |
| RI36273 | 460 | 1/8-6 | Chain | 47 |

RIDGE TOOL CO.

Bench Chain Vise

- Crank handle is anchored to base
- Rugged cast-iron base has jaws of hardened alloy steel, handy pipe rest, and bender



| Item # | Model No. | Pipe Cap. (in.) |
|---------|-----------|-----------------|
| RI40185 | BC-210 | 1/8-2 1/2 |
| RI40195 | BC-410 | 1/8-4 |
| RI40205 | BC-510 | 1/8-5 |
| RI40210 | BC-610 | 1/4-6 |
| RI40215 | BC-810 | 1/2-8 |

RIDGE TOOL CO.

Pipe Vise Bench Yoke Type

- Yoke and base made of strong, dependable iron
- Hardened alloy steel jaws and convenient pipe rest and bender



| Item # | Pipe Cap. |
|---------|-----------|
| RI40085 | 1/8-2 1/2 |

RIDGE TOOL CO.

Pipe Welding Vise

- Made of durable performance-proven material and designed to resist strain, heat and warpage during tacking
- Machined swivel nuts and pins, together with special chain screws, give smooth and trouble-free assembling of the vise onto pipe



| Item # | Model No. | Desc. | Pipe Capacity (in.) |
|---------|-----------|----------------------------|---------------------|
| RI40220 | 461 | Straight Pipe Welding Vise | 1/2-8 |

RIDGE TOOL CO.

Pipe Cutters Heavy-Duty



- Fast, clean pipe cutting by hand or power
- Extra-long shank protects adjustment threads, while an extra-large handle is provided for quick, easy adjustment
- Can be converted to 3-wheel cutter by replacing rollers with cutter wheel, or the 2-A and 4-S can be ordered as 3-wheel model for use in areas where a complete turn is not possible

| Item # | Model No. | Nom. Pipe Cap. |
|---------|-----------|----------------|
| RI32820 | 2-A | 1/8-2 |
| RI32825 | 2-A | 1/8-2 |
| RI32830 | 3-S | 1-3 |
| RI32840 | 4-S | 2-4 |
| RI32850 | 6-S | 4-6 |

RIDGE TOOL CO.

Pipe Cutters 4-Wheel



- Designed for work in areas where a complete turn is impossible
- No. 42-A has a short handle for use in confined areas where only a 130° turn can be made
- Second handle on No. 44-S makes two-man leverage possible for large pipe sizes
- Both equipped with four heavy-duty wheels

| Item # | Model No. | Nom. Pipe Cap. |
|---------|-----------|----------------|
| RI32870 | 42-A | 3/4-2 |
| RI32880 | 44-S | 2 1/2-4 |

RIDGE TOOL CO.

Pipe Cutter Wide-Roll Model 202

- Featuring extra-wide rolls, this cutter is especially designed for use with power drives; the wide rolls provide for true tracking and cleaner cuts
- Pipe Capacity: 1/8"-2



Item #

RI32895

RIDGE TOOL CO.

Soil Pipe Cutter No. 226

The new, compact, lightweight Ridgid Model 226 In-Place Soil Pipe Cutter is ideal for use on cast iron and clay pipe in service applications where space is limited, such as against the wall or overhead.



Item #

RI69982



RIDGE TOOL CO.
Soil Pipe Cutters
No. 206

- No. 206: Cuts 1-1/2"-6" No Hub® soil pipe
- Lighter weight and closer spacing of cutter wheels, together with simple ratcheting action, give smooth cut on lighter wall pipe
- Ratchet-action handle parallel to pipe allows for application in trenches of minimum width
- Complete with hand guard to protect operator's knuckles when cutting



| Item # | Model No. | Desc. | Capacity (in.) | Replmt. Chain Cat# |
|---------|-----------|--------------------------|----------------|--------------------|
| RI68650 | 206 | Soil Pipe Cutter No Hub® | 1½ - 6 | 33670 |

RIDGE TOOL CO.
Soil Pipe Cutter

No. 246

- Cuts 2"-6" clay, cast-iron, asbestos, cement pipe, and 4" class 22 water main
- Ratchet action handle parallels pipe so trench can be minimum width
- Complete with hand guard to protect operator's knuckles at time of cut



| Item # |
|---------|
| RI32900 |

RIDGE TOOL CO.
Soil Pipe Cutter

No. 276

- Provides one stroke cutting of 1-1/2" - 6" service weight, No Hub® soil pipe, clay, asbestos and cement pipe. Makes repeated cuts quickly.
- Expand capacity up to 8" service weight soil pipe by ordering (1) Catalog No. 33665 chain extension assembly



| Item # |
|---------|
| RI74207 |

RIDGE TOOL CO.
Pipe Cutter Wheels



| Item # | Blade Exp. (in.) | Fits | Application/ Material |
|---------|------------------|---|--------------------------------|
| RI33100 | .312 | Models 1A, 2A, 202, 42A, 360, 802/364, 732 | Steel Grey Pipe & Ductile Iron |
| RI33105 | .312 | Models 42A, 1A, 2A, 202, 360, 802/364, 732 | Steel Grey Pipe & Ductile Iron |
| RI33110 | .312 | F-3S | S.S. Pipe |
| RI33115 | .132 | Models 1A, 2A, 42A, 202, 360, 802/364, 732 | Grey Cast Iron |
| RI33120 | .411 | Models 3S, 4S, 44S, 466C, 466S, 466HWS, 468S, 468HWS, 472S, 472HWS, 764 | Steel Grey Pipe & Ductile Iron |
| RI33125 | .411 | Models 44S, 3S, 4S, 466C, 466S, 466HWS, 468S, 468HWS, 472C, 472S, 472HWS, 764 | Steel Grey Pipe & Ductile Iron |
| RI33130 | .411 | F-229S | S.S. Pipe |
| RI33145 | .470 | Model 6S, 208, 209 | Steel & Ductile Iron |
| RI33150 | .470 | F-367S | S.S. Pipe |
| RI33155 | .265 | F-383 | Grey Cast Iron |
| RI33220 | .360 | E-109 | Cast Iron |
| RI33225 | .244 | E-2632 | Grey Cast Iron |
| RI44185 | .450 | 42A, 202, 802/364, 732 | Steel Pipe & Ductile Iron |
| RI44190 | .450 | E-1032S | S.S. Pipe |

We carry a wide variety of Ridgid parts. Our service department is well stocked to keep your tool working smoothly

RIDGID

RIDGE TOOL CO. Pipe Reamers

- No. 2-S Spiral Ratchet Reamers - Self-feeding spiral design for extra-fast and easy hand reaming (Model 2-S not suitable for power reaming)
- Nos. 2 & 3 Ratchet Reamers - Ratchet Reamer - Long taper design will not dig in; suitable for use with power drives
- No. 254 Spiral Ratchet Reamer - Hollow center reduces weight; large pressure plate; hardened alloy steel cone removable for sharpening (not suitable for power reaming)
- All reamers include handle



| Item # | Model No. | Desc. | Capacity (in.) | Weight (lb.) | Replacement Cone Cat. No. |
|---------|-----------|-----------------------------|----------------|--------------|---------------------------|
| RI34945 | 2 | Straight Reamer | 1/8 - 2 | 7 | 34975 |
| RI34950 | 3 | Straight Reamer with Handle | 3/8 - 3 | 11 1/2 | 35090 |
| RI34955 | 2-S | Spiral Reamer | 1/4 - 2 | 7 1/4 | 35020 |
| RI34960 | 254 | Spiral Reamer with Handle | 2 1/2 - 4 | 14 | 35135 |

RIDGE TOOL CO. Pipe Extractors

- Ridgid pipe extractors make easy work of removing broken threaded ends of pipe, pipe plugs, fittings, etc.
- Each is plainly marked showing drill size used when solid ends of plugs and fittings must be drilled to receive extractor



| Item # | Pipe Size (in.) | OA Lgth. (in.) | Use Drill Size (in.) |
|---------|-----------------|----------------|----------------------|
| RI35600 | 1/4 | 2 1/2 | 3/8 |
| RI35605 | 3/8 | 2 3/4 | 1/2 |
| RI35610 | 1/2 | 3 | 5/8 |
| RI35615 | 3/4 | 3 1/4 | 1 3/16 |
| RI35620 | 1 | 3 1/2 | 1 1/16 |
| RI35625 | 1 1/4 | 3 3/4 | 1 3/8 |
| RI35630 | 1 1/2 | 4 | 1 7/16 |
| RI35635 | 2 | 4 1/2 | 2 1/16 |

RIDGE TOOL CO. Pipe Extractor Sets

Pipe Tools

- Ridgid pipe extractors make easy work of removing broken threaded ends of pipe, pipe plugs, fittings, etc.
- Each is plainly marked showing drill size used when solid ends of plugs and fittings must be drilled to receive extractor



| Item # | Model No. | Cap./Pipe Size (in.) | Cap./Pipe Size (mm) | Set Includes |
|---------|-----------|----------------------|---------------------|-------------------------|
| RI35685 | 883 | 1/8-1 | 3-25 | Nos. 80 to 85 Inclusive |

RIDGE TOOL CO. Pipe Taps Hand Use Only

- Made from carbon steel in right hand configuration only
- These taps are especially suited for restricted area work
- All taps have taper of 3/4" per foot
- Marked with drill size for pilot hole



| Item # | Drill Size (in.) | Nom. Pipe Size (in.) | Threads Per Inch |
|---------|------------------|----------------------|------------------|
| RI35815 | 2 1/64 | 1/8 | 27 |
| RI35820 | 7/16 | 1/4 | 18 |
| RI35825 | 9/16 | 3/8 | 18 |
| RI35830 | 45/64 | 1/2 | 14 |
| RI35835 | 29/32 | 3/4 | 14 |
| RI35840 | 9/64 | 1 | 11 1/2 |
| RI35845 | 1 31/64 | 1 1/4 | 11 1/2 |
| RI35850 | 1 47/64 | 1 1/2 | 11 1/2 |
| RI35855 | 2 15/64 | 2 | 11 1/2 |

RIDGE TOOL CO. Copper Cutting and Prep Machine Model 122

This machine is designed to cut, clean, ream*, and debur 1/2" to 2" copper tubing and fittings quickly and professionally. Weighing only 50 pounds and possessing a conveniently located carrying handle, the Model 122 is ideal for transport directly to the job site.

- *Reams up to 2" in diameter
- Core Reamer easily removes turbulence-causing burrs
- Built-in 1/2" - Incremental Scale for quick, easy measuring



Item #
RI93492

RIDGID

RIDGE TOOL CO.
Power Pipe Cutter
2-1/2" to 8"

Model 258

The Ridgid Model 258 Power Pipe Cutter is uniquely engineered to cut 2-1/2" to 8" schedule 10/40 steel pipe, galvanized pipe, rigid conduit etc. at the job site or in the shop



- Powered by the Ridgid No. 700 Power Drive, the 258 is a displacement cutter that provides square cuts
- Great for cutting pipe for groove joining
- Adaptable for beveling

Specifications:

- Cutting capacity: 2-1/2" to 8" schedule 10/40 steel pipe

Standard Equipment:

- One Ridgid 774 square drive adapter; one 8-1/2" HD cutter wheel assembly; one hydraulic ram and foot pump; two 2-1/2" to 12" ball transfer pipe supports

Item #

RI50767

RIDGE TOOL CO.
8-1/2" H-D Cutter
Wheel

Model E-258



Item #

RI50812

RIDGE TOOL CO.
1/8 to 1-1/8"
Midget Tubing Cutter
Self-Feeding

Model 118



The self-feeding cutter wheel requires the operator to only tighten the knob once to make a cut. The Model 118 is designed for use in restricted spaces on small diameter hard & soft copper, aluminum and brass.

- Easy to use in hard-to-reach areas because the knob only needs to be tightened once
- Adjustable to any size from 1/4" - 1-1/8" OD
- Spare E-3469 Cutter Wheel in Knob
- Also available with optional Ratchet Handle

Item # Close Quarters AUTOFEED™ Cutter

RI86127 Close Quarters Quick-Feed Cutter

RI32573 Close Quarters Quick-Feed Cutter with Ratchet Handle

RIDGE TOOL CO.
Tubing Cutters

Midget - Close Quarters



- Specifically designed for use in restricted spaces on small diameter, hard and soft copper, aluminum, brass and plastic tubing, rollers include grooves for close-to-flare cuts
- Strong, lightweight slide and wheel housing, large knurled feed screw knob gives easy control of cutting pressure for clean cuts
- Model 117 includes a self-feeding cutter wheel that automatically cuts after tightening the knob only once (AUTOFEED™), as well as a special knob for easier tightening of the feedscrew
- Models 110 and 117 include spare cutter wheel in knob

| Item # | Model No. | Desc. | Capacity (in.) |
|---------|-----------|---------------------------------|----------------|
| RI40617 | 101 | Close Quarters Cutter | 1/4 - 1 1/8 |
| RI32975 | 103 | Close Quarters Cutter | 1/8 - 5/8 |
| RI32985 | 104 | Close Quarters Cutter | 3/16 - 1 5/16 |
| RI97787 | 117 | Close Quarters AUTOFEED™ Cutter | 3/16 - 5/16 |

RIDGE TOOL CO.
Tubing & Conduit
Cutters

With New X-CEL Features



- Clean, square cuts are easily made on copper, brass, aluminum, and thin-wall conduit
- Now includes X-CEL Knob for quicker cutting
- Nos. 10, 15 and 20 feature a convenient fold-away reamer
- No. 30 is rated for larger diameter steel and stainless steel tubing
- No. 65S is especially designed for stainless steel tubing; includes six individual bearings and cutter wheel to make stainless cutting easier

| Item # | Model No. | Desc. | Std. Wheel | Capacity (in.) |
|---------|-----------|---------------------------|------------|----------------|
| RI32910 | 10 | Tubing and Conduit Cutter | F-158 | 1/8-1 |
| RI32915 | 10 | Above w/H-D Wheel | E-1240 | 1/8-1 |
| RI32920 | 15 | Tubing and Conduit Cutter | F-158 | 3/16-1 1/8 |
| RI32925 | 15 | Above w/H-D Wheel | F-58 | 3/16-1 1/8 |
| RI32930 | 20 | Tubing and Conduit Cutter | F-158 | 5/8-2 1/8 |
| RI32935 | 20 | Above w/H-D Wheel | E-1240 | 5/8-2 1/8 |
| RI32950 | 30 | Above w/H-D Wheel | E-2191 | 1-3 1/8 |

RIDGID

RIDGE TOOL CO.

Tubing Cutters

Enclosed Feed Screw

- Features an enclosed feed screw to eliminate clogging and jamming, grooved rolls for close-to-flare cuts, and a fold-away reamer
- Cuts copper, brass, and aluminum tubing, and thin-wall conduit
- Model 205 has all the features of the No. 150, plus a quick-acting mechanism



| Item # | Model No. | Desc. | Cap. (in.) |
|---------|-----------|---------------------------------|------------|
| RI31622 | 150 | Enclosed Feed Cutter | 1/8-1 1/8 |
| RI31627 | 150 | Above W/H-D Wheel(s) | 1/8-1 1/8 |
| RI33055 | 205 | Ratcheting Enclosed Feed Cutter | 1/4-2 3/8 |

RIDGE TOOL CO.

1/4 to 4-1/2"

Tubing Cutters

Quick Acting

I-Beam Construction

- Models 151-156 feature a quick-acting design, I-beam construction, hardened wear surfaces and thrust bearing slide assemblies for smooth operation
 - All models now include an X-CEL Knob and X-CEL Pin for quicker cutting and wheel replacement
 - These cutters are available in models for plastic pipe or metallic tubing
 - Models 151 and 152 feature fold-away reamers
- *Plastic models do not include a spare cutting wheel
** Nominal plastic pipe size



| Item # | Model No. | Desc. | Std. Wheel | Cap. (in.) |
|---------|-----------|----------------------------|------------|-------------|
| RI31632 | 151 | Quick-Acting Cutter | E-3469 | 1/4-1 1/8 |
| RI31637 | 151-P | Above w/Wheel for Plastic | E-2155 | 1/8-1 1/4** |
| RI31642 | 152 | Quick-Acting Cutter | E-3469 | 1/4-2 3/8 |
| RI31647 | 152-P | Above w/Wheel for Plastic | E-2155 | 1/4-2** |
| RI36597 | 153 | Quick-Acting Cutter | E-3469 | 1 1/4-3 1/2 |
| RI36592 | 153-P | Above w/Wheel for Plastic* | E-2155 | 1-3** |
| RI31652 | 154 | Quick-Acting Cutter | E-2558 | 1 7/8-4 1/2 |
| RI31657 | 154-P | Above w/Wheel for Plastic* | E-2156 | 1 1/2-4** |
| RI31662 | 156 | Quick-Acting Cutter | E-2558 | 4-6 3/8 |

RIDGE TOOL CO.

Quick Acting CSST Cutter

- Cuts corrugated gas tubing sizes 3/8" - 1" diameter
- Two sets of split-floating guide wheels, located on the top and along the sides of the cutter wheel, ride in the corrugations to provide stable tracking, resulting in a high quality cut
- Floating guide rollers also serve to hold the two pieces of pipe together to ensure a complete and clean cut
- Ergonomic knob provides a firmer grip to cut through tubing quickly
- Quick acting mechanism allowing the cutter to rapidly adjust from 3/8" - 1" diameter tubing.
- Durable I-beam style frame
- Weight: 1.1 lb.



Item #

RI32078

RIDGE TOOL CO.

Cutter Wheels

Tubing

- Replacement cutter wheels for tubing cutters

74720:

Model Nos.: 131P/151P, 132P/152P, 153P, 205P denotes cutter wheel furnished with original

33175:

Model Nos.: 30, 40, 134/154, 136/156 denotes alternate cutter wheel



| Item # | Model No. | Std. Pk. | Blade Exp. | Application |
|---------|-----------|----------|----------------------------|-------------------------------|
| RI33160 | F-158 | | Aluminum & Copper | |
| RI33165 | E-1240 | | Steel/Stainless Steel | |
| RI33170 | E-2558 | | Aluminum & Copper | |
| RI33175 | E-2191 | 6 | .292 | Steel Tubing |
| RI33180 | E-5299 | 6 | .412 | PVC, ABS, Std. Wall |
| RI33185 | E-3469 | | Aluminum & Copper | |
| RI33190 | E-4546 | | Steel/Stainless Steel | |
| RI33195 | E-5272 | 6 | .290 | PVC, ABS, Std. Wall |
| RI33200 | E-1740 | | Soft Flexible Plastic | |
| RI33205 | E-2990 | 1 | .112 | Steel, Aluminum & Copper |
| RI74720 | E-2155 | 1 | .286 | PE, PB, PP, Std. & Heavy Wall |
| RI74730 | E-2156 | | PE, PB, PP, STD & Hvy Wall | |



RIDGE TOOL CO.
Tubing Cutters
Internal

- For trimming tubing below floor level for shower/floor drain installations, or above the ceiling for sprinkler head installations
- Each model features hardened steel rollers and cutter wheels



| Item # | Model No. | Desc. | Std. Wheel | Capacity (in.) |
|---------|-----------|---------------------------|------------|-------------------------------------|
| RI33005 | 106 | Internal Cutter | E-2558 | 2 - 3 Nominal 1/4 - 2 3/8 Depth |
| RI83295 | 109-P | Above W/Wheel for Plastic | E-5299 | 2 1/4 - 4 O.D. 1/4 - 2 1/2 Depth |

RIDGE TOOL CO.
Plastic Pipe Cutters

Ratchet Style

- Durable aluminum construction for heavy duty use
- Ergonomic grips on bottom handle are spaced at 1/2" increments to act as a quick pipe measuring scale
- Easy turn-thumb latch for reliable storage
- X-CEL® quick change blade
- Burrless cutting operation provides a square cut



| Item # | Model No. | Description | Capacity (O.D.) |
|---------|-----------|---|-----------------|
| RI23498 | RC-1625 | Ratchet Action Plastic Pipe and Tubing Cutter | 1/2-1 1/2 |
| RI27858 | RCB-1625 | RC-1625 Replacement Blade | - |
| RI30088 | RC-2375 | Ratchet Action Plastic Pipe and Tubing Cutter | 1/2-2 3/8 |
| RI30093 | RCB-2375 | RC-2375 Replacement Blade | - |

Cutter Replacement Blades

| | | | |
|---------|------|-------------------|---|
| RI92170 | 138 | Replacement Blade | - |
| RI22086 | 1493 | Replacement Blade | - |

RIDGE TOOL CO.
Plastic Pipe Cutters
Scissor-Style
PC-1250

- X-CEL blade - Quick change, reversible blade provides two times blade life
- Spring loaded handles for faster positioning



| Item # | Model No. | Desc. | Capacity (in.) |
|---------|-----------|--|----------------|
| RI23488 | PC-1250 | Scissor-Style Plastic Pipe & Tubing Cutter | 1/8-1 1/2 |
| RI26803 | PCB-1250 | PC-1250 Replacement Blade | - |

RIDGE TOOL CO.
Pipe Cutter
For Plastic Pipes & Tubing

Single Stroke Plastic Pipe and Tubing Cutter uses a patent-pending X-CEL™ blade to ensure optimum mechanical advantage throughout the cut stroke, allowing fast, single stroke cutting of PVC, CPVC, PEX, PE, PB and rubber hose up to 1.375" outside diameter



- Durable aluminum construction for heavy duty use
- Ergonomic grips on bottom handle are spaced at 1/2" increments to act as a quick pipe measuring scale.
- Easy turn-thumb latch for reliable storage.
- Replaceable, hardened steel cutting blade.
- Spring-loaded handles provide instant adjustment to any pipe size.

| Item # | Model No. | Description | Capacity (O.D.) |
|---------|-----------|--|-----------------|
| RI23493 | PC-1375 | Single Stroke Plastic Pipe and tubing Cutter | 1/8-1 1/2 |
| RI25588 | PCB-1375 | PC-1375 Replacement Blade | - |

RIDGE TOOL CO.
Fitting Brushes

- Small internal brushes for refrigeration and air conditioning



| Item # | Size (in.) |
|---------|------------|
| RI42250 | 1/2 |
| RI42260 | 1 |
| RI42265 | 1 1/4 |
| RI42270 | 1 1/2 |
| RI42275 | 2 |
| RI42280 | 2 1/2 |

RIDGID

RIDGE TOOL CO.

Inner/Outer Reamer

- No. 127 Inner-outer reamer for quick, clean and easy I.D. reaming and O.D. beveling of 1/4" through 1-1/4" pipe
- Long-wearing alloy steel blades give fast, professional reaming on PVC, ABS, CPVC and other types of PB and PE plastics



Item #

RI34965

RIDGE TOOL CO.

Deburring Tool

Deburring tool for plastic pipe and tubing. Ideal for removing outside ridges and inside burrs on plastic pipe and tubing.

- Model No.: 72



Item #

RI35155

RIDGE TOOL CO.

Manual Ratchet Threaders

Exposed Ratchet Threader Sets

- All matched threader/sets include die heads, ratchet assembly, ratchet handle, and alloy dies
- Use Ridgid® thread cutting oil



| Item # | Capacity (in.) | Model No. |
|---------|----------------|-----------|
| RI36355 | 3/8 - 1 | 00-R |
| RI36475 | 1/2 - 2 | 12-R |

RIDGE TOOL CO.

Ratchet and Handle Only

For Manual Threader

- Replacement ratchet and handle accessory for the following manual pipe threaders
- Ratchet knob indicates forward and reverse; die heads snap in from both sides and lock in place



| Item # | Fits |
|---------|--------|
| RI38540 | 00 - R |
| RI37777 | 11 - R |
| RI38555 | 12 - R |

RIDGE TOOL CO.

Pipe Die Head Complete

Right Hand Threaders

Alloy - (NPT)

Listed below are complete die heads:



| Item # | Desc. | Nom. Pipe Size (in.) |
|--------|-------|----------------------|
|--------|-------|----------------------|

Model No. 00-R

| | | |
|---------|----------|---------|
| RI36875 | Alloy RH | 1/8 NPT |
| RI36880 | Alloy RH | 1/4 NPT |
| RI36885 | Alloy RH | 3/8 NPT |
| RI36890 | Alloy RH | 1/2 NPT |
| RI36895 | Alloy RH | 3/4 NPT |
| RI36900 | Alloy RH | 1 NPT |

Model No. 12-R

| | | |
|---------|---------------|-----------|
| RI37375 | Alloy RH | 1/8 NPT |
| RI37380 | Alloy RH | 1/4 NPT |
| RI37385 | Alloy RH | 3/8 NPT |
| RI37390 | Alloy RH | 1/2 NPT |
| RI37395 | Alloy RH | 3/4 NPT |
| RI37400 | Alloy RH | 1 NPT |
| RI37405 | Alloy RH | 1 1/4 NPT |
| RI37410 | Alloy RH | 1 1/2 NPT |
| RI37415 | Alloy RH | 2 NPT |
| RI37480 | High-Speed RH | 1/2 NPT |
| RI37485 | High-Speed RH | 3/4 NPT |
| RI37490 | High-Speed RH | 1 NPT |
| RI37495 | High-Speed RH | 1 1/4 NPT |
| RI37500 | High-Speed RH | 1 1/2 NPT |
| RI37505 | High-Speed RH | 2 NPT |
| RI37570 | Alloy RH | 1/2 NPSM |

Model No. 00-RB

| | | |
|---------|----------|-------------------|
| RI37610 | Alloy RH | 1/4 UNC - 20 TPI |
| RI37615 | Alloy RH | 5/16 UNC - 18 TPI |
| RI37620 | Alloy RH | 3/8 UNC - 16 TPI |
| RI37625 | Alloy RH | 7/16 UNC - 14 TPI |
| RI37630 | Alloy RH | 1/2 UNC - 13 TPI |
| RI37635 | Alloy RH | 9/16 UNC - 12 TPI |
| RI37640 | Alloy RH | 5/8 UNC - 11 TPI |
| RI37645 | Alloy RH | 3/4 UNC - 10 TPI |
| RI37650 | Alloy RH | 7/8 UNC - 9 TPI |
| RI37655 | Alloy RH | 1 UNC - 8 TPI |



RIDGE TOOL CO.
**Receding Threader
High-Speed Dies**
No. 65R-C

- Threads 1"-2" NPT pipe
- Jam-proof drive pawl
- Cam workholder sets instantly
- Right-hand only



Item #

RI36565

RIDGE TOOL CO.
Pipe Die Set
For 65R-C & 65R-TC
Receding Threaders
NPT High Speed - Right Hand

- For 65R-C & 65R-TC Receding Threaders



Item #

Size (in.)

RI38100

1-2 - 11½ TPI

RIDGE TOOL CO.
Pipe Die Set
For 4PJ Geared Pipe
Threaders
NPT High Speed Right Hand

- For 4PJ Geared Pipe Threaders



Item #

Size (in.)

RI38220

2½ - 8

RI38225

3 - 8

RI38235

4 - 8

RIDGE TOOL CO.
Geared Threaders
Nos. 141/161

- 141 threads 2-1/2", 3", 3-1/2", 4" pipe with one set of dies
- 161 threads 4", 4-1/2", 5", 6" pipe with one set of dies
- Jaw clutch prevents jamming
- Simple adjustment for tapered or straight threads
- Right-hand only



| Item # | Desc. | Capacity Nominal Pipe Size (in.) |
|---------|--------------------------------|----------------------------------|
| RI36620 | NPT with 1 Set High-Speed Dies | 2½ - 4 |
| RI36630 | NPT with 1 Set High-Speed Dies | 4 - 6 |

RIDGE TOOL CO.

Pipe Die Set
For 141 Geared Pipe
Threaders

NPT High Speed Right Hand

- For 141 Geared Pipe Threaders



Item #

Size (in.)

RI38120

2½ thru 4 - 8 TPI

RIDGE TOOL CO.
Dies For 161 Geared
Pipe Threaders
Ridgid™

- For 161 Geared Pipe Threaders



Item #

Thrd.

Die Mat. or Type

Size - TPI (in.)

RI38155

NPT

High-Speed. For PVC RH

4 thru 6 - 8

RIDGE TOOL CO.
Geared Threader Accessories

No. 840A universal drive shaft:

- A telescoping (41" to 50") drive shaft for operation of nos. 141 and 161 geared threaders with threading machines



Geared threader operation:

- The nos. 141 and 161 geared threaders, in conjunction with these accessories, allow power drives and threading machines to thread up to 4" and 6" pipe

| Item # | Model | Desc. |
|---------|-------|---------------------------------|
| RI61122 | 840A | Universal Drive Shaft |
| RI19366 | 758 | Loop (141 With 300 Power Drive) |

RIDGE TOOL CO.

No. 418 Oiler

The new model 418 hand-held oiler is sturdier than ever before. The 418's pump assembly and heavy-duty reservoir are designed to increase productivity.

- 50% more oil per stroke than other hand-held oilers for longer die life
- Die cast, heavy-duty body with swivel nozzle with no exposed parts for longer life

Includes 1 gallon thread cutting oil, reservoir with removable chip tray, and 54" hose



Item #

RI10883



RIDGID

RIDGE TOOL CO.

Thread Cutting Oil

- Cools threads and pipe during operation
- Speeds metal removal
- Improves thread quality
- Reduces threading torque
- Sulfur reacts with metal being threaded to form a tough chemical film between the die-cutting edge and threaded material; this reduces friction, galling and prevents fluid rupture by tool pressure
- Ridgid® thread cutting oils are free of chlorine and other halogens, PCBs and heavy metals; they are listed as non-carcinogenic
- Flip top included with every quart bottle



| Item # | Size |
|----------------------|---------|
| Nu-Clear Plus | |
| RI70835 | 1 Gal. |
| RI41575 | 5 Gal. |
| Dark | |
| RI41590 | 1 Qt. |
| RI70830 | 1 Gal. |
| RI41600 | 5 Gal. |
| RI41610 | 55 Gal. |

Extreme Performance

| | |
|---------|--------------------|
| RI74012 | 1 Qt. |
| RI74047 | 1 Gal. |
| RI76767 | 1 Gal. |
| RI22088 | 16 oz. Aerosol Can |

RIDGE TOOL CO. Power Drive For Pipe Threaders

Model 700

- Heavy-duty hand held power drive
- Capacity: 1/8"-2" pipe; designed for Ridgid® 12R die heads - Other Ridgid® die heads (OOR, OORB, 11R) using adapters, threading 2-1/2" through 6" with 141/161 geared threaders
- Rod Threading Cap.: 1/4"-1
- Max. Geared Threader Cap.: 6"



| Item # |
|---------|
| RI41935 |

RIDGE TOOL CO. Power Drive

Model No. 600

- Capacity 1/8" - 1-1/4" pipe; designed for Ridgid 11R die heads
- Ideal for on-site applications such as gas line pipe installation
- Capacity: 1/8"-1-1/4" pipe
- Die Heads Included: 1/2, 3/4, 1, 1-1/4 (type 11R)



| Item # |
|---------|
| RI36912 |

RIDGE TOOL CO. Support Arm For Use With Power Drives

- Use the support arm to resist the torque developed when threading larger pipe



| Item # | Model No. | Desc. |
|---------|-----------|------------------------------|
| RI42600 | 770 | Adapter for OO-R and OO-RB |
| RI42620 | 774 | Square Drive Adapter - 15/16 |
| RI42625 | 775 | Support Arm For No. 700 |
| RI42950 | B-171-X | Metal Carrying Case |

RIDGE TOOL CO. Power Threading Unit

Power Drive Complete No. 300

Standard Equipment:

- Model 300 Power Drive with foot switch
- No. 811A universal, quick-opening die head
- 1/2" - 3/4" and 1" - 2" universal alloy die sets
- No. 360 Cutter: Capacity: 1/8" - 2" pipe, 1/4" - 7/8" rod with F-3 wheel, 5/16" - 1" with E-1032 cutter wheel
- No. 341 Reamer: Positive-locking, 5-flute cone, right-hand 1/8" - 2"; special E863 RH/LH combination reamer cone available
- No. 311 Carriage with lever
- No. 1206 Stand
- No. 1452 Clip-on tool tray
- No. 418 Oiler with 1 gallon of premium thread cutting oil
- No. 32 Transporter



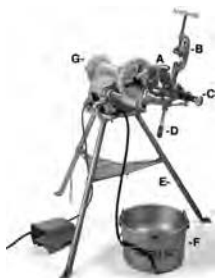
| Item # | Spindle Speed RPM | Pipe Threading Capacity (in.) |
|---------|-------------------|-------------------------------|
| RI15682 | 38 | 1/8-2 |
| RI15722 | 57 | 1/8-1 1/4 |



RIDGE TOOL CO.
**Power Threading
Components**

**Components Only
No. 300**

| Item # | Desc. | Location |
|---------|--------------------------------|----------|
| RI42370 | No. 360 Cutter | B |
| RI42365 | No 341 Reamer | C |
| RI68815 | No. 311 Carriage With Lever | D |
| RI42360 | No 1206 Stand | E |
| RI41855 | 300 Power Drive Only | G |



RIDGE TOOL CO.
**Automatic
Threading Machine
Machine Only
Model 535A**

The model 535A maintains the ruggedness of the industry workhorse while adding features that make the threading operation more productive. A large chip tray and oil reservoir make the 535A ideal for longer uninterrupted threading. The 535A is designed around maximum uptime with the upgrades that matter most to the pipe working professional.

- Automatic chuck
- 3-speed (16/46/58 RPM) transmission
- Large 1.75 gallon oil reservoir
- High clearance carriage
- Can be used with geared threader Model 141
- Uses Model 816/817 semi-automatic, Model 815A self opening or Model 811A quick-opening die heads
- Pipe Capacity: 1/8" - 2", 2-1/2" - 4" with 141 geared threader
- Bolt Capacity: 5/16"-2"

| Item # |
|---------|
| RI91142 |



RIDGE TOOL CO.
Universal Stands

- Fits models 535 and 1822I power threaders

| Item # | Stand Includes | Model No. |
|---------|-------------------|-----------|
| RI92462 | Tray | 150A |
| RI92467 | Cabinet | 200A |



RIDGE TOOL CO.
**Die Head Only
Universal Quick - Opening
No. 811A**

- Thread direction: RH
- Oil Thru Head: Yes
- Pipe Capacity: 1/8"-2"
- Bolt Capacity: 1/4"-2"
- Quick-Opening - Manually flip
throwout lever to retract dies when thread length is cut

| Item # | Desc. |
|---------|------------------------------|
| RI97065 | 811A Universal Die Head Only |



RIDGE TOOL CO.
**Die Head Only
Self-Opening
No. 815A**

- Self-opening die head
- Trigger foot automatically retracts
dies when thread length is cut
- Cutting oil through the head
- Pipe capacity: 1/8" to 2"
- Bolt capacity: 1/4" to 2"

| Item # |
|---------|
| RI97075 |



RIDGE TOOL CO.
**Die Head Only
Universal Quick-Set**

- Semi-automatic dieheads retract
automatically on hitting handle
- Right-hand thread direction
- Furnishes cutting oil through the
head

| Item # | Model No. | Pipe Cap. (in.) |
|---------|-----------|--------------------|
| RI84532 | 816 | 1/8-3/4 |
| RI84537 | 817 | 1-2 |



RIDGE TOOL CO.
**Threading Machine
Machine Only
Model No. 535**

Features:

- Automatic through die head oiling
 - Speed chuck with rocker-action
jaws centers and grips workpiece
instantly
 - Can be used with geared threaders
 - Self priming oil pump
 - 5-flute cone, RH, 1/8"-2" reamers
- Capacity:
- Pipe - 1/8"-2"
 - 2-1/2"-4", 4"-6" with 141 and 161 geared threaders
 - Bolt - 1/4"-2"

Standard Equipment: Model 535 threading machine with foot switch

| Item # |
|---------|
| RI96497 |



RIDGID

RIDGE TOOL CO.

Power Threading Machine Accessories Machine Stand Adapter Bracket Model 535



| Item # | Desc. |
|---------|---|
| RI58007 | Machine stand adaptor bracket for 535's built before 1996 |

RIDGE TOOL CO.

Threading Machine 1/2" to 1-1/2" NPT Model No. 1215



- Through die head oiling
- Standard Equipment:
- 1 - No. 811A Quick Opening Die Head
- 1 - Set 1/2"-3/4" Universal alloy NPT dies
- 1 - Set 1" - 1-1/2" Universal alloy NPT dies
- 1 - No. 344 five fluted reamer 1/4" - 1-1/2"
- 1 - No. 732 Cutter with cutter wheel
- 1 - Gallon Nu-Clear oil

| Item # |
|---------|
| RI61142 |

RIDGE TOOL CO.

Power Threading Unit With Folding Wheel Stand No. 300 Compact Kit



Model 300 compact threading machine capacity:

- Pipe: 1/8"-2"
- Bolt: 1/4"-2"
- Lightweight, portable design
- Fast transport and set-up
- Self-contained oil system
- Hammer-type chuck with replaceable, rocker-action jaw inserts

Standard Equipment:

- Model 300 compact threading machine
- 1-No. 811A quick-opening die head
- 1-No. 344 reamer
- 1-No. 360 cutter with E-1032 cutter wheel
- 1 Set 1/2"-3/4" alloy universal dies
- 1 Set 1"-2" alloy universal dies
- 1 gallon Nu-Clear threading cutting oil
- Includes Model 250 folding wheel stand

| Item # |
|---------|
| RI67182 |

RIDGE TOOL CO.

Power Threading Unit

1/2 - 4" NPT, 120V 60Hz

Model 1224



The 1224 threads a wide range of pipe including black, galvanized and plastic coated pipe, together with stainless steel, IMC and heavy-wall conduit, as well as rod up to 30 Rockwell C.

Capacity:

- Pipe: 1/4"-4"; 4"-6" with 161 geared threader; Bolt: 1/4"-2"

Features:

- Threads 1/4"-2" pipe and 2-1/2"; 1/4" - 2" universal die head; 2-1/2" - 4" receding die heads allows cutting of tapered or straight NPT/NPSM; constant and proper lubrication of dies and workpiece with through-head oiling

Technical specifications:

- 1 No. 714 (914) 2-1/2" - 4" receding self-opening die head
- 1 No. 711 (911) 1/4" - 2" universal self-opening die head
- 1 set 1/2" - 3/4" universal alloy dies
- 1 set 1" - 2" universal alloy dies
- 1 set 2-1/2" - 4" 1224 high speed dies
- 1 gallon Nu-Clear oil
- 3 hex keys; 1 spare F-229 cutter wheel
- 1-3/4" combination wrench
- 1 tool box
- 1 No. 744 reamer
- 1 No. 764 cutter

| Item # |
|---------|
| RI26092 |

RIDGE TOOL CO.

Die Heads

For Model No. 1224

Note: Die heads do not include dies. All die heads are through-head oiling.



| Item # | Model No. | Desc. | Capacity (in.) |
|---------|-----------|----------------------------------|----------------|
| RI26132 | 711 | Universal Self-Opening R.H., NPT | 1/4 - 2 |
| RI26152 | 714 | Receding Self-Opening R.H., NPT | 2 1/2 - 4 |

RIDGE TOOL CO.

Pipe Die Set

For Model 1224 Threader
NPT High Speed



- For Model 1224 Threader

| Item # | Desc. | Capacity (in.) |
|---------|--|----------------|
| RI26192 | 1224 H.S. Dies NPT | 2 1/2 - 4 |
| RI33057 | 1224 H.S. Dies NPT for Stainless Steel | 2 1/2 - 4 |



RIDGE TOOL CO. Pipe Die Set

National Pipe Taper

- Listed below are pipe dies for use in Universal Die Heads
- Use With 504A, 711, 713, 811A, 815A, 816, 817 and 842



| Item # | Nominal Pipe Size-Threads per Inch (in.) |
|--------|--|
|--------|--|

Alloy RH

| | |
|---------|------------|
| RI47740 | 1/4-3/8-18 |
| RI47745 | 1/2-3/4-14 |
| RI47750 | 1-2-11 1/2 |

High Speed RH

| | |
|---------|------------|
| RI47755 | 1/8-27 |
| RI47760 | 1/4-3/8-18 |
| RI47765 | 1/2-3/4-14 |
| RI47770 | 1-2-11 1/2 |

H. S. For Stainless Steel RH

| | |
|---------|------------|
| RI47780 | 1/4-3/8-18 |
| RI47785 | 1/2-3/4-14 |
| RI47790 | 1-2-11 1/2 |

RIDGE TOOL CO.

Bolt Dies

- Bolt dies for universal die heads (nos. 504A, 711, 811A, 815A, 816, 817 and 911 die heads)
- (UNC) RH high-speed



| Item # | Rod Size- TPI (in.) |
|---------|---------------------|
| RI48225 | 3/8 - 16 |
| RI48235 | 1/2 - 13 |
| RI48245 | 5/8 - 11 |
| RI48250 | 3/4 - 10 |
| RI48255 | 7/8 - 9 |
| RI48260 | 1 - 8 |
| RI48270 | 1 1/4 - 7 |

RIDGE TOOL CO.

Nipple Chuck Kits

- Holds short or close nipples for threading
- Holds studs for threading
- For use with 300 power drive, 535 and 1822 (with adapter kit) and 1224 threading machines
- Standard nipple chuck includes insert and 5 adapters: 1/2", 3/4", 1", 1-1/4" and 1-1/2" (nipple chuck body serves as 2" adapter)



| Item # | Model No. | Desc. |
|---------|-----------|----------------------------------|
| RI51005 | 819 | NPT Nipple Chuck 1/2 in. - 2 in. |

RIDGE TOOL CO.

Power Driver Roll Groover

Model No. 916

- Ridgid Model 916 Roll Groover is the most durable and mechanically efficient lightweight portable unit available
- Cam-type feed actuation-only minimum effort required by operator
- Capacity:
 - 1-1/4"-6" Sch. 10 steel
 - 1-1/4"-3" Sch. 40 steel
- Standard Equipment:
 - One (1) 1-1/4" - 6" Roll groove set for steel



| Item # | Desc. |
|---------|----------------------------------|
| RI45007 | Roll Groover for 300 Power Drive |

RIDGE TOOL CO.

Combo Roll Groover

Model No. 975

The new, Model 975 Combo Roll Groover is two tools in one! Like other Ridgid® groovers, the 975 mounts on the Ridgid® 300 Power Drive for machine grooving jobs, but it is also designed to manually groove in-place pipe.

- Pipe Capacity: 1-1/4" - 6" Schedule 10 and Schedule 40 Steel, Aluminum, and PVC Pipe; 1-1/4" - 6" Schedule 10, 1-1/4" - 2" Schedule 40 Stainless Steel Pipe, 1-1/2" - 4" Schedule 80 PVC Pipe; With Roll Change 2" - 8" Copper Tube (Type K, L, M, and DWV)



| Item # |
|---------|
| RI25638 |

RIDGE TOOL CO.

Hydraulic Roll Groover

Model No. 918

The Ridgid model 918 hydraulic roll groover features a powerful 15 ton hydraulic ram in a compact, easy to transport unit. With one man set-up and operation, the 918 is the ideal groover for job-site requirements.

The 918 adapts quickly to Ridgid 300 power drive, 535, 1822, or 1224 threading machines. The 918 is capable of grooving up to 12" schedule 10 and 8" schedule 40 standard wall pipes. Roll set changeout is accomplished in seconds. Specifications:

- Capacity: 1" - 12" schedule 10 steel
- 1"-8" schedule 40 steel
- 2"-6" cooper (types K, L, M, DWV)
- 2-1/2" - 6" schedule 80 PVC
- Standard equipment:
 - One (1) 2" - 6" schedule 10/40 roll set
 - One (1) 8" - 12" schedule 10(8" schedule 40) roll set



| Item # | Desc. |
|---------|--|
| RI48297 | 918 Roll Groover W/300 Power Drive Mount Kit |

RIDGID

RIDGE TOOL CO.

Roll Grooving Machines

Model No. 918-I

The Ridgid® model 918-I is capable of grooving 1" to 8" schedule 40 and 1" to 12" schedule 10 pipe faster than any roll grooving machine in its class.

Specifications:

- 2"-6" copper (types K, L, M, DMV)
- 2-1/2" - 6" schedule 80 PVC

Standard equipment:

- One (1) 2" - 6" schedule 10/40 roll set
- One (1) 8" - 12" schedule 10 (8" schedule 40) roll set
- One (1) tools for roll set changeout
- One (1) carry case for roll sets
- One (1) heavy-duty wheel stand with tray
- One (1) foot switch
- One (1) 1" - 12" stabilizer for grooving nipples



| Item # | Desc. |
|---------|--------------------------------------|
| RI64977 | Roll Grooving Machine Complete, 115V |

RIDGE TOOL CO.

Grooving Die Set

To cut groove pipe for mechanical type couplings, consult chart for sizes and die head information

- Pipe Size: 1" - 2"
- Used in Die Head: Universal



| Item # |
|---------|
| RI50985 |

RIDGE TOOL CO.

4-3/4"

Hole Cutting Tool

Model HC-450

The Ridgid® Model HC450 is engineered for continuous 1/4" to 4-3/4" hole cutting in and up to 8" diameter steel unpressurized pipe.

- 13 amp 1.2 HP worm-gear driven motor delivers unmatched hole cutting power for schedule 10, 40 and 80 pipe
- Quickly mounts onto 1-1/4" to 8" diameter pipe
- Only 11-1/2" high for low clearance jobs
- Chuck accommodates 1/8" to 5/8" arbors
- Hole Cutting Capacity: up to 4-3/4"
- Chuck Size: 5/8"
- Pipe Diameter Mounting Range: 1-1/4" to 8"



| Item # |
|---------|
| RI57592 |

RIDGE TOOL CO.

Power Hole Cutting Tool

1/4" to 3"

Model HC-300

The Ridgid® Model HC-300 hole cutting tool is designed to cut holes up to 3" diameter into steel pipe.

- High speed; with a powerful 1.2 hp, 11 amp- motor, the Model HC-300 delivers 360 rpm to quickly bore holes while optimizing hole saw life
- Specifications: 1/16" - 1/2" chuck size; 1-1/2" - 8" pipe range



| Item # |
|---------|
| RI76777 |

RIDGE TOOL CO.

Combination Bench & Pipe Vise

Forged Steel F-Series

- The F-Series vises are constructed of 75,000 PSI tensile strength forged steel
- All steel, drop forged construction
- Steel handle with rubber anti-pinch rings
- Standard fixed pipe jaws
- Large, hardened anvil
- Forged steel swivel base with dual draw down bolts



| Item # | Size Pipe |
|---------|-----------|
| RI66987 | 4 1/2 |
| RI66992 | 5 |
| RI66997 | 6 |

RIDGE TOOL CO.

Fiberglass Folding Rules

- Precision made of flexible heavy-duty fiberglass with embedded, easy-to-read boldface figures and graduations with red 16" stud marks and positive locking joints
- 6 ft. inside flat reading
- Width: 5/8 in.
- Length: 6 ft.



| Item # |
|---------|
| RI73370 |

RIDGE TOOL CO.

Pliers Water Pump

- Professional quality tools, precision crafted for ultimate balance, high strength and exacting performance
- Forged and heat-treated for extended life and durability



| Item # | Desc. | Length (in.) |
|---------|------------------------------------|--------------|
| RI80475 | Water Pump Pliers (2 in. Capacity) | 10 |



RIDGE TOOL CO.
Screw Extractor Set
Model 10

No. 10 set contains 20 precision tools – one each of Extractor Nos. 1 to 5 inclusive with turnuts, drill Nos. 1 to 5 inclusive, and drill guides Nos. 921 to 1821 inclusive. Pre-formed plastic box provides convenient storage.

- Capacity: 1/4" to 1/2"



Item #

RI35585

RIDGE TOOL CO.
Plumbing Bender

300 Series

- Designed to bend copper tubing to a maximum of 180°
- Offset cushion grip handles and a 90° start angle, together with a specially engineered plastic shoe, combine to ease bending effort
- 300 series lever benders form smooth bends in types K & L soft (annealed) copper tubing
- Tube Size 5/8"
- Bend Radius: 2-1/4"



Item #

RI36962

RIDGE TOOL CO.
Instrument Bender
400 Series

- 400 series instrument benders combine accuracy with easy operation
- Offset cushion grip handles eliminate knuckle cracking when forming 180° bends
- A 90° start angle and unique oil-absorbing shoe minimize bending effort while forming accurate bends in copper, steel and stainless steel tubing



| Item # | Model No. | Capacity Tube Size (Actual O.D.) (in.) | Capacity Bend Radius (in.) |
|---------|-----------|--|----------------------------|
| RI36122 | 404 | 1/4 | 5/8 |
| RI36097 | 406 | 3/8 | 15/16 |
| RI36132 | 408 | 1/2 | 1 1/2 |

RIDGE TOOL CO.
Tri-Bender

Model No. 456

The 456 Tri-Bender is designed to easily bend three different sizes of soft tubing: 1/4", 5/16" and 3/8" with the same tool. Ideal for plumbing and HVAC applications. A 90° start angle minimizes effort required to form a bend. Handy reference marks indicate the angle for quick bends through 90°.

- Capacity (in.): 1/4, 5/16, 3/8



Item #

RI44852

RIDGE TOOL CO.
Tube Bender
Spring Type

- Fast, free-form bending of soft copper and aluminum tube

| Item # | Model # | Length (in.) | Tube O.D. (in.) |
|---------|---------|--------------|-----------------|
| RI35245 | D-1375 | 10 | 1/4 |
| RI35255 | D-1377 | 10 | 3/8 |
| RI35265 | D-1379 | 12 | 1/2 |
| RI35275 | D-1381 | 12 | 3/4 |
| RI35280 | D-1382 | 12 | 7/8 |



RIDGE TOOL CO.
Ratchet Flaring Tool

Model No. 458R

- Flaring tool is recommended for soft material such as aluminum and soft copper, flare steel, stainless steel, hard copper and brass thru wall thickness of .035 inches
- 45 deg. SAE flares, Sizes: 1/8, 3/16, 1/4, 5/16, 3/8, 1/2, 5/8, 3/4 in.



Item #

RI83037

RIDGE TOOL CO.
Hammer-Type Flaring Tools

- Made of high-grade hardened steel, these tools have a long nose guide that centers tools for smooth, 45° uniform flares



| Item # | Model No. | Water Tube Size (in.) |
|---------|-----------|-----------------------|
| RI41315 | E-37 | 3/8 |
| RI41320 | E-45 | 1/2 |
| RI41330 | E-47 | 3/4 |
| RI41335 | E-52 | 1 |

RIDGID

RIDGE TOOL CO.

115V Electric Solder Gun

Model RT-175 Professional

- For 1/4" to 3" tube (soft soldering)
- Flameless soldering - safe, easy-to-use
- Twelve feet of cable
- Fully contained in metal carrying case



Item #

RI62862

RIDGE TOOL CO.

Pipe Freeze Tool Kit

Model SF-2500 - SuperFreeze™

- SuperFreeze® Pipe Freezing Tool Avoids the Cost and Inconvenience of a System Shutdown and Purge.
- The SuperFreeze Pipe Freezer is an easy-to-use pipe freezing unit that allows the contractor to keep water systems operating while making repairs. The Ridgid SF-2500 is a mini-refrigeration unit that circulates self-contained refrigerant to its aluminum freeze heads. This forms an ice plug in as little as 6 minutes in 1/2" copper tube and can be used with up to 2-1/2" tube or 2" pipe. Once the pipe is plugged, repairs can be made while the ice plug is maintained by the unit. Now includes a bottle of specially formulated freeze gel to speed freezing. Apply the gel to freeze heads before placing on pipe.
- Approved by UL to CSA and UL standards
- Capacity: Copper Tube: 1/2" - 2 1/2"; Steel Pipe: 1/2" - 2"
- Compressor: 115V, 60 Hz, 4.3A
- Refrigerant: R-507 (14.2 oz. charge)
- Hose Length: 8.5 ft. (17 ft. span)
- Dimensions: L = 21" W = 10.5" H = 13"



Item #

RI68967

RIDGE TOOL CO.

Pipe Thawers

For fast thawing of frozen metal pipes 1/2" through 1-1/2" (12-36 mm).

KT-200 pipe thawing unit provides continuous heating to quickly thaw 1/2" to 1-1/2" frozen metal pipes. Simply attach the clamps to the metal pipe on each side of the frozen section and the pipe is thawed within minutes.

- KT-200 can be used on 4' to 150' lengths of pipe; the KT-200'S amp meter allows the user to select the proper output level for maximum current draw and minimum thawing time
- Powerful: Units operate on a standard 115V, 15 amp outlet; the KT-200 produces 250-400 amps of thawing power



Item #

Model No.

Desc.

RI62747

KT-200

Pipe Thawer W/2-25 (ft.)
1/10 Cables

RIDGE TOOL CO.

Press Tool

Model RP 210-B

The Model RP 210-B is a fast and reliable way to join copper, stainless steel and PEX fittings. It is 2 inches shorter and 25% lighter than our previous compact tool for more pressing with less fatigue. Its 270° rotating swivel jaw helps users get into tight places. With a 5,400 pounds hydraulic ram output, the Model 210-B has more capacity than any compact press tool available. As part of this new design, the Model 210-B service interval has been extended to 32,000 cycles.



Specifications:

- Capacity: 1/2" to 1-1/4" for copper and stainless, 3/8" to 1-1/2" for PEX
- Compatible with all Ridgid® compact series pressing attachments
- 270° barrel/jaw swivel
- Battery: 18V Li-Ion, 1.1 Ah
- Hydraulic Ram Output: 5,400 lbs.
- Weight: 6.4 lbs. with battery
- Operating Temperature Range: 15°F - 122°F
- Approximate Cycle Time: 5 seconds
- Standard Kit Includes: RP 210-B Press Tool, 2 Batteries, Battery Charger and Carrying Case

Item #

Desc.

RI31028

RP 210-B Battery Press Tool Kit
w/ProPress Jaws (1/2" - 1 1/4")

RIDGE TOOL CO.

Corded Press Tool

Model RP 340

- 270° Barrel/Jaw Swivel
- Hydraulic Ram Output: 7,200 lbs. (32kN)
- Weight: 8.5 lbs. (w/Battery), 9.5 lbs. (w/AC Power Adapter)
- Approximate Cycle Time: 4 seconds
- LED-light For Continued Operations In No or Low-light Environments
- Kit Includes: Pro Press Jaws 1/2"-2", AC Power Adapter and Carrying Case



Item #

RI43373

Make a connection at the EDGE



RIDGE TOOL CO.
Cordless Press Tool

Model RP 340

- 270° Barrel/Jaw Swivel
- Hydraulic Ram Output: 7,200 lbs. (32kN)
- Weight: 8.5 lbs. (w/Battery), 9.5 lbs. (w/AC Power Adapter)
- Approximate Cycle Time: 4 seconds
- LED-light For Continued Operations In No or Low-light Environments
- Kit Includes: Pro Press Jaws 1/2"-2", (2) 18V Advanced Lithium 2 Batteries, 120V Advanced Lithium Battery Charger, and Carrying Case



Item #

RI43358

RIDGE TOOL CO.
Cordless Press Tool Kit

Model RP 200-B

- The inline form of the tool allows access to tighter spaces, enabling press connections in difficult to reach areas
- Head Rotation: 270° Barrel/Jaw Swivel
- Battery: 18V Advanced Lithium 2
- Hydraulic Ram Output: 5,400 lbs. (24kN)
- Weight: 6.2 lbs. with Battery
- Approximate Cycle Time: 4-5 Seconds
- Kit Includes: Pro Press Jaws 1/2"-1-1/4", 2 18V Advanced Lithium 2 batteries, 120V Advanced Lithium Battery Charger, and Carrying Case



Item #

RI43428

RIDGE TOOL CO.
Press Rings C1 Kit
ProPress®

Rings for ProPress® permit access in tighter spaces and serve as an excellent complement to your Ridgid® jaw sets. The swivel actuator allows a press tool to be placed +/-90 degrees to the tube being pressed!

- Designed in conjunction with the ProPress® System Fittings, ensuring total system compatibility
- C1 Compact Kits are designed for Ridgid® Compact Press Tools
- Standard Kit includes: Press Rings, Actuator and Carrying Case
- Capacity: 1/2" to 1-1/4" Ring



Item #

RI28043

RIDGE TOOL CO.
Standard Series Rings
ProPress® XL-C™

- Patented Ring Design to make pressed connections for 2-1/2" - 4" copper tube
- New XL-C Rings and V2 Actuator Jaw include patented swiveling feature that allows the tool to connect to the ring at any angle relative to the tubing, allowing greater access in tight spaces
- Designed in conjunction with the ProPress XL-C fittings, ensuring total system compatibility
- Compatible Only with Ridgid® Standard Series pressing tools
- V2 Actuator Jaw features new jaw identification clips, for fast, easy identification of the appropriate pressing jaw
- Includes: Standard Series XL-C Ring Kit Includes: One V2 Actuator, 2-1/2" Ring, 3" Ring, 4" Ring, Tube Insertion Depth Marking Gauge, Carrying Case, and Operator's Manual



Item #

RI20483

RIDGE TOOL CO.
Inspection Camera
micro CA-300

- The next evolution of the micro EXPLORER® Inspection Camera
- Easily record still images and videos of problems in hard-to reach areas and then share these findings with the RIDGIDConnect™ solution
- Comfortable pistol-grip design, large screen, and rugged anodized aluminum camera head with four bright LEDs make it easy to detect and diagnose the unreachable
- Get the perfect view with enhanced features like image rotation and digital zoom.
- Display: 3.5" (90mm) Color TFT (320 x 240 resolution)
- Camera Head: 0.7" / (17mm) LCD Diameter Aluminum Construction
- Lighting: 4 Adjustable LEDs
- Images: JPG - (640 x 480) Resolution
- Video: AVI - (320 x 240) Resolution
- External Memory: SD Card up to 32 GB (4GB SD card included)
- Power Source: Rechargeable 3.7V Li-Ion Battery
- Included: micro CA-300 with 17mm imager, battery, charger, USB cord, hook, magnet and mirror accessories, RCA cable, AC adapter, headset with microphone, 4GB SD card, 1 year RIDGIDConnect Basic Subscription



| Item # | Description |
|---------|--------------------------------|
| RI37888 | micro CA-300 Inspection Camera |
| RI37103 | 17 mm Replacement Imager |
| RI37108 | 3' Cable Universal Extension |
| RI37113 | 6' Cable Universal Extension |
| RI37083 | 3.7 V.Li-Ion Battery |
| RI37088 | 3.7 V Charger |
| RI30208 | Car Charger Adapter |

RIDGID

RIDGE TOOL CO. **Inspection camera** **micro CA-100**

Inspection camera allows you to perform detailed visual inspections in hard-to-reach areas.



- Comfortable pistol-grip design, one-hand controls, and large screen make it easy to detect and diagnose the unreachable
- Comes standard with a rugged 3/4 inch anodized aluminum camera head with 4 super bright LEDs
- Easily rotate the active image counter-clockwise to see in any situation
- Display (320x240 Resolution): 3.5" Color LCD
- Cable Reach: 3' (Expandable to 30' w/ optional extensions)
- Video Output: 3' RCA Cable (included)
- Attachments: Mirror, Hook & Magnet
- Weight: 5.5 lbs

| Item # | Description |
|---------|--------------------------------|
| RI36738 | micro CA-100 Inspection Camera |
| RI37103 | 17mm Replacement Imager |
| RI37108 | 3' Cable Universal Extension |
| RI37113 | 6' Cable Universal Extension |

RIDGE TOOL CO. **0.26"/6mm Diameter** **Imager Head Assembly**

- Over 50% smaller than the standard camera head
- Enables detailed inspection in very confined spaces
- Bright LED lighting provides clear images
- Sleek aluminum construction withstands demanding applications
- Compatible with CA-100, CA-300 and universal extensions



| Item # | Description |
|---------|---|
| RI37098 | 1m Length x 6mm Diameter Replacement Imager |
| RI37093 | 4m Length x 6mm Diameter Replacement Imager |

**See where no one has
seen before with Ridgid**

RIDGE TOOL CO. **Compact Video** **Inspection System** **Seesnake®**

The SeeSnake Compact System offers fast setup for quick inspections. Its ultra portability makes this system an excellent complement to your SeeSnake Plus. Standard Equipment:



Power Source:

- Battery port for use with optional 18V battery
- AC/DC operation

MINIPak Monitor System:

- High-resolution monitor
- Push button controls for sonde, power, lights, flipscreen and zeroing the counter
- Splash-resistant case with built in sunshade
- Video In/Out jack

Camera System:

- Scratch-resistant, debris-shedding, flush-mounted sapphire lens
- Integrated transmitter
- Durable stainless steel camera head assembly and tapered spring assembly

Reel:

- 100' of push cable
- Debris-capturing, rotating drum with mercury-free slip ring
- Counter to display distance on monitor in feet and inches

| Item # | Desc. |
|---------|--|
| RI32903 | Color Compact System w/Battery & Charger, 115V |

RIDGE TOOL CO. **Utility Line Locator** **SeekTech SR-20**

- Proximity Signal Minimizes depth over target and maximizes relative signal strength to guide you closer to the target independent of the current flow
- Mapping Display Virtually maps the utility to help guide you down the line. Shows signal distortion and line turns in real time
- Continual Depth Increase productivity by showing depth changes in real time
- Guidance Arrows Guides the operator to target line by minimizing signal gradient
- Active Line Trace Frequencies: 128Hz, 1kHz, 8kHz, 33kHz
- Sound Frequencies: 16Hz, 512Hz, 33kHz
- Passive Power Trace: 50Hz, 60Hz
- Passive Radio Trace: <4kHz, 4kHz-15kHz, 15kHz-38kHz



| Item # |
|---------|
| RI21893 |



RIDGE TOOL CO.

NaviTrack® Scout®

- Designed to solve the most demanding remote transmitter (sonde) locates
- Multi-directional antenna technology sees the entire signal all of the time. Simply maximize the signal strength and you have found the target. No nulls or false peaks to complicate the locate
- Verifies the locate position using a micro-mapping display to mark distinctive poles in front of and behind the target, insuring an accurate locate
- Depth is automatically calculated and displayed when over the target
- Ideal for users locating SeeSnake cameras and other sondes who occasionally need to locate energized lines
- Weight: 3 lbs.
- Power Source: 4 C-Cell batteries.
- Battery Life: Approximately 24 hours.
- Standard Equipment: Hard Plastic Carrying Case, Surface Markers and Clip, Instructional Video, Operator's Manual, 4 C-Cell Batteries



Item #

RI19238

RIDGE TOOL CO.

Drain Line Cleaners

Model No. K-50-4

Model K-50 - For 3/4" to 4" (19-100 mm) Drain Lines

- Compact, versatile, professional's machine. Capable of running three different size cables: 5/16", 3/8" and 5/8" - the perfect, all-around sink, shower, and floor drain machine; weighs less than 35 lbs.



Unique, easy-to-use, instant-acting cable clutch maximizes operator control:

- Pull handle down and cable spins at 400 RPM
- Release handle, cable stops - instantly
- Uses sections of 5/8" cable, cleans 1-1/4" to 4" lines up to 100 feet
- C-8 best for 1-1/4" - 3" drains
- C-9 best for 2" - 4" drains
- 5/16" best for 3/4" to 1-1/2" lines
- 3/8" best for 1-1/4" to 2" lines

| Item # | Desc. | Model No. |
|---------|-------------------------------|-----------|
| RI58960 | Machine, with: A-30 Cable Kit | K-50-4 |

RIDGE TOOL CO.

Toilet Auger

No. K-3

High-quality tool in 3' length provides fast and safe clearing of closet obstructions.

Features Include:

- Negotiate water-conserving closets
- New, durable, kink-resistant, 1/2" compression-wrapped Inner Core cable



| Item # | Model No. | Desc. |
|---------|-----------|------------------------------|
| RI59787 | K-3 | 3' Toilet Auger w/ Bulb Head |

RIDGE TOOL CO.

Drain Cleaner

Sink Machine

K-40AF

The K-40 Dual Feed Sink Machine provides the professional with a powerful yet compact machine for cleaning small secondary drain lines from 3/4" to 2-1/2" (19 mm - 64 mm). When used with the dual feed your hands literally never need to touch the cable, and there is no mess.



- Dual Feed - Advanced two way feed keeps hands off cable, advances and retrieves with push of a lever.
- Dual Position - The K-40 sits flat on the floor, countertop, or tips onto its back for easy access to elevated drains.
- Two-piece "twist lock" drum housing allows easy access to the inner drum and cable and will not dent or corrode.
- Includes: Autofeed, Guide Hose, Mounting Bracket, C-13IC SB, 5/16" x 35' (10.7m) Speed Bump Cable w/Inner Drum

Item #

RI71722

RIDGE TOOL CO.

Drain Cleaner-Autofeed

For Small Secondary Drain

Lines From 3/4" to 2 1/2"

Model K-45AF

- Variable Speed Operation - Fully variable from 0-600 RPM
- Leak Proof - Inner drum prevents leakage to keep job site clean
- Quick acting slide chuck to lock cable
- Inner drum design virtually eliminates cable flip-over and allows for quick cable change out
- Premium quality, compression wound inner core cable combines strength and flexibility to resist kinking
- Advanced 2-Way AUTOFEED lets you keep hands off cable and gives you total control to completely work through blockages and retrieve obstructions
- Advance and retrieve cable without stopping to reverse the motor, quickly working back and forth through the blockage to completely clear the line
- Includes: K-45 Drain Cleaner, C-11C Cable w/Bulb Auger (5/16" x 25')



Item #

RI35473



RIDGE TOOL CO.

Drain Cleaner Cables For Drain Guns, Sink Drums & Small Line Sectional Machines



| Item # | Model | Description | Typical Application | Characteristics | Fits Machines |
|---------|-------|--------------------------|---|--|-----------------------------|
| RI62235 | C-2 | 5/16" x 25' Drop Head | Drain Lines 3/4" to 1 1/2", Kitchen Sinks, Lavatory Sinks, Bathtub Drains, Drinking Fountains and Urinals | Hollow Core Cable That Provides Maximum Flexibility For Severe Bends and "P" Traps | K-25/K-26, K-45, K-40, K-50 |
| RI62245 | C-4 | 3/8" x 25' Male Coupling | Drain Lines 1 1/4" to 2 1/2", Kitchen Sinks, Lavatory Sinks, Slop Sinks, and Disposal Waste Lines | Flexible Yet Tough 3/8" Cable Most Commonly Used After Traps Have Been Removed | K-45, K-40, K-50 |
| RI62260 | C-6 | 3/8" x 35' Male Coupling | Drain Lines 1 1/4" to 2 1/2", Kitchen Sinks, Lavatory Sinks, Slop Sinks, and Disposal Waste Lines | Flexible Yet Tough 3/8" Cable Most Commonly Used After Traps Have Been Removed | K-45, K-40, K-50 |
| RI62250 | C-5 | 3/8" x 35' Bulb Auger | Drain Lines 1 1/4" to 2 1/2", Kitchen Sinks, Lavatory Sinks, Slop Sinks, and Disposal Waste Lines | Flexible Yet Tough 3/8" Cable Most Commonly Used After Traps Have Been Removed | K-45, K-40, K-50 |

RIDGE TOOL CO.

Drain Cleaner Cables For Sectional Machines

- Cable only, with male coupling

| Item # | Model | Description | Typical Application | Characteristics | Fits Machines |
|---------|-------|---------------|--|--|---------------|
| RI62225 | C-7 | 5/8" x 7 1/2' | 2' & 3" Floor Drains | Tight Wind Cable Providing Good Rigidity In A Hollow Core Cable, Not For Tree Roots | K-50, K-60SP |
| RI62270 | C-8 | 5/8" x 7 1/2' | Drain Lines 1 1/4" to 2", Ideal For Proper Cleaning Of Small Drain Lines | Open Wind Cable That Is More Flexible Than C-7, Acting As An Auger To Thoroughly Remove Blockages In Small Lines | K-50, K-60SP |



RIDGE TOOL CO.

Drain Cleaner Tools



| Item # | Model | Description | Fits Cable |
|---------|-------|--------------------------|--------------------------------|
| RI62990 | T-201 | Straight Auger, 5" Long | C-4, C-6, C-6IC, C-7, C-8, C-9 |
| RI63065 | T-217 | Drop Head Auger, 4" Long | C-4, C-6, C-6IC, C-7, C-8, C-9 |
| RI63005 | T-205 | "C" Cutter 1 3/8" | C-4, C-6, C-6IC, C-7, C-8, C-9 |

RIDGE TOOL CO.

Drain Cleaner

For 3/4" to 3" Drain Lines Model K-3800 Machine Kit

A powerful, easy to transport, versatile machine for cleaning indoor drains. Requires minimal set-up to clean sink lines, floor drains, roof vents.

- Rugged, corrosion-resistant molded cable drum won't dent or rust
- The drum tilt-adjusts for proper cable feed angle, inner-drum guards against cable flip-over

K-3800 Description: C-32, 3/8" x 75' Cable, T-202 Bulb auger, T-205 "C" Cutter, T-211 Spade cutter, A-13 Pin key, pair of gloves



Item #

RI53117



RIDGE TOOL CO.
Drain Cleaner
For 1-1/2" to 4" Drain Lines
Model K-400



- Integrated Transport Cart – Heavy-duty, over-molded rubber wheels easily navigate over bumps and up stairs
- Cable Control System – causes the drum to stop spinning when the blade becomes lodged in a blockage, limits potential for cable to flip over in the drum and helps to indicate to operator when blockages are encountered
- "Solid Core" Cable – uses tough 3/8" Integral Wound (IW) solid core cable that is rugged and kink resistant
- Includes: K-400 Machine w/Gloves, C-32 IW 3/8" x 75' Solid Core (Integral Wound) Cable, T-260 Tool Set (T-202 Bulb Auger, T-205 "C" Cutter, T-211 Spade Cutter, A-13 Pin Key)

Item #

RI24853

RIDGE TOOL CO.
Drain Cleaner
For 3" to 6" Drain/Sewer Lines
Model K-6200



- Patented Cable Control System – Causes the drum to slow down when the blade becomes lodged in a blockage. Limits potential for cable flipover
- Direct Drive Design – 4/10 HP universal motor and gearbox bear down as torque builds
- Audible warnings let operator know when blockage is encountered
- Drum requires no adjustments to stay aligned and tight on drive shaft.
- Easy Maintenance Construction – Separate drum and machine in seconds. Inner drum and guide tube remove easily to maintain or replace cable
- Low center of gravity frame design and custom kickstand keep machine firmly anchored during operation
- Rugged, corrosion-resistant polyethylene drum is rust and dent proof
- Double tubular frame is lightweight and designed for extra strength
- AUTOFEED: Powerful feed mechanism is built to last and is easily maintained
- CSA approved
- Approved to UL standards (NRTLCL)
- Includes: Machine, Autofeed, Standard Accessories (T-406 Spade Cutter, T-411 2" Double Cutter, T-413 3" Double Cutter, T-414 4" Double Cutter, T-458 5/8" x 2' Trap Leader, Pair Reclining Legs, Drain Cleaning Gloves) and 5/8" x 100' Inner Core Cable

Item #

RI95732

RIDGE TOOL CO.

Drain Cleaner
For 3" to 10" Drain Lines
Model K-7500 Power Feed Kit

The performance, cable control, durability and maneuverability demanded by professional users. Ideal for any tough job, such as roots - up to 250'

- Recommend 5/8" cable for 3" to 6" drain lines up to 250'
- Recommend 3/4" cable for 4" to 10" drain lines up to 250'
- Description: Standard accessories and 3/4" x 100' inner core cable



Item #

RI60052

RIDGE TOOL CO.
Drain Cleaner
Water Jetter
Model KJ-1750-SC



- Propels a highly flexible hose through 1 1/4" to 4" lines—blasting through sludge, soap and grease blockages. As you pull the hose back, it power scrubs the line, flushing debris away and restoring drain lines to their free-flowing capacity
- Actual working pressure of 1750 psi and flow of 1.4 GPM for fast, effective cleaning of lines
- Two levels of pulse are standard, activate to easily negotiate difficult bends and traps
- Easily removed from the cart in seconds for hard to reach drain or for remote storage
- 2.0 HP motor draws a maximum of 17 Amps which requires a 20 Amp, 115 Volt circuit
- Duplex pump with corrosion-resistant, forged brass head
- Pressure control valve allows quick and easy pressure adjustment
- Optional power washer package cleans cables, tools and other heavily soiled equipment
- Includes: H-10 Cart, 100' x 3/16" Trap Hose
- CSA approved
- Approved to UL standards (NRTLCL)

Item #

RI67332

RIDGE TOOL CO.
Drain Cleaner Tools



| Item # | Model | Description | Fits Cable |
|---------|-------|-------------------------|--|
| RI62990 | T-201 | Straight Auger, 5" Long | C-31, C-32, C-33, C-31IW, C-32IW, C-33IW, C-44IW, C-45IW |
| RI63065 | T-217 | Drop Head, 4" Long | C-31, C-32, C-33, C-31IW, C-32IW, C-33IW, C-44IW, C-45IW |
| RI63005 | T-205 | "C" Cutter, 1 3/8" | C-31, C-32, C-33, C-31IW, C-32IW, C-33IW, C-44IW, C-45IW |



RIDGE TOOL CO.

Drain Cleaner Cables for Drum Machines

- Cable Only, with male coupling



| Item # | Model | Description | Typical Application | Characteristics | Fits Machines |
|---------|--------|---|--|--|-----------------------|
| RI37842 | C-31 | 3/8" x 50' w/ Inner Core | Drain Lines 1 1/2" to 2 1/2", Kitchen Sinks, Lavatory Sinks, Slop Sinks & Laundry Stacks | Good Flexibility, As Torque Builds Outer Spring Tightens On Wire Core Causing Cable To Stiffen And Transfer Greater Torque To Cutter | K-400, K-3000 |
| RI37847 | C-32 | 3/8" x 75' w/ Inner Core | Drain Lines 1 1/2" to 2 1/2", Kitchen Sinks, Lavatory Sinks, Slop Sinks & Laundry Stacks | Good Flexibility, As Torque Builds Outer Spring Tightens On Wire Core Causing Cable To Stiffen And Transfer Greater Torque To Cutter | K-400, K-3000 |
| RI87582 | C-32IW | 3/8" x 75' w/ Inner Core Integral Wound | Drain Lines 1 1/2" to 2 1/2", Kitchen Sinks, Lavatory Sinks, Slop Sinks & Laundry Stacks | Good Flexibility, As Torque Builds Outer Spring Tightens On Wire Core Causing Cable To Stiffen And Transfer Greater Torque To Cutter | K-400, K-3000 |
| RI43647 | C-24 | 5/8" x 75' w/ Inner core | Drain Lines 3" to 6", Floor Drains, Vents & Laterals | General Purpose Cable, Inner Core Provides Greater Stiffness Under Load | K-750, K-6200, K-7500 |
| RI41697 | C-100 | 3/4" x 100' w/ Inner Core | Drain Lines 4" to 6" & Main Lines Including Laterals | Powerful Cable Used For Heavy Duty Blockages Such As Tree Roots, Cable Tightens On Core To Provide Extra Stiffness Under Load Delivering Power To Cutter | K-750, K-7500 |

RIDGE TOOL CO.

12 Gallon High Performance Wet/Dry Vac

- 5.0 Peak HP Motor
- 12 Gallon drum
- Vacuum inlet in the drum allows vac to accept dust collection bags making dry cleanup even easier
- 4 Swivel Casters provide easy 360° mobility
- Accessory storage space built into the caster feet and hose storage on the lid allows quick access to all the provided attachments
- Scroll Noise Reduction® is a patented feature that provides quiet operation by precisely controlling the flow of air through the vac
- 7' Tug-A-Long® Locking Hose won't pull loose during use
- Powerful exhaust airstream can be directed through the vac hose to blow sawdust from tools and debris from garages, decks and sidewalks
- Large Built-In Drain located to lowest point of drum for emptying of water



Item #

RI40103



REED MFG

Tube Deburring Tools

- Tools deburr aluminum, copper, and steel tubing

| Item # | Desc. |
|---------|------------------------|
| RDDEB0 | Deburring Tool |
| RDDEB3 | Deburring Tool |
| RDDEB38 | Replacement Blade Only |





REED MFG
Cutter Wheels

All Reed cutter wheels are made from high shock-resistant tool steel, while competitive cutter wheels are made from carbon steel or still lower quality tool steel. By using this higher quality raw material, Reed cutter wheels can be made thinner and can therefore cut pipe more easily and leave less burr. Also, because of their higher quality, certified material, only Reed cutter wheels can be heat-treated for the perfect balance between hardness and toughness to make Reed cutter wheels resist breakage and last longer.

Reed pioneered the development of cutter wheels for plastic pipe and today has the widest variety and highest quality cutter wheels for various types and wall thicknesses of plastic pipe and tubing.

Reed offers the largest cutter wheel line for all types of pipe, tubing and conduit. Reed cutter wheels are the best value for use in Reed cutters, or in the cutters of any other manufacturer.



| Item # | Std. Pack | Reed Cutter | Blade Exposure (in.) | Application |
|-------------------------------------|-----------|--|----------------------|---------------------------------------|
| For Tubing Cutters - Metal | | | | |
| RDOSS | 12 | TC1Q, TC1.6Q, TC2Q, T10, T15, T20 | 0.160 | Stainless Steel |
| RDO | 12 | TC1Q, TC1.6Q, TC2Q, T10, T15, T20, MC3, RT15T1, RT15T2, RT15T3, RTC1.1, RTC1.4 | 0.180 | Copper, Aluminum, Brass, Steel Tubing |
| RD30-40 | 12 | TC3Q, TC4Q, TC5Q, TC6Q, TC8Q | 0.250 | Copper, Aluminum, Brass, Steel Tubing |
| RD345T | 12 | MC2 | 0.146 | Copper, Aluminum, Brass |
| For Tubing Cutters - Plastic | | | | |
| RD1-2PVC | 12 | TC1Q, TC1.6Q, TC2Q, T10, T15, T20 | 0.280 | PVC, CPVC, PVDS |
| RD30-40P | 12 | TC3Q, TC4Q, TC5Q, TC6Q | 0.343 | ABS, PE, PP |
| RD680PVC | 4 | TC6Q, TC8Q | 0.575 | PVC - Standard & Heavy Wall CPVC |
| RD3-6PVC | 12 | TC3Q, TC4Q, TC5Q, TC6Q | 0.377 | 3"-6" PVC, 4" Heavy Wall CPVC |
| For Pipe Cutters | | | | |
| RD2RBS | 12 | 2-1, 2-1Q, 2-4WG, 2-3, 2-3Q, 2-4, 5301PD | 0.300 | Steel, Stainless Steel |
| RD2RBHD | 12 | 2-1, 2-1Q, 2-4WG, 2-3, 2-3Q, 2-4, 5301PD | 0.296 | HD for Steel, Stainless Steel |
| RDR1032/S | 6 | 5301PD | 0.450 | Steel, Stainless Steel, Schedule 80 |
| RD3RG | 4 | | 0.399 | Steel, Stainless Steel |
| For Hinged Cutters | | | | |
| RDHS4 | 4 | H4 | 0.320 | Steel, Stainless Steel |



REED MFG
**Pipe Cutter
C Shape**

Easy-to-grip cutter easily snaps on to copper tubing for a quick, clean cut. Just turn the cutter in the direction of the arrow and the cut will be complete in seconds. Compact c-shape means no handle swing space is required. The spring-loaded cutter wheel self-feeds on Type K, L, and M copper and CTS CPVC with consistent pressure as the tool is turned around the tubing. Each cutter fits just one popular size of copper tubing.



| Item # | Pipe Capacity (in.) | Application |
|-----------|---------------------|--|
| RDTC50SLR | ½ | CTS CPVC, Hard M copper, L copper, and soft K copper |
| RDTC50SL | ½ | CTS CPVC, Hard M copper, L copper |
| RDTC72SLR | ¾ | CTS CPVC, Hard M copper, L copper, and soft K copper |
| RDTC75SL | ¾ | CTS CPVC, Hard M copper, L copper |
| RDTC1SLR | 1 | CTS CPVC, Hard M copper, L copper, and soft K copper |
| RDTC1SL | 1 | CTS CPVC, Hard M copper, L copper |

REED MFG
Hinged Cutters™

- Four wheels cut steel, stainless steel, cast and ductile iron with only 90° to 110° handle swing
- Only 4" clearance required around pipe
- Strong guide fingers ensure perfect alignment for square cuts
- A closed 360° frame forces all energy into cutting the pipe for maximum efficiency
- This is the only hinged cutter that tracks every time and the only one recommended for ductile iron, steel, and stainless steel to Schedule 100
- Note: S= comes with wheels for steel; I= for cast and ductile iron; X= for schedule 80 steel; XX= for schedule 100 steel.



| Item # | Nom. Pipe Capacity (in.) | Length (in.) |
|----------|--------------------------|--------------|
| RDH21/2S | 1 - 2½ | 17 |
| RDH21/2I | 1 - 2½ | 17 |
| RDH21/2X | 1 - 2½ | 17 |
| RDH4S | 2 - 4 | 22 |
| RDH4I | 2 - 4 | 22 |
| RDH4X | 2 - 4 | 22 |
| RDH6S | 4 - 6 | 28 |
| RDH6I | 4 - 6 | 28 |
| RDH6X | 4 - 6 | 28 |
| RDH8S | 6 - 8 | 32 |
| RDH8I | 6 - 8 | 32 |
| RDH8X | 6 - 8 | 32 |
| RDH8XX | 6 - 8 | 32 |
| RDH12S | 8 - 12 | 34 |
| RDH12I | 8 - 12 | 34 |
| RDH12X | 8 - 12 | 34 |
| RDH12XX | 8 - 12 | 34 |

REED MFG
Tripod Chain Vise

Manufactured with the heaviest gauge steel, overlapping hinges, and the best adjustable tray clamp, not a set screw, to keep the lower tray assembly and entire portable workbench tight – even after many hours of use! The heavy-duty design permits use with pipe up to 6" diameter. The exclusive double-faced jaws provide a second set of jaws with options available for both metal and plastic pipe (R450P).



| Item # | Pipe Capacity (in.) |
|--------|---------------------|
| RD450+ | ½-6 |

REED MFG
Field Pipe Vise

- Field Pipe Vise holds pipe up to 20" diameter
- More pipe capacity than other Reed vises; 2,000 lb. vise capacity
- Super choice for pre-trench work and above ground cuts
- Excellent flexibility achieved in height and length of vise appropriate to application as customer may cut own pipe for legs and backbone



| Item # | Pipe Capacity (in.-Nom.) |
|---------|--------------------------|
| RDFPV20 | 2-20 |



REED MFG Universal Pipe Cutters

- Lightweight, easy-to-use Universal Pipe Cutters (UPC) are available to cut 6" - 48" (150-1300 mm) outside diameter ductile iron, cast iron, clay, concrete, steel, PVC, or PE pipe
- The cutters are pneumatic powered
- The lower cost RDUPC616A uses the same motor as the others, but does not need connecting frames
- The RDUPC616 is shipped in a steel toolbox with a three-gallon, formed-steel water tank
- The RDUPC636A and RDUPC648A come in a steel toolbox with a seven-gallon, stainless steel water tank and cart
- Must order required blades separately



| Item # | Pipe Dia. (Inches-Nom.) |
|-----------|-------------------------|
| RDUPC616A | 6-16 |
| RDUPC636A | 6-36 |
| RDUPC648A | 6-48 |

REED MFG Universal Pipe Cutter Blades



| Item # | Desc. | Pipe Dia. (in.) | Pipe Material |
|-------------|---|-----------------|--|
| RDUPCARB4 | 4" Blades cut up to $2\frac{3}{32}$ " wall thickness | 6 | PVC |
| RDUPBEVEL | Available by special order, minimum order applies | | PVC |
| RDUPCARB6 | 6" Blades cut up to $1\frac{23}{32}$ " wall thickness | 8 - 48 | PVC |
| RDUPCSTEEL4 | 4" Blades cut up to $2\frac{3}{32}$ " wall thickness | 6-8 | Steel, PE |
| RDUPCSTEEL6 | 6" Blades cut up to $1\frac{23}{32}$ " wall thickness | 8-48 | Steel, PE |
| RDUPDIA6C | 6" Blades cut up to $2\frac{3}{32}$ " wall thickness | 8-48 | Cast Iron, Pit Cast, Ductile Iron Clay, Concrete |
| RDUPDIA4C | 4" Blades cut up to $2\frac{3}{32}$ " wall thickness | 6 | Cast Iron, Pit Cast, Ductile Iron Clay, Concrete |

REED MFG Electric Hydrostatic Test Pumps



- Designed for pressure testing water systems such as water meters, plumbing lines, pressure vessels, solar systems and sprinkler systems, in both residential and commercial buildings. A standard 110V outlet is required and the electric motor is UL certified. The output pressure is easily adjusted simply by turning a knob and watching the attached gauge. A built-in bypass allows for automatic water recirculation once the set pressure is reached. When the pump is turned off, it can be easily disconnected from the test system and taken elsewhere or stored away. The hose-to-pump connection features a quick disconnect with built-in check valve, which allows for convenient setup and portability. Each pump includes a high pressure EHTPOUTHOS for filling the system.

| Item # | Capacity |
|------------|----------|
| RDEHTP500 | 500 PSI |
| RDEHTP500C | 500 PSI |

REED MFG Hydrostatic Test Pumps

Designed to test water meters, plumbing lines, pressure vessels, solar systems and sprinkler systems, in both residential and commercial buildings. The test pumps are portable and can be used to test modest irrigation lines. Pump operation requires the user to first fill the system that needs to be tested. Next, the user raises the system pressure by actuating the test pump handle. Finally, the user closes the pump's ball valve at the desired pressure. The user determines leakage based on dropping pressure as indicated by the hydrostatic test pump's pressure gauge. The pump has a relief valve that reduces the likelihood of over-pressuring the system. Hoses are sold separately.



| Item # | Capacity (psi.) |
|-----------|-----------------|
| RDHTP300 | 300 |
| RDHTP1000 | 1000 |

REED MFG Manhole Hooks

High Carbon Steel

- Hooks are forged of 5/8" hex high carbon steel
- Handle fits large hand
- RDMH30 has rotated handle and rocker head to more easily enter notch in stubborn covers
- Points are 1/2" wide for cover openings



| Item # | Handle To Hook Relationship | Length (in.) |
|--------|-----------------------------|--------------|
| RDMH26 | Same Plane | 26 |
| RDMH30 | Hook 90° To Handle | 30 |
| RDMH36 | Same Plane | 36 |



REED MFG

Valve & Curb Keys



- Upper shafts are made from heavy-gauge, mechanical steel tubing
- The keys have a telescoping design
- When telescoped in, they are under 4 feet long and fit easily in small utility trucks, behind pickup seats, and in car trunks
- When telescoped out, lengths of 5 feet to 7 feet are possible
- RDVK10 reaches nearly 10 feet when fully extended
- RDVKEXT shaft is available to extend the keys to over 12 feet
- For greater control and versatility, a variety of tools can be used on the end of T handles to turn curb stops
- Optional clip-on tools can be used to turn small valve wheels, curb box rods, pentagon bolts, and Buffalo box lids; Reed customers can choose keys according to the needs of their systems
- The RDVKA45 (shown in picture) is an adjustable valve key for mains with the curb key at a 45 degree angle; this angle provides a visual indication of a ball valve's open or closed status, the handle lines up with the pipe when the valve is in the open position - the handle crosses the pipe (seeming perpendicular) with the valve in the closed position
- RDVK916PENT fits gas company curb stops and lids with its 9/16" pentagon key
- RDVKEXT is an extension bar with 3 positions that can be used on most Reed keys for up to 6 feet of extra reach
- RDVKKIT uses the VK3 upper shaft to create all VK2 and VK3 variations of valve keys

| Item # | Desc. | Closed Length (in.) |
|----------------|---|---------------------|
| RDVKA | Adjustable Valve Key for Mains | 45.5 |
| RDVKA45 | Adjustable Valve Key with 45° angle Curb Key | 45.5 |
| RDVK2CK1 | Main Valve Key + 1" Curb Key | 45.5 |
| RDVK2CK2 | Main Valve Key + 2" Curb Key | 45.5 |
| RDVK2COMBO | Main Valve Key + Combination curb box pentagon & rod tool | 45.5 |
| RDVK916PENT | 9/16" Pentagon Key | 45.5 |
| RDVK3CK1WHL | Main Valve Key + 1" Curb Key + valve wheel 2 prong tool | 45.5 |
| RDVK3CK1-2HL | Main Valve Key + 1" Curb Key + 2 prong tool for 2 hole curb boxes | 45.5 |
| RDVK3CK1COMBO | Main Valve Key + 1" Curb Key + Combo curb box pent. & rod tool | 45.5 |
| RDVK3CK1ROD | Main Valve Key + 1" Curb Key + 3/8" slotted tool for curb box rods | 45.5 |
| RDVK3CK1CK2 | Main Valve Key + 1" Curb Key + 2" Curb Key | 45.5 |
| RDVK3CK1EXT | Main Valve Key + 1" Curb Key + Extension shaft for additional 6' reach | 45.5 |
| RDVKKIT | Kit contains parts to make all VK2 and VK3 variations using the VK3 upper shaft | 45.5 |
| RDHWVK | Hydrant Wrench with hole to attach to valve key | 20 |
| RDVK3CK1HW | Valve Key with CK1 curb key and Hydrant Wrench | 45.5 |
| RDVK10 | Basic 10' Valve Key | 65.0 |
| RDVK10-3CK1CK2 | 10' Valve Key with CK1 and CK2 Keys | 65.0 |
| RDVK10-3CK1EXT | 10' Valve Key with CK1 Key and Extension | 65.0 |
| RDVKEXT | Valve Key Extension | 72.0 |



REED MFG

PE Squeeze-Off Tools

- Reed offers the best designed tools for stopping flow in PE pipe with capacities of 1/2" to 8"
- Sliding bar handles make work in tight places easier and increase leverage for tightening
- Other features include fine-pitched thread to allow for a controlled, low-effort squeeze; greased fittings to make operation easier and extend life; and aluminum parts to make tools lighter for easier handling
- Aluminum castings also withstand varied climate and soil conditions
- All tools use positive stops to prevent damage caused by over-clamping
- PES1 models feature a stationary bottom bar
- The PES2 and PES4 series have an affixed bottom bar, which swings open to fit over any location on the pipe
- RDPES2PC160 features CTS-specialized stops for Pressure Class 160 tube
- PES2-2 models have a new double-bar design with two squeeze points in a row which provide better shut-off and extra protection against leaks, right in one tool
- Reed's PES8s are available in manual or hydraulic models and also feature the new double-bar design - RDPES8M requires manual operation, uses two stops, and allows a dozen different pipe/SDR combinations - RDPES8H utilizes a hydraulic pump and offers a pressure gauge and saddle clamps
- An optional Flow Control Valve Kit is available to control release of the upper jaw to reduce risk of static build-up
- Attention Utility Contractors: PES2 models can be used on both CTS and IPS PE pipe by simply changing the safety stops
- *RDPES2PC160 Rated for working pressure to 160 psi



| Item # | Capacity (in.) | Pipe/SDR Stops | Length (in.) |
|-------------|----------------|----------------|--------------|
| RDPES1IPS | 1/2-1 | 3 | 11 |
| RDPES1CTS | 1/2-1 | 3 | 11 |
| RDPES2IPS | 1/2-2 | 6 | 12 |
| RDPES2CTS | 1/2-2 | 6 | 12 |
| RDPES2PC160 | 1/2-2 | 6 | 12 |
| RDPES4 | 2-4 | 7 | 20 |
| RDPES8M | 3-8 | 12 | 28 |
| RDPES8H | 3-8 | 12 | 28 |
| RDPES2-2IPS | 1/2-2 | 6 | 12 |
| RDPES2-2CTS | 1/2-2 | 6 | 12 |

REED MFG Valve Wheel Wrenches

- Reed valve wheel wrenches grip the rims of hand valve wheels securely and provide leverage for opening and closing
- Choose a wrench based on the hook opening
- RDVKVW fits standard valve nuts and is made of heavy-duty mechanical steel tubing
- RDVWALP1 and RDVWALP2 offer a low-sparking benefit due to aluminum-magnesium alloy construction



| Item # | Style | Material | Hook Opening (in.) | Length (in.) |
|----------|---------------|-------------------------|--------------------|--------------|
| RDVKVW | 2" Square Nut | mechanical steel tubing | 2" Square | 21 |
| RDVW0 | Double-end | forged steel | 1/2 & 2 1/32 | 8 |
| RDVW1 | Single-end | forged steel | 1 | 15 |
| RDVW2 | Single-end | forged steel | 1 5/16 | 22 |
| RDVW3 | Single-end | forged steel | 2 | 27 |
| RDVW10 | Double-end | forged steel | 1 1/16 & 1 | 10 |
| RDVWALP1 | Single-end | aluminum | 1 3/8 | 14 |
| RDVWALP2 | Single-end | aluminum | 1 3/4 | 18 |

ROTHENBERGER

ROTHENBERGER Ropower 50R Compact Threading Machine

The Ropower 50R uses Ridgid®-compatible dies with the new quickchange ball detent feature. While other manufacturers' Ridgid® style dies may be used in the 50R die head (56265), only Rothenberger's dies snap into position.



- Machine slightly angled: Reduced oil consumption, oil moistening in pipe interior is avoided
 - NPT dia.: 1/4"-2" capacity
- Includes:
- Automatic die head with NPT Alloy dies 1/2"-2", 1/2"-3/4" NPT dies (89162), 1"-2" NPT dies (89163)

| Item # | Desc. |
|--------------------|-----------------------|
| RO63005 | Ropower 50 R |
| Accessories | |
| RO56051 | Wheeled Folding Stand |
| RO04510R | Cutter Wheel |

ROTHENBERGER

ROTHENBERGER Ropress Corded Crimping Tool

State-of-the-art crimping tool.

- Interchangeable crimping jaws: Flexible and cost effective
- Secure grips and innovative 2-component housing allows easy 1-handed operation



| Item # | Desc. |
|----------|--|
| RO16201 | Ropress Corded Tool, No Jaws |
| RO16202 | Ropress Corded Tool, 1/2"-2" Jaws |
| RO15222X | Press Jaw, 1/2" Copper |
| RO15223X | Press Jaw, 3/4" Copper |
| RO15224X | Press Jaw, 1" Copper |
| RO15225X | Press Jaw, 1 1/4" Copper |
| RO15226X | Press Jaw, 1 1/2" Copper |
| RO15227X | Press Jaw, 2" Copper |
| RO15251X | Press Jaw, 3/8" PEX |
| RO15252X | Press Jaw, 1/2" PEX |
| RO15253X | Press Jaw, 5/8" PEX |
| RO15254X | Press Jaw, 3/4" PEX |
| RO15255X | Press Jaw, 1" PEX |
| RO15256X | Press Jaw, 1 1/4" PEX |
| RO14486 | GO/NO GO Calibration Gauge 3/8", 1/2", 5/8", 3/4" ASTM F1807 PEX |
| RO14487 | GO/NO GO Calibration Gauge 3/8", 1/2", 5/8", 3/4", 1" ASTM F1807 PEX |

ROTHENBERGER

Ropress Cordless Crimping Tool

State-of-the-art crimping tool. The Ropress Cordless combines the simplicity of joining copper pipes without soldering and brazing, with the ease, features, and portability of battery power.

- Interchangeable crimping jaws: Flexible and cost effective
- LED display shows tool information
- Effortless crimping: Lightweight Pistol Design
- Crimping per battery charge: Approx. 300 (at NS20)
- Battery: Makita 3.0 Ah Li-Ion



| Item # | Desc. |
|----------|--|
| RO16101 | Ropress Cordless Tool, No Jaws |
| RO16102 | Ropress Cordless Tool, 1/2" - 2" Jaws, Battery, Charger |
| RO15222X | Press Jaw, 1/2" Copper |
| RO15223X | Press Jaw, 3/4" Copper |
| RO15224X | Press Jaw, 1" Copper |
| RO15225X | Press Jaw, 1 1/4" Copper |
| RO15226X | Press Jaw, 1 1/2" Copper |
| RO15227X | Press Jaw, 2" Copper |
| RO15251X | Press Jaw, 3/8" PEX |
| RO15252X | Press Jaw, 1/2" PEX |
| RO15253X | Press Jaw, 5/8" PEX |
| RO15254X | Press Jaw, 3/4" PEX |
| RO15255X | Press Jaw, 1" PEX |
| RO15256X | Press Jaw, 1 1/4" PEX |
| RO52176 | 18V Lithium Battery, 3 Amp |
| RO52177 | 18V Lithium Battery, 1.5 Amp |
| RO52178 | 18V Lithium Battery, Charger, 120V |
| RO14486 | GO/NO GO Calibration Gauge 3/8", 1/2", 5/8", 3/4" ASTM F1807 PEX |
| RO14487 | GO/NO GO Calibration Gauge 3/8", 1/2", 5/8", 3/4", 1" ASTM F1807 PEX |

ROTHENBERGER

Rocam® Mobile Cordless Drain Inspection Camera

- Flexible camera head for excellent maneuverability
- Continuously adjustable LED brightness
- Integrated storage compartment
- For hollow spaces and drains of 2" to 6"
- Camera head diameter 1-1/4"
- Push cable diameter 3/16"
- Push cable length 118 ft.
- On-board battery charger with charge status indicator: Battery is always charged
- Fold down monitor cover: Acts as sun visor for best viewing of image
- Video In/Video Out: For optional video recording and playback
- Pinhole lens with LED illumination: Brilliant, clear image for easy diagnosis



Item #

RO69635NT



SUMNER
Contractor Lifts
Manually Operated
Series 2100

- 12', 18', and 24' heights
 - 650 lb. capacity
 - One-piece, lightweight design
 - Fast action stabilizer legs
 - Compact storage
 - Sumner-built winch
 - Can be stored in the folded, compact position
 - Rolls in upright, stored position
 - Load cable away from operator
 - Unique mast hold-down system
 - Patented leg lock mechanism
 - Optional accessories available
 - Height -stowed: 84"
 - Based width: 31.25"
 - Standard fork width: 21.5"
 - Standard fork length: 28.0
- FREIGHT IS FOB FACTORY



| Item # | Model | Max. Height (forks up) |
|----------|-------|------------------------|
| SU783650 | 2112 | 13 in. 1 in. |
| SU783651 | 2118 | 18 ft. 6 in. |
| SU783652 | 2124 | 23 ft 11 in. |

SUMNER
Contractor Lift

- A super compact 12 ft (3.6m) lift
- 400 lb (180 kg) lifting capacity
- One piece construction –no loose pieces
- Easily portable for one person operation
- Fits most SUVs and vans
- 13 ft. height when forks reversed
- Height max. (forks up) 13.0'
- Height max. (forks down) 12.0'
- Lift capacity 400.0 lb.
- Height stowed 62.8"
- Length stowed 23.0"
- Length operating 48.0"
- Width stowed 26.4"
- Width max 26.4"
- Winch cranks per ft/m 8
- Basic weight 195.0 lb



| Item # | Model |
|----------|-------|
| SU784750 | 2412 |

SUMNER
Contractor Lift

- A compact 16 ft (4.9 m) lift
- 450 lbs (200 kg) lift capacity
- Compact & transportable
- One piece construction – no loose pieces
- Fits most SUVs and vans
- Inside mast cable feed
- Pulley guards prevent cable from coming off
- Height max. (forks up) 17' 5.1 m
- Height max. (forks down) 16' 4.8 m
- Lift capacity 450 lbs 200 kg
- Height stowed 62-3/4" 159.4 cm
- Length stowed 23" 58.4 cm
- Length operating 48" 121.9 cm
- Width stowed 26-3/8" 67.1 cm
- Width max 55-1/4" 140.3 cm
- Winch cranks per ft/m 8 24
- Basic weight 243 lbs 110.2 kg



| Item # | Model |
|----------|-------|
| SU784751 | 2416 |

SUMNER
Material Lift
Roust-A-Bout

The Sumner Roust-A-Bout enables one man to lift and place loads in tight locations that would be impossible with other lifts. The flexible Roust-A-Bout not only makes the job possible . . . it can pay for itself in days by reducing job time. This dependable lift can raise a 1,500 lb. (682 kg) load to heights up to 25 feet (7.6 m) in minutes. In addition, the load can be moved vertically and horizontally at the same time. Wider loads (up to 1,000 lbs.) can be handled with the addition of Sumner's Tee Head Extension Bar. The Roust-A-Bout eliminates the need for many other tools such as come alongs, scaffolds, monorails, and swing booms.



- Moves vertically and horizontally
- Separate load and mast winches
- 2-speed winch
- Infinite load height adjustment
- Ideal for job site or shop
- Mast and base separate quickly for EASY transport

| Item # | A | B | C/D | Base | Max Height |
|----------|------|-----|-------|-----------|------------|
| SU780300 | 79" | 20" | 12" | 32" x 40" | 15' |
| SU780301 | 79" | 20" | 12" | 40" x 40" | 15' |
| SU780302 | 126" | 25" | 14.5" | 50" x 50" | 18' |
| SU780303 | 119" | 30" | 17.5" | 60" x 60" | 25' |

SUMNER
Tee Head
Extension Bar

- Expands the Roust-A- Bout for handling bulky loads up to 1000 lb.
- 781060: Used for R-100/150 models
- 781061: Used for R-180 model
- 781062: Used for R-250 model



| Item # | A | B | C |
|----------|-----|-----|-----|
| SU781060 | 22" | 43" | 48" |
| SU781061 | 29" | 58" | 63" |
| SU781062 | 37" | 73" | 68" |

SUMNER

SUMNER Mobile Jobsite Storage Cart MacRack™

- Patented stacking feature: stack similar carts together or with other Stacking Mac Rack products
- Shipped assembled with 6" heavy duty casters
- Durable powder coat finish
- 1,000 lb. load capacity



| Item # | Weight (lbs.) |
|----------|---------------|
| SU783317 | 165 |

SUMNER Mobile Pipe Cart Pipe Mac™

- Transports 2,000 lb of pipe, individually or up to a height of 34"
- Six 6" heavy duty casters
- Center-positioned casters makes rolling the Pipe Mac easy and enables quick cart rotation for tight turns
- Posts pull out for compact storage
- Stacks when not in use



| Item # | Weight (lbs.) |
|----------|---------------|
| SU783230 | 170 |

SUMNER Cricket Carts Cricket™

- Transport 20 ft pipe lengths up to 1,000 lbs
 - Ideal job-site material carrier
 - Comes with ratchet hold-down strap and 16" tubed tires
 - Weights only 70 lbs can be shipped U.P.S.
 - Quick handle disconnect for compact storage
- Uses leverage to lift pipe
1. Use ratchet to secure cricket to pipe
 2. Use handle to flip cricket & pipe
 3. Reposition handle
- Great for flanges, fittings and valve



| Item # | Weight (lbs.) |
|----------|---------------|
| SU782699 | 70 |

SUMNER Grasshopper Cart Grasshopper®

Enables one man to lift 2,000 lbs. Unassisted!

- Special sliding chain block design accommodates long and short loads
- Carries up to 20" diameter pipe, toolboxes, fittings, and valves
- ST-401 Grasshopper
- Length: 12' (366 cm)
- Width: 36" (91 cm)
- Height: 40" (102 cm)
- Load Capacity Weight lbs. (kg): 20 (610)
- Load Capacity Width in. (cm): 20 (51)




| Item # | Weight (lbs.) |
|----------|---------------|
| SU780351 | 165 |

SUMNER 2 Ton Aluminum Gantry GH2T

Lightweight, portable and easily assembled GH2T Gantry Lift for mechanical contractors. The GH2T Gantry lift has a lift capacity of up to 2 metric tons (4,400 lbs) and is available in 4 Imperial sizes (8, 10, 12 and 15 foot)

- Simpler to transport, assemble and adjust than comparable Gantry lifts
- The entire assembly is light enough to be erected by a two-man crew
- The advanced design allows a pivoting feature where the beam with trolley is inserted into receiver of each A-Frames then raised and final bolting of beam occurs
- Height adjustments can be made on either side by one man using the adjustable mast lifting handle and removable quick-action mast locking pin
- Beams come with convenient carrying handles on both ends
- A-frame assemblies fold up and lock in folded position with plunger pins
- The entire assembly is pinch-point free
- The Sumner GH2T Gantry lift consists of 3 main components: two A-frames and a cross beam. A-frames lock in folded position using plunger pins and feature a removable quick action locking pin. Adjustable lifting handle allow height adjustments to be made in 6-inch increments. Each A-frame has two 8-inch lockable casters and weighs 113 lbs with casters. The trolley features a set screw that holds it in place during assembly and weights approximately 15 lbs. Cross beams come in seven sizes (8, 10, 12 and 15 foot) and feature two span adjustments on either end of 13-inches as well as nylon carrying handles.



| Item # | Model No. | Max/Min Height To Lifting Eye (A) | Max Height To Top Of Beam (B) | Max Height To Top Of Trolley (C) | Max Working Span (D) | Span Between Wheels (E) | Height Adjustment (F) | Span Adjustment (G) | Max Width Of A Frame (H) | Weight (lbs.) |
|----------|-----------|-----------------------------------|-------------------------------|----------------------------------|----------------------|-------------------------|-----------------------|---------------------|--------------------------|---------------|
| SU785101 | GH2T-7.5 | 113"/83" | 131" | 2½" | 142" | 15' | 6" | 13" | 60¾" | 328 |
| SU785100 | GH2T-15 | 113"/83" | 131" | 2½" | 52" | 7.5' | 6" | 13" | 60¾" | 287 |



SUMNER Pipe Jack

Heavy-Duty

- 2,500 lb. (1135 Kg) capacity
- Strut tension plate for superior lateral support
- 1" square tube base construction
- Built for heavy use & abuse
- Quick action lockwasher for fast height positioning
- Patented Fall Guard™ feature allows 1" (25 mm) safety zone around lockwasher
- 1-1/2" (38 mm) Acme fine adjustment thread – the largest in the industry



| Item # | Model | Desc. |
|----------|--------|---------------|
| SU780375 | ST-801 | w/Vee-Head |
| SU780376 | ST-802 | w/Roller Head |

SUMNER Pipe Jack Fold-A-Jack

- Folds up for storage ease
- 1" square tube base construction
- 2,500 lb. (1,134 Kg) capacity
- Quick action lockwasher for fast height positioning
- Patented Fall Guard™ feature allows 1" (25 mm) safety zone around lockwasher
- 1-1/2" (38 mm) Acme fine adjustment thread – the largest in the industry



| Item # | Model | Desc. |
|----------|--------|----------------------|
| SU781300 | ST-881 | w/Vee-Head |
| SU781301 | ST-882 | w/Roller Head |
| SU781305 | ST-886 | w/Ball Transfer Head |

SUMNER Pipe Jack Max-Jax™

- Support 2,500 lb (1,135 kg) each
- Large, convenient adjustment handle
- Casters enable pipe to be easily wheeled around in the shop or on the job
- Several optional large vee head styles
- CE rated



| Item # |
|----------|
| SU781403 |

SUMNER Pipe Jack Stand Fat Jack

- 5000 lb. vee head capacity
- Wide base: 29-1/2"
- Folding base
- Ideal for large pipe

| Item # |
|----------|
| SU781375 |



SUMNER Pipe Jack Pro Jack

- Formed steel legs
- 2,000 lb. (900 Kg) capacity
- Quick action lockwasher for fast height positioning
- Patented Fall Guard™ feature allows 1" (25 mm) safety zone around lockwasher
- 1-1/2" (38 mm) Acme fine adjustment thread – the largest in the industry

| Item # | Model | Desc. |
|----------|--------|---------------|
| SU780471 | ST-871 | w/V" Head |
| SU780472 | ST-872 | w/Roller Head |



SUMNER Pipe Jack Econo Mac Stand

- 23-3/4" - 52-3/4" Adjustable height
- 2,500 lb capacity
- Self-lubricating Roller Bearings - no grease required
- Quick-action lock washer for fast positioning
- Fall Guard feature to reduce pinching
- One-bolt disassembly - no welding required for service



| Item # | Model No. | Weight (lbs.) |
|----------|-----------|---------------|
| SU780935 | 75 | 41 |

SUMNER Reel Jack Stands

- 2,500 lb capacity
- Screw-type adjustment with large 1-1/2" screws and large, easy to use handles
- All steel construction



| Item # | Model No. | Desc. | Weight (lbs.) |
|----------|-----------|----------------------------|---------------|
| SU780941 | 60 | 13 - 27" Adjustable Height | 30 |
| SU780942 | 70 | 21 - 54" Adjustable Height | 51 |

SUMNER

SUMNER V-Head Assembly

B-16F Fold-A-Jack

Item #

SU780518



SUMNER Stainless Steel Vee Head Attachment

- Fits over vee and secures with two bolts with wing nuts
- Fits Foldajacks, Pro Jacks And Heavy Duty Jacks

Item #

SU780502



SUMNER Hold Down Device

Max Jack

- Uses high tensile strength chain for gripping up to 12" pipe onto the large vee-head when either welding or using the Max Jax for material handling
- Chain extension kits are available for pipe up to 40"

Item #

SU781050



SUMNER Pipe Jack Stands

Pro Roll

- 1/2 - 48" (1.2 - 120 cm.) or 2,000 lb. (900 Kg) capacity
- Adjustable height
- Leveling on either side of stand
- Handles large enough to grip with a gloved hand

Item #

Wheel

SU780441 Steel

SU780443 Rubber



SUMNER Pipe Jack Stand

Base Only Hi-Adjust-A-Roll

- Base only
- 31" tall

Item #

SU780399



SUMNER Rolling Pipe Support

Table Adjust-A-Roll

- 1/2" to 48" (1.2 - 120 cm), or 2,000 lb. (900 Kg) pipe capacity
- Roller adjustment from either side
- Fast adjustment for easy pipe positioning

Item #

Wheel

SU780360

Steel

SU780362

Rubber



SUMNER Steel Roller Heads for Adjust-A-Roll

- 2000 lb. capacity
- Carbon steel

Item #

SU783151



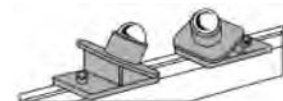
SUMNER Ball Transfer Head

Adjust-A-Roll

- Q.C. ball-transfer head

Item #

SU783154



SUMNER Pipe Clamp

Ultra Qwik Clamp

- Push button design allows for rapid action setting and fine tune thread adjustment
- Rugged frame, built for job site use
- Smooth roller clamping action for positive gripping
- Stainless steel contacts & alignment screws
- Operating handle repositions for close work
- Fine adjustment screws for quick fit-up
- Light weight for overhead work

Item #

Description

SU781520 Ultra Qwik Clamp 1-2 1/2"

SU781530 Ultra Qwik Clamp 5-12"





SUMNER Pipe Clamp Ultra Clamp™

- Rugged frame, built for jobsite use
- Smooth roller clamping action for positive gripping
- Stainless steel contacts and alignment screws
- Operating handle repositions for close work
- Fine adjustment screws for quick fit-up
- Light weight for overhead work



| Item # | Description |
|----------|-------------|
| SU781130 | 1"-2½" |
| SU781150 | 2"-6" |
| SU781170 | 5"-12" |

SUMNER Pipe Clamp Ultra Fit

- A fast accurate fit-up clamp for fitting to fitting
- Rugged compact design to operate in tight locations
- Stainless steel contacts and alignment screws
- Two-hand operating handle for positive gripping
- Fine adjustment screws for quick fit-up
- Light weight for overhead work
- Smooth roller clamping action for positive gripping



| Item # | Description |
|----------|-------------|
| SU781265 | 1"-2½" |
| SU781275 | 2"-6" |
| SU781285 | 5"-12" |

SUMNER Pipe Clamp Hold-E™

A Quick, Easy, Safe Clamp For Holding Pipe In Vee Head Jack Stands

- Grips ¾" to 6" pipe (20 to 152 mm) or 1" to 6-1/2" tubing (25 to 165 mm)
- Rugged steel frame for years of use
- Quick release button allows clamp arms to open and close in seconds
- Acme threads permit positive gripping of pipe to vee head
- Operating handle repositions for close work
- CAUTION: Hold-E is a clamping device and should not be used for threading or lifting



| Item # | Description | Weight (lb.) |
|----------|-------------------------|--------------|
| SU785000 | Hold-E Pipe Clamp ¾"-6" | 8.7 |

SUMNER Welding Clamps Kit ST-106 Clamp Champ

- Consists of metal carrying box, main block and chain, jack bars and instruction manual
- Large Clamp Champ includes double jack screws for reforming 20 mm pipe wall



| Item # |
|----------|
| SU781000 |

SUMNER Welders Weldbox

- Sumner Weldboxes can fit a variety of welding tools for transport or storage
- Durable, high quality 16 ga. steel, ideal for the shop, truck or job site
- Weldbox 3617 features a 2-point latching system that requires only 1 lock



| Item # | Model No. | Dimensions (LxWxH) In. | Storage Cap (cu. ft.) | Weight (lbs.) |
|----------|-----------|------------------------|-----------------------|---------------|
| SU779911 | 2812 | 28¾x12x11 | 2.16 | 30.8 |
| SU779928 | 3617 | 36x17x35 | 6.7 | 97.9 |

SUMNER Rotating Internal Pipe Clamp

Rotary Ground Clamp Features:

- Rotary turns with the pipe – puts an end to ground lead twist, tangle and wear
- Available for 4" – 8" or 8" – 16" I.D. pipe
- Attaches and detaches in seconds with easily adjustable tension spring
- Designed for vertical and horizontal positions of manual, semi-automatic or fully automatic welding applications
- Clamps utilize the reliable "C" rotary ground that incorporates both a stationary and movable contact plate that rotates 360°
- Three contact points insures a reliable ground
- Positive anti-arc bearings take loads up to 500 amps



| Item # | Description | Type of Cable Connection | Amp Capacity | Cable Capacity | Weight (lb.) |
|----------|---------------------------------------|--------------------------|--------------|------------------|--------------|
| SU780454 | 4" – 8" Rotating Internal Pipe Clamp | Double Oval-Point Screws | 500 | No. 3/0 thru 4/0 | 10.5 |
| SU780455 | 8" – 16" Rotating Internal Pipe Clamp | Double Oval-Point Screws | 500 | No. 3/0 thru 4/0 | 14 |

SUMNER

SUMNER

Internal Fit-up Clamp

- Can be used on all standard weld neck flanges and great with slipon flanges
- Contact points stainless steel — a standard feature
- One piece construction — no loose pieces
- Quick action operation
- Priced right
- Available for 2"-12" pipe



| Item # | Description |
|----------|-------------|
| SU784100 | 2"-4" |
| SU784102 | 4"-8" |
| SU784103 | 8"-12" |

SUMNER

Flange Alignment Pins

Qwik Pins®

- Quick installing pins work to level flange (two-hole) for tack and weld-out
- Hardened tapered Quick Pins automatically center on 5/8 - 1-5/8" holes
- Features acme threads for maximum clamping power and hardened steel for long-lasting use



| Item # |
|----------|
| SU781235 |

SUMNER

Flange Pins

ST-106

- Quick installing pins work as convenient reference points to level flange for tack weld-out
- No tools needed
- Hardened tapered pins automatically center on holes
- Features Acme threads for maximum clamping power



| Item # | Model | Description | Material |
|----------|--------|-------------------|-----------------|
| SU780430 | ST-106 | 5/8"-1 5/8" holes | Carbon Steel |
| SU780429 | ST-206 | 5/8"-1 5/8" | Stainless Steel |
| SU780650 | ST-258 | 1 1/2"-2 5/8" | Carbon Steel |

SUMNER

Flange Leveler

- Two hole and level in one time saving operation
- Uses push-button Qwik Pin nuts for fast action
- Features stub Acme threads for maximum clamping and hardened steel for lasting use
- Automatically centers in flange holes 5/8"-1-5/8"
- Easily replaceable vials in the event of breakage



| Item # |
|----------|
| SU781240 |

SUMNER

Inflatable Purge Dams

18"-80" Pipe & Tubing

Ring Purge

Features:

- Purge 36" pipe to less than 1% oxygen content in 10 minutes
- Dramatic savings in argon
- Double hose inflation: Red for dam inflation; black for weld chamber
- Exclusive dam dump valve deflates dam quickly after weld is completed
- High temperature resistant Proban & fire resistant fabric
- The "open-bore" design of the Ring Purge reduces purge area resulting in less volume of inert gas required



| Item # | Description |
|----------|----------------|
| SU786009 | 18" Ring Purge |
| SU786010 | 20" Ring Purge |
| SU786011 | 22" Ring Purge |
| SU786012 | 24" Ring Purge |
| SU786013 | 26" Ring Purge |
| SU786014 | 28" Ring Purge |
| SU786015 | 30" Ring Purge |
| SU786016 | 32" Ring Purge |
| SU786017 | 34" Ring Purge |
| SU786018 | 36" Ring Purge |
| SU786021 | 42" Ring Purge |
| SU786024 | 48" Ring Purge |
| SU786028 | 56" Ring Purge |
| SU786030 | 60" Ring Purge |
| SU786036 | 72" Ring Purge |
| SU786040 | 80" Ring Purge |



SUMNER
Inflatable Purge Dams
2"-16" Pipe & Tubing
Purge star



Features:

- Purge 6" pipe in less than 3 minutes to less than 1% oxygen content
- Reduce argon usage
- Increase weld production rate
- Improve weld quality
- Glow indicator to locate center in pipe
- Fire Resistant fabric
- 12"-16" models have a secondary hose for additional argon during root pass

| Item # | Description |
|--------|-------------|
|--------|-------------|

SingleHose

| | |
|----------|---------------------------|
| SU786000 | Inflatable Purge Star 2" |
| SU786001 | Inflatable Purge Star 3" |
| SU786002 | Inflatable Purge Star 4" |
| SU786003 | Inflatable Purge Star 6" |
| SU786004 | Inflatable Purge Star 8" |
| SU786005 | Inflatable Purge Star 10" |

Double Hose

| | |
|----------|---------------------------|
| SU786006 | Inflatable Purge Star 12" |
| SU786007 | Inflatable Purge Star 14" |
| SU786008 | Inflatable Purge Star 16" |

SUMNER
Oxygen Analyzer
For Welding
Argo-Naught



- Accurately monitors oxygen levels while using inert gas to purge stainless steel, titanium and other reactive metal
- Measures oxygen content in the weld chamber down to 0.1% (1000 ppm)
- Helps save on argon gas consumption and increases the welder's production rate.
- Supplied with a stainless steel probe, a 6-1/2 foot rubber tube, a rubber vacuum bulb, battery, case, operating instructions, calibration and test certificates
- Hermetically sealed, robust housing
- Air and water-tight
- Quick response time
- Clear, large display

| Item # |
|----------|
| SU779281 |



SURFACE SHIELDS
Duct Cover Shield



- Self-adhering protective film has a high adhesion suitable for all types of duct work
- The water-based adhesive will not leave a residue on the metal after removal
- Special blend of polyethylene is highly resistant to tears or punctures
- Satisfy SMACNA guidelines during construction by providing temporary closures on open ductwork

| Item # | Size (in. x ft.) | Color |
|-----------|------------------|-------|
| SFDC18200 | 18 x 200 | Clear |
| SFDC24200 | 24 x 200 | Clear |
| SFDC36200 | 36 x 200 | Clear |
| SFDC48200 | 48 x 200 | Clear |



BERNZOMATIC
Propane Torches



- Trigger start for ease of lighting
- Stainless steel burn tube and brass tip for durability
- General purpose flame for basic use

| Item # |
|-----------|
| BZTS1500T |

BERNZOMATIC
Propane Torches



- Adjustable flame control knob for ease in switching between different applications
- Instant-on trigger igniter for easy lighting
- General purpose flame

| Item # |
|-----------|
| BZTS3000T |



BERNZOMATIC *Propane Torch Kits*

- Ergonomically designed comfort grip
- Trigger start for ease of lighting
- Stainless steel burn tube for durability
- Includes propane cylinder



Item #
BZT3000KC

BERNZOMATIC *Propane Torches*

- Swirl flame provides a hotter, more efficient flame
- Instant on/off trigger igniter with simple one-handed operation
- Lock button keeps torch lit for finger-free use



Item #
BZTS4000T

BERNZOMATIC *Propane Torch Kits*

- Instant on/off trigger increases fuel savings and convenience
- Lock button keeps torch lit for finger-free use
- Replaceable brass tip
- Burn tip produces swirl flame for maximum heat output
- Pressure regulated to burn in all directions
- Efficient swirl flame provides high heat output
- Includes Map-Pro filled cylinder



Item #
BZ4000MZKC

BERNZOMATIC *Propane Torches*


Swivel Head

- 360° swivel torch head provides maximum accessibility for different applications
- Swirl flame targets heat output and provides a hotter, more efficient flame



Item #
BZTS99T

BERNZOMATIC *Spark Lighters and Flints*



Item #

BZTX405

Replacement Flint

BZTX406

BERNZOMATIC *Propane Fuel Cylinder*

- Ideal for general soldering
- Flame temperature in air = 3450° F
- 14.1 oz. Cylinder



Item #

BZ304182

BERNZOMATIC *Propane Fuel Cylinder*

Mapp Gas

- Ideal for medium to heavy soldering and brazing
- Flame temperature in air = 3600 F
- 14.1 oz. Cylinder



Item #

BZ332477

We have the tools
you need for your
trade.

See what's on sale
on our website,
www.edgecs.com



GREENLEE TEXTRON INC.
Wire Strippers/Cutters

**Serrated Nose Grip
The Terminators®**

- Serrated nose grip for wire pulling and straightening
- Pivot joints have hardened steel bushings
- Precision ground blades for consistent stripping and cutting



| Item # | Desc. | Capacity |
|--------|--|--|
| GR1916 | Wire Stripper/Cutter for Use with Solid Wire | 20 - 10 AWG (.5 mm - 6 mm) PVC or THHN Insulation |
| GR1918 | Wire Stripper/Cutter for Use with Small Gauge Solid Wire | 30 - 22 AWG (.05 mm - .34 mm) PVC or THHN Insulation |

GREENLEE TEXTRON INC.
Heavy-Duty Hacksaw

- Over-molded rugged design for heavy-duty use and comfort
- Alternative 45 degree blade mounting allows for flush cutting
- Blade Length: 12"



Item #
GR333A

GREENLEE TEXTRON INC.
PVC Cutters

- Ratchet action for fast, easy cutting
- Heat-treated, replaceable steel blade for long cutting life

Specifications:

- Capacity: Up thru 1-1/4" PVC



Item #
GR864

GREENLEE TEXTRON INC.
Bubble Level

Mini-Magnetic

- Professional grade level with bending offset aid; mini torpedo design with Handy "no-dog" attachment for bending
- Three rare earth magnets provide superior holding strength
- Four vial design - 0 deg., 90 deg., 45 deg. and 30 deg.



Item #
GRL77

GREENLEE TEXTRON INC.

Laser Level

Mini-Magnet

- Professional grade laser level, mini torpedo design with handy "no dog" attachment for bending
- Three rare earth magnets provide superior holding strength
- Laser is capable of working on all planes
- Four vial design - 0°, 90°, 45° and 30°



Item #
GRL97

GREENLEE TEXTRON INC.

**Hydraulic Drive
Punch Kit Parts**

Capacity - Stainless Steel: 10 ga.



| Item # | Desc. | Conduit and Pipe Hole Size (in.) | Actual Hole Size Diameter in. (mm) |
|---------|---------------------------|----------------------------------|------------------------------------|
| GR28154 | 1/2" Conduit Size Punch | 1/2 | .885 (22.5) |
| GR28155 | 1/2" Conduit Size Die | 1/2 | .885 (22.5) |
| GR28156 | 3/4" Conduit Size Punch | 3/4 | 1.115 (28.3) |
| GR28157 | 3/4" Conduit Size Die | 3/4 | 1.115 (28.3) |
| GR28158 | 1" Conduit Size Punch | 1 | 1.362 (34.6) |
| GR28159 | 1" Conduit Size Die | 1 | 1.362 (34.6) |
| GR28160 | 1 1/4" Conduit Size Punch | 1 1/4 | 1.701 (43.2) |
| GR28161 | 1 1/4" Conduit Size Die | 1 1/4 | 1.701 (43.2) |
| GR28162 | 1 1/2" Conduit Size Punch | 1 1/2 | 1.951 (49.6) |
| GR28163 | 1 1/2" Conduit Size Die | 1 1/2 | 1.951 (49.6) |
| GR28165 | 2" Conduit Size Punch | 2 | 2.416 (61.5) |
| GR28166 | 2" Conduit Size Die | 2 | 2.416 (61.5) |
| GR36490 | 1 1/32" Punch Oiltight | | 1.210 (30.5) |
| GR36489 | 1 1/32" Die Oiltight | | 1.210 (30.5) |



GREENLEE TEXTRON INC.

Hydraulic Driver Punch Kit Ram and Hand Pump No. 7506

- Slug-Splitter® Knockout Punches with capabilities up thru 10 gauge stainless steel
- Powerful 11-ton hydraulic ram
- 3 foot hose
- 1/2" through 2" Conduit Size Slug-Splitter® Knockout Punch Kit with Hydraulic Ram and Hand Pump



Item #
GR7506

GREENLEE TEXTRON INC.

Ram and Hand Pump Hydraulic Driver Punch Kit

Slug-Splitter®

- Slug-Splitter® Knockout Punches with capacities up through 10 gauge
- (3.5 mm) stainless steel



| Item # | Desc. |
|----------|----------------------------|
| GR29451 | 7/16 x 4 1/4 in. Draw Stud |
| GR29452 | 3/4 x 5 1/2 in. Draw Stud |
| GR1924AA | Spacer-Short |
| GR1925AA | Spacer-Medium |
| GR1926AA | Spacer-Long |

GREENLEE TEXTRON INC.

Ram and Hand Pump Kit Parts

- 17697 and 36282 are included in 7646PG ram and hand pump kit
- 15908 includes 1 each of spacer-short, spacer-medium, spacer-long



| Item # | Desc. |
|---------|--------------|
| GR15908 | Spacer Group |

GREENLEE TEXTRON INC.

Hydraulic Hand Pump

- Lightweight and portable for use with Greenlee Punch Drivers
- Single speed
- Rugged steel pump body/reservoir with cast aluminum handle
- Operation: Manual-hand Capacity: 6,500 psi



Item #
GR767

GREENLEE TEXTRON INC.

Knockout Punches

Slug-Buster®

- Unique punch profile splits slugs allowing easy slug removal
- Use with battery-powered, hydraulic, ratchet or manual drivers
- Uses standard Greenlee dies and draw studs



Specifications:

- Capacity: Mild steel up through 10 gauge (3.5 mm)
- Application: Punch mild steel, aluminum, fiberglass and plastic

| Item # | Conduit and Pipe Hole Size (in.) | Mild Steel Capacity ga (mm) |
|----------------|----------------------------------|-----------------------------|
| GR7211BB-1/2 | 1/2 | 10 (3.5) |
| GR7211BB-3/4 | 3/4 | 10 (3.5) |
| GR7211BB-1 | 1 | 10 (3.5) |
| GR7211BB-1-1/4 | 1 1/4 | 10 (3.5) |
| GR7211BB-1-1/2 | 1 1/2 | 10 (3.5) |
| GR7211BB-2 | 2 | 10 (3.5) |

GREENLEE TEXTRON INC.

Punches

- Mild Steel Capacity: 10 ga.



| Item # | Desc. | Actual Hole Size Diameter in. (mm) |
|-------------|--|------------------------------------|
| GR721-1/2 | 1/2" Conduit Size Punch | .885 (22.5) |
| GR721-3/4 | 3/4" Conduit Size Punch | 1.115 (28.3) |
| GR721-1-1/4 | 1 1/4" Conduit Size Punch | 1.701 (43.2) |
| GR721-1-1/2 | 1 1/2" Conduit Size Punch | 1.951 (49.6) |
| GR721-1 | 1" Conduit Size Punch | 1.362 |
| GR721-2 | 2" Conduit Size Punch | 2.416 |
| GR00042 | Ball Bearing Draw Stud with 1" Hex Head - 3/8 x 1 5/8" | |
| GR304AVBB | Draw Stud - 3/4 x 2 15/16" | |

Our trained repair techs can service your Greenlee tools. Just ask!



GREENLEE TEXTRON INC.

Punch Units Replacement Punches, Dies and Manual Draw Studs

- Unique punch profile splits slugs allowing easy slug removal
- Use with manual, ratchet, hydraulic or battery-powered drivers



- Uses standard Greenlee dies and draw studs

Specifications:

- Application: Punch mild steel, aluminum, fiberglass and plastic

| Item # | Conduit & Pipe Size (in.) |
|-----------|---------------------------|
| GR60237 | |
| GR60246 | 1.21 |
| GR124AV | 3/4 |
| GR126AV | 1 |
| GR440AV | 1 1/2 |
| GR442AV | 2 |
| GR249AVBB | 1 |

GREENLEE TEXTRON INC.

Knockout Punch Kit For Stainless Steel



- For conduit sizes 2-1/2, 3 and 4 in.
- 3-1/2 in. also available
- Rated for punching in up to 10 gauge stainless steel
- Excellent abrasion resistance for punching fiberglass and plastic
- Includes 29452 draw stud, 1557SS sleeve and high-impact plastic carrying case

| Item # |
|--------|
| GR7308 |

GREENLEE TEXTRON INC.

Knockout Punches For Stainless Steel

- Makes clean and accurate holes
- Rated for punching in up to 10 gauge stainless steel
- Excellent abrasion resistance for punching fiberglass and plastic
- Includes: Punch, die and 29452 draw stud



| Item # | Size |
|--------------|-------|
| GR745H-2-1/2 | 2 1/2 |
| GR745H-3 | 3 |
| GR745H-3-1/2 | 3 1/2 |
| GR745H-4 | 4 |

GREENLEE TEXTRON INC.

Draw Studs

| Item # | Size |
|----------|---------------|
| GR12097 | 3/8"x2 15/16" |
| GR12099 | 3/4"x4 3/4" |
| GR1675AV | 1/4"x1 3/8" |
| GR3026AV | 1 1/8"x7 1/2" |



GREENLEE TEXTRON INC.

Draw Stud Replacement



- Draw Stud 1-1/8" (28.6 mm) x 7-1/2" (190 mm) Replacement Part for 741BB/19977 and 742BB/19778 and 730EBB-120/21519 and 743BB/19980

| Item # |
|----------|
| GR3026AV |

GREENLEE TEXTRON INC.

Ratchet Wrench



- Time-saving ball bearing head punches faster than wrench method; requires less than half the force of conventional ratchet drivers
- Punches up through 10 gauge mild steel with Greenlee Standard and Slug-Buster® punches; and 16 gauge

| Item # |
|---------|
| GR20495 |

GREENLEE TEXTRON INC.

Wrench Knockout Kit Ratchet Slug Buster®



- 1" Hex Ratchet Wrench allows use with both 3/8" (19.1 mm) and 3/4" (9.5 mm) draw studs
- Description: 1/2"-2" Conduit Size Slug-Buster® Knockout Punch Kit
- Capacity Mild Steel (GA): 10

| Item # |
|----------|
| GR7238SB |

GREENLEE TEXTRON INC.

Ratchet Wrench



- 1" Hex Ratchet Wrench allows use with both 3/8" and 3/4" draw studs
- High-impact, rugged plastic carrying case

| Item # |
|---------|
| GR34941 |



GREENLEE TEXTRON INC.
**Knockout Punch Kit
Parts**



| Item # | Desc. | Actual Hole Size Diameter in. (mm) |
|--------|-------|---------------------------------------|
|--------|-------|---------------------------------------|

Included in GR7304 knockout punch kit

| | | |
|----------|------------------------|--------------|
| GR1429AV | 2½" Conduit Size Punch | 1.951 (49.6) |
| GR1430AV | 2½" Conduit Size Die | 1.951 (49.6) |
| GR1431AV | 3" Conduit Size Punch | 2.416 (61.5) |
| GR1432AV | 3" Conduit Size Die | 2.416 (61.5) |

Included in GR7610SB Slug-Buster® ram and foot pump hydraulic driver kit

| | | |
|----------|------------------------|-------|
| GR2981AV | 3½" Conduit Size Die | 4.044 |
| GR2982AV | 3½" Conduit Size Punch | 4.044 |
| GR2983AV | 4" Conduit Size Die | 4.544 |
| GR2984AV | 4" Conduit Size Punch | 4.544 |

**Included in GR7625, GR7606SB, GR7610SB 4.544
Slug-Buster® ram and foot pump hydraulic driver kit**

| | |
|----------|--------------------|
| GR2113AA | Draw Stud - ¾ x 5¾ |
|----------|--------------------|

GREENLEE TEXTRON INC.
**Knockout Punch Kits
Manual
Slug Buster®**

- Assortment of commonly used Slug-Buster® knockout punches, packaged to meet the contractor's needs
- High-impact, rugged plastic carrying case



| Item # | Conduit Size |
|----------|--------------|
| GR7235BB | ½ - 1¼ in. |
| GR7237BB | 1½ and 2 in. |

GREENLEE TEXTRON INC.
**Hydraulic Punch
Driver Kit Parts**



| Item # | Desc. | Size (in.) |
|----------|--------------|------------|
| GR31872 | Draw Stud | ¾ x 4½ |
| GR33967 | Stud Adapter | ¾ |
| GR1614SS | Draw Stud | ¾ x 2¹³⁄₁₆ |

GREENLEE TEXTRON INC.

**Hydraulic Punch
Driver and Kits**

Quick Draw®

- Compact, lightweight design for portability and fast, easy one-person operation
- Develops 8 tons of hydraulic force for easy punching, even in 10-gauge stainless steel depending on individual punch capacities
- Quick Draw® is perfect for fast, straight-on front panel punching
- Quick Draw 90®'s right angle driver head rotates over 180 degrees for maximum flexibility in tight working areas
- Quick Draw® Flex allows unlimited driver orientation to simplify access to work area



| Item # | Desc. |
|----------|--|
| GR7706SB | Standard - Quick Draw® Flex Driver, ½ in. through 2 in. Slug Buster® Conduit Size Punches and Dies, 2 Draw Studs, 1 Adapter, 1 Spacer and Case |

GREENLEE TEXTRON INC.
**Hydraulic Punch Driver
and Kits**

The Quick Draw™ and the Quick Draw 90™
Features:

- Optional step-saver adapter converts standard Greenlee punches thru 1-1/4 inch conduit sizes to use 7/16 inch draw stud (adapter and draw stud included with 7804SB only)
- Develops 8 tons of hydraulic force for easy punching, even in 10 gauge stainless steel depending on individual punch capacities
- Quick Draw is perfect for fast, straight-on front panel punching
- Quick Draw 90's right angle driver head rotates over 180 degrees for maximum flexibility in tight working areas



| Item # | Desc. |
|----------|--|
| GR7806SB | Standard - Quick Draw™ Driver, ½" thru 2" Slug Buster conduit size punches and dies 2 draw studs, 1 adapter, 1 spacer and case |
| GR7904SB | Quick Draw 90® Driver, 2 Draw Studs, 1 Adapter, 1 Spacer and Case |
| GR7906SB | Quick Draw 90™ Driver ½" thru 2" Slug-Buster conduit size punches, dies and draw studs and case |

GREENLEE TEXTRON INC.
Hydraulic Foot Pump

- Free both hands to position and hold the working tool
- Foot activated release lever
- Foot Capacity 6,500 psi



| Item # |
|--------|
| GR1725 |



GREENLEE TEXTRON INC.
Hydraulic Driver Kits

Ram and Hand Pump

- Fast, easy and simple to operate
- Punches 10 times faster than wrench method
- Can be used with all standard round, Slug-Buster® and Slug-Splitter® punches
- 3-foot hose
- Powerful 11-ton hydraulic ram



| Item # | Desc. |
|--------|--|
| GR7646 | Driver with Hand Pump, Plastic Case Driver, Hand Pump, Standard Punches, Dies and Draw Studs for 1/2 in. through 2 in. Conduit, Plastic Case |

GREENLEE TEXTRON INC.
Hydraulic Hand Pump Kit

- Punches 10 times faster than wrench method
- Can be used with all standard round, Slug-Buster® and Slug-Splitter® punches
- 3-foot hose
- Powerful 11-ton hydraulic ram



| Item # |
|--------|
| GR7310 |

GREENLEE TEXTRON INC.
Hydraulic Driver Kits

Ram and Hand Pump

- Compact design for field use on construction sites and maintenance jobs
- Punches 10 times faster than wrench method
- Can be used with all standard round, Slug-Buster and Slug-Splitter punch sizes
- 3 foot hose
- Powerful 11-ton hydraulic ram



| Item # | Desc. |
|----------|---|
| GR7310SB | Driver, hand pump, Slug Buster® punches, dies and draw studs for 1/2" thru 2" and 2 1/2 thru 4" standard conduit size punches, dies and draw studs, adapter, spacers, Kwik Stepper® Step Bit and steel case |

GREENLEE TEXTRON INC.

Hydraulic Speed Driver Kits
Ram and Hand Pump
Speed Punch™

- SPEED PUNCH™ saves time and money with every hole
- Up to times faster setup and disassembly
- "No-Thread" punch design eliminates cross-threading
- 3 foot hose
- Powerful 11-ton hydraulic ram
- Available for Mild Steel - 1/2" to 4" conduit size



| Item # | Desc. |
|------------|--|
| GR7310SBSP | Driver, hand pump, Speed Punch™ punches, dies and draw studs for 1/2" thru 4" standard conduit size, Step Bit and plastic case |

GREENLEE TEXTRON INC.
Hydraulic Driver Kits
Ram and Hand Pump

- Fast, easy and simple to operate
- Compact design for field use on construction sites and maintenance jobs
- Punches 10 times faster than wrench method
- Will also drive 751 Cable Cutter head
- Can be used with most standard round Slug-Buster and Slug-Splitter SC punches (not 1/2 IN, 9/16 IN, 5/8 IN)
- Can be used with non-round punches (adapter may be required)
- 3-foot hose
- Powerful 11-ton hydraulic ram



| Item # | Desc. |
|----------|---|
| GR7306SB | Driver, Hand pump, Slug Buster® punches, dies and draw studs for 1/2" thru 2" standard conduit sizes, adapter,, spacers, Kwik Stepper® bit and plastic case |

GREENLEE TEXTRON INC.

Punch Dies
C-Frame

| Item # | Conduit Size (in.) |
|---------|--------------------|
| GR12085 | 1 |
| GR12086 | 3/4 |
| GR12087 | 1/2 |



GREENLEE TEXTRON INC.
Hydraulic Hand Pump

- Use with 1/2" through 4" conduit size and other round sizes only
- Use with Greenlee standard round punches and dies (optional)



| Item # |
|--------|
| GR755 |



GREENLEE TEXTRON INC. Oiltight Punch Units

- With notches
- Includes punch die and draw stud
- Maximum Mild Steel Capacity: 10 ga., Operation Type: Hand/Hydraulic, Minimum Pilot Hole Diameter: .625 in.



Item #
GR60242

GREENLEE TEXTRON INC. Keyway Punches

- Eliminates time consuming hand sawing and filing when making keyways for push button switches
- Use as a nibbler to make wider or deeper keyways
- Punches 1/8" (3.2 mm) or 3/16" (4.8 mm) keyways for 7/8" (22.5 mm) or 1-7/32" (30.5 mm) push button holes
- Capacity: 10 gauge (3.5 mm) mild steel



Item #
GR720

GREENLEE TEXTRON INC. Plumber Stud Punch

- Punches 2-5/8" diameter hole in metal studs for professional looking installation of 2" water, vent, waste pipes
- Two-speed lever action for fast, easy punching of 24 to 20 gauge thick metal studs
- 2-1/8" throat width fits over most studs and channels



Item #
GR713

GREENLEE TEXTRON INC. Metal Stud Punches

- Punch up through 20 gauge steel studs in one stroke
- Aluminum head provides strength with minimum weight, reducing operator fatigue
- Contoured handle design gives better operator leverage and makes it possible to punch in tight places
- Automatically centers holes on standard studs

Specifications:

- Capacity: 709 - 1-5/8" and wider studs, 20 gauge steel studs; 710 - 2-1/2" and wider studs, 20 gauge steel studs



| Item # | Desc. |
|--------|--------------------------------------|
| GR709 | 7/8" (22.2 mm) Diameter Stud Punch |
| GR710 | 1 1/2" (34.1 mm) Diameter Stud Punch |

GREENLEE TEXTRON INC. Stud Punches

Manual

- Punch up through 20 gauge steel studs in one stroke
 - Unique patented punch rolls the edge over for smooth installation of armored cable; cable won't hang up
 - Automatically centers holes on standard studs
- Actual Hole Size: 1-1/4 in., Capacity: 24 - 20 ga.



Item #
GR724

GREENLEE TEXTRON INC. Drill/Tap/Countersink Bits

- Material thickness - 10 gauge
- Material type - mild steel, copper, brass, aluminum
- Shank - 1/4" quick change hex



| Item # | Size |
|---------------|---------|
| GRDTAP3/8-16 | 3/8-16 |
| GRDTAP5/16-18 | 5/16-18 |
| GRDTAP1/4-20 | 1/4-20 |
| GRDTAP10-24 | 10-24 |
| GRGRDTAP12-24 | 12-24 |
| GRDTAP6-32 | 6-32 |
| GRDTAP8-32 | 8-32 |
| GRDTAP10-32 | 10-32 |
| GRDTAPKIT | |

GREENLEE TEXTRON INC. Multi-Hole Step Bits

| Item # | Size (in.) |
|---------|------------|
| GR34401 | 1/2 |
| GR34403 | 7/8 |
| GR30008 | 1 1/8 |



GREENLEE TEXTRON INC. Multi-Hole Step Bits

1/2" (12.7 mm) Multi-hole bits allow you to drill a hole in any of the stated diameters.
3/16" 4.8 mm 1/4" 6.4 mm 5/16" 7.9 mm
3/8" 9.5 mm 7/16" 11.1 mm 1/2" 12.7 mm.

- Unique split tip design penetrates through steel faster
- Resists walking or skidding, even on round surfaces
- Hole Sizes: From 3/16" through 1/2" (4.8 - 12.7 mm)
- Capacity: Cut up through 3/8" (9.5 mm) mild steel, copper, brass, aluminum, wood, plastic and laminates
- Overall Length 3-3/16" (81.0 mm)
- Minimum Chuck Size 1/4" (6.4 mm)



Item #
GR36402

Kwik Stepper® Step Bits

- Unique split-tip design penetrates through steel faster.
- Resists walking or skidding, even on round surfaces.
- Balanced, double-flute construction requires less pressure, does the work for you.
- Designed and manufactured in USA.

CAT. NO. UPC. NO. DESCRIPTION

| | | |
|-------|-------|----------------------------|
| 35884 | 35884 | Kwik Stepper® Step Bit Kit |
| 03607 | 03607 | Kwik Stepper® Step Bit Kit |









SPECIFICATIONS

| | |
|-------------------|--|
| Hole Sizes | From 1/8" to 1-3/8" (3.2 - 34.9 mm) |
| Capacity | Cut up through 3/8" (9.5 mm) mild steel, copper, brass, aluminum, wood, plastic and laminates. |

| CAT. NO. | UPC. NO. | DESCRIPTION | 03607 | 35884 |
|----------|----------|----------------------------|-------|-------|
| 34401 | 34401 | 1/2" Multi-Hole Step Bit | X | X |
| 34403 | 34403 | 7/8" Multi-Hole Step Bit | X | X |
| 30008 | 30008 | 1-1/8" Multi-Hole Step Bit | | X |
| 35936 | 35936 | Plastic Case | X | X |

Single-hole bits are designed to drill one indicated hole size through a series of steps from bit tip to full size.

Multi-hole bits allow you to drill a hole in any of the stated diameters.

| | |  |  |  |  |  |  |  |  | Metric | | |
|--------|------|---|---|---|---|---|---|---|---|---|---|---|
| | | 1/2" (12.7 mm) Single-Hole Step Bit | 1/2" (12.7 mm) Multi-Hole Step Bit | 1/2" (12.7 mm) Multi-Hole Step Bit | 13/16" (20.6 mm) Multi-Hole Step Bit | 7/8" (22.2 mm) Single-Hole Step Bit | 7/8" (22.2 mm) Multi-Hole Step Bit | 1-1/8" Electrician's Step Bit | 1-3/8" (34.9 mm) Multi-Hole Step Bit | 9.7 mm (.382") Multi-Hole Step Bit | 30.5 mm (1.201") Multi-Hole Step Bit | 32.5 mm (1.280") Multi-Hole Step Bit |
| SIZE | | CAT./UPC NO. | | | | | | | | | | |
| INCHES | mm | 34410 | 34401 | 36402 | 30005 | 34411 | 34403 | 30008 | 36414 | 36018 | 36020 | 36022 |
| 1/8 | 3.2 | | X | | | | | | | | | |
| 5/32 | 4.0 | | X | | | | | | | | | |
| 3/16 | 4.8 | | X | X | X | | X | | | | | |
| 7/32 | 5.6 | | X | | | | | | | | | |
| 1/4 | 6.4 | | X | X | X | | X | | | | | |
| 9/32 | 7.1 | | X | | | | | | | | | |
| 5/16 | 7.9 | | X | X | X | | X | | | | | |
| 11/32 | 8.7 | | X | | | | | | | | | |
| 3/8 | 9.5 | | X | X | X | | X | | | | | |
| 0.382 | 9.7 | | | | | | | | | | X | |
| 13/32 | 10.3 | | X | | | | | | | | | |
| 7/16 | 11.1 | | X | X | X | | X | | | | | |
| 15/32 | 11.9 | | X | | | | | | | | | |
| 0.492 | 12.5 | | | | | | | | | | X | |
| 1/2 | 12.7 | X | X | X | X | | X | X | | | | |
| 9/16 | 14.3 | | | | X | | X | | | | | |
| 0.598 | 15.2 | | | | | | | | | | X | |
| 5/8 | 15.9 | | | | X | | X | | | | | |
| 0.638 | 16.2 | | | | | | | | | | | X |
| 11/16 | 17.5 | | | | X | | X | | | | | |
| 0.732 | 18.6 | | | | | | | | | | X | |
| 3/4 | 19.1 | | | | X | | X | | | | | |
| 0.803 | 20.4 | | | | | | | | | | X | X |
| 13/16 | 20.6 | | | | X | | X | | | | | |
| 7/8 | 22.2 | | | | | X | X | X | X | | | |
| 0.886 | 22.5 | | | | | | | | | | X | |
| 1.00 | 25.4 | | | | | | | | | | | X |
| 1.114 | 28.3 | | | | | | | | | | X | |
| 1 1/8 | 28.6 | | | | | | | X | X | | | |
| 1.201 | 30.5 | | | | | | | | X | | | |
| 1 7/32 | 31.0 | | | | | | | | X | | | |
| 1 1/4 | 31.8 | | | | | | | | | | | |
| 1.280 | 32.5 | | | | | | | | | | | X |
| 1 3/8 | 34.9 | | | | | | | | X | | | |



GREENLEE TEXTRON INC.

Kwik Stepper Bit

- 7/8" (22.2 mm) Single-Hole bits
- Unique split tip design penetrates through steel faster
- Balanced, double-flute construction requires less pressure, does the work for you
- Overall Length: 2-3/16" (55.6 mm)
- Minimum Chuck Size: 3/8" (9.5 mm)
- Hole sizes: From 1/4 through 7/8 (6.4 - 22.2 mm)



Item #

GR34411

GREENLEE TEXTRON INC.

Multi-Hole Step Bits

1-3/8" Multi-hole bits allow you to drill a hole in any of the stated diameters. 7/8" (22.2 mm) 1-1/8" (28.6 mm) 1.201" (30.5 mm) 1-7/32" (31.0 mm) 1-1/4" (31.8 mm) 1-3/8" (34.9 mm)

- Unique split tip design penetrates through steel faster
- Balanced, double-flute construction requires less pressure, does the work for you
- Capacity: Cut up through 3/8" (9.5 mm) mild steel, copper, brass, aluminum, wood, plastic and laminates
- Overall length: 3-1/8" (79.4 mm)
- Minimum Chuck Size: 3/8" (9.5 mm)



Item #

GR36414

GREENLEE TEXTRON INC.

Step Bits

Kwik Stepper

- Unique split tip design penetrates through steel faster
- Resists walking or skidding, even on round surfaces
- Balanced double flute construction requires less pressure, does the work for you

Specifications:

- Hole Sizes: From 1/8" through 1-3/8" (3.2 - 34.9 mm)
- Capacity: Cut up through 3/8" (9.5 mm) mild steel, copper, brass, aluminum, wood, plastic and laminates



Item #

GR35884

GREENLEE TEXTRON INC.

Power Bits

Big Shank Shorty

Nail Eater II®

- Self-feeding screw point draws bit through wood
- Unique patented design cutting angle - smoother starts, reduced cutting loads
- Made of super tough heat treated steel; cuts through nails and provides longer life
- "Shorty" bits - for working in tight places, yet still can go through three abutting 2 x 4's

Specifications:

- Overall length: 7-5/8" (19.37 cm)
- 7/16 (11.1) hex shank



| Item # | Hole Dia. |
|-------------------|-----------|
| GR62PTS-5/8 | 5/8 |
| GR62PTS-11/16 | 11/16 |
| GR62PTS-3/4 | 3/4 |
| GR62PTS-13/16 | 13/16 |
| GR62PTS-7/8 | 7/8 |
| GR62PTS-1 | 1 |
| GR61/62PTS-1-1/8 | 1 1/8 |
| GR61/62PTS-1[1/4] | 1 1/4 |

GREENLEE TEXTRON INC.

Wood Boring Bits

Nail Eater II®

- Self-feeding screw point draws bit through wood
- Unique patented design cutting angle - smoother starts, reduced cutting loads
- Made of super tough heat treated steel; cuts through nails and provides longer life

Specifications:

- Overall Length: 18" (457.2 mm)
- Twist Length: 15" (381 mm)



| Item # | Hole Diameter in. (mm) | Hex Shank in. (mm) |
|---------------|------------------------|--------------------|
| GR66PT-1/2 | 1/2 (12.7) | 5/16 (7.9) |
| GR66PT-5/8 | 5/8 (15.9) | 7/16 (11.1) |
| GR66PT-11/16 | 11/16 (17.5) | 7/16 (11.1) |
| GR66PT-3/4 | 3/4 (19.1) | 7/16 (11.1) |
| GR66PT-13/16 | 13/16 (20.6) | 7/16 (11.1) |
| GR66PT-7/8 | 7/8 (22.2) | 7/16 (11.1) |
| GR66PT-15/16 | 15/16 (23.8) | 7/16 (11.1) |
| GR66PT-1 | 1 (25.4) | 7/16 (11.1) |
| GR66PT-1[1/8] | 1 1/8 (28.6) | 7/16 (11.1) |
| GR66PT-1[1/4] | 1 1/4 (31.8) | 7/16 (11.1) |



GREENLEE TEXTRON INC.

Impact Bits

Nail Eater II®

- Quickly bore through creosoted and salt treated utility poles
- Resists wear, eats through nails and staples
- Self-feeding screw point draws the bit through the wood
- 7/16" hex shank to fit impact drivers
- Overall Length: 18" (457.2 mm)



| Item # | Hardware Diameter in. (mm) | Hole Diameter in. (mm) |
|---------|----------------------------|------------------------|
| GR37868 | 9/16 (14.3) | 5/8 (15.9) |
| GR37869 | 1 1/16 (17.5) | 3/4 (19.1) |

GREENLEE TEXTRON INC.

Auger Bits

Type A

D'VersiBIT®

- Wood-type auger bit with screw point
- Pulls itself through wood, avoids walking or skidding
- Excellent for drilling in soft woods or through thin sections
- Slow back-taper allows for easy retrieval



| Item # | Bit Dia. (in.) | Color Code | Shaft Lgth. (in.) | Shaft Dia. (in.) |
|---------|----------------|------------|-------------------|------------------|
| GR38068 | 3/8 | Black | 54 | 3/16 |
| GR38083 | 3/4 | Red | 54 | 1/4 |
| GR38088 | 1 | White | 54 | 1/4 |

GREENLEE TEXTRON INC.

Combination Drill Bits

Type B - with Screw Points

D'VersiBIT®

- For aggressive chip removal in many types of woods
- Screw point for easy starting and pulling through wood
- Bit Dia: 9/16"
- Shaft Length x Dia.: 54" x 1/4"



Item #

GR38103

GREENLEE TEXTRON INC.

Combination Drill Bits

Type C

D'VersiBIT®

- For drilling in tough woods and thick obstacles
- Drilling speed relative to pressure applied
- Chips can be brought easily out of the hole



| Item # | Bit Dia. (in.) | Shaft Length (in.) | Shaft Dia. (in.) |
|---------|----------------|--------------------|------------------|
| GR38113 | 1/4 | 54 | 5/32 |
| GR38118 | 3/8 | 54 | 3/16 |
| GR38119 | 3/8 | 72 | 3/16 |
| GR38133 | 3/4 | 54 | 1/4 |

GREENLEE TEXTRON INC.

Starter Drill Bit Kit

D'VersiBIT®

- All the tools to complete a typical wiring job
- Includes 09-03-54B bit, 712P placement tool and 150 pulling grip



Item #

GRDBITKIT

GREENLEE TEXTRON INC.

Pulling Grips

Wire & Cable

D'VersiGRIP

- D'VersiGRIP for pulling 3/4 in. (19.1 mm) OD wire with 3/4 in. to 1 in. (19.2 to 25.4 mm) bits



Item #

GR38693

GREENLEE TEXTRON INC.

Hole Cutter Kits

Carbide-Tipped

- Multiple tungsten carbide tips for long life and smooth cutting
- Cut fast, accurate, high quality holes in stainless steel, copper, aluminum, steel
- Flange stop prevents over drilling

Specifications:

- Maximum Cutting Depth: 8 ga (4 mm)
- Kit Description: 7/8", 1-1/8", 1-3/8" cutterheads; pilot drill, hey key and case



Item #

GR635

GREENLEE TEXTRON INC.

Hole Saws

Quick Cutter™

- Quickest, most affordable way to cut perfect holes in drywall and ceiling tile
- Cuts clean, precise holes that ensure no light leakage or poor-fitting installations
- Dedicated arbor and pilot drill eliminates changeover time



Item #

Desc.

GR06923 Recessed Hole Saw, Adjustable 2 1/2" to 7" Cuts 2 1/2" to 7" Diameter Holes in Increments of 1/2"



GREENLEE TEXTRON INC.

Keyhole Saws

- Hack saw frames and blades
- Hardened steel blade makes cutting drywall, cement board, plastic and wood quick and easy

Item #

GR301



GREENLEE TEXTRON INC.

Aluminum Hand Benders

SITE-RITE®

- Superior, patented Site-Rite® sighting system featuring cast-in, readable markings on the bender heads and a finish that provides for the best visibility in low-light
- Cast-in markings for accurate head-down and head-up bending as well as for producing stub-ups, offsets, saddles and back to back bends



| Item # | Desc. |
|--------|---------|
| GR840A | ½" EMT |
| GR841A | ¾" EMT |
| GR842A | 1" EMT |
| GR843A | 1¼" EMT |

GREENLEE TEXTRON INC.

Hickeys with Welded Handles

- Heavy-duty cast steel head
- Welded steel handle
- Bend tight radius stub-ups
- 1/2" - 1" Rigid



| Item # | Desc. |
|--------|--------------------|
| GR508 | Hickey for ½ Rigid |
| GR512 | Hickey for ¾ Rigid |
| GR516 | Hickey for 1 Rigid |

GREENLEE TEXTRON INC.

Offset Benders

Little Kicker®

- Bends offsets in one easy operation; insert conduit, depress handle completely, release and remove conduit
- Makes identical offsets every time for wall mounted boxes with exposed conduit



| Item # | Desc. | Capacity (in.) |
|--------|-----------------------------|----------------|
| GR1810 | Offset Bender for ½ in. EMT | 1/2 EMT |
| GR1811 | Offset Bender for ¾ in. EMT | 3/4 EMT |

GREENLEE TEXTRON INC.

Mechanical Benders

Mechanical benders for IMC and rigid conduit.

- Ratchet action for increased leverage
- Bypass the ratchet for fast, direct bending on small sizes
- Built-in bending degree indicator and easy to use bending charts for accurate, consistent bends; centerline bending radii for 1-1/2" Rigid conduit size 9-11/16" (246.1 mm)



| Item # | Desc. | Capacity | Centerline Bending Radii for 1 in. Rigid Conduit in. (mm) | Centerline Bending Radii for 1¼ in. Rigid Conduit in. (mm) | Centerline Bending Radii for ½ in. Rigid Conduit in. (mm) | Centerline Bending Radii for ¾ in. Rigid Conduit in. (mm) |
|--------|---|--------------------------------------|---|--|---|---|
| GR1800 | Mechanical Bender for ½ in., ¾ in., 1 in. IMC and Rigid Conduit | ½ in., ¾ in. and 1 in. IMC and Rigid | 5⅞ (149.2) | | 2⅝ (66.7) | 4⅝ (117.5) |
| GR1801 | Mechanical Bender for 1¼ in., 1½ in. IMC and Rigid Conduit | 1¼ in. and 1½ in. IMC and Rigid | | 8⅞ (204.8) | | |



GREENLEE TEXTRON INC.

Mechanical Benders

Mechanical benders for EMT, IMC, rigid and aluminum conduit.

- Bends a wide variety of types and sizes of conduit
- Durable ratchet mechanism for easy bending
- Bypass the ratchet for fast, direct bending on smaller sizes
- Bending degree indicator and charts for fast, easy, accurate bending
- All shoe and bending accessories can be mounted to the frame unit and secured with a chain and lock
- Heavy-duty undercarriage with wheels



| Item # | Desc. |
|--------|---|
| GR1818 | Mechanical Bender for 3/4 in. Through 2 in. EMT Conduit, 1/2 in. Through 1 1/4 in. IMC Conduit and 1/2 in. Through 1 1/2 in. Rigid and Aluminum Conduit |

GREENLEE TEXTRON INC.

Conduit Benders

855GX, Intellibender™

- Save time by eliminating bending calculations via the easy to use LCD interface to program 7 different bends with ability to save 3 locally or unlimited number to USB memory stick for recall later or to transfer to another 855GX bender
- Avoid scrap and speed bending with the patent pending auto conduit size and conduit type smart sensors
- Complete capability to bend 3/4" Rigid & 1 - 2" EMT/IMC/Rigid with no loose parts
- Superior portability, stability and on-board storage via fork tubes, hoist bar, large wheels, wheel brake bar, storage box and tray
- Quick pivot for changing between vertical and horizontal orientations (patent pending)
- Greater up-time with patent pending solid state controls utilizing current-limiting technology eliminates welded relay contact failures
- Ability to handle a wide range of job site power sources including generators and strong weatherability gives greater uptime and longer motor life as well as protects the electronics
- 120 VAC, 20A



| Item # |
|---------|
| GR855GX |

GREENLEE TEXTRON INC.

PVC Coated Rigid Shoe Group

- Bend 1/2" - 2" conduit on one shoe
- No loose pieces
- Works with Greenlee 555CX, 555DX and 555C electric conduit benders
- Capacity: 1/2" - 2" PVC coated Rigid
- Bend Radius : 1/2" - 4-1/4", 3/4" - 5-7/16", 1" - 6-15/16", 1-1/4" - 8-3/4", 1-1/2" - 8-1/4", 2" - 9"



| Item # |
|---------|
| GR12586 |

GREENLEE TEXTRON INC.

Electric Conduit Bender

555C

Classic Electric Bender power unit without bending accessories

- The 555C Classic Series features simple relay controls for easy field repairs, and compact handle design to prevent interference with conduit when bending
- Power source: 120 VAC; 20 amp GFCI-protected receptacle



| Item # |
|--------|
| GR555C |

GREENLEE TEXTRON INC.

Conduit Benders

555CX

- Most cost effective non-programmable bender - only need 2 shoes instead of 7 to bend all 3/4" - 2" EMT, IMC, Steel Rigid, Aluminum Rigid, Stainless Steel Rigid and PVC Coated Steel Rigid conduits
- Fully backwards compatible with existing shoes
- Same core frame and core control advantages found on the 855GX
- 555DX has absolute encoder to provide ease for repeated bends with digital angle readout on pendant and jogging capability
- Robust patent pending pendant with rare earth magnets to hold strong and impact resistant housing with over molding and cord strain relief
- 120 VAC, 20A



| Item # |
|---------|
| GR555CX |



GREENLEE TEXTRON INC.

Conduit Benders 555DX

- Most cost effective non-programmable bender - only need 2 shoes instead of 7 to bend all 3/4" - 2" EMT, IMC, Steel Rigid, Aluminum Rigid, Stainless Steel Rigid and PVC Coated Steel Rigid conduits
- Fully backwards compatible with existing shoes
- Same core frame and core control advantages found on the 855GX
- 555DX has absolute encoder to provide ease for repeated bends with digital angle readout on pendant and jogging capability
- Robust patent pending pendant with rare earth magnets to hold strong and impact resistant housing with over molding and cord strain relief
- 120 VAC, 20A



Item #

GR555DX

GREENLEE TEXTRON INC.

Bending Shoe Group

- For use with the 555 Series Deluxe Electric Conduit Benders and the 555C Series Classic Electric Conduit Benders
- To bend IMC conduit you must use the 26330 IMC Shoe Group
- To bend Rigid conduit you must use the 28007 Rigid Shoe Group
- 17944 - 1/2" through 1-1/4" EMT bending shoe
- 17986 - 1/2" through 1-1/4" support roller
- 23499 - 1-1/2" EMT bending shoe
- 23505 - 2" EMT bending shoe
- 23541 - 1-1/2" through 2" roller support unit
- 1723 (23818) - Metal storage box



Item #

Desc.

GR23803 1/2-2 EMT

GR28008 1/2-2 Rigid

GREENLEE TEXTRON INC.

Bending Shoe Group Shotgun™

- Bend up to 4 pieces of conduit at the same time
- Up to 2X faster bend cycle time
- Shoe bends 8 conduit types: Rigid 1/2", 3/4", 1", IMC 1/2", 3/4", 1", EMT 3/4", 1"
- Compatible with all current Greenlee 555C, CX & DX benders
- Lightweight: Easily transported for use in pre-fabrication shops and job-sites



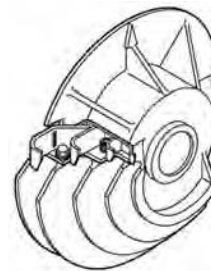
Item #

GRSG4

GREENLEE TEXTRON INC.

EMT Bending Shoe

- 1/2" through 1-1/4" EMT bending shoe



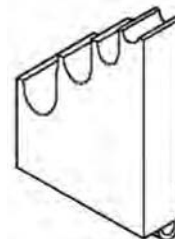
Item #

GR17944

GREENLEE TEXTRON INC.

Support Roller

- 1/2" through 1-1/4" support roller



Item #

GR17986

GR17979

GREENLEE TEXTRON INC.

Conduit Benders

Cam Track®

- One bender to bend EMT, IMC and Rigid conduit
- Fast and easy set-up on the jobsite
- True one shot 90° bends with CT models for quick accurate bends
- Steel reinforced follow bars for long life
- Bend a 90° elbow in 4" rigid conduit in 95 seconds
- Capacity: 2-1/2" - 4 EMT, IMC and Rigid
- OPTIONAL: 1813 bending table and accessories for easier operation



Item #

Desc.

GR881CT Conduit Bender for One Shot 90 deg. Bends in 2 1/2 in., 3 in., 3 1/2 in. and 4 in. EMT, IMC and Rigid Conduit, without Hydraulic Pump

GREENLEE TEXTRON INC.

Bending Table

- Strong, portable pin-assembled aluminum components; easy-to-use ram travel scale and bending charts
- Conduit supports index to suit all sizes
- For use with models 777, 880, 884, 885



Item #

GR1802

We sell and rent. Call us.



GREENLEE TEXTRON INC.
Conduit Benders

For 881CT-E980:

- One bender to bend EMT, IMC and rigid conduit
- Fast and easy set-up on the jobsite
- Steel reinforced follow bars for long life
- Bend a 90° elbow in 4" rigid conduit in 95 seconds



| Item # | Desc. |
|--------|-------------------------------------|
| GR1813 | Bending Table for 881 Series Bender |

GREENLEE TEXTRON INC.
Mobile Bending Table

- For 881CT-E980
- Locking swivel wheels for maneuverability
- Fork pockets to conveniently move the unit with a fork truck
- Ram positioner to ease the set up of the ram to accommodate different size shoes
- Steel pegs with hitch pins for storage of shoes and saddles
- Carriage assembly to mount the 881 Bender unit directly to the MBT
- Vice-chain to hold conduit securely for accurate bends -prevents conduit from twisting or turning during bend
- Pump basket holds the hydraulic pump for the 881 bender unit



| Item # |
|-----------|
| GR881-MBT |

GREENLEE TEXTRON INC.
Heating Blankets

- Make bends, offsets or saddles in PVC fast and easy
- Easy to use: wrap blanket around PVC, secure with hook and loop strap; built-in stiffeners help keep the blanket tight to the PVC strap; remove blanket and form bend by bend
- Controlled, even heating for uniform bending
- Heavy-duty cord and thermostat for long life
- Temperature over 300°F (149°C)



| Item # | Desc. | Capacity |
|--------------|----------------------|---------------------------------|
| GR860-1[1/2] | For up to 1½ in. | Up to 1½ in. PVC All Schedules |
| GR860-3 | For 2 in. - 3 in. | 2 in. - 3 in. PVC All Schedules |
| GR860-4 | For 3½ in. and 4 in. | 3½ - 4 in. PVC All Schedules |

GREENLEE TEXTRON INC.
Angle Protractors

- Description: With magnetic base



| Item # |
|--------|
| GR1895 |

GREENLEE TEXTRON INC.
Electric PVC Heater/Bender
For 1/2" - 2", All Schedules

- Easy to use: preheat for 10 minutes, insert PVC, rotate until pliable, remove and form bend
- Sturdy double wall metal with fiberglass insulation and reflective interior for fast, even heat
- Full length door for easy PVC loading and removal
- Other features include on/off switch, pilot light and carrying handle



| Item # |
|--------|
| GR849 |

GREENLEE TEXTRON INC.
Electric PVC Heater/Bender
For 1/2" - 4", All Schedules

- Electric PVC heater/bender for 1/2" - 4", all schedules
- Full length door for easy loading and unloading
- Sturdy wheels for easy mobility
- Use two units in tandem to heat large sweep bends



| Item # |
|--------|
| GR851 |

GREENLEE TEXTRON INC.
Electric PVC Heater/Bender
For 1/2" - 6", All Schedules

- Easy to use: preheat for 10 minutes, open lid and position PVC, close lid, rotate until pliable, open lid, remove PVC and form bend
- 848 model has motorized rotation
- Heavy duty metal construction with reflective interior for fast, efficient heating
- Has heating chart, timer, and on/off switch with indicator light for added convenience
- Double doors with piano hinges allow heating shorter lengths with one door open



| Item # |
|--------|
| GR848 |



GREENLEE TEXTRON INC.

PVC Plug Set

- Use with PVC Heating Blankets or Electric Heaters to plug the ends of the PVC being heated; the trapped air will help keep the PVC from collapsing while forming the bend
- Use on Schedule 40 and 80 PVC
- Available in 2" - 4" set or individual sizes 2" - 6"



Item #

GR859-4

GREENLEE TEXTRON INC.

Fiberglass Tip Kit

- .175" (4.4 mm) pulling eye repair kit
- Includes (1) pulling eye and adhesive



Item #

GR10565

GREENLEE TEXTRON INC.

Fish Tapes

Oil-Tempered Spring Steel MagnumPro™

- Advanced comfort grip and rugged case design (Patent Pending)
- Superior rapid grip tape payout and rewind (Patent Pending)
- Viewing ports to see amount of tape in case and allow quick debris removal
- Used for general fishing in conduit
- Improved low profile tip for easy fishing through all sizes of conduit
- Available in 50', 65', 125' and 240' lengths
- 1/8", 1/4" and flat steel profiles to accommodate different fishing situations



| Item # | Desc. |
|---------------|---|
| GRFTS438-65 | Steel Fish Tape - 1/8" x 65' |
| GRRS438-65 | Replacement Steel Tape - 65' (No Case) |
| GRFTS438-125 | Steel Fish Tape - 1/8" 125' |
| GRRS438-125 | Replacement Steel Tape - 125' (No Case) |
| GRFTS438-240 | Steel Fish Tape - 1/8" x 240' |
| GRRS438-240 | Replacement Steel Tape - 240' (No Case) |
| GRFTS438W-100 | Steel Fish Tape - 1/4" x 100' |

Accessories

| | |
|---------|-------------------------------|
| GR439-1 | 12" Flexible Fish Tape Leader |
|---------|-------------------------------|

GREENLEE TEXTRON INC.

Fish Tape Nylon

- For use with most electrical wire and coaxial cable
- Tensile strength: 250 lbs.
- Reel type: Winder slide
- Winder case, case Dia. 13", case material plastic
- Dia.: 3/16"
- Length: 100'



Item #

GRFTN536-100

GREENLEE TEXTRON INC.

Glo Fish Stix

- Luminescent fiberglass stix for better visibility when fishing above dark ceilings, up walls or below raised floors
- Overall Length - 15'
- Section Length - (3) 5 ft. sections



Item #

GR540-12

GREENLEE TEXTRON INC.

Fish Stix EZ Reach™

- High visible green color rods can be easily threaded and seen when working above ceilings, down walls, or under raised floors
- 1/4" diameter fiberglass rods provide added rigidity when multiple sections are connected
- 200 lbs. minimum pulling strength for long lasting durability and peace of mind



Item #

Desc.

GR540-24 24 ft. Kit w/ Bullet Nose and "J" Hook Threaded Tips

GREENLEE TEXTRON INC.

24' Fish Pole

Push or pull wires over long distances including suspended ceilings, sub-floors, crawl spaces and attics. Non-conductive, high-impact construction for long life.

- Specialized hook can be used to install wires in suspended ceilings
- Collapses to 50" x 2.25" and uses friction-locking system
- Extended length: 24' (7.31m)
- Collapsed length: 50" (1270mm)



Item #

GR10443



GREENLEE TEXTRON INC.

Poly Line

- Use with power fishing systems directly from the container
- Handy reusable plastic dispenser pail with handle keeps the line dry

| Item # | Desc. | Weight (lbs.) |
|--------|-------|---------------|
| GR430 | 6500' | 210 |
| GR431 | 5200' | 240 |



GREENLEE TEXTRON INC.

Fish Lines

- Strong, lightweight nylon
- Mildew resistant, can be pulled into the run with the wire to provide a means to add wires later



| Item # | Strength (lbs.) | Strength (N) | Length (ft.) | Length (m) |
|--------|-----------------|--------------|--------------|------------|
| GR595 | 85 | 378 | 2150 | 655 |
| GR604 | 85 | 378 | 2200 | 670 |
| GR607 | 90 | 400 | 1350 | 411 |

GREENLEE TEXTRON INC.

Vacuum/Blower Power Fishing System

- Rugged, self-contained unit includes everything you need to blow or vacuum fish line, poly line or measuring tape
- Durable tank and accessory storage box are corrosion, chemical and impact resistant polyethylene
- Designed for the job site, 10' (3.05 m) long hose, large heavy-duty wheels and removable accessory box
- Large 11 gallon (41.6 L) tank makes the 690 excellent for vacuuming water and debris



Item #

GR690

GREENLEE TEXTRON INC.

Power Fishing System Li'l Fisher™ 390

- Includes only unit and hose
 - 1/2"-2" conduit capacity
- Contains:
- 2150' of fish line
 - 6 pistons - 1/2", 3/4", 1", 1-1/4", 1-1/2", 2"
 - Adjustment nozzle for measuring tape
 - 3 fish line packages 1/2", 3/4", 1"
 - 2 case adapters
 - Accessory container & lid



Item #

GR390

GREENLEE TEXTRON INC.

Blower Power Fishing Systems Portable

- Powerful, will blow line or measuring tape in up to 6" conduit
- Efficient, includes the Mighty Mouser® blow gun for fast, easy line blowing

Includes blow gun, fishing line, pistons for 1/2" - 4" conduits, adapter cones, flexible hose, hose clamp, storage box, adapter nozzle for tape and line, portable blower, flexible hose

Capacity: 1/2" - 4" conduit (5" and 6" with optional pistons)

Item #

GR591



GREENLEE TEXTRON INC.

Conduit Pistons

- Use with blower or vacuum power fishing system to pioneer the line through the conduit run
- Flexible foam body for an air-tight seal
- Color-coded end disk with embossed size markings for fast, easy selection



| Item # | Conduit Size (in.) | Conduit Type | Color |
|--------|--------------------|--------------|--------|
| GR609 | 3/4 | All | Green |
| GR610 | 1 | | |
| GR611 | 1 1/4 | All | Green |
| GR612 | 1 1/2 | All | Green |
| GR613 | 2 | All | Green |
| GR614 | 2 1/2 | IMC, Rigid | Green |
| GR621 | 2 1/2 | EMT | Yellow |
| GR615 | 3 | IMC, Rigid | Green |
| GR622 | 3 | EMT | Yellow |
| GR616 | 3 1/2 | IMC, Rigid | Green |
| GR643 | 3 1/2 | EMT | Yellow |
| GR617 | 4 | IMC, Rigid | Green |
| GR623 | 4 | EMT | Yellow |
| GR618 | 5 | All | Green |
| GR619 | 6 | All | Green |

GREENLEE TEXTRON INC.

Piston Foam Sets

- Use with blower or vacuum power fishing system to pioneer the line through the conduit run; flexible foam body for an air-tight seal
- Color-coded end disk with embossed size markings for fast, easy selection
- Include Sizes: 1/2", 3/4", 1", 1-1/4", 1-1/2" and 2" EMT, IMC and Rigid

Item #

GRS2613





GREENLEE TEXTRON INC.

Cable Feeders

Ultra Cable Feeders™

- Feeds cable at variable speeds to match the speed of cable puller
 - Accommodates cable ranging in size up to 3.5" (88.9 mm) in diameter
 - Sets up easily and can be operated by just one person
 - Dual motors drive each wheel for traction on both sides of the cable
 - An optional foot switch is available to control feeding
- Specifications:
- Power Supply: 115 VAC, 15 amps, 60 Hz
 - Speed: 4-36 feet per minute (1.2-11 meters per minute)
 - Maximum Tractive Force: Single Cable - 200 lbs. (.9 kN), All cables - 800 lbs. (3.5 kN)
 - Cable Capacity: 8 x 250 MCM (120 mm), 6 x 500 MCM (240 mm), 5 x 750 MCM (300 mm)



Item #

GR6810

GREENLEE TEXTRON INC.

Foot Switch For Cable Pullers

- Use with 640, 2001, 6001, 6500, or 6800 cable pullers to add foot control
- Foot pressure required to operate



Item #

GR445

GREENLEE TEXTRON INC.

Cable Puller

Ultra Tugger 2

UT-2

Pulling Capabilities:

- 3 x 500 kcmil cable 500' with 2 x 90 deg. bends
- 3 x 500 kcmil cable 250' with 4 x 90 deg. bends
- 8 x 4/0 AWG cable 300' with 3 x 90 deg. bends



Item #

GRUT-2

GREENLEE TEXTRON INC.

Cable Puller

UT-4

- 4,000 lb. pulling force
- Two pulling speeds
- Equipped with pull force gauge and foot switch
- Dedicated pulling motor



Item #

GRUT-4

GREENLEE TEXTRON INC.

Cable Puller

Ultra Tugger®

- Ultra Tugger® Cable Puller with Standard Force Gauge, Floor Mount, Versi-Boom™ System and "T" Stand includes Extensions and 3", 3-1/2" & 4" slip-on Couplers, Elbow, Wheeled Carriage, Screw-on Couplers, or Rope.
- Pulls up to 8,000 lbs. Versi-Boom™ System allows you to make versatile and fast set-ups and pull 10' or 20' of extra cable easily. Uses standard 3" rigid steel conduit for boom. Direct gear drive. Lightweight. Portable. Optional deluxe force gauge.
- Drive Motor 1-1/2 Horsepower
- Pulling Force Maximum - 8,000 lbs., Continuous - 6,500 lbs.
- Rated at 32,000 lbs.



Item #

GR6805A

GREENLEE TEXTRON INC.

Hook-Type Sheaves

- Forged steel closure type hooks with 1" opening
- Maximum Rated Capacity: 8,000 lbs.



| Item # | O.D. (in.) | Inside Radius (in.) | Width (in.) |
|--------|------------|---------------------|-------------|
| GR8012 | 12 | 3 7/8 | 5 |
| GR8018 | 18 | 7 | 6 |
| GR8024 | 24 | 9 7/8 | 6 1/2 |

GREENLEE TEXTRON INC.

Adapter Sheaves

Flexible

- Use to attach to the conduit in conjunction with adapter sheave for easier setups
- Helps eliminate strain on hangers and boxes
- Maximum Rated Capacity: 6,500 lbs. (28.9 kN)



Item #

GR608



GREENLEE TEXTRON INC.

Feeding Sheaves

- Yoke frame slides into the end of conduit and holds sheave, allowing the cable being fed into the conduit to smoothly roll over the sheave
- 5" wide aluminum alloy sheave with self-lubricating bearings
- Split tube for easy removal after cable is installed



| Item # | Desc. |
|-------------|-----------------------------------|
| GR441-2 | Feeding Sheave for 2" conduit |
| GR441-3 | Feeding Sheave for 3" conduit |
| GR411-3-1/2 | Feeding Sheave for 3 1/2" conduit |
| GR441-4 | Feeding Sheave for 4" conduit |

GREENLEE TEXTRON INC.

Feeding Sheaves Tray-Type

Steel frame easily attaches to cable tray up to 2" thick. Helps roll and guide tray pulls. Make tray pulls easier. 5" wide aluminum alloy sheaves with self lubricating bearings.



| Item # | Length (in.) |
|--------|--------------|
| GR659 | 22 |
| GR658 | 12 |

GREENLEE TEXTRON INC.

Measuring Tape and Dispenser Conduit

- Fish and measure conduit runs in one operation
- Permanently printed measurements every foot from zero to 3000' (914 m)

Size:

- 3/16" x 3000' (4.8 mm x 914 m)

Capacity:

- 130 Lbs. (578 N) average breaking strength



Item #
GR435

GREENLEE TEXTRON INC.

Conduit Dispenser

- Pay-out dispenser for 435 conduit measuring tape



Item #
GR434

GREENLEE TEXTRON INC.

Rope Stands

- Use to organize and rewind rope
- Welded steel with washer and spring clip to hold rope reel on stand



| Item # | Rope Length ft. (m) |
|--------|---------------------|
| GR405 | 250 (76), 600 (182) |
| GR654 | 300 (91), 600 (182) |

GREENLEE TEXTRON INC.

Cable Pulling Lubricants

Cable-Cream™

- Advanced formula, light yellow cream makes pulling faster and easier
- Compatible with all cable insulation types
- Dries slowly to a thin, non-conductive, non-hardening residue



| Item # | Desc. |
|---------|----------------------------------|
| GRCRM-Q | One Quart Squeeze Bottle (.95 l) |
| GRCRM-1 | One Gallon (3.79 l) |
| GRCRM-5 | 5 Gallons (18.93 l) |

GREENLEE TEXTRON INC.

Cable Pulling Lubricants

Fiber-Gel™

- Synthetic gel is specially designed for lightweight fast pulling of fiber optic cables; compatible with all cable jackets



| Item # | Size |
|----------|--------------------------|
| GRFIBR-Q | One Quart Squeeze Bottle |
| GRFIBR-1 | One Gallon |



GREENLEE TEXTRON INC.

Ultra Glider

Includes Threaded Applicator Kit

- Applies lube more evenly around the cable and more consistently than can be done by hand; this reduces the force required by the cable puller and reduces the chance for damage to the cable
- During a cable pull, the person feeding the cable usually can operate the Ultra Glider, which reduces the need for one person on the job



Item #

GRUG511T

GREENLEE TEXTRON INC.

Rope Clevis

For Flexible Eye Grips

- Removable bolt and rope sheave, removable grip eye bolt
- Select the clevis with a rating that meets or exceeds the cable puller's maximum pulling force
- Removable sheave for rope eye



Item #

GR678

GREENLEE TEXTRON INC.

Pulling Grips

Set Screw Clamp

- Pulling Grip with Clevis includes 624S, 624L and 678 clevis - 4 clamp
- Use to pull in 2" (50.8 mm) or larger conduit



Item #

GR629

GREENLEE TEXTRON INC.

Pulling Grips

- Use to pull in 2" or larger conduit
- Type of grip: Flexible eye 1/4" diameter galvanized steel aircraft cable connected to 2 cable receptacles with 5/8" diameter opening and 2 clamping set screws



Item #

GR624

GREENLEE TEXTRON INC.

Pulling Grips Set Screw Clamp Type

- Use to pull in 2" or larger conduit
- Type of grip: Flexible eye 1/4" diameter galvanized steel aircraft cable connected to a cable receptacle with a 5/8" diameter opening and 2 clamping set screws



Item #

GR504

GREENLEE TEXTRON INC.

Pulling Grip Sets

Basket Type

- Basket type pulling grip sets



| Item # | Desc. | Capacity |
|---------|---|---|
| GR30758 | Building Wire Junior Grip Set - Diameter Range .25 in. - 1.24 in. (6.4 - 31.5 mm) | (2) #14 to 4 1/0, .25 in. - 1.24 in. (6.4 - 31.5 mm) Diameter |
| GR597 | T-Type Grip Set - Diameter Range .75 in. - 1.99 in. (19 - 50.5 mm) | 3-1/0 to 250 MCM, .75 in. - 1.99 in. (1.9 - 50.5 mm) Diameter |
| GR599 | T-Type Grip Set - Diameter Range .75 in. - 2.99 in. (19 - 75.9 mm) | 3-1/0 to 3-750 MCM, .75 in. - 2.99 in. (1.9 - 75.9 mm) Diameter |

GREENLEE TEXTRON INC.

Pulling Grips T-Basket Type

- Use to pull in: conduit or tray
- Type of grip: double weave galvanized steel mesh with flexible pulling eye
- Select the grip with a maximum rated capacity that meets or exceeds the cable puller's maximum pulling force
- Cable Diameter Range: Inch - 1.00 - 1.49 mm - 25.4 - 38.0



Item #

GR30578

GREENLEE TEXTRON INC.

Battery-Powered Cable cutter Gator

- Small size makes the ES32Lan excellent tool for use inside panel boxes
- Cutting head rotates 350°
- Tools automatically retract when the cutting cycle is complete
- LED work light illuminates dark work areas
- Capacity : 500 KCMIL (240 SQ-MM) Copper Or Aluminum Cable



Item #

GRES32L11



GREENLEE TEXTRON INC.

Heavy-Duty Cable Cutters Ratchet



- Ratchet action for heavy-duty cutting
 - Two cutting actions - fast scissor cutting for small cable and insulation; converts automatically to ratchet mode
 - Anti-slip mechanism for positive ratchet action
- Copper Maximum Frequent Use:

- 1500 MCM (800 mm²)

Aluminum Maximum Frequent Use:

- 1500 MCM (800 mm²)

Item #

GR756

GREENLEE TEXTRON INC.

Cable Cutters High Performance Ratchet



- Two-speed mechanism saves cutting time by closing the blades rapidly and shifting to normal speed to perform the cut
- Narrow profile permits use in deep boxes, against walls, or on floors
- Maximum Copper Capacity: 750 kcmil (MCM) (400 sq. mm), Frequent use Copper Capacity: 500 kcmil (MCM) (240 sq. mm), Maximum Aluminum Capacity: 795 kcmil (MCM) (400 sq. mm), Frequent use Aluminum Capacity: 750 kcmil (MCM) (400 sq. mm)

Item #

GR774

GREENLEE TEXTRON INC.

Cable Cutters

Performance Ratchet



- Performance ratchet cable cutter
- Simple, one-hand operation
- Two-speed ratchet mechanism adjust for light/heavy cutting
- Well-suited for tight work spaces

| Item # | Capacity Copper Maximum | Capacity Aluminum Maximum | Capacity Communications Cable Maximum |
|---------|--------------------------------|---------------------------------|---------------------------------------|
| GR45206 | 600 MCM (300 mm ²) | 600 MCM (300 mm ²) | 1½ in. (35 mm) Dia. |
| GR45207 | 750 MCM (400 mm ²) | 1000 MCM (500 mm ²) | 2 in. (50 mm) Dia. |

GREENLEE TEXTRON INC.

Compact Ratchet Cable Cutters



- Simple, one-hand operation
- Compact - convenient for working in tight places and stores easily in tool pouches
- Single speed ratchet mechanism
- Blade release allows blades to be opened in mid-cut

| Item # | Maximum Copper Capacity | Maximum Aluminum Capacity | Frequent Use Copper Capacity | Frequent Use Aluminum Capacity |
|--------|------------------------------|------------------------------|------------------------------|--------------------------------|
| GR759 | 500 kcmil (MCM) (240 sq. mm) | 750 kcmil (MCM) (400 sq. mm) | 400 kcmil (MCM) (185 sq. mm) | 600 kcmil (MCM) (300 sq. mm) |

GREENLEE TEXTRON INC.

Cable Cutters

Heavy-Duty



- Strong, lightweight fiberglass handles
- Adjustable pivot bolt provides for blade adjustment
- Replaceable, forged, heat treated, and precision ground blades

| Item # | Desc. | Maximum Copper Capacity | Maximum Aluminum Capacity | Comm. Cable |
|---------|-------------------------------------|------------------------------|-------------------------------|---------------------|
| GR704 | | 350 kcmil (MCM) (150 sq. mm) | 500 kcmil (MCM) (240 sq. mm) | 1¼ in. (32 mm) Dia. |
| GR706 | | 750 kcmil (MCM) (400 sq. mm) | 1000 kcmil (MCM) (500 sq. mm) | 1½ in. (38 mm) Dia. |
| GR22292 | 706 Cutter Unit (Includes 2 Blades) | | | |

GREENLEE TEXTRON INC.

Cable Cutter No. 718



- Heat-treated, precision ground, shear action blades
- Steel handles with rubber grips for leverage

Copper Maximum Frequent Use:

- 350 MCM (150 mm²)
- 4/0 (95 mm²)

Aluminum Maximum Frequent Use:

- 350 MCM (150 mm²)

Item #

GR718



GREENLEE TEXTRON INC.

Cable Cutter

No. 727



- Heavy-duty forged steel to cut copper or aluminum
- Heat treated, precision machined, shear action blades

Capacity:

- Copper
- Aluminum

Maximum Frequent Use:

- 2/0 (50 mm²) #1 AWG (35 mm²)
- 2/0 (50 mm²)

Item #

GR727

GREENLEE TEXTRON INC.

Cable Cutter

Hydraulic



- Flip open head provides strength while making it easy to cut long lengths; head rotates 180°
- Thumb release lever for quick blade retraction
- ACSR: 336.4 kcmil (MCM) Standard Guy Wire, Ground Rod, Rebar: 1/2" (13 mm) Soft Steel Bolts: 11/16" (17 mm) Wire Rope: 3/4" (19 mm)

Item #

GRHK520

GREENLEE TEXTRON INC.

Battery Powered Crimp Tool Gator



- Intelligent Crimping System Technology includes a pressure sensor that monitors the crimping force of each crimp and provides the operator a visual and audible alert if the force is below specifications
- Automatic Retraction Stop (ARS) which retracts the ram just enough to get ready for the next cycle saving time and energy
- Two-stage hydraulic system provides fast advance and power speeds, saving time
- Crimping head rotates 350°
- Automatically retracts when the crimping cycle is complete
- Crimping Capacity: 8 AWG
- Crimping Force: 24000.000 LB

Item #

GREK1240L11

GREENLEE TEXTRON INC.

Dieless Battery-Powered Crimping Tool Gator



- Dieless indent style crimping head does not require interchangeable crimping dies
- Intelligent Crimping System Technology includes a pressure sensor that monitors the crimping force of each crimp and provides the operator a visual and audible alert if the force is below specifications
- Automatic Retraction Stop (ARS) which retracts the ram just enough to get ready for the next cycle saving time and energy
- Two-stage hydraulic system provides fast advance and power speeds, saving time
- Crimping head rotates 350°
- Tools automatically retract when the crimping cycle is complete
- Flip open crimping head will allow crimping of 4 AWG copper or 6 AWG aluminum with no dies to change

Item #

GREK12IDL11

GREENLEE TEXTRON INC.

Crimping Tools Full Cycle Mechanism



- UL classified and CSA certified with Anderson, Blackburn, Burndy, ILSCO, Panduit, Thomas & Betts and Penn-Union copper connectors; crimps all the popular small to mid-range copper connector sizes
- Long length results in low handle efforts
- Color-coded, hexagonal rotating dies
- Capacity: 8 AWG - 4/0 AWG Copper

Item #

GRK09-2SPGL

GREENLEE TEXTRON INC.

Ratchet Cable Bender

- Simplifies and speeds cable installation
- 10" (254 mm) ratchet extension is furnished to simplify bending in deep enclosures
- Includes ratchet wrench, L-wrench, ratchet extension, bending shoe assembly and storage box



Item #

GR796

GREENLEE TEXTRON INC.

Cable Strippers Adjustable

- For mid-span and end termination; strips TW, THW, THWN, THHN and similar single layer insulation
- Fast-close jaws and twist; quick size and insulation adjustments
- Capacity 1/0 - 1000 kcmil (MCM); insulation rated 600 VAC



Item #

GR1905



GREENLEE TEXTRON INC.

Pocket Cable Strippers

- Stripping tool
- For power and telecommunications cables
- Capacity: 3/16" - 1-1/8" dia. (#8 AWG-600 kcmil (MCM) THHN)



Item #

GR1900

GREENLEE TEXTRON INC.

Digital Multimeter

- Auto and manual ranging
- Non-contact and single-probe voltage detection
- Beep-Jack™ audible and visible warning to guard against improper A and mA terminal plug in
- High visibility 6000 count LCD display
- Capacitance and temperature measurement capability
- Low impedance mode
- AutoCHECK™ feature provides automatic selection of AC volts, DC volts, or resistance with low impedance for ghost-voltage elimination
- True RMS
- Peak (crest) hold; min, max
- Auto power off, display backlight, analog bar graph
- PC interface capability using optional USB RS-232 cable with data recording PC software
- Lifetime Limited Warranty
- Voltage Measurement: 60mV to 1000V AC/DC
- Amperage Measurement: 600mA to 8A AC/DC
- Resistance: 600Ω to 60MΩ
- Frequency (Hz): 50 ~ 400
- Measurement Category: Cat IV 300V; Cat III 600V, Cat II 1000V



Item #

GRDM-510A

GREENLEE TEXTRON INC.

Non-Contact Voltage Detectors

- Automatic self-test verifies the integrity of the unit
 - Bright LEDs and audible alarm sound if voltage is present
 - Silent-mode feature for use in quiet settings
 - Safe, non-contact voltage detection
 - Use to detect voltage in outlets, lighting fixtures, circuit breakers, wires, and cables or to find a break in a wire.
 - Automatically turns off after five minutes of non-use to conserve battery life
 - Low battery indicator
- Specifications:
- Voltage Detection: 50V – 1000VAC
 - Frequency: 50-500 Hz
 - Measurement Category: CAT IV, 1000V



Item #

GRGT-12

GREENLEE TEXTRON INC.

Ranging Multimeter

Manual

- Multi-purpose meter for most electrical needs. Includes elastomer boot to protect meter from damage. AC/DC voltage, DC amperage measurement. Temperature measurement. Audible continuity and diode tests. Tests 1.5V and 9V batteries.
- Voltage measurement: AC V: 200.0, 600 V; DC V: 200.0, 2000 mV; 20.00, 200.0, 600V Amperage Measurement: DC A: 20.00, 200.0 mA Temperature measurement: -40 to 1832 F, (-40 to 1000 C) Measurement Category: CAT III, 300V; CAT II, 600V



Item #

GRDM-40

GREENLEE TEXTRON INC.

Clamp-On Meters

- True RMS for the most accurate measurement when harmonics are present
- AC amperage, AC/DC voltage, frequency and resistance measuring capability
- Dual hall sensor for DC amperage accuracy
- Easy to read backlit display for use in low light conditions
- Peak and data hold to capture measurement
- Min/Max feature for added versatility
- Analog bar graph to view quick changes
- Auto zero for DCA measurement
- Amperage Measurement: 400.0; 600 A, Voltage Measurement: 400.0; 600 V, Resistance: 400.0 Ohms, Frequency: 0.400 kHz, Display: 4000 count LCD display, Jaw Opening: 1.38 in. (35 mm), Measurement Category: Cat III; 600 V per UL 3111-1



Item #

GRCM-950

GREENLEE TEXTRON INC.

Pipe and Wire Locator Tracker II™

- Traces the path and determines the depth of wires and metallic pipes on active or dead systems without having to deactivate the system
 - Lightweight receiver provides audible and visual indications of signal strength
 - Transmitter output and receiver sensitivity are fully adjustable for maximum accuracy
 - Transmitter offers three methods of connection: direct, inductive coupler, and inductive antenna
 - Includes transmitter assembly, receiver assembly, inductive coupler (clamp), built-in inductive antenna, two 8 ft. (2.4 m) test leads with heavy-duty alligator clips and durable polyethylene case
 - High frequency transmitter provides range up to 4,000 ft. (1,219 m) and depths up to 7 ft. (2 m)
 - Receiver is 32 in. long (813 mm)
 - Battery operated (eight AA and one 9V battery are included)
- # Molded carrying case included



Item #

GR501



GREENLEE TEXTRON INC.

Circuit Tracer Kit

- Advanced patented non-directional sensing technology
 - Superior sensitivity and functionality providing for accurate tracing and locating
 - Ergonomic receiver with information-rich full-color graphical LCD
 - Graphics and audible signal provide quick and easy to understand tracing feedback
 - Traces concealed wiring, locates junction boxes, and finds breakers for live or open circuits
 - Locates and identifies blown fuses
 - Finds shorts and breaks in conductors
 - Low pitch, high volume audible indicator
 - User-selectable automatic or manual gain capability for fast, convenient use
 - Power saving features promote extended battery life (Auto Power Off)
 - Can be used on GFCI protected circuits
 - Supports transmitter-to-receiver distances up to 4 miles for closed circuit tracing
 - Does not affect sensitive electronic equipment on the circuit
 - Auto backlight on receiver maximizes battery life
 - Lifetime Limited Warranty
- Operating Conditions:
- Temperature: 0 to +50 °C (32 to 122 °F)
 - Altitude: 2000 m (6500') maximum
 - Pollution Degree: 2
 - Indoor use only
- Transmitter:
- Measurement Category: Category III, 750V
 - Operating Voltage: 0-750 V AC/DC
 - Live line LED indicates voltage above 12 VAC or 5 VDC
 - Frequency: 15.15 kHz
 - Low battery indicator
- Receiver:
- Range from Receiver to item with Signal: Live Line Mode – up to 20 ft (6 m) from circuit, Open Line Mode – Up to 10 ft. (3 m) with a metallic connection to ground, 1 to 3 ft. (.3 to .9 m) with a capacitive ground reference



Item #

GRCS-8000

GREENLEE TEXTRON INC.

Mesh Cabinet

- High-visibility mesh screen on three (3) sides
- Forty-eight (48) smaller, individual compartments, enabling storage of smaller tools and accessories
- 1/2" conduit support tunnels for top storage (conduit not included)
- Supplied with two (2) swivel casters and two (2) rigid 4" (102 mm) casters for easy mobility (Model 696)
- Capacity: 37.3 ft.



Item #

GR5060 MESH

GREENLEE TEXTRON INC.

Handy Caddies

- 3/8" (9.5 mm) diameter solid steel spool support spindles
- Spool retaining washers on spindles
- Holds four 500' (152 m) spools of #10 AWG (7" dia. by 6" - 10" wide)
- Holds up to eight 500' (152 m) spools of #12 AWG (7" dia. x 5" wide)



Item #

GR9502

GREENLEE TEXTRON INC.

Wire Caddies

- 6 wire spool axles with spring clip locks
 - Pre-drilled caster mounting holes 906:
 - Collapsible wire guide
 - Swivel caster set with 2 locking casters for easy use
- Capacity:
- Six 500' (152.4 m) spools up to 8" (203.2 mm) in diameter of #6 thru #10 AWG 600 volt wire



Item #

GR906

GREENLEE TEXTRON INC.

Wire Dispenser

No. 909

- All steel welded frame with 6 reel spindles and feeding eye
- Angled spindles keep reels in place without locks and help brake the reel while paying out
- Mobile, 2 fixed wheels and one that swivels and locks, allow easy movement and control
- Fits through a 30" doorway



Item #

GR909

GREENLEE TEXTRON INC.

Wire Dispenser

No. 910

- Base has 2 fixed and 2 swivel locking heavy duty casters
- The spool rack consists of 10 spindles and an adjustable guide loop, and can be turned 360 degree independent of the base
- Spindles are angled to contain reels and act as a brake while paying out wire
- Fits through a 36 inch (915 mm) opening



Item #

GR910



GREENLEE TEXTRON INC.
Wire Cart Hand Truck

- Dual heavy-duty wire guides for dispensing multiple wires in all directions
- Only 23" (584.2 mm) wide to fit through narrow doorways
- Comes with five 5/8" (15.9 mm) diameter reel spindles for storing and dispensing up to fifteen spools of #14 THHN wire

Item #

GR38733



GREENLEE TEXTRON INC.
Wire Utility Cart

- Large capacity, excellent for storing, transporting or feeding wire
- 5 strong reel axles with spring clip retainers plus 2 positions for axle storage allows you to configure for large reels with no loose parts

Capacity:

- Size 2,500' (762 m) spools up to 16" (406 mm) in diameter; six 500' (152.4 m) spools up to 8" (203 mm) in diameter

Item #

GR911



GREENLEE TEXTRON INC.
**Storage Rack
Conduit and Pipe**

- 7 individual bins allow you to sort by size and type
- Made of structural square tubing
- Folds down for storage
- Capacity lbs. (kg.): 1000 (454)

Item #

GR668



GREENLEE TEXTRON INC.
**Coiled Cable
Dispensers
BX-Armored**

- Dispense armored cable, flexible conduit, Greenfield® or NM-B cable fast and easy without twists or tangles
- Base with adjustable tension control rotates to dispense the cable without overpulling
- Large pulling eye rotates freely and can be used as a carrying handle when the dispenser is empty

Capacity:

- One 250' coil or 14/2, 14/3, 12/2 or 12/3 armored cable or romex

Item #

GR37218



GREENLEE TEXTRON INC.
Cable Dispensers

Caddy Basket

- Fits both 2 x 4 and 2 x 6 studs
- Dispense coils of NM-B or armored cable
- Swivel eyelet eliminates tangles

Item #

Desc.

GR9525F Folding Stud Mount Caddy



GREENLEE TEXTRON INC.
Reel Stands

Screw Type

- Wide welded steel base for added stability
- Roller bearings fit in the spindle groove to keep the spindle in place and turning freely
- Two stands and a spindle are required for a complete set-up



Item #

Desc.

Capacity

| | | |
|-------|-------------------------------|---|
| GR683 | Reel Stand 22 in. - 54 in. | 2,500 lbs. each, 46 in. - 96 in. Reel Diameter |
| GR687 | Reel Stand 13 in. - 28 in. | 2,500 lbs. each, 28 in. - 56 in. Reel Diameter |

GREENLEE TEXTRON INC.
Reel Stand Spindles

- Tempered steel with grooves to fit reel stand rollers



Item #

Desc.

| | |
|-------|-----------------------------|
| GR647 | Spindle for 687 Reel Stands |
| GR657 | Spindle for 656 Reel Stands |
| GR684 | Spindle for 683 Reel Stands |

GREENLEE TEXTRON INC.
Threaded Rod Cutter

- One stroke cuts through threaded rod; cuts clean, eliminating the need to grind or file before threading a nut onto a cut end
- Strong forged steel cutting head with tool steel cutting die for long life

Capacity:

- 1/4" - 20 soft steel rod; 3/8" - 16 soft steel rods

Item #

GR36587





GREENLEE TEXTRON INC.

Hydraulic Pump Electric

- Usable oil volume: 6 quarts (5.7 liters)
- For use with all Greenlee benders
- Handy pendant advance control
- Automatic or manual ram return selector valve provides more control from the pendant switch
- Capacity: 10,000 PSI



Item #

GR980

GREENLEE TEXTRON INC.

Hydraulic Oils

- Greenlee-approved
- Specially compounded for use with Greenlee hydraulic equipment

| Item # | Size |
|----------|-------------|
| GR4016GB | 1 g (3.8 l) |
| GR4017GB | 1 qt (.9 l) |



GREENLEE TEXTRON INC.

2-Speed UltraTugger® 10 UT10-2S

- 2-Speed motor that delivers the fastest pulling time for all pulling needs over the widest (10,000 lbs.) range
- Strong, rugged motor designed specifically for both big and small cable pulling applications up to 10,000 lbs. where the speed will be 6 ft./min.



Easy control features for increased productivity:

- On-board force gauge provides visual communication of pulling force and speed changes
- Quick speed change from high-speed to low-speed by simply double tapping foot pedal
- Removable foot pedal for convenience

| Item # | Desc. |
|-----------|------------------------|
| GRUT10-2S | Puller Assembly (UT10) |

See Edge
for your
pulling solutions

GREENLEE TEXTRON INC.

GATOR Grip™ Crimp-On Cable Pulling Grips

Only 6 grips for pulling building wire:

- Use with copper and aluminum stranded cables (including both regular, compressed and compact stranded)
- 6 grips cover cable sizes from 1 AWG through 1000 Kcmil
- Each grip size available in 5 different harness lengths to prevent overlap during a cable pull



From 20 minutes down to 2 minutes:

- Easy installation in 2 minutes as compared to 20+ minutes in attaching a pulling head
- Use Greenlee GREK12IDL or GRHK12ID crimping tools to crimp any size of regular, compressed & compact copper and aluminum cable, from 1 AWG to 1000 Kcmil
- Guaranteed installation in less than 2 minutes without changing dies when crimped on with Greenlee GREK12IDL or GRHK12ID crimping tools

| Item # | Desc. |
|---------------|--------------------------------|
| GRGG1-1/0XS | Grip Assy, 1-1/10 Extra Short |
| GRGG1-1/0S | Grip Assy, 1-1/10 Short |
| GRGG1-1/0M | Grip Assy, 1-1/10 Medium |
| GRGG1-1/0L | Grip Assy, 1-1/10 Long |
| GRGG1-1/0XL | Grip Assy, 1-1/10 Extra Long |
| GRGG2/0-4/0XS | Grip Assy, 2/0-4/0 Extra Short |
| GRGG2/0-4/0S | Grip Assy, 2/0-4/0 Short |
| GRGG2/0-4/0M | Grip Assy, 2/0-4/0 Medium |
| GRGG2/0-4/0L | Grip Assy, 2/0-4/0 Long |
| GRGG2/0-4/0XL | Grip Assy, 2/0-4/0 Extra Long |
| GRGG250-350XS | Grip Assy, 250-350 Extra Short |
| GRGG250-350S | Grip Assy, 250-350 Short |
| GRGG250-350M | Grip Assy, 250-350 Medium |
| GRGG250-350L | Grip Assy, 250-350 Long |
| GRGG250-350XL | Grip Assy, 250-350 Extra Long |
| GRGG400-500XS | Grip Assy, 400-500 Extra Short |
| GRGG400-500S | Grip Assy, 400-500 Short |
| GRGG400-500M | Grip Assy, 400-500 Medium |
| GRGG400-500L | Grip Assy, 400-500 Long |
| GRGG400-500XL | Grip Assy, 400-500 Extra Long |
| GRGG600-750XS | Grip Assy, 600-750 Extra Short |
| GRGG600-750S | Grip Assy, 600-750 Short |
| GRGG600-750M | Grip Assy, 600-750 Medium |
| GRGG600-750L | Grip Assy, 600-750 Long |
| GRGG600-750XL | Grip Assy, 600-750 Extra Long |
| GRGG1000XS | Grip Assy, 1000 Extra Short |
| GRGG1000S | Grip Assy, 1000 Short |
| GRGG1000M | Grip Assy, 1000 Medium |
| GRGG1000L | Grip Assy, 1000 Long |
| GRGG1000XL | Grip Assy, 1000 Extra Long |



GREENLEE TEXTRON INC.

Conduit Cutters BX and Flexible

- Use With AC and MC Cable up to 1"
- Adjustable up to 1" outside diameter
- Cuts in seconds with a few quick turns of the crank and an easy twist of the armor
- Convenient under-handle blade storage holds spare blades
- Quick load clamp system makes repeat cuts fast and easy



Item #

GR0952-01

GR1941-1

GREENLEE TEXTRON INC.

LS50L Battery-Powered Knockout Punch Driver

- Capable of punching up to 6" conduit size holes in 14 gauge mild steel and 2" holes in 14 gauge stainless steel
 - Faster cycle times* - cuts holes in 1/2 the time
 - Up to 2X more holes* than conventional battery or hydraulic drivers
 - One trigger controls all tool functions - no additional manual work to punch the hole
 - Senses when the hole is complete and automatically retracts to prevent damage to the punch and die
 - Swivel style head for easier positioning in tight corners and other difficult working areas
 - In-line tool style is lightweight and very easy to control
 - State-of-the-art 18V lithium-ion battery provides 70% more cycles per charge
 - LED indicator provides the operator with the battery charge and tool maintenance status
 - LED work light illuminates dark work areas
 - Over-molded tacky grip areas for a more firm and comfortable hold
 - Smart chargers control the charging current, charging voltage and battery temperature to maximize battery life
 - Uses biodegradable oil, which is better for the environment
- *As compared to similar competitive products



Item #

Desc.

GRLS50L11A Punching Tool Kit - Includes: LS50L Battery Driver, (1) 18V Li-Ion Battery, (1) 120V Battery Charger, (1) Spacer (1924AA), (1) 3/4-16 x 4 Drawstud (31872), (1) 3/8 x 4.8 Drawstud (20963)

GRLS50L11B Punching Tool Kit - Includes: LS50L Battery Driver, (1) 18V Li-Ion Battery, (1) 120V Battery Charger, (1) Spacer (1924AA), (1) 3/4-16 x 4 Drawstud (31872), (1) 3/8 x 4.8 Drawstud (20963), Slugbuster punches and dies for 1/2", 3/4", 1", 1-1/4", 1-1/2" and 2" conduit



CURRENT TOOLS, INC.

Electric Pipe Bender

- To bend 1/2" thru 2" EMT, IMC, Rigid and 40 mil PVC coated conduit
- Powerful motor will make 180° bends on up to 2" rigid conduit
- Rugged and dependable electrical system
- Handle pivots to allow for dogleg bends



Item #

Description

CT77 Bender Only (No Shoes)

CT77RIG Bender with 700R Ridgid Shoes and Accessories

CT77EMT Bender with 700E EMT Shoes and Accessories

CT77IMC Bender with 700I IMC Shoes and Accessories

CT77PVC Bender with 700P 40 mil PVC Coated Shoes and Accessories

CT77COM Bender with 700E, 700I and 700R Shoes and Accessories (EMT,IMC and Ridgid)

CURRENT TOOLS, INC.

1/2"-6" PVC Heater

Auto Rotating

- Drive automatically rotates conduit for even heating
- Durable wheels for maximum mobility
- Double doors allow heating of shorter lengths of PVC conduit with one door open
- 230 vac - 6400 watts - 28 amps
- Stainless steel doors



Item #

CT453

CURRENT TOOLS, INC.

1/2"-4" PVC Heater

- Durable wheels for maximum mobility
- Full length door allows easy loading and removal of PVC conduit
- Manual operation
- 120 vac - 2300 watts - 20 amps
- Highly reflective interior for even heating



Item #

CT451



CURRENT TOOLS, INC.

PVC Heating Blankets

- Fast, economical way to heat PVC Conduit for bending
- Contains built-in stiffeners to hold blanket tightly against conduit surfaces
- Straps hold blanket in place while heating
- All models are 120 vac



| Item # | Description | Watts | Amps |
|--------|---------------------|-------|------|
| CT441 | 1/2"-1 1/2" Blanket | 300 | 2.50 |
| CT442 | 2"-3" Blanket | 690 | 5.75 |
| CT443 | 3 1/2"-4" | 1,120 | 9.33 |

CURRENT TOOLS, INC.

1/2"-4" Drill Driven Punch Driver Knockout Set

Piece Maker™

- Punch up to a 2" conduit size hole in a maximum of 10 gauge mild steel
- No hydraulic oil
- Punches designed to split the slugs into two pieces for easy removal
- High strength steel punches for long life
- Recommended drill: Minimum 18v. 1/2" cordless drill (not included)

Includes: Punch Driver, 3/8" nut driver, 3/8" draw stud, 3/4" draw stud, short spacer, 1/2" punch and die, 3/4" punch and die, 1" punch and die, 1-1/4" punch and die, 1-1/2" punch and die, 2" punch and die, carrying case



Item #
CT162PM

CURRENT TOOLS, INC.

1/2"-2" Ratchet Knockout Set

Piece Maker™

- Features Piece Maker™ punches
- 1" hex ratchet wrench fits both 3/8" and 3/4" draw bolts
- Heavy duty plastic carrying case
- Designed to punch a maximum of 10 gauge (.134") mild steel
- Includes: 1/2", 3/4", 1", 1-1/4", 1-1/2" and 2" punches and dies, 3/8" x 1 5/8" draw bolt, 3/8" x 1 5/8" draw bolt, 1" ratchet wrench and plastic case



Item #
CT157PM

CURRENT TOOLS, INC.

Screw Type Reel Stand

- All steel construction
- Wide base for added stability
- Adjustment pins wired to stands
- Roller heads have self-lubricating bearings



| Item # | Description | Capacity | Height |
|--------|------------------------------|--------------------------------------|---------|
| CT660 | Small Screw Type Reel Stand | 2,500 lb. ea., 28"-56" Reel Diameter | 13"-27" |
| CT670 | Medium Screw Type Reel Stand | 2,500 lb. ea., 46"-96" Reel Diameter | 21"-54" |

CURRENT TOOLS, INC.

Reel Stand Spindle

- For use with model 660 or 670 reel stands
- Groove on each end keeps spindle in place on stand



| Item # | Diameter (in.) | Length (in.) | Capacity (lbs.) |
|--------|----------------|--------------|-----------------|
| CT661 | 2 3/8 | 62 | 5,000 |

CURRENT TOOLS, INC.

Tray-Type Sheaves

- 5" aluminum sheave with self lubricating bearings



| Item # | Desc. |
|---------|---------------------------------|
| CT951TR | Small Tray-Type Sheave/12" Long |

CURRENT TOOLS, INC.

Hook-Type Sheaves

8,000 lb. Capacity



| Item # | Desc. |
|--------|-----------------------------|
| CT812 | 12" Diameter HD hook sheave |
| CT818 | 18" Diameter HD hook sheave |

CURRENT TOOLS, INC.

Radius-Type Sheaves

4,000 lbs. Capacity

- Aluminum sheaves 5" wide



| Item # | Desc. |
|---------|-----------------------------------|
| CT12036 | 36" Radius Sheaves with 9 Sheaves |



CURRENT TOOLS, INC.
Conduit Rack

- For organizing conduit or pipe
- 7 spaces for sorting
- Arms fold down to save space
- Provided with large 6" casters; 2 swivel and 2 fixed
- 1000 lb. capacity



Item #

CT505



BURNDY
**Battery Actuated
Crimper**

Battery actuated 12 ton crimp tool with covered head, (2) 18 volt Li-ion batteries, 120 V-AC charger, lanyard and carry case.



Item #

BUPAT750C-LI

BURNDY
**Battery Actuated
Crimper**

Battery actuated 11 ton dieless crimp tool with (2) 18 Volt Li-ion batteries, 120 V-AC charger, lanyard and carry case.



Item #

BUPAT644-LI

BURNDY
Battery Actuated Crimps

Battery actuated 15 ton crimp tool with covered head, (2) 18 Volt Li-ion batteries, 120 V-AC charger, lanyard and carry case.



Item #

BUPAT46C-LI

BURNDY
**Hydraulic
Dieless Crimper**

**18 Volt
Patriot®**



- True, one-handed operation for advance, retract, and hold
- 11-ton output force
- State of the art crimping head design, 360° head rotation
- Audible "pop-off" and Green indicator indicates properly completed crimps
- Ergonomically balanced tool design
- Durable high impact formed carrying case

Item #

BUPAT644XT18V

BURNDY
**Hydraulic
Dieless Crimper**

**18 Volt
Patriot®**



- Dieless installation system
- UL Listed and CSA Certified with Range Taking Capabilities
- 6 tons output force
- Audible pressure "pop-off" valve and die embossment providing 360° inspectability
- Ergonomic design allows one hand operation for ram advance and ram retraction
- 360° head rotation
- Ram holds position when trigger is released

Item #

BUPAT81KFT18V

BURNDY
**Hydraulic Crimper
18 Volt
Patriot®**



- True, one-handed operation for advance, retract, and hold
- 12-ton output force
- State of the art crimping head design, 360° head rotation
- Audible "pop-off" and Green indicator indicates properly completed crimps
- Ergonomically balanced tool design
- Durable high impact formed carrying case

Item #

BUPAT750XT18V



BURNDY

Dies

- U-dies for grounding applications
- Single and twin crimp styles



Item

BUPU998

BUU1011

BUU997

BURNDY

U Die Kits

- Each UDIEKITCU and UDIEKITAL die kit includes 15 sets of "U" dies and the PT29291 die case. These stainless steel color coded dies are for crimping BURNDY YA, YS, YA-A, and YS-A type HYLUG and HYLINK color coded terminals and splices ranging from #6 AWG through 750 kcmil.
- The UDIEKITHYGRD kit includes eight die sets. Seven die sets are used to install the BURNDY HYGROUND irreversible compression grounding connectors, and the U2CABT die set for pre-criming 1/2", 5/8", and 3/4" ground rods for increased rotational resistance.
- BURNDY "U" dies are used in the Y35, Y39, Y750 series, PAT750-18V series, Y46, and PAT46-18V (with PUADP-1 adapter) tools.



Item # Wire Size

BUUDIEKITHYGRD Includes

BUUC

BUUO

BUU997

BUPU998

BUU1011

BUU1104

BUU1105

BUU2CABT

BUPU29291

BUUDIEKITCU Includes

BUU5CRT #6 AWG

BUU4CRT #4 AWG

BUU2CRT #2 AWG

BUU1CRT-1 #1 AWG

BUU25RT 1/0 AWG

BUU26RT 2/0 AWG

BUU27RT 3/0 AWG

BUU28RT 4/0 AWG

BUU29RT 250 kcmil

BUU30RT 300 kcmil

BUU31RT 350 kcmil

BUU32RT 400 kcmil

BUU34RT 500 kcmil

BUU36RT 600 kcmil

BUU39RT 750 kcmil

Item # Wire Size

BUPU29291 Die Cast

BUUDIEKITAL Includes

BUU6CABT #6 AWG

BUU4CABT #4 AWG

BUU2CABT #2 AWG

BUU1CART #1 AWG

BUU25ART 1/0 AWG

BUU26ART 2/0 AWG

BUU27ART 3/0 AWG

BUU28ART 4/0 AWG

BUU29ART 250 kcmil

BUU30ART 300 kcmil

BUU31ART 350 kcmil

BUU32ART 400 kcmil

BUU34ART 500 kcmil

BUU36ART 600 kcmil

BUU39ART-2 750 kcmil

BUPU29291 Die Cast

BURNDY

Hydraulic

Self-Contained Cutter

18 Volt

Patriot®



- Advance design high-speed pump completes tough cuts faster
- Ergonomic design allows one hand operation
- 180° head rotation
- Mechanical ram release
- Operates on 18 volt Ni-MH batteries
- Durable high impact formed carrying case
- Capable of cutting up to 1.29" diameter copper and aluminum cable, 1113 ACSR, 5/8" ground rod, 1/2" rebar, 5/8" diameter soft steel bolts, up to 1/2" standard guy strand, and up to 3/8" EHS guy strand

Item

BUPATCUT129ACSR18V

BURNDY

Hydraulic

Self-Contained Cutter

18 Volt

Patriot®




- Advance design high-speed pump completes tough cuts faster
- Ergonomic design allows one hand operation
- 180° head rotation
- Mechanical ram release
- Operates on 18 volt Ni-MH batteries
- Durable high impact formed carrying case
- Capable of cutting up to 2.45" diameter copper and aluminum cable. Do not use to cut steel, ground rod, rebar or guy wire


Item

BUPATCUT245CUAL18V

CADWELD® & Grounding Products



CADWELD® Connections



Ground Rods



Ground Enhancement Material



ERICO

ERICO/CADDY GY Mold Cadweld

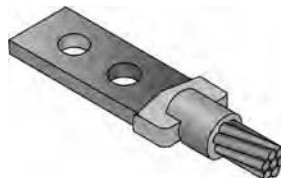


- The two-piece GY mold lets you make connections in a trench in about half the time it would take with compression connections or other exothermic connections and at a fraction of the cost
- Ergonomic two-piece molds use standard L160 and L159 handle clamps-the same clamps you use with other Cadweld® molds
- Saves labor costs; a GY connection can be made by one person in about one minute-much faster than other methods
- Includes a new baffle mold cover which reduces emissions and extends the handle clamp life
- Available with wear plates

| Item # | Mold Part Number | Copper Clad Ground Rod (Run) (in.) | Conductor Size (Tap) |
|--------------|------------------|------------------------------------|----------------------|
| CD115PLUSF20 | GY R142C | 1/2 | 1/0 CONC |
| CD115PLUSF20 | GY R142G | 1/2 | 2/0 CONC |
| CD150PLUSF20 | GY R142L | 1/2 | 3/0 CONC |
| CD150PLUSF20 | GY R142Q | 1/2 | 4/0 CONC |
| CD150PLUSF20 | GY R142V | 1/2 | 250 CONC |
| CD90PLUSF20 | GY R161T | 5/8 | 2 SOL |
| CD90PLUSF20 | GY R161V | 5/8 | 2 CONC |
| CD115PLUSF20 | GY R162C | 5/8 | 1/0 CONC |
| CD115PLUSF20 | GY R162G | 5/8 | 2/0 CONC |
| CD150PLUSF20 | GY R162L | 5/8 | 3/0 CONC |
| CD150PLUSF20 | GY R162Q | 5/8 | 4/0 CONC |
| CD150PLUSF20 | GY R162V | 5/8 | 250 CONC |
| CD250PLUSF20 | GY R163D | 5/8 | 350 CONC |
| CD400PLUSF20 | GY F163Q | 5/8 | 500 CONC |
| CD90PLUSF20 | GY R181T | 3/4 | 2 SOL |
| CD90PLUSF20 | GY R181V | 3/4 | 2 CONC |
| CD115PLUSF20 | GY R182C | 3/4 | 1/0 CONC |
| CD115PLUSF20 | GY R182G | 3/4 | 2/0 CONC |
| CD150PLUSF20 | GY R182L | 3/4 | 3/0 CONC |
| CD150PLUSF20 | GY R182Q | 3/4 | 4/0 CONC |
| CD200PLUSF20 | GY R182V | 3/4 | 250 CONC |
| CD300PLUSF20 | GY R283D | 3/4 | 350 CONC |
| CD500PLUSF20 | GY F183Q | 3/4 | 500 CONC |

ERICO/CADDY Lug Cadweld

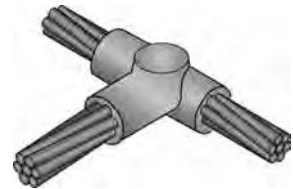
- Cable to lug or bus bar



| Item # | Run Size (in.) | Tap Size |
|------------|-----------------|--------------------|
| CDLAC-2QEK | 1/4 x 3 Lug/Bus | 4/0 Concentric |
| CDLAC-3QEH | 1/4 x 2 Lug/Bus | 500 KCM Concentric |

ERICO/CADDY TA Connection Cadweld


- Connection Type: TA
- Mold Family: Cable to cable
- Mold Type: Standard mold
- Ease of Use: Preferred



| Item # | Run Family | Run Size | Tap Family | Tap Size |
|------------|----------------------|--------------------|----------------------|-------------------|
| CDTAC-2S1K | Copper Ropelay | 4/0 Ropelay | Copper Solid | #4 Solid |
| CDTAC-4L2Q | Copper Concentric | 750 KCM Concentric | Copper Concentric | 4/0 Concentric |
| CDTAC-9J9J | Copper weld Stranded | 19/#6 Copper weld | Copper weld Stranded | 19/#6 Copper weld |

ERICO/CADDY Parallel Horizontal Conductors

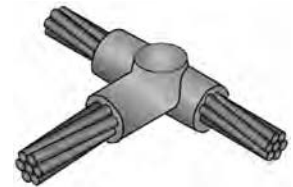
- Parallel through connection of horizontal cables



| Item # | Cable Size Run | Cable Size Tap | Weld Metal |
|------------|----------------|----------------|------------|
| CDPTC-1T1T | 2 SOL | 2 SOL | 65 |

ERICO/CADDY Horizontal Tee Cables

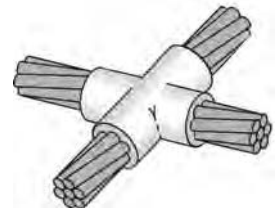
- Tee of horizontal run and tap cables



| Item # | Cable Size Run | Cable Size Tap | Weld Metal |
|------------|----------------|----------------|------------|
| CDTAC-1T1T | 2 SOL | 2 SOL | 45 |
| CDTAC-1V1L | 2 | 4 | 45 |
| CDTAC-2C2C | 1/0 | 1/0 | 90 |
| CDTAC-2G2G | 2/0 | 2/0 | 90 |
| CDTAC-2Q2Q | 4/0 | 4/0 | 150 |
| CDTAC-2Q2G | 4/0 | 2/0 | 90 |
| CDTAC-2V2G | 250 | 2/0 | 90 |

ERICO/CADDY Horizontal X Cables

- Cross of horizontal cables, tap cable cut-cables in same plane

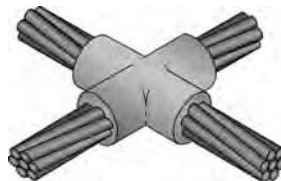


| Item # | Cable Size Run | Cable Size Tap | Weld Metal |
|------------|----------------|----------------|------------|
| CDXAC-2Q2Q | 4/0 | 4/0 | 200 |

ERICO

ERICO/CADDY
XA Connector
Cadweld

- Cable to cable

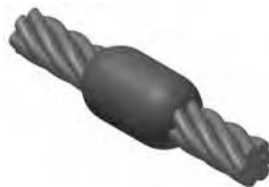


| Item # | Run Size | Tap Size | Weld Metal |
|------------|----------|----------|------------|
| CDXAC-2L2L | 3/0 | 3/0 | 150 |

ERICO/CADDY
Horizontal Splices
Cadweld

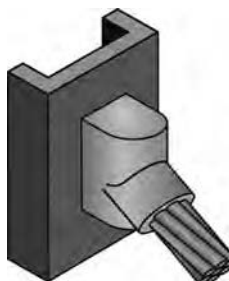
- Splice of horizontal cables

| Item # | Cable Size | Weld Metal |
|----------|------------|------------|
| CDSSC-2G | 2/0 | 65 |
| CDSSC-2L | 3/0 | 90 |
| CDSSC-2Q | 4/0 | 90 |



ERICO/CADDY
VS Connector
Cadweld

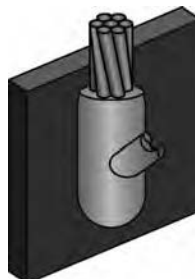
- Cable to steel or pipe



| Item # | Cable Size | Pipe Size (in.) | Weld Metal |
|--------------|------------|-----------------|------------|
| CDVSC-1T | #2 sol. | | #45 |
| CDVSC-1T-V3C | #2 sol. | 1 1/2 - 4 | #45 |
| CDVSC-2G | 2/0 | | #90 |
| CDVSC-2L-V3C | 3/0 | 2 - 4 | #115 |
| CDVSC-2Q | 4/0 | | #115 |
| CDVSC-3Q | 500 | | #200 |

ERICO/CADDY
VF Connector
Cadweld

- Cable to steel or pipe

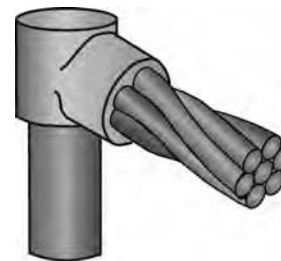


| Item # | Cable Size | Pipe Size (in.) | Weld Metal |
|--------------|------------|-----------------|------------|
| CDVFC-1T-V3C | #2 sol. | 2 - 4 | #65 |

ERICO/CADDY
3/4 Ground Rod

3/4" Cooper Bonded Rod
Cadweld

- Cable to ground rods or other rounds



| Item # | Cable | Weld Metal |
|------------|-------|------------|
| CDGRC-182Q | 4/0 | #90 |

ERICO/CADDY
5/8 Ground Rod
Cadweld

- Cable to ground rods or other rounds



| Item # | Cable | Weld Metal |
|------------|-------|------------|
| CDNCR-162G | 2/0 | #200 |

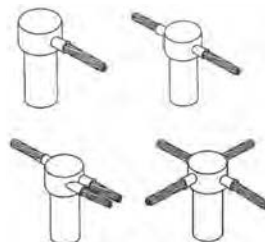
ERICO/CADDY
Ground Rod Cables

- Through cable to top of ground rod
- Connections are for concentric strand copper cable unless otherwise noted



| Item # | Ground Rod Size (in.) | Cable Size | Weld Metal |
|------------|-----------------------|------------|------------|
| CDGTC-161T | 5/8 | 2 SOL | 90 |
| CDGTC-161V | 5/8 | 2 | 90 |
| CDGTC-162G | 5/8 | 2/0 | 115 |
| CDGTC-162Q | 5/8 | 4/0 | 115 |
| CDGTC-182Q | 3/4 | 4/0 | 115 |

ERICO/CADDY
Ground Rod Cables
One-Shot™



| Item # | Conductor Solid | Conductor Stranded | Rod Size (in.) | UoM |
|------------|-----------------|--------------------|----------------|-----|
| CDGT1-161V | 1,2 | 2,3 | 5/8 | Ea |
| CDNT1-161V | 1,2 | 2,3 | 5/8 | Ea |


ERICO

ERICO/CADDY

Cadweld® Plus One Shot Single-use Cadweld

- Easy-to-use electronic ignition; no starting material
- Durable disposable ceramic body eliminates the graphite mold and frame
- The Cadweld® Plus One Shot is ideal for making permanent reliable connections to ground rods for electrical transmission and distribution, telecommunications and cable television applications



| Item # | Ground Rod Size (in.) | Concentric Conductor SOL | Concentric Conductor STR | Metric Conductor (sq. mm) |
|--------|-----------------------|-----------------------------|-----------------------------|------------------------------|
|--------|-----------------------|-----------------------------|-----------------------------|------------------------------|

Type: GR

| | | | | |
|---------------|-----|----------|--------|-------|
| CDGR1141GPLUS | 1/2 | 6, 8 | 8 | 8-10 |
| CDGR1141LPLUS | 1/2 | 3, 4 | 4, 6 | 14-22 |
| CDGR1141VPLUS | 1/2 | 1, 2 | 2, 3 | 30-38 |
| CDGR1161GPLUS | 5/8 | 6, 8 | 8 | 8-10 |
| CDGR1161LPLUS | 5/8 | 3, 4 | 4, 6 | 14-22 |
| CDGR1161VPLUS | 5/8 | 1, 2 | 2, 3 | 30-38 |
| CDGR1162CPLUS | 5/8 | 2/0, 1/0 | 1/0, 1 | 50-60 |
| CDGR1162GPLUS | 5/8 | | 2/0 | 70 |
| CDGR1162QPLUS | 5/8 | | 4/0 | |
| CDGR1181GPLUS | 3/4 | 6, 8 | 8 | 8-10 |
| CDGR1181LPLUS | 3/4 | 3, 4 | 4, 6 | 14-22 |
| CDGR1181VPLUS | 3/4 | 1, 2 | 2, 3 | 30-38 |
| CDGR1182CPLUS | 3/4 | 2/0, 1/0 | 1/0, 1 | 50-60 |
| CDGR1182GPLUS | 3/4 | | 2/0 | 70 |
| CDGR1182QPLUS | 3/4 | | 4/0 | |

Type: GT

| | | | | |
|---------------|-----|----------|--------|-------|
| CDGT1141GPLUS | 1/2 | 6, 8 | 8 | 8-10 |
| CDGT1141LPLUS | 1/2 | 3, 4 | 4, 6 | 14-22 |
| CDGT1141VPLUS | 1/2 | 1, 2 | 2, 3 | 30-38 |
| CDGT1161GPLUS | 5/8 | 6, 8 | 8 | 8-10 |
| CDGT1161LPLUS | 5/8 | 3, 4 | 4, 6 | 14-22 |
| CDGT1161VPLUS | 5/8 | 1, 2 | 2, 3 | 30-38 |
| CDGT1162CPLUS | 5/8 | 2/0, 1/0 | 1/0, 1 | 50-60 |
| CDGT1162GPLUS | 5/8 | | 2/0 | 70 |
| CDGT1181GPLUS | 3/4 | 6, 8 | 8 | 8-10 |
| CDGT1181LPLUS | 3/4 | 3, 4 | 4, 6 | 14-22 |
| CDGT1181VPLUS | 3/4 | 1, 2 | 2, 3 | 30-38 |
| CDGT1182CPLUS | 3/4 | 2/0, 1/0 | 1/0, 1 | 50-60 |
| CDGT1182GPLUS | 3/4 | | 2/0 | 70 |


Type: NT

| | | | | |
|---------------|-----|------|------|-------|
| CDNT1141GPLUS | 1/2 | 6, 8 | 8 | 8-10 |
| CDNT1141LPLUS | 1/2 | 3, 4 | 4, 6 | 14-22 |
| CDNT1141VPLUS | 1/2 | 1, 2 | 2, 3 | 30-38 |
| CDNT1161GPLUS | 5/8 | 6, 8 | 8 | 8-10 |
| CDNT1161LPLUS | 5/8 | 3, 4 | 4, 6 | 14-22 |
| CDNT1161VPLUS | 5/8 | 1, 2 | 2, 3 | 30-38 |
| CDNT1181GPLUS | 3/4 | 6, 8 | 8 | 8-10 |
| CDNT1181LPLUS | 3/4 | 3, 4 | 4, 6 | 14-22 |
| CDNT1181VPLUS | 3/4 | 1, 2 | 2, 3 | 30-38 |

ERICO

ERICO/CADDY Weld Metals

CADWELD Weld Metal is a mixture of copper oxide and aluminum, packaged by size in plastic tubes. Each tube contains the starting material at the bottom of the plastic tube, with the weld metal on top. These materials are not explosive and not subject to spontaneous ignition. These containers are



packaged in boxes along with metal disks. Each weld uses one disk. Weld Metals are used for grounding connections: F20 or standard weld metal is used for all grounding connections with the exception of those to cast iron or to load bearing rail. The standard weld metal containers have clear (or natural) caps. Standard weld metal is also used with most FX molds. Package: Foil pouch

Item

CD25
CD32
CD45
CD65
CD90
CD115
CD150
CD200
CD250
CD500

ERICO/CADDY Handle Clamps

- For C price key molds



Item

CDL-160

ERICO/CADDY Flint Igniters

Cadweld flint igniters are used to ignite the starting material when making a Cadweld connection. An igniter is included with each handle clamp or frame. T320A Replacement flints are also available.



| Item # | Desc. |
|---------|---------------|
| CDT320 | Flint Igniter |
| CDT320A | Repl. Flints |

ERICO/CADDY Weld Metals

- The CADWELD PLUS System offers all the benefits of conventional CADWELD connections
- Consists of a tamper proof, disposable, moisture resistant welding material cup. The welding material, disk and ignition source are incorporated into the self-contained package
- Color coded welding material reduces risk of misapplication and gives a simple visual verification of the correct welding material size
- Electronic Control Unit means no starting material is required and makes ignition very easy
- Six foot control unit lead gives increased flexibility in hard to reach areas



Item

CD25PLUSF20
CD32PLUSF20
CD45PLUSF20
CD65PLUSF20
CD90PLUSF20
CD115PLUSF20
CD150PLUSF20
CD200PLUSF20
CD250PLUSF20

ERICO/CADDY Cadweld® Plus

Ignitor Control Unit Cadweld

Item

CDPLUSCU



ERICO/CADDY Mold Sealers

- Cadweld Mold Sealer is ideal for sealing hot or cold molds to retard leakage from large stranded conductors

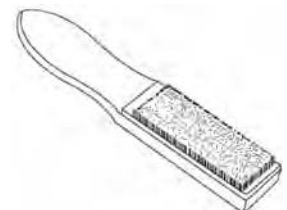


Item

CDT403

ERICO/CADDY Cable Cleaning Brushes

- Card cloth brush



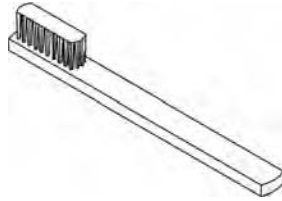
Item

CDT313

ERICO

ERICO/CADDY Mold Cleaning Brushes

- Mold cleaning brush is very useful for removing slag from molds - especially vertical split molds



Item #

CDT394

ERICO/CADDY Cable Cleaning Brushes


- Cable cleaning brush cleans any conductor and is especially useful for coarse or very dirty conductors



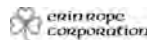
Item #

CDT-314

ERICO/CADDY Ground Rods



| Item # | Description |
|----------|--------------------------|
| CD815880 | 5/8"x8' Galvanized Steel |
| CD613480 | 3/4"x 8' Copper Clad |



ERIN ROPE CORPORATION Pulling Tapes

Woven Polyester

- Low stretch, high strength, sequentially footage marked pulling tape
- Measure and pull with same product



| Item # | Width (in.) | Approx. Tensile Strength (lbs.) | Length (ft.) |
|--------------|-------------|---------------------------------|--------------|
| ERWP12503000 | 1/2 | 1250 | 3,000 |
| ERWP18003000 | 3/8 | 1800 | 3,000 |
| ERWP25003000 | 3/4 | 2500 | 3,000 |

ERIN ROPE CORPORATION Pulling Rope Composite Double Braid

- High tensile low stretch polyester double braided pulling rope with factory spliced pulling eyes at each end
- Items listed are 600' (also available in 1200')



| Item # | Dia (in.) | Min. Break Strength (lbs.) |
|-------------|-----------|----------------------------|
| ERCDB160600 | 1/2 | 9,500 |
| ERCDB240600 | 3/4 | 26,000 |
| ERCDB280600 | 7/8 | 32,000 |

ERIN ROPE CORPORATION Manila Rope 3 Strand Natural Fiber

- The strongest of all natural fiber ropes
- Premium grade with 36 minimum becker value
- Items listed are 600' (additional lengths available)



| Item # | Dia (in.) | Min. Break Strength (lbs.) |
|-------------|-----------|----------------------------|
| ERTWM160600 | 1/2 | 2,385 |
| ERTWM200600 | 5/8 | 3,960 |

ERIN ROPE CORPORATION Conduit Measuring Tape

- Sequential footage marks from 1-3,000 ft.
- Allows for fishing and measuring conduit runs in one easy step



| Item # | Width (in.) | Min. Tensile Strength (lbs.) | Length (ft.) |
|------------|-------------|------------------------------|--------------|
| ERPCMT3000 | 1/4 | 130 | 3,000 |

ERIN ROPE CORPORATION Premium Braided Nylon Twine Mason Line

- High quality braided twine, will not unravel after multiple uses
- Size - #18, Length 1000'
- Min. Break Strength 157 lbs.



| Item # | Color |
|-------------|--------------------|
| ERBSTFG1000 | Fluorescent Green |
| ERBSTFO1000 | Fluorescent Orange |
| ERBSTFP1000 | Fluorescent Pink |
| ERBSTFY1000 | Fluorescent Yellow |



LOUISVILLE LADDER CORP.
Fiberglass Step Ladders

Type IA 300 Lb. Rated
FS1500 Series

- ProTop™ is versatile and durable
- Heavy duty bottom back brace provides additional strength
- Slip Resistant Rubber Feet



| Item # | Size (ft.) | Bottom Wdth. (in.) | Approx. Spread (in.) | Approx. Wt. (lbs.) |
|----------|------------|--------------------|----------------------|--------------------|
| LOFS1502 | 2 | 17 | 18¼ | 8 |
| LOFS1503 | 3 | 18¾ | 23 | 12 |
| LOFS1504 | 4 | 18¾ | 28 | 14 |
| LOFS1505 | 5 | 20¾ | 34 | 17 |
| LOFS1506 | 6 | 21¾ | 40 | 20 |
| LOFS1508 | 8 | 25¼ | 52¼ | 26 |
| LOFS1510 | 10 | 27¾ | 65 | 34 |
| LOFS1512 | 12 | 30¾ | 78 | 47 |

LOUISVILLE LADDER CORP.
Fiberglass Step Ladders

Type IAA 375 Lb. Rated
Brute™

- ProTop™ is versatile and durable
- Insider spreader braces
- Wide back braces



| Item # | Size (ft.) | Bottom Width (in.) | Approx. Spread (in.) | Approx. Wt. (lbs.) |
|------------|------------|--------------------|----------------------|--------------------|
| LOFS1404HD | 4 | 18¾ | 28 | 15 |
| LOFS1406HD | 6 | 21¾ | 40 | 21 |
| LOFS1408HD | 8 | 24¾ | 52 | 28 |
| LOFS1410HD | 10 | 27¾ | 65 | 34 |
| LOFS1412HD | 12 | 30¾ | 78 | 51 |

LOUISVILLE LADDER CORP.
Twin Front Step Stools

Type IAA 375 Lb. Rated



| Item # | Material | Size (ft.) | Approx. Wt. (lbs.) |
|-------------|------------|------------|--------------------|
| LOL-3433-02 | Fiberglass | 2' | 10.58 |
| LOL2433-02 | Aluminum | 2' | 10.58 |



Fiberglass Stepladder
Type T1AA 500lb. Rated

- Metal top complete with tool slots and magnet
- Wrap-around internal spreaders for strength and durability
- 25% greater step surface (step surface is 3.75" vs. 3" industry standard)
- Impact Absorption System protects against damage
- Heavy-duty boot with maximum slip-resistant surface area



| Item # | Height (ft.) | Bottom Width (in.) | Approx. Spread (in.) | Approx. Weight (lbs.) |
|--------------|--------------|--------------------|----------------------|-----------------------|
| DTDXL3810-06 | 6 | 24.31 | 42 | 27.7 |
| DTDXL3810-08 | 8 | 27.63 | 56.25 | 37.5 |



LOUISVILLE LADDER CORP.
Twin Platform Ladders

Type IA 300 lb. Rated

- 4C indicates models with 4 casters
- Available in non-conductive fiberglass or heavy duty aluminum
- Equipped with Da Boot™ for slip resistant footing and heavy steel hinges



| Item # | Material | Height to Platform (ft.) | Approx. Wt. (lbs.) |
|--------------|------------|--------------------------|--------------------|
| LOFMP1504 | Fiberglass | 4 | 34.87 |
| LOFMP1506 | Fiberglass | 6 | 55.72 |
| LOFMP1508 | Fiberglass | 8 | 76.53 |
| LOFMP1510 | Fiberglass | 10 | 97.42 |
| LOFMP1504-4C | Fiberglass | 4 | 41.70 |
| LOFMP1506-4C | Fiberglass | 6 | 62.55 |
| LOFMP1508-4C | Fiberglass | 8 | 83.40 |
| LOFMP1510-4C | Fiberglass | 10 | 104.24 |
| LOAMP1004 | Aluminum | 4 | 26.61 |
| LOAMP1006 | Aluminum | 6 | 37.63 |
| LOAMP1008 | Aluminum | 8 | 53.08 |
| LOAMP1010 | Aluminum | 10 | 68.63 |
| LOAMP1004-4C | Aluminum | 4 | 34.10 |
| LOAMP1006-4C | Aluminum | 6 | 45.13 |
| LOAMP1008-4C | Aluminum | 8 | 60.58 |
| LOAMP1010-4C | Aluminum | 10 | 76.12 |



LOUISVILLE LADDER CORP.

MRI-Safe Twin Front Ladders

Type IAA 375lb. Rated

MR Conditional

Non-clinical testing demonstrated that these products are MR Conditional and can be used in the MRI environment according to the following conditions:

- Static magnetic field of 3-Tesla or less
 - Spatial gradient magnetic field of 720-Gauss/cm or less
- IMPORTANT NOTE:** This product is intended for use Inside of the MRI environment (e.g., in the MR system room, close to the scanner). However, the ladder is not intended to be utilized directly inside of the MR system (e.g., inside of the bore of the scanner), itself. As such, the assessment of magnetic field interactions for this product specifically involved a qualitative evaluation of translational attraction in relation to exposure to a 3-Tesla MR system.



| Item # | Size | Type |
|---------------|------|------------|
| LOL-3431-06MR | 6' | Fiberglass |
| LOL-3431-08MR | 8' | Fiberglass |
| LOL-2431-06MR | 6' | Aluminum |
| LOL-2431-08MR | 8' | Aluminum |

LOUISVILLE LADDER CORP. Fiberglass Twin Front Ladders

Type IAA 300 Lb. Rated FM1500 Series

- Each side is designed to support one person including materials up to 300 lbs.
- Total combined weight on ladder must not exceed 600 lbs. (300 lbs. per side)



| Item # | Size (ft.) | Bottom Width (in.) | Approx. Spread (in.) | Approx. Wt. (lbs.) |
|----------|------------|---------------------------------|----------------------------------|--------------------|
| LOFM1504 | 4 | 19 ⁹ / ₁₆ | 37 ¹ / ₂ | 19 |
| LOFM1505 | 5 | 21 ¹ / ₁₆ | 44 ⁷ / ₈ | 22 |
| LOFM1506 | 6 | 22 ⁹ / ₁₆ | 52 ⁵ / ₁₆ | 27 |
| LOFM1507 | 7 | 24 ¹ / ₁₆ | 59 ¹¹ / ₁₆ | 30 |
| LOFM1508 | 8 | 25 ⁹ / ₁₆ | 67 ¹ / ₈ | 34 |
| LOFM1510 | 10 | 28 ⁹ / ₁₆ | 81 ¹⁵ / ₁₆ | 44 |
| LOFM1512 | 12 | 31 ¹ / ₁₆ | 96 ³ / ₄ | 62 |

LOUISVILLE LADDER CORP.

Fiberglass Twin Front Ladders Type IAA 375 Lb. Rated

FM1400 Series

- Thick non-marring slip resistant footing
- Heavy double gusset bracing
- Each side is designed to support one person including materials up to 375 lbs.
- Total combined weight on ladder must not exceed 750 lbs. (375 lbs. per side)



| Item # | Size (ft.) | Bottom Width (in.) | Approx. Spread (in.) | Approx. Wt. (lbs.) |
|------------|------------|--------------------------------|----------------------|--------------------|
| LOFM1414HD | 14 | 34 ³ / ₄ | 113 | 84 |
| LOFM1416HD | 16 | 37 ³ / ₄ | 128 | 100 |

LOUISVILLE LADDER CORP.

Tripod Ladders

Type IA 300 Lb. Rated

FT1000 Series

- Full metal boot, aluminum angle feet with thick slip resistant rubber tread



| Item # | Size (ft.) | Bottom Width (in.) | Approx. Spread (in.) | Approx. Wt. (lbs.) |
|----------|------------|----------------------------------|----------------------|--------------------|
| LOFT1004 | 4 | 32 ¹ / ₂ | 35 | 17 |
| LOFT1005 | 5 | 34 | 35 | 20 |
| LOFT1006 | 6 | 35 ¹ / ₂ | 41 | 24 |
| LOFT1007 | 7 | 40 ¹¹ / ₁₆ | 48 | 27 |
| LOFT1008 | 8 | 42 ³ / ₁₆ | 54 | 31 |
| LOFT1010 | 10 | 52 ¹ / ₄ | 66 | 44 |
| LOFT1012 | 12 | 55 ¹ / ₄ | 78 | 53 |

LOUISVILLE LADDER CORP.

Fiberglass Extension Ladders

Type IA 300 Lb. Rated

FE3200 Series

- Flat top, D-shape provides greater standing area
- Fully serrated for slip-resistant surface



| Item # | Total Lgth. (ft.) | Lgth. Ea. Section (ft.) | Max. Extended Lgth. (ft.) | Approx. Wt. (lbs.) |
|----------|-------------------|-------------------------|---------------------------|--------------------|
| LOFE3216 | 16 | 8 | 13 | 35 |
| LOFE3220 | 20 | 10 | 17 | 43 |
| LOFE3224 | 24 | 12 | 21 | 50 |
| LOFE3228 | 28 | 14 | 25 | 57 |
| LOFE3232 | 32 | 16 | 29 | 68 |



LOUISVILLE LADDER CORP.
Fiberglass Extension Ladders

Type IA, 300 Lb. Rated
FE 7200 Series

- Tempered, serrated aluminum D-rungs provide for a slip-resistant surface



| Item # | Total Length (ft.) | Length Ea. Section (ft.) | Max Ext. Length (ft.) | Approx. Wt. (lbs.) |
|----------|--------------------|--------------------------|-----------------------|--------------------|
| LOFE7236 | 36 | 18 | 32 | 110 |
| LOFE7240 | 40 | 20 | 35 | 117 |

LOUISVILLE LADDER CORP.
Aluminum Extension Ladders
Type IA 300 Lb. Rated
AE2000 Series

- Tempered, serrated aluminum D-rungs provide for a slip-resistant surface



| Item # | Total Lgth. (ft.) | Lgth. Ea. Section (ft.) | Max. Extended Lgth. (ft.) | Approx. Wt. (lbs.) |
|----------|-------------------|-------------------------|---------------------------|--------------------|
| LOAE2216 | 16 | 8 | 13 | 30 |
| LOAE2220 | 20 | 10 | 17 | 37 |
| LOAE2224 | 24 | 12 | 21 | 42 |
| LOAE2228 | 28 | 14 | 25 | 55 |
| LOAE2232 | 32 | 16 | 29 | 62 |
| LOAE2240 | 40 | 20 | 35 | 82 |

LOUISVILLE LADDER CORP.
Ladder Stabilizers
Ladder Pro™

- Fits extension and single ladders with rail up to 4"x1-3/4"
- Holds ladder 12" from wall and spans 48" to clear most windows
- Attach with 2 U-bolts and feature replaceable extra heavy duty rubber tips



Item #
LOLP-2200-00

LOUISVILLE LADDER CORP.
Adjustable Stabilizer
Ladder Pro™

- Fits extension and single ladders with rail up to 4"x1-3/4"
- Aluminum bracket with vertical adjustments hold ladder from 13" to 25" from wall and spans 48" to clear most windows
- Attach with 2 U-bolts and feature replaceable extra heavy duty rubber tips



Item #
LOLP-2210-00

LOUISVILLE LADDER CORP.
Pro-Guards
Ladder Pro™

- Fits most fiberglass and aluminum extension and single ladders



Item #
LOLP-5510-00

LOUISVILLE LADDER CORP.
Ladder Leveler

- Features plated steel construction and a safety guard to protect from accidental release
- Maximum differential of 15"
- Ideal for using on extension or straight ladders on uneven surfaces



Item #
LOLP-2300-00



GUARDIAN FALL PROTECTION
Basemate Ladder Stabilizer

- Cuts the risk of falls by allowing ladders to remain stable on uneven ground
- Easily attaches to the bottom of any standard ladder
- Wide base gives added support/stability to extension ladders
- Exceeds Grade 1 and to Type 1A ladder requirements by 20%
- Weight tested to 1,200 lbs.
- Made of hardened steel
- Patented triple action locking system with one foot operation (patented design)
- Installation to most fiberglass, aluminum and wood extension ladders (12" to 20" rung width)
- Adds less than 12 lbs. to the base of the ladder



Item # Part #
GU02475 02475

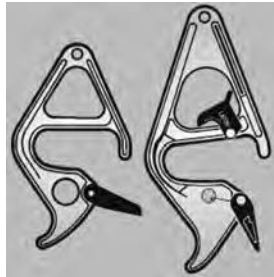


LOUISVILLE LADDER CORP.

Runglock Replacement Kit QuickLatch

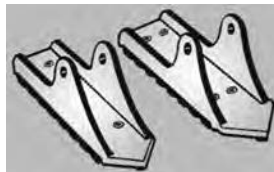
- Runglock replacement kit

| Item # | Fits Series |
|----------|-------------|
| LOPK100A | All FE1600 |
| LOPK100C | All FE3200 |
| LOPK100D | All AE3200 |



Swivel Safety Shoe Kit

- Replacement for aluminum or fiberglass ladders



| Item # | Fits Series |
|----------|------------------------|
| LOPK110D | All AE3200, All FE3200 |

Telescoping Planks

Ladder Pro™

- Manufactured with heavy wall aluminum tubing to prevent twisting and flexing
- Built-in, skid-resistant surface reduces slips
- Stores and transports in approximately half of its fully-extended length



| Item # | Plank (ft.) | Stand. Extension (ft.) | Width (in.) | Approx. Wt. (lbs.) |
|---------------|-------------|------------------------|-------------|--------------------|
| LOLP-2921-13A | 13 | 8-13 | 12 | 39 |
| LOLP-2921-16A | 16 | 10-16 | 12 | 49 |

Aluminum Ladder Jacks

- Short Body Jack spans 2 rungs, Long Body Jack spans 3 rungs
- Holds stages and planks up to 20" wide
- Six pitch adjustments
- Folds for easy storage
- Manufactured for use with type IAA, IA, and I fiberglass and aluminum ladders



| Item # | Desc. |
|--------------|------------|
| LOLP-2100-23 | Short Body |
| LOLP-2100-13 | Long Body |



WARNER TOOL Step-Up Bench EZ-Stride®

- Made of lightweight, extruded, high-strength aluminum
- Fit in tight spaces and are easy to transport
- Holds up to 300 lbs. with tools



| Item # |
|----------|
| WAR10227 |



WARNER CO. Square Modular Guard Rail System

The following steps show how to size a single-side, three-sided, and four-sided guard rail system:

- Determine the stage length and width
- Determine whether guardrail system is one-, two-, three-, or four-sided
- Read across the row to determine component requirements
- If ordering a three- or four-sided system, order two ERT-N for 12" and 14" stages, and two ERT-W for all stages 20" wide or greater
- If ordering a two sided system, double the single sided component requirement
- CONTACT AN EDGE SALES REP FOR ASSISTANCE



| Item # | Desc. | Wt. Lbs. |
|----------|--|----------|
| WEERT-N | End rail and End toe board assembly-narrow | 4.5 |
| WEERT-W | End rail and End toe board assembly-wide | 7 |
| WESSP-47 | Stanchion post assembly | 5 |
| WESGR-09 | 1½" square guardrail cut length-108" | 6 |
| WESGR-13 | 1½" square guardrail cut length-156" | 8.5 |
| WESTB-09 | 3½" toe board cut length-108" | 4.5 |
| WESTB-13 | 3½" toe board cut length-156" | 6.5 |



WERNER CO.
Stage Platforms
Aluminum
Task-Master®



- Individual slip-resistant decking minimizes paint or material build-up
- Vinyl-coated end caps serve as hand grips and protect from sharp edges and surface marks
- Double end rung provides extra rigidity on stages 20' or longer - standard on stages with 5" or 6" rails
- Twist-Proof® Stage Design
- Ideal for ladder jack applications, swing stages, or catwalks

| Item # | Width (in.) | Side Rail Length (ft.) | Side Rail Depth (in.) | Side Rail Flange (in.) | Approx. Shipping Wt. (lbs.) |
|--------|-------------|------------------------|-----------------------|------------------------|-----------------------------|
|--------|-------------|------------------------|-----------------------|------------------------|-----------------------------|

Decorator Planks 1 Person-250 lbs. Rated

| | | | | | |
|--------|----|----|---|----|----|
| WE2008 | 12 | 8 | 4 | 1½ | 25 |
| WE2012 | 12 | 12 | 4 | 1½ | 36 |
| WE2016 | 12 | 16 | 4 | 1½ | 48 |
| WE2020 | 12 | 20 | 5 | 1½ | 65 |
| WE2024 | 12 | 24 | 5 | 1½ | 78 |

Scaffold Planks 2 Person-500 lbs. Rated

| | | | | | |
|--------|----|----|------------|----|-----|
| WE2316 | 12 | 16 | 4 | 1½ | 48 |
| WE2320 | 12 | 20 | 6 | 1½ | 79 |
| WE2324 | 12 | 24 | 6 | 1½ | 112 |
| | | | Heavy-Duty | | |
| WE2328 | 12 | 28 | 6 | 1½ | 131 |
| | | | Heavy-Duty | | |
| WE2330 | 12 | 30 | 6 | 1½ | 140 |
| | | | Heavy-Duty | | |
| WE2332 | 12 | 32 | 6 | 1½ | 149 |
| | | | Heavy-Duty | | |
| WE2408 | 14 | 8 | 4 | 1½ | 27 |
| WE2412 | 14 | 12 | 4 | 1½ | 40 |
| WE2416 | 14 | 16 | 5 | 1½ | 58 |
| WE2420 | 14 | 20 | 6 | 1½ | 85 |
| WE2424 | 14 | 24 | 6 | 2 | 109 |
| WE2428 | 14 | 28 | 6 | 2 | 127 |
| WE2432 | 14 | 32 | 6 | 2 | 182 |
| | | | Heavy-Duty | | |

Stage Platforms 2 Person-500 lbs. Rated

| | | | | | |
|--------|----|----|---|----|-----|
| WE2508 | 20 | 8 | 4 | 1½ | 33 |
| WE2512 | 20 | 12 | 4 | 1½ | 48 |
| WE2516 | 20 | 16 | 5 | 1½ | 70 |
| WE2520 | 20 | 20 | 6 | 1½ | 102 |
| WE2524 | 20 | 24 | 6 | 1½ | 121 |
| WE2528 | 20 | 28 | 6 | 2 | 157 |
| WE2532 | 20 | 32 | 6 | 2 | 179 |

| Item # | Width (in.) | Side Rail Length (ft.) | Side Rail Depth (in.) | Side Rail Flange (in.) | Approx. Shipping Wt. (lbs.) |
|--------|-------------|------------------------|-----------------------|------------------------|-----------------------------|
| WE2608 | 24 | 8 | 4 | 1½ | 38 |
| WE2612 | 24 | 12 | 4 | 1½ | 56 |
| WE2616 | 24 | 16 | 5 | 1½ | 81 |
| WE2620 | 24 | 20 | 6 | 1½ | 115 |
| WE2624 | 24 | 24 | 6 | 1½ | 138 |
| WE2628 | 24 | 28 | 6 | 2 | 168 |
| WE2632 | 24 | 32 | 6 | 2 | 191 |
| WE2708 | 28 | 8 | 4 | 1½ | 41 |
| WE2712 | 28 | 12 | 4 | 1½ | 60 |
| WE2716 | 28 | 16 | 5 | 1½ | 87 |
| WE2720 | 28 | 20 | 6 | 1½ | 124 |
| WE2724 | 28 | 24 | 6 | 1½ | 147 |
| WE2728 | 28 | 28 | 6 | 2 | 187 |
| WE2732 | 28 | 32 | 6 | 2 | 213 |

Stage Platforms 3 Person-750 lbs. Rated

| | | | | | |
|--------|----|----|------------|---|-----|
| WE3112 | 24 | 12 | 4 | 2 | 64 |
| WE3116 | 24 | 16 | 5 | 2 | 92 |
| WE3120 | 24 | 20 | 5 | 2 | 115 |
| WE3124 | 24 | 24 | 6 | 2 | 145 |
| WE3128 | 24 | 28 | 6 | 2 | 204 |
| | | | Heavy-Duty | | |
| WE3132 | 24 | 32 | 6 | 2 | 236 |
| | | | Heavy-Duty | | |
| WE3136 | 24 | 36 | 6 | 2 | 323 |
| | | | Heavy-Duty | | |
| WE3139 | 24 | 39 | 6 | 2 | 365 |
| | | | Heavy-Duty | | |
| WE3208 | 28 | 8 | 4 | 2 | 48 |
| WE3212 | 28 | 12 | 4 | 2 | 71 |
| WE3216 | 28 | 16 | 5 | 2 | 103 |
| WE3220 | 28 | 20 | 5 | 2 | 128 |
| WE3224 | 28 | 24 | 6 | 2 | 161 |
| WE3228 | 28 | 28 | 6 | 2 | 220 |
| | | | Heavy-Duty | | |
| WE3232 | 28 | 32 | 6 | 2 | 251 |
| | | | Heavy-Duty | | |
| WE3236 | 28 | 36 | 6 | 2 | 344 |
| | | | Heavy-Duty | | |
| WE3239 | 28 | 39 | 6 | 2 | 388 |
| | | | Heavy-Duty | | |

We sell and rent



WERNER CO.
**Folding Access Ladders
Aluminum**

- Capacity 300 lbs.
- Wood push/pull rod allows easy open and close
- Counter-balance mechanism eliminates sag and springiness
- Heavy-duty hinges ensure rigid structure
- Adjustable feet for easy installation and correct fit



Dimensions:

- Rails: 3-1/2" wide
- Flange: 1" wide
- Steps: 3-11/16" wide
- Rough Opening Width-Length (in.): 22-1/2 x 54
- Floor to Floor Height Range From - To (ft. & in.): 7 & 4 - 8 & 9
- Floor to Ceiling Height Range From - To (ft. & in.): 7 - 8 & 5
- Approx. Ladder Width (in.): 14-1/4
- Approx. Cu. Ft. per Unit: 8.1
- Approx. Shipping Wt. (lbs.): 47.0

| Item # |
|---------|
| WEA2208 |



SAFWAY SERVICES
**Guardrail Panel Assembly
Safway®**

SWPGRA includes:

- (2) 6' guardrail panels
- (4) hinge pins




| Item # | Weight (lbs.) |
|----------|---------------|
| SASWPGRA | 72 |

SAFWAY SERVICES
**Narrow
Outrigger Assembly
Safway®**

SWPNORA includes:

- (4) narrow outriggers
- (4) 5" casters
- (4) snap pins



| Item # | Weight (lbs.) |
|-----------|---------------|
| SASWPNORA | 152 |

SAFWAY SERVICES

**Platform Extension Assembly
Safway®**

SWP3X includes:

- (2) 39" ladder frames
- (1) plywood platform
- (2) side braces
- (4) snap pins

SWP6X includes:

- (2) 6' ladder frames
- (1) plywood platform
- (2) side braces
- (4) snap pins



| Item # | Weight (lbs.) |
|---------|---------------|
| SASWP3X | 104 |
| SASWP6X | 126 |

SAFWAY SERVICES

**Mobile Work Platform
Safway®**

Safway's Mobile Work Platforms are one of the safest options for painters, plasterers, maintenance workers and various other trades that require a firm working platform



Secure:

- A swing-in gate on each side of the platform offers safe access, and guardrail panels always provide the correct guardrail location, regardless of the platform level
- Two guardrail panels (complete with toeboards) connect to provide proper guardrail protection on all four sides
- There are no loose nuts and bolts, and no special tools are required for construction

Durable:

- Rigid square steel construction
- Special side brace configuration that protects the plywood deck
- Platform side braces that attach to frames with heavy-duty spring-loaded lock pins that are secured when rotated
- 5" casters that are equipped with a wheel and swivel lock

User Friendly:

- Easily set up by one person
- glides through 30" wide doorways
- Independent adjustment of each ladder frame permits use on stairways
- Platform adjusts up or down in 4" increments
- Side braces allow movement over lower obstacles and eliminates the need for lower cross braces
- Workers can climb ladder frames at either end for easy platform access
- A disassembled unit can be stored in the space required for a step ladder

SWP includes:

- (2) 6' ladder frames
- (2) side braces
- (1) plywood platform
- (4) 5" casters
- (4) snap pins

| Item # | Weight (lbs.) |
|--------|---------------|
| SASWP | 150 |



WERNER CO.
Pump Jack System

- Easy to assemble
- Compatible with most major aluminum systems
- CONTACT AN EDGE SALES REP FOR ASSISTANCE



| Item # | Desc. | Width (in.) | Length (in.) | Height (in.) |
|----------|------------------------|-------------|--------------|--------------|
| WEPJ-6P | 6' Aluminum pole | 3 | 74.5 | 3.4 |
| WEPJ-12P | 12' Aluminum pole | 3 | 146.5 | 3.4 |
| WEPJ-18P | 18' Aluminum pole | 3 | 217.5 | 3.4 |
| WEPJ-24P | 24' Aluminum pole | 3 | 290.5 | 3.4 |
| WEPJ-100 | Pump Jack | 24 | 28.75 | 9.5 |
| WEPJ-ERN | End rail kit(narrow) | 6 | 49 | 9 |
| WEPJ-ERW | End rail kit(wide) | 5 | 49 | 9 |
| WEPJ-PC | Pole Connector | 3.5 | 73 | 3 |
| WEPJ-PF | Pole foot | 8.5 | 3.5 | |
| WEPJ-SBF | Foldable support brace | 6.5 | 54 | 3 |
| WEPJ-SBR | Rigid support brace | 37 | 38 | 3 |
| WEPJ-SN | Safety net | 48 | 240 | - |
| WEPJ-WB | Work bench | 20.5 | 21 | 8.5 |

WERNER CO.
Nestable Stages
For Use With The Pump Jack System

- Continuous work platform reduces trip hazard
- 2 person - 500 lb. rating



| Item # | Desc. |
|------------|---------------|
| WEWNS2412 | 14"x12' Stage |
| WEWNS2520 | 20"x20' Stage |
| WEWNS2416 | 14"x16' Stage |
| WEWNS2524 | 20"x24' Stage |
| WEWNS2420 | 14"x20' Stage |
| WEWNS2612 | 24"x12' Stage |
| WEWNS2424 | 14"x24' Stage |
| WEWNS2616 | 24"x16' Stage |
| WEWNS2512 | 20"x12' Stage |
| WEWNS2620 | 24"x20' Stage |
| WEWNS2516 | 20"x16' Stage |
| WEWNS 2624 | 24"x24' Stage |



GENIE INDUSTRIES
Material Lift
Manually-Operated Superlift®

- Standard base
- Available in 5, 10, 15, 20 & 25 foot heights
- Field-proven durability and dependability
- Stabilizers standard on 20 & 25 foot models
- No loose parts
- Stored height is 78-1/2 in.
- Width of standard base is 31-1/2 in.
- Ground clearance is 2 in.
- Includes standard forks



| Item # | Working Ht. Forks Down | Working Ht. Forks Up | Load Cap. at 18" (lbs.) | Wt |
|----------|------------------------|----------------------|-------------------------|-----|
| GNSLA-5 | 4'10" | 6'7" | 1000 | 215 |
| GNSLA-10 | 9'9" | 11'5½" | 1000 | 260 |
| GNSLA-15 | 14'7½" | 16'4" | 800 | 317 |

GENIE INDUSTRIES
Contractor Lift
Superlift SLC™

- Loads easily into a pickup truck for transporting
- Rear transport wheel assembly
- Two speed winch
- Stabilizer set (standard on SLC-18 and SLC-24)
- Height - Stowed: 86 in.
- Length - Stowed: 34 in.
- Width: 31-1/2 in.
- Load Height - Minimum: 6 in...
- Load Capacity - 14 in. (36cm)
- Load Center - 650 lbs.



| Item # | Net Weight - Standard Base (lbs.) | Working Height Standard Forks Down | Working Height Standard Forks Up | Length - Operating (in.) |
|----------|-----------------------------------|------------------------------------|----------------------------------|--------------------------|
| GNSLC-12 | 225 | 11' 2" | 12' 11" | 63 |
| GNSLC-18 | 307 | 16' 9" | 18' 6" | 73 |
| GNSLC-24 | 374 | 22' 3" | 24' | 81 |



GENIE INDUSTRIES Material Lift Super Hoist™

- Powered by either CO2 or compressed air
- The Super Hoist sets up in seconds — no tools required
- The one-piece platform attaches to cylinder with a twist of the wrist
- Wheel brakes



| Item # | Height Stowed | Lifting Height | Capacity (lbs.) |
|---------|---------------|----------------|-----------------|
| GNGH3.8 | 3' 5" | 12' 5.6" | 300 |
| GNGH5.6 | 4' 6" | 18' 4.5" | 250 |

GENIE INDUSTRIES Material Lift Manually-Operated Superlift®

- Standard base
- Compact design allows you to lift and maneuver in congested work areas; great for general lifting and delivery of materials
- Available in 4 and 8 foot lift heights
- Low loading height
- Optional stair rollers for easy movement on stairways
- Standard forks dimensions: 22-1/2 in. length and 20-1/2 in. width to center of forks
- Also available in straddle base



| Item # | Working Ht. Forks Down | Working Ht. Forks Up | Load Cap. at 12" (lbs.) | Wt |
|--------|---------------------------|-------------------------|----------------------------|-----|
| GNGL-4 | 4'11½" | 5'11" | 500 | 113 |
| GNGL-8 | 8'3" | 10'1½" | 400 | 132 |



SUMNER Material Lifts Series 2100

- 650 lb. capacity
- Rolls through standard doorways & tail gates
- Loading Bar - great for overhead cranes
- Reversible forks
- Plunger pins for quick readjustment and compact storage
- Lockable, 5" polyurethane casters
- Load cable feeds inside mast (no more exposed cable just inches away from operator's face)



| Item # | Model # | Max. Height | Lifting Cap. (lbs.) |
|----------|---------|-------------|---------------------|
| SU783650 | 2112 | 13'1" | 650 |
| SU783651 | 2118 | 18'6" | 650 |
| SU783652 | 2124 | 23'11" | 650 |

SUMNER Material Lifts Series 2000

- 650 - 1,000 lb maximum load capacity
- Fits through standard doorways & tail gates
- Loading Bar - great for overhead cranes
- Reversible forks
- Plunger pins for quick readjustment and compact storage
- Large 7/32" load cable
- Load cable feeds inside mast (no more exposed cable just inches away from operator's face)



| Item # | Model | Max. Height | Lifting Cap. (lbs.) |
|----------|-------|-------------|---------------------|
| SU783700 | 2010 | 11' 7½" | 1,000 |
| SU783701 | 2015 | 16' 2½" | 800 |
| SU783702 | 2020 | 20' 9¾" | 800 |
| SU783703 | 2025 | 25' 5½" | 650 |



GENIE INDUSTRIES Aerial Work Platforms AWP™ Super Series™

- Auxiliary platform lowering
- Easily rolls through standard doorways
- AC power to platform
- Small outrigger footprints
- Easy loading in pickup trucks
- Rear access forklift pocket
- LED lights confirm proper set-up
- Also available in DC
- ASK EDGE FOR MORE DETAILED SPECS



| Item # | Platform Height | Working Height | Capacity (lbs.) |
|-------------|-----------------|----------------|-----------------|
| GNAWP-25SAC | 24' 10" | 30' 10" | 350 |
| GNAWP-30SAC | 29' 6" | 35' 6" | 350 |

Ask an Edge sales rep about lift solutions. We have material and personnel lifts that can help you get the job done quickly and easily



GENIE INDUSTRIES
Scissor Lift
Electric Self-Propelled
GS™

- The solid steel deck platform has a slip-resistant surface
- Heavy-duty guardrails fold down quickly without tools for increased accessibility
- Built-in lanyard attachment points are provided

Standard Features:

- 39 in. (1 m) roll-out platform extension
- Proportional controls for lift and drive functions
- AC wiring to platform
- Manual platform lowering valve
- Tilt sensor with an audible alarm
- Pothole guards
- Automatic 25 amp battery charger
- Non-marking tires
- Hour meter
- ASK EDGE FOR MORE DETAILED SPECS



| Item # | Lift Capacity ANSI, CE (lbs.) | Raise/Lower Speed (sec) | Working Height (ft.) | Platform Height (ft.) | Height - Stowed (Guardrails Folded) (in.) | Height - Stowed (Guardrails) (in.) | Height - Stowed (Platform) (in.) | Wt |
|-----------|----------------------------------|----------------------------|-------------------------|--------------------------|---|---------------------------------------|-------------------------------------|------|
| GNGS-2646 | 1,000 | 30/24 | 32 | 26 | 68 | 89¾ | 46 | 4530 |

GENIE INDUSTRIES
Scissor Lift
Electric Self-Propelled
GS™

- The solid steel deck platform has a slip-resistant surface
- Telescopic end rail can be raised to accommodate large loads
- Built-in lanyard attachment points

Standard Features:

- 39 in. (1 m) roll-out platform extension
- Compact design
- Automatic 25 amp battery charger
- Pothole guards
- Non-marking tires
- AC wiring to platform
- Tilt level sensor with an audible alarm
- Turning Radius Outside: 61"
- Power Source: 24V (4 6V 245AH Batteries)
- Drive Speed - Stowed: 0-2.5 mph; Drive Speed - Raised: 0-0.6 mph
- Extension Deck Lift Capacity: 250 lbs.
- Length - Stowed: 72"
- Width: 30"
- Wheelbase: 52"
- Ground Clearance: 2-5/8"
- Platform Length - Outside: 64-3/8"; Platform Width - Outside: 29 1/4"; Platform Length - Extended: 103-3/8"
- Guard Height - ANSI/CSA: 39"; Guard Height - CE: 43-3/8"
- Gradeability: 30%
- Pothole Protection: Standard



| Item # | Lift Capacity (lbs.) | Working Height ft. (in.) | Platform Height ft. (in.) | Height - Stowed (Guardrails) ANSI, CSA (in.) | Height - Stowed (Guardrails) CE (in.) | Height - Stowed (Platform) (in.) | Wt |
|-----------|-------------------------|-----------------------------|------------------------------|---|--|-------------------------------------|------|
| GNGS-1530 | 600 | 21 | 15 | 76 | 80 | 36½ | 2658 |
| GNGS-1930 | 500 | 25 (1) | 19 (1) | 78 | 82½ | 38½ | 2956 |



SKYCLIMBER® Compact Electric Hoist



- Pendant Ready - plug in
- 20 years proven technology
- Fits through a small (18") opening for hard to reach places
- Two handles on all hoists for easy loading and mechanical maintenance
- Power indicator light shows power status and emergency stop status as standard equipment
- Optional hour meter
- Standard dual controls, hoist control or plug-in pendant
- Industry's best electric power-pack, draws fewer amps, eliminates power boosters in most situations
- Use of a planetary gear system, the most efficient gearbox in the industry
- Available with wireless remote control
- Pendants available in lengths from 3 ft. - 200 Ft.
- Single Volt 220
- All models operate on 5/16" wire rope
- Includes required Sky Lock III

Ask Edge about 110 Volt option

| Item # | Power | Line Current | Power Cable | Voltage | Hoist Weight | Wire Rope (Dia/in.) | Ascent Speed | Descent Speed | Pendant control |
|----------------|-------------------|--------------|-------------|-----------------------|--------------|---------------------|--------------|---------------|------------------------------|
| SKKCE-1000-220 | 1.3 HP/kW 0.95 | 7.5 amps | 14/3 | 230 Vac/60 Hz 1 PH | 108 lbs. | 5/16" | 32 fpm | 35 fpm | Hoist Mounted Ctrl w/Plug |

SKYCLIMBER® Compact Air Hoist



- 20 years proven technology
- Fits through a small (18") opening for hard to reach places
- Two handles on all hoists for easy loading and mechanical maintenance
- Power indicator light shows power status and emergency stop status as standard equipment
- Standard dual controls, hoist control or plug-in pendant ready
- Industry's best electric power-pack, draws fewer amps, eliminates power boosters in most situations
- Use of a planetary gear system, the most efficient gearbox in the industry
- Pendants available in lengths from 6 ft - 200 ft
- All Compact models operate on 5/16" wire rope
- Includes required Sky Lock III
- Includes lubricator filter and bracket
- All porting internal or uses solid piping for more durability
- GAST air motor offers more reliability
- Gear box interchangeable with air or electric motors

| Item # | Power | PSI | Hoist Weight | Ascent Speed | Descent Speed | Pendant Control | Wire Rope (Dia/in.) | Filter and Lubricator |
|------------------|--------|-----|--------------|--------------|---------------|-----------------|---------------------|------------------------|
| SKKCA-1000-AIR-G | 70 CFM | 100 | 90 lbs. | 20-35 fpm | 35 fpm | Available | 5/16" | Included With Hoist |



SKYCLIMBER®

Sky Stage Ultra Work Cages With Moveable Walk-Thru Stirrup

- Aluminum and steel construction for a strong, yet lightweight work cage
- Modular design for easy storage, transport, and replacement of damaged or lost components
- Includes wheels for easier transport on all standard platforms
- Reversible slated floors
- Floor handles for easy movement
- Solid floor option available
- Boiler work cage also available



| Item # | Size | Load Rate | Weight (Without Hoist) |
|---------------|------|------------|---------------------------|
| SK369000-W01 | 1m | 1,250 lbs. | 253 lbs. |
| SK369000-W015 | 1.5m | 1,250 lbs. | 316 lbs. |
| SK369000-W02 | 2m | 1,250 lbs. | 330 lbs. |

SKYCLIMBER®

Sky Stage Ultra Floor Panel

Solid floor also available



| Item # | Size | Weight |
|----------|------|---------|
| SK360193 | .5m | 7 lbs. |
| SK360040 | 1m | 15 lbs. |
| SK360041 | 1.5m | 21 lbs. |
| SK360042 | 2m | 27 lbs. |
| SK360043 | 3m | 37 lbs. |

SKYCLIMBER®

Sky Stage Ultra Side Panel



| Item # | Size | Weight |
|----------|------|---------|
| SK360195 | .5m | 7 lbs. |
| SK360031 | 1m | 14 lbs. |
| SK360032 | 1.5m | 20 lbs. |
| SK360033 | 2m | 26 lbs. |
| SK360035 | 3m | 37 lbs. |

SKYCLIMBER®

Sky Stage Ultra Top Rail Assembly



| Item # | Size | Weight |
|----------|------|--------|
| SK360194 | .5m | 7 lbs. |
| SK360146 | 1m | 3 lbs. |
| SK360147 | 1.5m | 4 lbs. |
| SK360148 | 2m | 5 lbs. |
| SK360149 | 3m | 7 lbs. |

SKYCLIMBER®

Sky Stage Ultra Top Rail Post



| Item # | Type | Weight |
|----------|----------|--------|
| SK360054 | Standard | 2 lbs. |
| SK361014 | Boiler | 2 lbs. |

SKYCLIMBER®

Sky Stage Ultra End Stirrup



| Item # | Type | Weight |
|----------|----------|---------|
| SK360150 | Standard | 32 lbs. |
| SK361011 | Boiler | 32 lbs. |

SKYCLIMBER®

Sky Stage Ultra End Gate



| Item # | Type | Weight |
|----------|----------|---------|
| SK360140 | Standard | 15 lbs. |
| SK361051 | Boiler | 15 lbs. |

SKYCLIMBER®

Sky Stage Ultra Moveable Walk-Thru Stirrup

- Use with Standard platform only
- Dual rope capable



| Item # | Weight |
|----------|----------|
| SK360130 | 125 lbs. |

SKYCLIMBER®

Sky Stage Ultra Connecting Frame



| Item # | Type | Weight |
|----------|----------|---------|
| SK360039 | Standard | 10 lbs. |
| SK361015 | Boiler | 10 lbs. |

SKYCLIMBER®

Sky Stage Ultra Caster

Casters can be used on both Standard and Boiler version of Sky Stage Ultra Platforms.



| Item # | Description | Weight |
|----------|-----------------|---------|
| SK360065 | Caster Assembly | 10 lbs. |



SKYCLIMBER®

Sky Stage Ultra Wall Roller

Wall Rollers can be used on both Standard and Boiler version of Sky Stage Ultra Platforms.

| Item # | Weight |
|----------|---------|
| SK360111 | 10 lbs. |



SKYCLIMBER®

Sky Stage Ultra Pin Assembly

| Item # | Weight |
|----------|--------|
| SK360019 | 1 lb. |



SKYCLIMBER®

Bosun Chair

- Extra back support
- Wheels for easy transport
- 66"H x 22"W x 33"D

| Item # | Weight |
|----------|---------|
| SK104-43 | 39 lbs. |



SKYCLIMBER®

Sky Lock III

The Sky Lock is an overspeed safety device, acting as a brake in emergency situations

Sky Lock is activated when:

- Overspeed is sensed
- Sudden movement on platform is detected
- Vibrations are detected
- Reeving too rapidly
- Wire rope is damaged
- Manually activated

A Sky Lock is included with all Compact model hoists

| Item # | Weight |
|-----------------|---------|
| SK56009839-1000 | 10 lbs. |



SKYCLIMBER®

Steel Storage and Shipping Box

Storage box for hoists
17-1/2"W x 21"L x 25"H

| Item # | Weight |
|---------|---------|
| SK800-6 | 40 lbs. |



SKYCLIMBER®

5 X 26 Steel Wire Rope

5/16" WS, RRL, EIPS, Galvanized, PC



| Item # | |
|----------------|---|
| SK51008306 | |
| SK51008306-CUT | Cut To Your Length Specification |
| SK51008306-SI | Swage Kit With Insulated Thimble Cut To Your Length Specification |
| SK51008306-S | Swage Kit With Standard Steel Thimble Cut To Your Length Specification |

SKYCLIMBER®

Wire Rope Accessories



| Item # | Description |
|----------|----------------------------------|
| SK119-6 | Fist Grip (J Clamp) 5/16" |
| SK119-8 | Shackle 5/8" 3/4 Tons |
| SK119-77 | Insulated Thimble |
| SK119-71 | Short Insulated Thimble Assembly |
| SK119-5 | Standard Steel Thimble |

SKYCLIMBER®

Electric Drop cord

Made of 10/3, reinforced, SOW electric cable, 20 amp, 250 volt twist lock connectors and weather proof covers. Strain relief at each end.



| Item # | | |
|--------------|---------|---------|
| SK127-35-150 | 150 ft. | 40 lbs. |
| SK127-35-250 | 250 ft. | 70 lbs. |

SKYCLIMBER®

Electric Yoke Assembly

Made of 10/3 type SOW electrical cable, 20 amp, 250 volt twist lock connectors.



| Item # | Length | Weight |
|------------|--------|---------|
| SK126-60-3 | 50 ft. | 22 lbs. |




WERNER CO.

Square Modular Guard Rail System

The following steps show how to size a single-side, three-sided, and four-sided guard rail system:

- Determine the stage length and width
- Determine whether guardrail system is one-, two-, three-, or four-sided
- Read across the row to determine component requirements
- If ordering a three- or four-sided system, order two ERT-N for 12" and 14" stages, and two ERT-W for all stages 20" wide or greater
- If ordering a two sided system, double the single sided component requirement
- CONTACT AN EDGE SALES REP FOR ASSISTANCE



| Item # | Desc. | Wt. Lbs. |
|----------|--|----------|
| WEERT-N | End rail and End toe board assembly-narrow | 4.5 |
| WEERT-W | End rail and End toe board assembly-wide | 7 |
| WESSP-47 | Stanchion post assembly | 5 |
| WESGR-09 | 1½" square guardrail cut length-108" | 6 |
| WESGR-13 | 1½" square guardrail cut length-156" | 8.5 |
| WESTB-09 | 3½" toe board cut length-108" | 4.5 |
| WESTB-13 | 3½" toe board cut length-156" | 6.5 |

| Stage Length | Single-Sided | | | | | Three-Sided | | | | | | Four-Sided | | | | | |
|--------------|--------------|--------|--------|--------|--------|-------------|--------|--------|--------|--------|-----------------|------------|--------|--------|--------|--------|-----------------|
| | SSP-47 | SGR-09 | SGR-13 | STB-09 | STB-13 | SSP-47 | SGR-09 | SGR-13 | STB-09 | STB-13 | ERT-N/ ERT-W | SSP-47 | SGR-09 | SGR-13 | STB-09 | STB-13 | ERT-N/ ERT-W |
| 8' | 2 | 2 | 0 | 1 | 0 | 4 | 2 | 0 | 1 | 0 | 2 | 4 | 4 | 0 | 2 | 0 | 2 |
| 12' | 3 | 0 | 2 | 0 | 1 | 5 | 0 | 2 | 0 | 1 | 2 | 6 | 0 | 4 | 0 | 2 | 2 |
| 16' | 3 | 4 | 0 | 2 | 0 | 5 | 4 | 0 | 2 | 0 | 2 | 6 | 8 | 0 | 4 | 0 | 2 |
| 20' | 4 | 2 | 2 | 1 | 1 | 6 | 2 | 2 | 1 | 1 | 2 | 8 | 4 | 4 | 2 | 2 | 2 |
| 24' | 5 | 4 | 2 | 2 | 1 | 7 | 4 | 2 | 2 | 1 | 2 | 10 | 8 | 4 | 4 | 2 | 2 |
| 28' | 6 | 2 | 4 | 1 | 2 | 8 | 2 | 4 | 1 | 2 | 2 | 12 | 4 | 8 | 2 | 4 | 2 |
| 32' | 6 | 2 | 4 | 1 | 2 | 8 | 2 | 4 | 1 | 2 | 2 | 12 | 4 | 8 | 2 | 4 | 2 |
| 36' | 6 | 10 | 0 | 5 | 0 | 8 | 10 | 0 | 5 | 0 | 2 | 12 | 20 | 0 | 10 | 0 | 2 |
| 39' | 7 | 4 | 4 | 2 | 2 | 9 | 4 | 4 | 2 | 2 | 2 | 14 | 8 | 8 | 4 | 4 | 2 |

Call an Edge rep today for help with guardrail systems.

UnionTools

UNION TOOLS **Dual Wheel Wheelbarrow**

- 8 cu. ft. poly tray
- Front tray braces, "H" brace and steel cross strips
- Two 16" pneumatic 2-ply tire and oil lube bearings
- Wood handles



Item #
UF77-315

UNION TOOLS **Contractor Grade Wheelbarrow**

- 6 cu. ft. heavy gauge seamless steel tray
- Front tray braces, "H" brace, steel cross strips and leg pads
- 16" pneumatic 2-ply tire with oil lube bearings
- Wood handles



Item #
UF77-306

UNION TOOLS **Poly Tray Wheelbarrow With Pour Spout And Steel Handles**

- 6.5 cu. ft. poly tray with pour spout
- Front tray braces, "H" brace, reinforcing ribs
- 16" pneumatic 2-ply tire with oil lube bearings
- Steel handles



Item #
UFC6PSP

UNION TOOLS **Wheelbarrow Tire**

Flat Free

- 16" Knobby Flat-free tire assembly
- 6" hub



Item #
UFFFTKBCC



COLUMBUS MCKINNON CORP.

Pike Poles

Aluminum Handles

- Manufactured to withstand extensive use of handling timber in and around water
- All pike hooks are manufactured from a single piece of high carbon steel and drop forged
- Will not warp or break with continued use



| Item # | Length (ft.) |
|---------|--------------|
| CM10082 | 6 |
| CM10002 | 8 |
| CM10012 | 10 |
| CM10022 | 12 |
| CM10032 | 14 |
| CM10042 | 16 |
| CM10052 | 18 |
| CM10062 | 20 |
| CM10072 | 24 |

COLUMBUS MCKINNON CORP.

Hookaroons

36" Hickory handle

- Ergonomically designed for specific tasks within a high production mill environment, providing a task oriented design when extreme light weight and durability are required

| Item # | Head Style |
|---------|-------------------|
| CM12220 | 1.5 DixieStandard |



Special orders?
Not to worry,
we can handle it.
If you don't see it
here, ask one of
our helpful, friendly
sales staff. We are
happy to help you
find what you need.



LIFT-ALL®

Nylon Web Slings Webmaster® 1600



- Red core yarn warning system aids in the inspection process
- Tuff-Tag provides serial numbered identification for traceability & provides required OSHA information for the life of the sling, not just the life of the tag
- Yellow treatment for abrasion resistance and extended sling life
- Nylon stretches more to help avoid shock loading
- Note: Order length as shown , or specify length for X

| Item # | Length (Ft.) | Width (in.) | Rated Capacity Vertical (lbs.) | Rated Capacity Choke (lbs.) | Rated Capacity Basket (lbs.) |
|---------------|--------------|-------------|--------------------------------|-----------------------------|------------------------------|
| 1-Ply | | | | | |
| LFEE1-801T-3 | 3 | 1 | 1,600 | 1,280 | 3,200 |
| LFEE1-801T-10 | 10 | 1 | 1,600 | 1,280 | 3,200 |
| LFEE1-802T-5 | 5 | 2 | 3,200 | 2,500 | 6,400 |
| LFEE1801NTX | X | 1 | 1,600 | 1,250 | 3,200 |
| LFEE1802NTX | X | 2 | 3,200 | 2,500 | 6,400 |
| LFEE1803NTX | X | 3 | 4,800 | 3,800 | 9,600 |
| LFEE1804NTX | X | 4 | 6,400 | 5,000 | 12,800 |
| 2-Ply | | | | | |
| LFEE2-801-3 | 3 | 1 | 3,200 | 2,500 | 6,400 |
| LFEE2-801-4 | 4 | 1 | 3,200 | 2,500 | 6,400 |
| LFEE2-801-6 | 6 | 1 | 3,200 | 2,500 | 6,400 |
| LFEE2-801-8 | 8 | 1 | 3,200 | 2,500 | 6,400 |
| LFEE2-801-10 | 10 | 1 | 3,200 | 2,500 | 6,400 |
| LFEE2-801-12 | 12 | 1 | 3,200 | 2,500 | 6,400 |
| LFEE2-802-3 | 3 | 2 | 6,400 | 5,000 | 12,800 |
| LFEE2-802-4 | 4 | 2 | 6,400 | 5,000 | 12,800 |
| LFEE2-802-6 | 6 | 2 | 6,400 | 5,000 | 12,800 |
| LFEE2-802-8 | 8 | 2 | 6,400 | 5,000 | 12,800 |
| LFEE2-802-10 | 10 | 2 | 6,400 | 5,000 | 12,800 |
| LFEE2-802-12 | 12 | 2 | 6,400 | 5,000 | 12,800 |
| LFEE2-802-14 | 14 | 2 | 6,400 | 5,000 | 12,800 |
| LFEE2-802-16 | 16 | 2 | 6,400 | 5,000 | 12,800 |
| LFEE2-802-20 | 20 | 2 | 6,400 | 5,000 | 12,800 |
| LFEE2-803-6 | 6 | 3 | 8,800 | 7,040 | 17,600 |
| LFEE2-803-8 | 8 | 3 | 8,800 | 7,040 | 17,600 |
| LFEE2-803-20 | 20 | 3 | 8,800 | 7,040 | 17,600 |
| LFEE2-804-20 | 20 | 4 | 11,500 | 9,200 | 23,000 |
| LFEE2801NTX | X | 1 | 3,200 | 2,500 | 6,400 |
| LFEE2802NTX | X | 2 | 6,400 | 5,000 | 12,800 |
| LFEE2803NTX | X | 3 | 8,800 | 7,040 | 17,600 |
| LFEE2804NTX | X | 4 | 11,500 | 9,200 | 23,000 |



LIFT-ALL®

Endless Round Sling Polyester Tuflex®



Roundsling construction protects all load carrying core yarns from abrasion with an independent, woven jacket. Replacement is not necessary until the red striped white core yarns can be seen through holes in the jacket. When core yarns are visible, sling must be removed from service

- Double wall protection for extended sling life
- Color coded capacities for quick identification
- No strength loss from abrasion to cover
- Chokes tighter and releases easier than other slings
- Wear points can be shifted to extend sling life
- Note: Order length as shown , or specify length for X

| Item # | Length (ft.) | Rated Capacity Vertical (lbs.) | Rated Capacity Choker (lbs.) | Rated Capacity V. Basket (lbs.) |
|-----------|--------------|--------------------------------|------------------------------|---------------------------------|
| LFEN30-4 | 4 | 2,600 | 2,100 | 5,200 |
| LFEN30-8 | 8 | 2,600 | 2,100 | 5,200 |
| LFEN30-X | X | 2,600 | 2,100 | 5,200 |
| LFEN60-X | X | 5,300 | 4,200 | 10,600 |
| LFEN90-X | X | 8,400 | 6,700 | 16,800 |
| LFEN150-X | X | 13,200 | 10,600 | 26,400 |
| LFEN240-X | X | 21,200 | 17,000 | 42,400 |

LIFT-ALL®

Direct Connect Hooks

DC Hooks are the quickest and easiest way to add hooks to Tuflex roundslings and web slings at your job site. No tools or extra parts needed. For Tuflex, just match the color coded hook to the same color Tuflex and you're ready to go. Rated capacities are the same for both the hook and the Tuflex



- Rugged - Both alloy steel hook and latch are forged for superior toughness
- Color Coded - Hook color matches Tuflex color for easy identification
- Tuflex - Four hook sizes to match Tuflex sizes EN30 (Purple), EN60 (Green), EN90 (Yellow) and EN150 (Red)
- Web Slings - Can be used with 1 & 2 web slings
- Hook ratings should equal or exceed sling ratings as used

| Item # | Color | Rated Cap. (lbs.) | Web Slings Width | Web Slings Plies | Weight (lbs.) |
|--------|--------|-------------------|------------------|------------------|---------------|
| LFDCH1 | Purple | 2,600 | 1 | 1 | 1.5 |
| LFDCH2 | Green | 5,300 | 1 | 2 | 2.7 |
| LFDCH3 | Yellow | 8,400 | 2 | 1 & 2 | 4.9 |
| LFDCH4 | Red | 13,200 | - | - | 9.9 |

LIFT-ALL®

Wire Rope Slings Eye & Eye Permaloc™



- 6x19, EIP, IWRC quality wire rope
- Mechanically swaged, Flemish eye splice
- Tuff-Tag shows rated capacities
- Add length in ft. after the X when ordering
- Allow 4-10 business days for shipment

| Item # | Rope Diameter (in.) | Rated Capacity Vertical (tons) | Rated Capacity Choke (tons) | Rated Capacity Basket (tons) |
|-----------|---------------------|--------------------------------|-----------------------------|------------------------------|
| LF14IEEX_ | 1/4 | .65 | .48 | 1.3 |
| LF38IEEX_ | 3/8 | 1.4 | 1.1 | 2.9 |
| LF12IEEX_ | 1/2 | 2.5 | 1.9 | 5.1 |
| LF58IEEX_ | 5/8 | 3.9 | 2.9 | 7.8 |
| LF34IEEX_ | 3/4 | 5.6 | 4.1 | 11 |
| LF1IEEX_ | 1 | 9.8 | 7.2 | 20 |

LIFT-ALL®

Adjustable Chain Slings Adjust-A-Link™

- The most versatile type of chain sling
- Adjust one or multiple links at one time to keep load level
- Complies with OSHA-proof tested and certified
- Grade 100 chain-alloy steel master link



| Item # | Chain Size (in.) | Rated Capacity Single @ 90° (lbs.) | Rated Capacity Double @ 60° (lbs.) | Length (ft.) |
|------------|------------------|------------------------------------|------------------------------------|--------------|
| LF30001G10 | 7/32 | 2,700 | 4,700 | 6 |
| LF30002G10 | 7/32 | 2,700 | 4,700 | 10 |
| LF30003G10 | 9/32 | 4,300 | 7,400 | 6 |
| LF30004G10 | 9/32 | 4,300 | 7,400 | 10 |
| LF30005G10 | 3/8 | 8,800 | 15,200 | 10 |
| LF30006G10 | 3/8 | 8,800 | 15,200 | 14 |
| LF30007 | 1/2 | 12,000 | 20,800 | 10 |
| LF30008 | 1/2 | 12,000 | 20,800 | 14 |

You have something to move? We have the equipment you need.



LIFT-ALL®
Ratchet Tiedown Assemblies
LoadHugger™

- Flexible, conforms to and controls the load
- Ratchet assembly allows easy adjustment
- All hooks and chain assemblies equal or exceed strength of webbing
- Meet all DOT (Department of Transportation) and CVSA (Commercial Vehicle Safety Alliance) regulations



| Item # | Ultimate Strength (lbs.) | Working Load Limit (lbs.) | Width (in.) | Length (ft.) | End Fitting |
|------------|--------------------------|---------------------------|-------------|--------------|--------------------|
| LF60103-12 | 2,100 | 700 | 1 | 12 | Open Hooks |
| LF60103-16 | 2,100 | 700 | 1 | 16 | Open Hooks |
| LF6A103B | 2,100 | 700 | 1 | 15 | Open Hooks |
| LF60101-8 | 2,100 | 700 | 1 | 8 | U-Hooks |
| LF60101-12 | 2,100 | 700 | 1 | 12 | U-Hooks |
| LF60101-16 | 2,100 | 700 | 1 | 16 | U-Hooks |
| LF61001 | 10,000 | 3,300 | 2 | 27 | Flat Hooks |
| LF61002 | 10,000 | 3,300 | 2 | 30 | Flat Hooks |
| LF26422 | 10,000 | 3,300 | 2 | 27 | U-Hooks |
| LF26423 | 10,000 | 3,300 | 2 | 30 | U-Hooks |
| LF61005 | 10,000 | 3,300 | 2 | 27 | Stamped Snap Hooks |
| LF61006 | 10,000 | 3,300 | 2 | 30 | Stamped Snap Hooks |

LIFT-ALL®
Vehicle Recovery Strap
Tuff-Edge Web Tow-All

- Aids in removing vehicles stranded in snow, mud, sand and ditches
- Made from strong durable Tuff-Edge II webbing with sewn eyes, lined with premium abrasion resistant webbing, on each end
- Webbing is weather resistant and will not rot or mildew
- No dangerous hooks or metal parts
- Elongates 5% at Towing Capacity to help absorb the energy of sudden loading
- Polyester/nylon material is easy on painted and plated surfaces
- Add length in ft. after the X when ordering



| Item # | Length (ft.) | Ply | Web Width (in.) | Assembly Breaking Strength (lbs.) | Towing Capacity (lbs.) |
|-------------|--------------|-----|-----------------|-----------------------------------|------------------------|
| LFTS1-80230 | 30 | 1 | 2 | 16,000 | 5,300 |
| LFTS2-80230 | 30 | 2 | 2 | 32,000 | 10,700 |
| LFTS1802TX_ | X | 1 | 2 | 16,000 | 5,300 |
| LFTS2802TX_ | X | 2 | 2 | 32,000 | 10,700 |
| LFTS1803TX_ | X | 1 | 3 | 24,000 | 8,000 |
| LFTS2803TX_ | X | 2 | 3 | 43,000 | 14,300 |
| LFTS1804TX_ | X | 1 | 4 | 32,000 | 10,600 |
| LFTS2804TX_ | X | 2 | 4 | 57,500 | 19,100 |
| LFTS1806TX_ | X | 1 | 6 | 48,000 | 16,000 |
| LFTS2806TX_ | X | 2 | 6 | 81,500 | 27,100 |



LIFT-ALL®

Tow-All Vehicle Straps

Tuflex



Tuflex version of the Tow-All straps offers the most rugged synthetic strap on the market. The Tuflex Tow-All is made up of a standard Tuflex roundsling and adds an additional jacket of texturized, abrasion resistant nylon over the body of the sling, making it into an eye & eye style. The eyes are then covered with ballistic nylon webbing for additional protection. An 18 long sliding sleeve wear pad provides added protection against load edges.

- High capacity design
- No dangerous hooks or metal parts
- Elongates 5% at Towing Capacity to help absorb the energy of sudden loading.
- Lightweight, flexible, easy to use and store
- All load yarns are protected by multiple layers of webbing
- Polyester/nylon material is easy on painted and plated surfaces
- Strap design prevents dangerous recoil if broken
- Add length after item number when ordering

| Item # | Assembly Breaking Strength* | Towing Capacity(lbs.) |
|------------|-----------------------------|-----------------------|
| LFTSEN90 | 42,000 | 14,000 |
| LFTSEN120 | 52,500 | 17,500 |
| LFTSEN150 | 66,000 | 22,000 |
| LFTSEN180 | 84,000 | 28,000 |
| LFTSEN240 | 105,900 | 35,300 |
| LFTSEN360 | 154,800 | 51,600 |
| LFTSEN600 | 249,900 | 83,300 |
| LFTSEN800 | 330,000 | 110,000 |
| LFTSEN1000 | 450,000 | 150,000 |

* Break Strength when new and unused, do not exceed Towing Capacity



COLUMBUS MCKINNON CORP. Manual Chain Hoists

Hurricane Series

- Unique Handwheel Cover - Handwheel cover rotates 360 degrees for hoist operation in any direction
- Unique Brake Design - Single disc brake does not incorporate ratchet, pawls, or pawl springs as on other hand chain hoists



| Item # | Rated Cap. (tons) | Standard Lift (ft.) | Chain Pull to Lift (lbs.) | Hand Chain to Overhauled to Lift 1' (ft.) |
|---------|-------------------|---------------------|---------------------------|---|
| CM5623A | 1/2 | 10 | 44 | 30 |
| CM5624A | 1/2 | 15 | 44 | 30 |

COLUMBUS MCKINNON CORP.

Mini Ratchet Lever Hoist

Series 602/603

- Plated load chain
- Weston-type load brake
- Lightweight design weighs only 5 pounds for ease of operation and portability; use in confined conditions with one hand operation
- Free chaining feature serves to quickly attach the load



| Item # | Rated Cap. (lbs.) | Standard Lift (ft.) |
|--------|-------------------|---------------------|
| CM0210 | 550 | 5 |
| CM0214 | 550 | 10 |
| CM0215 | 1,100 | 5 |
| CM0216 | 1,100 | 10 |



COLUMBUS MCKINNON CORP.

Hand Chain Hoists Series 622

- Simple, efficient, economical design
- Equipped with hardened load chain for flexibility and long wear
- Compact design, low headroom and lightweight steel construction for easy installation, even in confined spaces
- Weston-type load brake requires no lubrication
- Hand wheel cover with guide slots minimizes jamming and slipping
- Standard hand chain drop is 2 feet less than lift



| Item # | Rated Cap. (tons) | Standard Lift (ft.) | Chain Pull to Lift (lbs.) | Hand Chain Overhauled to Lift 1' (ft.) |
|--------|-------------------|---------------------|---------------------------|--|
| CM2255 | ½ | 10 | 53 | 29 |
| CM2208 | ½ | 15 | 53 | 29 |
| CM2231 | ½ | 20 | 53 | 29 |
| CM2263 | ½ | 30 | 53 | 29 |
| CM2256 | 1 | 10 | 77 | 37 |
| CM2210 | 1 | 15 | 77 | 37 |
| CM2262 | 1 | 20 | 77 | 37 |
| CM2264 | 1 | 30 | 77 | 37 |
| CM2258 | 2 | 10 | 82 | 80 |
| CM2213 | 2 | 15 | 82 | 80 |
| CM2233 | 2 | 20 | 82 | 80 |
| CM2272 | 2 | 30 | 82 | 80 |
| CM2259 | 3 | 10 | 65 | 154 |
| CM2214 | 3 | 20 | 65 | 154 |
| CM2260 | 5 | 10 | 105 | 147 |
| CM2257 | 5 | 15 | 105 | 147 |
| CM2234 | 5 | 20 | 105 | 147 |

COLUMBUS MCKINNON CORP.

Lever Hoist Series 653

- Ideal for construction and industrial applications
- High quality, rugged, steel tool for close quarter pulling, stretching, and hoisting applications
- Hardened steel load sharing gears
- Double pawl arrangement for assured load control
- Forged upper and lower hooks with heavy cast steel latches



| Item # | Load Rating (tons) | Lift or Reach (ft.) | Level Pull to Life Rated (lbs.) |
|--------|--------------------|---------------------|---------------------------------|
| CM5310 | ¾ | 5 | 33 |
| CM5311 | ¾ | 10 | 33 |
| CM5312 | ¾ | 15 | 33 |
| CM5313 | ¾ | 20 | 33 |
| CM5328 | 1 | 5 | 44 |
| CM5315 | 1½ | 5 | 51 |
| CM5316 | 1½ | 10 | 51 |
| CM5317 | 1½ | 15 | 51 |
| CM5318 | 1½ | 20 | 51 |
| CM5329 | 2 | 5 | 68 |
| CM5320 | 3 | 5 | 77 |
| CM5321 | 3 | 10 | 77 |
| CM5330 | 6 | 5 | 77 |
| CM5331 | 6 | 10 | 77 |
| CM5332 | 6 | 15 | 77 |
| CM5333 | 6 | 20 | 77 |



COLUMBUS MCKINNON CORP.

Pullers

- Tough aluminum alloy construction and powder coat finish
- Weatherproof for outdoor service
- Hoistaloy hardened steel link type load chain for strength, long wear life and flexibility
- Weatherized Weston-type automatic braking system for positive load control
- Easy, one-hand operation and control — only 58 pounds of pull required for 3/4 ton model capacity
- Forged upper and lower hooks with latches standard
- Free wheeling for fast and easy attachment to load
- Upper and lower Latchlok hooks available for all capacities
- Optional Load Limiter protection device stops transmission of lever forces protecting against dangerous overload
- Optional Load Sentry warns of overload condition
- Optional anchor sling simplifies attachment to allow anchor hook to swivel in tight space applications (3/4 & 1 1/2 ton units only)
- Unlimited lift
- Lifetime warranty
- Made in U.S.A.



| Item # | Rated Capacity (ton) |
|--------|----------------------|
|--------|----------------------|

Standard Unit

| | |
|--------|-------|
| CM4043 | 3/4 |
| CM4045 | 1 1/2 |
| CM4047 | 3 |
| CM4050 | 6 |

Kit with Load Limiter

| | |
|--------|-------|
| CM4190 | 3/4 |
| CM4191 | 1 1/2 |
| CM4191 | 3 |
| CM4191 | 6 |

Kit with Load Sentry

| | |
|--------|-------|
| CM4096 | 3/4 |
| CM4098 | 1 1/2 |
| CM4098 | 3 |
| CM4098 | 6 |

Kit with Anchor Sling

| | |
|--------|-------|
| CM4071 | 3/4 |
| CM4072 | 1 1/2 |

COLUMBUS MCKINNON CORP.

Wide Range Trolley

Series 633

- Rugged steel side plates formed to include bumpers and trolley guards
- Frames connected by steel equalizer pin, secured by two nuts on each side
- Universal tread flanged trackwheels equipped with shielded ball bearings
- Easy rolling on American standard shapes, wide flange shapes or patented rail



| Item # | Rated Cap. (tons) | Depth of S-Beam (in.) | Flange Width (in.) | Tread Dia. (in.) |
|--------|-------------------|-----------------------|--------------------|------------------|
| CM3302 | 1/2 | 3-15 | 2 1/2-5 5/8 | 2 9/32 |
| CM3304 | 1 | 5-24 | 3-8 | 3 15/32 |
| CM3306 | 2 | 6-24 | 3 5/8-8 | 3 15/16 |
| CM3307 | 3 | 8-24 | 4-8 | 5 1/8 |

COLUMBUS MCKINNON CORP.

Binders

Tightener Load Binder

- Features a swivel hook for easier operation
- Either hook may be permanently attached to chain
- Rugged cast construction with formed hooks



| Item # | Working Load Limit (lbs.) | Handle Take up (in.) |
|---------|---------------------------|----------------------|
| CM48949 | 375 | 3 |

COLUMBUS MCKINNON CORP.

Binders

Lever Type Load Binder

- All components are forged, no cast parts
- Lighter and stronger than cast binders



| Item # | Working Load Limit (lbs.) | Handle Take up (in.) | Working Load Length (in.) |
|---------|---------------------------|----------------------|---------------------------|
| CM48304 | 2,600 | 3.75 | 11.25 |
| CM48305 | 5,400 | 4.50 | 16.12 |
| CM48406 | 9,200 | 4.75 | 16.62 |
| CM48769 | 7,100 | 4.50 | 16.62 |



COLUMBUS MCKINNON CORP.

Binders

Ratchet Type Load Binder

- Each ratchet component is forged from pure alloy steel
- Handle is designed loose using self-locking one-way bolts allowing easy removal of unwanted debris
- Proof tested to 50% of the minimum breaking strength
- Gears are permanently welded to the barrel



| Item # | Size (G30) | Size (G43) | Size (G70) | End Fittings | Working Load Limit (lbs.) | Take Up (in.) |
|---------|------------|------------|------------|-------------------|---------------------------|---------------|
| CM48364 | 1/4 | 1/4 | - | Hook/Hook | 2,600 | 4 |
| CM48811 | - | - | - | Eye/Eye (no hook) | 5,400 | 8 |
| CM48363 | - | - | - | Eye/Eye (no hook) | 13,000 | 8 |
| CM48810 | 3/8 | 3/8 | 5/16 | Hook/Hook | 5,400 | 8 |
| CM48360 | 3/8 | 3/8 | 3/8 | Hook/Hook | 7,100 | 8 |
| CM48365 | 3/8 | 3/8 | 5/16 | Hook/Hook | 5,400 | 8 |
| CM48366 | 1/2 | 1/2 | 3/8 | Hook/Hook | 9,200 | 8 |
| CM48367 | 5/8 | 5/8 | 1/2 | Hook/Hook | 13,000 | 8 |

COLUMBUS MCKINNON CORP.

CM Super Strong Anchor Shackles

Screw Pin Type

- All shackle pins are forged from alloy steel, heat treated and tempered to give greater strength
- All shackles are marked with size (inches and millimeters) and working load limit in tons
- Ultimate strength equals 6 times working load limit
- Proof load equals 2.2 times working load limit
- Built-in distortion detectors (3/16" - 2")



| Item # | Size (in.) | Work. Ld. Lmt. (tons) | P Dia. of Pin (in.) | L Inside Lgth. (in.) | B Inside Wdth. at Bow (min.) (in.) | R OD of Eye (max.) (in.) | W Wdth. Btwn. Eyes (in.) | Desc. |
|---------|------------|-----------------------|----------------------|-----------------------|-------------------------------------|---------------------------|---------------------------|---------|
| CMM646P | 1/4 | 3/4 | 5/16 | 1 1/8 | 3/4 | 7/8 | 15/32 | Painted |
| CMM647P | 5/16 | 1 | 3/8 | 1 1/4 | 13/16 | 1 | 17/32 | Painted |
| CMM648P | 3/8 | 1 1/2 | 7/16 | 1 7/16 | 15/16 | 1 1/8 | 21/32 | Painted |
| CMM649P | 7/16 | 2 | 1/2 | 1 11/16 | 1 1/16 | 1 1/4 | 3/4 | Painted |
| CMM650P | 1/2 | 3 | 5/8 | 1 7/8 | 1 3/16 | 1 3/8 | 13/16 | Painted |
| CMM651P | 5/8 | 4 1/2 | 3/4 | 2 3/8 | 1 1/2 | 1 7/8 | 1 1/16 | Painted |
| CMM652P | 3/4 | 6 1/2 | 7/8 | 2 13/16 | 1 3/4 | 2 1/8 | 1 1/4 | Painted |
| CMM653P | 7/8 | 8 1/2 | 1 | 3 5/16 | 2 | 2 3/8 | 1 7/16 | Painted |
| CMM654P | 1 | 10 | 1 1/8 | 3 3/4 | 2 5/16 | 2 5/8 | 1 11/16 | Painted |



COLUMBUS MCKINNON CORP.

Quick Links

- Application: Use as a repair link, connecting link, or attaching device

| Item # | Work. Ld. Lmt. (lbs.) | Chain Size (in.) | Gap (in.) |
|---------|-----------------------|------------------|-----------|
| CM82108 | 880 | 1/4 | 9/32 |
| CM82208 | 1,540 | 5/16 | 3/8 |
| CM82308 | 1,980 | 3/8 | 7/16 |



COLUMBUS MCKINNON CORP.

G70 Grab Hooks

- Meets ASTM and NACM standards
- Designed specifically for transport grade 70 chain
- 4:1 design factor
- Not recommended for overhead lifting



| Item # | Size | Working Load Limit (lbs.) |
|--------|------|---------------------------|
|--------|------|---------------------------|

Clevis Grab Hooks

| | | |
|---------|------|-------|
| CM62273 | 5/16 | 4,700 |
| CM62373 | 3/8 | 6,600 |

Eye Grab Hooks

| | | |
|---------|------|-------|
| CM71297 | 5/16 | 4,700 |
| CM71497 | 3/8 | 6,600 |

COLUMBUS MCKINNON CORP.

Grab Hooks

HERC-ALLOY 800®

- Quench and tempered alloy steel
- Fatigue rated
- Cradle design unique to CM



| Item # | Size (in.) | Working Load Limit (lbs.) |
|--------|------------|---------------------------|
|--------|------------|---------------------------|

Clevlok Grab Hook

| | | |
|----------|------|--------|
| CM659232 | 9/32 | 3,500 |
| CM659235 | 3/8 | 7,100 |
| CM659238 | 1/2 | 12,000 |
| CM659239 | 5/8 | 18,100 |

Clevlok Cradle Grab Hook GR80/100

| | | |
|----------|------|--------|
| CM659722 | 9/32 | 4,300 |
| CM659725 | 3/8 | 8,800 |
| CM659728 | 1/2 | 18,000 |
| CM659729 | 5/8 | 22,600 |
| CM659430 | 3/4 | 28,300 |

COLUMBUS MCKINNON CORP.

Sling Hooks

- Available with and without a latch
- Quench and tempered alloy steel
- 100% proof tested
- Fatigue rated



| Item # | Size (in.) | Working Load Limit (lbs.) | Latch |
|--------|------------|---------------------------|-------|
|--------|------------|---------------------------|-------|

Clevlok Sling Hooks

| | | | |
|----------|------|--------|---|
| CM657718 | 9/32 | 4,300 | y |
| CM557718 | 9/32 | 4,300 | n |
| CM657719 | 3/8 | 8,800 | y |
| CM557719 | 3/8 | 8,800 | n |
| CM657720 | 1/2 | 15,000 | y |
| CM557720 | 1/2 | 15,000 | n |
| CM657721 | 5/8 | 22,600 | y |
| CM557721 | 5/8 | 22,600 | n |
| CM657722 | 3/4 | 35,300 | y |
| CM557722 | 3/4 | 35,300 | n |

Eye Sling Hooks

| | | | |
|----------|-------|--------|---|
| CM558544 | 7/32 | 2,100 | y |
| CM458544 | 7/32 | 2,100 | n |
| CM558322 | 9/32 | 3,500 | y |
| CM458722 | 9/32 | 3,500 | n |
| CM558325 | 3/8 | 7,100 | y |
| CM458725 | 3/8 | 7,100 | n |
| CM558328 | 1/2 | 12,000 | y |
| CM458728 | 1/2 | 12,000 | n |
| CM558329 | 5/8 | 18,100 | y |
| CM458729 | 5/8 | 18,100 | n |
| CM558330 | 3/4 | 28,300 | y |
| CM458730 | 3/4 | 28,300 | n |
| CM558332 | 7/8 | 34,200 | y |
| CM458732 | 7/8 | 34,200 | n |
| CM558333 | 1 | 47,700 | y |
| CM458733 | 1 | 47,700 | n |
| CM558335 | 1 1/4 | 72,300 | y |
| CM458735 | 1 1/4 | 72,300 | n |

COLUMBUS MCKINNON CORP.

Mid-Grip Wire Rope Grips

- Double grip, double saddle wire rope clips allow full arc wrench swing for quicker installation, retightening or disassembly of nuts
- Unlike U-bolt type rope clips, Mid-Grip clips cannot be installed incorrectly with the saddle not on the live rope end



| Item # | Size (in.) | Rope Turn-Back (in.) | Min. # of Clips | Torque (ft./lbs.) |
|---------|------------|----------------------|-----------------|-------------------|
| CMM2247 | 5/16 | 5 | 2 | 30 |
| CMM2248 | 3/8 | 5 1/2 | 2 | 45 |



COLUMBUS MCKINNON CORP.

Connector Links

Hammerlok

- Attaches chain to master link and hooks
- Quench and tempered alloy steel
- 100% proof tested
- Fatigue rated



| Item # | Size (in.) | Working Load Limit (lbs.) |
|------------|------------|---------------------------|
| CM664028-2 | 9/32 | 3,500 |
| CM664038-2 | 3/8 | 7,100 |
| CM664050-2 | 1/2 | 12,000 |
| CM664062-2 | 5/8 | 18,100 |
| CM664075-2 | 3/4 | 28,300 |
| CM664089-2 | 7/8 | 34,200 |
| CM664100-2 | 1 | 47,700 |
| CM664125-2 | 1 1/4 | 72,300 |



MAASDAM POW'R-PULL®

Pow'R-Pull 12' Cable Puller

With Safety Latches

- 1 ton capacity
- 12' cable
- 1 piece, aluminum alloy ratchet wheel, "Notch-at-a-time" letdown
- 3/16" galvanized aircraft quality cable
- Interlocking, precision fit, Steel alloy pawls with safety spacer sleeve
- High strength, electro-plated steel parts, non-slip plastic grip
- Drop-forged steel slip hooks with OSHA recommended safety latches



| Item # |
|----------|
| MD144S-6 |



AMERICAN POWER PULL

Professional Power Pull With Safety Latches

- Cable limiter; keeps two wraps of cable on the ratchet wheel
- One piece pulley wheel, for longer cable life

| Item # | Leverage | Capacity (tons) | Pull (ft.) | Cable (in.) |
|--------|----------|-----------------|------------|-------------|
| PPS144 | 36:1 | 1 | 6 | 3/16 |
| PPS72A | 36:1 | 2 | 6 | 3/16 |



LUG-ALL CORPORATION

Cable Ratchet Winch-Hoists Aircraft Cable

- Aluminum alloy frame
- Swaged ball shank terminal locks cable securely in frame
- Hydraulically crimped copper sleeve on cable end
- Reversible handle-always a downward pull
- Self-storing aircraft cable
- Drop forged steel hooks



| Item # | Cable Dia. (in.) | Cable Lgth. | Capacity (ton) |
|-------------|------------------|-------------|----------------|
| LU1000-15SH | 3/16 | 16' | 1/2 |
| LU1500-25SH | 5/32 | 26' | 3/4 |
| LU3000-10SH | 7/32 | 11'6" | 1 1/2 |
| LU3000-30SH | 7/32 | 31'6" | 1 1/2 |
| LU4000-20SH | 1/4 | 22' | 2 |
| LU6000-15SH | 5/16 | 18' | 3 |



TELPRO Drywall Cart Troll®

The 1270 is more than just a drywall cart! It is truly multi-purpose. The open front lets one person load and unload without damaging the boards or your hands. The handles store for transportation and storage and also are used to create a flat bed cart. The 1270 has a 12 inch stacking space.



| Item # |
|--------|
| TE1270 |

Telpro Inc.

TELPRO Drywall Lift Panellift®

The original Panellift® Model 138-2 is the industry's leading drywall lifter. Why struggle with wallboard when you can single handedly lift wallboard up to 11 foot walls and ceilings? Cradle tilts laterally 65 degrees for easy loading and for installation on walls and sloped ceilings. It also tilts longitudinally 10 degrees. Fast action, single stage winch with silent cam-lock brake easily lifts and lowers wallboard so you don't have to strain your back



| Item # | Sheet Size & Capacity | Max Standard Reach (ft.) | Reach With Extension 186 (ft.) | Net Weight (lbs.) |
|---------|-----------------------|--------------------------|--------------------------------|-------------------|
| TE138-2 | 1 qty. up to 4' x 16' | 11 | 15 | 100 |

TELPRO 6 Foot Extension

- Replaces the two 4 foot telescoping extensions on the 138-2 allowing the lift to reach 15 feet
- The extension will not work on 8 foot ceilings and does raise the loading height to 54 inches; the loader will not work with this extension



Item #
TE186



WARNER TOOL Drywall Bench EZ-Stride®

- Made of lightweight, extruded aircraft aluminum with heavy welds
- Holds up to 450 lbs. with tools
- Bench top measures 9-1/2" wide and 48" long
- Folds to 6-1/2"x16"x48"



| Item # | Weight (lbs.) |
|----------|---------------|
| WAR10329 | 36 |

WARNER TOOL Extension Legs EZ-Stride®

- Leg extension increases bench top height to 47"
- Flared to increase stability and minimize tipping

Item #
WAR10040



APEX TOOL GROUP Cable Wire Campbell®

- High strength cable with a galvanized finish
- Campbell's wire rope is 6 x 19 fiber core construction and treated with a rust prohibiting oil



| Item # | Size (in.) | Type Const. | Feet Per Reel | Working Load Limit (lbs.) | Working Load Limit (kg) |
|--------------|------------|-------------|---------------|---------------------------|-------------------------|
| Cable | | | | | |
| CG7000427 | 1/8 | 7 x 7 | 500 | 340 | 154 |
| CG7000627 | 3/16 | 7 x 19 | 250 | 840 | 381 |
| CG7000827 | 1/4 | 7 x 19 | 250 | 1400 | 635 |

APEX TOOL GROUP Binder Chain Transport Campbell® Chain

A complete line of tie-down chains. All chains listed meet latest DOT regulations. For heavy-duty trucking. All with Clevis grab hooks.

- Chain grade System 7
- Chain length 20 feet; Link Size: 5/16



| Item # | Size (in. x ft.) | Work. Ld. Lmt. (lbs.) |
|-----------|------------------|-----------------------|
| CG0513574 | 5/16x20 | 4700 |
| CG0513665 | 3/8x20 | 6600 |

APEX TOOL GROUP High Test Chain Campbell®

- Designed for use in load binding, towing, logging, and other applications requiring high strength
- Standard material: Carbon steel
- Working Load Limit: 3900 lbs.



| Item # | Material Dia. (in.) | Working Load Limit (lbs.) |
|-----------|---------------------|---------------------------|
| CG0180512 | .33 | 3,900 |



APEX TOOL GROUP
Proof Coil Chain
Zinc Plated
Campbell®



- Excellent general-purpose chain of standard commercial quality
- Frequently used for fabricating tow chains, binding or tie-down chains

| Item # | Material Dia. (in.) | Working Load Limit (lbs.) |
|-----------|---------------------|---------------------------|
| CG0143226 | .16 | 400 |
| CG0143326 | .21 | 800 |
| CG0143426 | .26 | 1300 |

APEX TOOL GROUP
Wire Rope Clips

Galvanized
Campbell®

- Standard finish: Galvanized



| Item # | Used on Rope Size (in.) | Dim. B in. (mm) | Dim. C in. (mm) |
|------------|-------------------------|-----------------|-----------------|
| CGT7670419 | 3/32-1/8 | 1 (25) | 1/2 (13) |
| CGT7670429 | 3/16 | 1 1/16 (27) | 5/16 (14) |
| CGT7670439 | 1/4 | 1 1/2 (38) | 1 1/16 (17) |

APEX TOOL GROUP
Cable Ferrules
Campbell®

- Made from aluminum



| Item # | Desc. | Dim. for Cable in. (mm) |
|------------|----------------------------------|-------------------------|
| CGB7675324 | Cable Ferrules (2) and Stops (2) | 1/8 (3) |
| CGB7675344 | Cable Ferrules (2) and Stops (2) | 3/16 (5) |
| CGB7675354 | Cable Ferrules (2) and Stops (2) | 1/4 (6) |

APEX TOOL GROUP
Wire Rope Thimbles

Zinc Plated
Campbell®

- Standard Finish: Galvanized



| Item # | Size (in.) | Size (mm) | Dim. D in. (mm) |
|------------|------------|-----------|-----------------|
| CGT7670609 | 3/32-1/8 | 2-3 | 1 3/4 (44) |
| CGT7670619 | 3/16 | 5 | 1 3/4 (44) |
| CGT7670629 | 1/4 | 6 | 1 7/8 (48) |

APEX TOOL GROUP
Swaging Tool
Campbell®

- Material Finish: Steel
- Uses: For swaging ferrules onto wire rope or cable



| Item # | Used on Rope Size (in.) |
|-----------|-------------------------|
| CG7679038 | 1/8-3/16 |

APEX TOOL GROUP
Load Binders
Ratchet Type
Campbell®

- Ratchet load binder
- To tighten chain, typically for cargo securement
- Meets US DOT 393.100 -393.102 requirements for use with chain
- Ratchet lever



| Item # | For Chain Size and Type in. | Take-Up (in.) | Working Load Limit lbs. |
|-----------|-----------------------------|---------------|-------------------------|
| CG6207803 | 3/8 & 1/2 | 8 | 9,200 |

APEX TOOL GROUP
Load Binders
Campbell® Chain

- System 4 binders use carbon hooks and system 7 use alloy hooks



| Item # | For Chain Size and Type in. | Desc. | Take-Up (in.) | Working Load Limit lbs. |
|-----------|-----------------------------|------------------------------------|---------------|-------------------------|
| CG6203604 | 5/16 Sys. 7, 3/8 Sys. 4 | Doub. Swivel, Lever, Red, Imported | 4 1/2 (114) | 5400 |



HILMAN, INC.

Heavy Moving Rollers Kits & Sets FT Series

Everything required to make heavy moves up to 60 tons is included in Hilman's Deluxe Kits and Economy Sets! Both include four swivel locking Hilman Rollers with either padded or diamond steel tops and two steering handles; four preload pads are also included with rollers having the SLD style top; Sets contain full length steering handles; Kits contain knock down handles in two sections to fit into a sturdy steel storage case. Kit cases are lockable and have sturdy lifting grips for easy handling, providing protection from exposure and theft, while assuring all rollers are there when a heavy move needs to be made. Each kit or set provides the necessary gear to tackle a moving project up to that respective capacity.

- No. of rollers: 4 swivel-locking
- Swivel/Locking pads



| Item # | Capacity (ton) | Pad Surface | Wt. (Lbs.) |
|--------------|----------------|--------------------|------------|
| HIKRS-15-SLD | 15 | Diamond Steel Grid | 196 |
| HIKRS-30-SLD | 30 | Diamond Steel Grid | 208 |
| HIKRS-40-SLD | 40 | Diamond Steel Grid | 212 |
| HIKRS-60-SLD | 60 | Diamond Steel Grid | 252 |

HILMAN, INC.

Rigger Kit

With Steel Case

- Riggers kit 8 tons
- Limitless variety of uses, they provide the ability to move up to 3 tons or 8 tons
- Kits includes (4) 4000 lb. Capacity Rollers and (2) 48 In. Handles
- Sturdy steel carrying cases



| Item # | Capacity (ton) | Pad Surface | Weight (lbs.) |
|------------|----------------|---------------|---------------|
| HIKRS-8-4S | 8 | Swivel Padded | 85 |

HILMAN, INC.

Hydraulic Toe jacks

- Easy to use hydraulic jacks mean effortless lifting of heavy machinery and equipment, high enough to slide a set of Hilman Rollers underneath to move it wherever you want to go



| Item # | Capacity (ton) | Lifting Max Height (in.) |
|----------|----------------|--------------------------|
| HIHTJ-10 | 10 | 9 |

HILMAN, INC.

Tri-Glide Moving System

- Set capacity 80 tons
- Supplied with polyurethane wheels only
- The Hilman Tri-Glide provides a comprehensive modular load moving system designed to safely cope with moving heavy weights
- Polyurethane wheels for use on sensitive floors e.g. highly painted, tiled surfaces
- All wheels have shielded ball bearings for low rolling resistance
- No floor damage
- Steerable front skates for total control
- Steering handle with towing eye
- Even weight distribution
- Modular format for three or four point moving
- Non-slip neoprene pads on each load bearing surface
- Low weight and compact size for easy transportation
- Combinations provide easy configurations



Item #

HIKTG-80P

JET

WMH TOOL GROUP

Premium Pallet Truck

- Easy-to-use with large ergonomic handle, fingertip controls and 200° turning radius
- Handle returns to upright position when not in use
- Articulating axle maintains wheel contact on uneven floor surfaces
- One-piece cast pump features hardened and chromed piston and ram with high quality seals
- Pump also features step-less lowering valve, allowing you to control the rate of descent, top-of-stroke and safety overload bypass system
- Single point replacement valve makes servicing or rebuilding easy
- Solid steel lifting rods, no periodic adjustment required
- Rounded fork tips with nylon rollers for trouble-free pallet entry and exit
- Polyurethane over aluminum steer wheels with lifetime lubricated bearings
- Nylon load wheels with lifetime lubricated bearings



| Item # | Model No. | Capacity (lbs.) | Wt |
|------------|-----------|-----------------|-----|
| JEPT-2748W | 140075 | 6,000 | 200 |



WMH TOOL GROUP
Heavy-Duty Bottle Jacks

JET

- Robotically welded base and cylinders
- Chromed pump piston and ram for added rust resistance
- Works in upright, angle or horizontal positions
- Pump handle included with all models
- Complies with ANSI/ASME PALD-1 and B30.1 standards



| Item # | Rated Cap'y (ton) | Closed Ht (in.) | Piston Ht (in.) | Head Screw (H/in.) | Max Ht (in.) | Base Size (LPW/in.) |
|---------------|-------------------|-----------------|-----------------|--------------------|--------------|---------------------|
| JEJBJ-12-1/2L | 12 | 6¾ | 3¾ | 3 | 13¾ | 6½ x 4½ |



AMERICAN POWER PULL
Heavy-Duty Hand Trucks

- Durable tube construction
- Nose Plate: 7-1/2"x14"
- Wheels: 10"

| Item # | Desc. | Size HxLxW (in.) | Capacity (lbs.) |
|--------|-----------------|------------------|-----------------|
| PP5400 | Solid Wheel | 50x18x19.75 | 600 |
| PP5419 | Pneumatic Wheel | 50x18.5x22.5 | 600 |



AMERICAN POWER PULL
Heavy-Duty Hand Trucks

Appliance Dolly

- Securing strap to prevent slipping
- Solid rubber tires
- Crawler tread to help move load
- Ratchet tension securing strap
- Ball bearing wheels



| Item # | Size HxLxW (in.) | Capacity (lbs.) |
|--------|------------------|-----------------|
| PP5500 | 60x11x24 | 1,000 |



RUBBERMAID COMMERCIAL PRODUCTS
Heavy-Duty Dolly

- One piece high impact molded polyethylene
- 4" non-marking double ball race-way casters
- Non marking padded deck



| Item # | Size (in.) | Capacity (lbs.) |
|--------|------------|-----------------|
| RB9T55 | 30x18 | 1000 |

RUBBERMAID COMMERCIAL PRODUCTS
Triple® Trolley

- Sturdy structural foam deck won't rust, dent, chip or peel
- Non-skid platform surface helps prevent load shifting
- Tough plastic construction is easy on walls and doors
- Three-position user-friendly handle lets users push, pull or fold flat for use as a dolly
- Casters are non-marking



| Item # | Size (in.) | Capacity (lbs.) |
|-----------|------------|-----------------|
| RB4401-00 | 33½x20½ | 500 |



RUBBERMAID COMMERCIAL PRODUCTS *Heavy-Duty Utility Carts*

- Sturdy structural foam construction won't rust, dent, chip or peel
- Standard cup holder and storage compartments on top shelf
- Rounded corners protect walls and surroundings
- Lightweight and maneuverable
- 5" diameter, non-marking casters (two fixed, two swivel)



| Item # | Desc. | Size (in.) | Capacity (lbs.) | Wt |
|--------|-----------------|--|-----------------|------|
| RB4500 | 2 Shelf (Small) | 39x17 $\frac{1}{2}$ x33 $\frac{3}{4}$ | 500 | 34.4 |
| RB4520 | 2 Shelf (Med) | 45 $\frac{1}{4}$ x25 $\frac{7}{8}$ x33 $\frac{3}{4}$ | 500 | 44.6 |

RUBBERMAID COMMERCIAL PRODUCTS *Structural Foam Tilt Truck Standard Duty*

- Fits through standard commercial and onto elevators easily
- Non-marking casters reduce touch-up cleaning
- Optional domed lid available



| Item # | Dimension (in.) | Size (cu. yd.) | Wt. Cap. (lb.) |
|--------|--|----------------|----------------|
| RB1013 | 64 $\frac{1}{2}$ x30 $\frac{3}{4}$ x38 | $\frac{3}{4}$ | 1000 |

Domed Lid

| | |
|--------|--------------------------------------|
| RB1028 | 61x31 $\frac{3}{4}$ x8 $\frac{3}{4}$ |
|--------|--------------------------------------|

RUBBERMAID COMMERCIAL PRODUCTS

Molded Tilt Trucks

- Sturdy, plastic construction weighs much less than metal
- Easy to handle and maneuver through doorways and elevators
- Inset wheels on 1/2 cu. yd. and 1 cu. yd. models protect walls, fixtures and patrons
- Optional domed lids available



| Item # | Dimension (in.) | Size (cu. yd.) | Wt. Cap. (lb.) | UoM |
|--------|--|----------------|----------------|-----|
| RB1314 | 72 $\frac{1}{4}$ x 33 $\frac{1}{2}$ x 43 $\frac{3}{4}$ | 1 | 750 | Ea |

Domed Lid

| | |
|--------|-----------|
| RB1317 | Fits 1314 |
|--------|-----------|



SUMNER *Material Lift Roust-A-Bout*

The Sumner Roust-A-Bout enables one man to lift and place loads in tight locations that would be impossible with other lifts. The flexible Roust-A-Bout not only makes the job possible . . . it can pay for itself in days by reducing job time. This dependable lift can raise a 1,500 lb. (682 kg) load to heights up to 25 feet (7.6 m) in minutes. In addition, the load can be moved vertically and horizontally at the same time. Wider loads (up to 1,000 lbs.) can be handled with the addition of Sumner's Tee Head Extension Bar. The Roust-A-Bout eliminates the need for many other tools such as come alongs, scaffolds, monorails, and swing booms.



- Lifts 1,500 pounds (680 kg)
- 15', 18' and 25' heights
- Moves vertically and horizontally
- Separate load and mast winches
- 2-speed winch
- Infinite load height adjustment
- Ideal for job site or shop
- Mast and base separate quickly for EASY transport

| Item # | Base | Max Height |
|----------|-----------|------------|
| SU780300 | 32" x 40" | 15' |
| SU780301 | 40" x 40" | 15' |
| SU780302 | 50" x 50" | 18' |
| SU780303 | 60" x 60" | 25' |

SUMNER *Tee Head Extension Bar*

- Expands the Roust-A-Bout for handling bulky loads up to 1000 lb.

781060: Used for R-100/150 models

781061: Used for R-180 model

781062: Used for R-250 model



| Item # |
|----------|
| SU781060 |
| SU781061 |
| SU781062 |

SUMNER *Grasshopper Cart*

Enables one man to lift 2,000 lbs. Unassisted!

- Special sliding chain block design accommodates long and short loads
- Carries up to 20" diameter pipe, toolboxes, fittings, and valves
- Length: 12' (366 cm)
- Width: 36" (91 cm)
- Height: 40" (102 cm)



| Item # |
|----------|
| SU780351 |



SUMNER
Mobile Pipe Cart
Pipe Mac™

- Transports 2,000 lb of pipe, individually or up to a height of 34"
- Six 6" heavy duty casters
- Center-positioned casters makes rolling the Pipe Mac easy and enables quick cart rotation for tight turns
- Posts pull out for compact storage
- Stacks when not in use



| Item # | Weight (lbs.) |
|----------|---------------|
| SU783230 | 170 |

SUMNER
Contractor Lifts
Manually Operated
Series 2100

- 12', 18', and 24' heights
- 650 lb. capacity
- One-piece, lightweight design
- Fast action stabilizer legs
- Compact storage
- Sumner-built winch
- Can be stored in the folded, compact position
- Rolls in upright, stored position
- Load cable away from operator
- Unique mast hold-down system



| Item # | Model | Max. Height (forks up) |
|----------|-------|------------------------|
| SU783650 | 2112 | 13 in. 1 in. |
| SU783651 | 2118 | 18 ft. 6 in. |
| SU783652 | 2124 | 23 ft 11 in. |

SUMNER
Contractor Lift

- A super compact 12 ft (3.6m) lift
- 400 lb (180 kg) lifting capacity
- One piece construction –no loose pieces
- Easily portable for one person operation
- Fits most SUVs and vans
- 13 ft. height when forks reversed
- Height max. (forks up) 13.0'
- Height max. (forks down) 12.0'
- Lift capacity 400.0 lb.
- Height stowed 62.8"
- Length stowed 23.0"
- Length operating 48.0"
- Width stowed 26.4"
- Width max 26.4"
- Winch cranks per ft/m 8
- Basic weight 195.0 lb



| Item # | Model |
|----------|-------|
| SU784750 | 2412 |

SUMNER
Contractor Lift

- A compact 16 ft (4.9 m) lift
- 450 lbs (200 kg) lift capacity
- Compact & transportable
- One piece construction – no loose pieces
- Fits most SUVs and vans
- Inside mast cable feed
- Pulley guards prevent cable from coming off
- Height max. (forks up) 17' 5.1 m
- Height max. (forks down) 16' 4.8 m
- Lift capacity 450 lbs 200 kg
- Height stowed 62-3/4" 159.4 cm
- Length stowed 23" 58.4 cm
- Length operating 48" 121.9 cm
- Width stowed 26-3/8" 67.1 cm
- Width max 55-1/4" 140.3 cm
- Winch cranks per ft/m 8 24
- Basic weight 243 lbs 110.2 kg



| Item # | Model |
|----------|-------|
| SU784751 | 2416 |

SUMNER
Cricket Carts
Cricket™

- Transport 20 ft pipe lengths up to 1,000 lbs
- Ideal job-site material carrier
- Comes with ratchet hold-down strap and 16" tubed tires
- Quick handle disconnect for compact storage



Uses leverage to lift pipe

1. Use ratchet to secure cricket to pipe
2. Use handle to flip cricket & pipe
3. Reposition handle

Great for flanges, fittings and valves

| Item # |
|----------|
| SU782699 |

SUMNER
Mobile
Jobsite Storage Cart
MacRack™

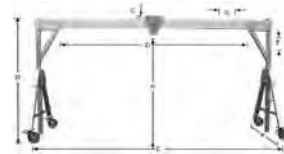
- Patented stacking feature: stack similar carts together or with other Stacking Mac Rack products
- Shipped assembled with 6" heavy duty casters
- Durable powder coat finish
- 1,000 lb. load capacity



| Item # | Weight (lbs.) |
|----------|---------------|
| SU783317 | 165 |

SUMNER

SUMNER 2 Ton Aluminum Gantry GH2T



Lightweight, portable and easily assembled GH2T Gantry Lift for mechanical contractors. The GH2T Gantry lift has a lift capacity of up to 2 metric tons (4,400 lbs) and is available in 4 Imperial sizes (8, 10, 12 and 15 foot)

- Simpler to transport, assemble and adjust than comparable Gantry lifts
- The entire assembly is light enough to be erected by a two-man crew
- The advanced design allows a pivoting feature where the beam with trolley is inserted into receiver of each A-Frames then raised and final bolting of beam occurs
- Height adjustments can be made on either side by one man using the adjustable mast lifting handle and removable quick-action mast locking pin
- Beams come with convenient carrying handles on both ends
- A-frame assemblies fold up and lock in folded position with plunger pins
- The entire assembly is pinch-point free
- The Sumner GH2T Gantry lift consists of 3 main components: two A-frames and a cross beam. A-frames lock in folded position using plunger pins and feature a removable quick action locking pin. Adjustable lifting handle allow height adjustments to be made in 6-inch increments. Each A-frame has two 8-inch lockable casters and weighs 113 lbs with casters. The trolley features a set screw that holds it in place during assembly and weighs approximately 15 lbs. Cross beams come in seven sizes (8, 10, 12 and 15 foot) and feature two span adjustments on either end of 13-inches as well as nylon carrying handles.

| Item # | Model No. | Max/Min Height To Lifting Eye (A) | Max Height To Top Of Beam (B) | Max Height To Top Of Trolley (C) | Max Working Span (D) | Span Between Wheels (E) | Height Adjustment (F) | Span Adjustment (G) | Max Width Of A Frame (H) | Weight (lbs.) |
|----------|-----------|-----------------------------------|-------------------------------|----------------------------------|----------------------|-------------------------|-----------------------|---------------------|--------------------------|---------------|
| SU785101 | GH2T-7.5 | 113"/83" | 131" | 2½" | 142" | 15' | 6" | 13" | 60¾" | 328 |
| SU785100 | GH2T-15 | 113"/83" | 131" | 2½" | 52" | 7.5' | 6" | 13" | 60¾" | 287 |

GOLO POWER WINCH

GOLO Electric Winch



Power Winch Designation Code:

- Winch Series: 1200=1200, 7=700
- Voltage: 15=115 volt, 30=230 volt
- Switch Control: S=Standard(mounted on winch), R=Remote (10-ft. remote cord, additional lengths available), MO=Momentary Selector Switch, Ma=Maintained Selector Switch
- If Remote Disconnect is required, add an X after model # (Ex. 12-15 RMO X)
- If Double Drum is required add a D before model # (Ex. D 12-15 RMO)

Important:

- First cable layer should have at least the first five wraps not in use
 - Each additional cable layer reduces capacity
 - Block and tackle arrangement (use double line only): doubles capacity and cable on drum but reduces line speed by one-half
- Cable On Drum, Cable Dia. (in.) x Drum Capacity (ft.) x Breaking Strength (lbs.):

- 1/8 x 512 x 2000
- 5/32 x 325 x 2800
- 3/16 x 215 x 4200
- 7/32 x 165 x 5600
- 1/4 x 135 x 7000
- Galvanized aircraft cable, 7 x 19, is recommended for strength and flexibility

Important:

Cordem specifies a minimum cable safety factor of 5:1 and a safety latch on all hooks.

| Item # | Lift Capacity (lbs.) 1st Drum Cable Layer | Lift Capacity (lbs.) Full Drum | Line Speed (ft./min.) In 1st Drum Cable Layer | Line Speed (ft./min.) In Full Drum | Line Speed (ft./min.) Out 1st Drum Cable Layer | Line Speed (ft./min.) Out Full Drum | Line Speed (ft./min.) No Load 1st Drum Cable Layer | Line Speed (ft./min.) No Load Full Drum |
|--------------|---|--------------------------------|---|------------------------------------|--|-------------------------------------|--|---|
| GO12-15-RPNT | 1200 | 700 | 17 | 25 | 37 | 54 | 28 | 41 |

JOBBOX

JOBBOX Tool Box On-Site Storage Jobbox



- Bolt cutter free locking system
- Tri-Hide exterior enamel coating provides maximum rust and corrosion resistance
- 16-gauge reinforced steel construction
- Site-Vault™ Security System - 3-point lock engagement is virtually impossible to bend or pry open

| Item # | L x W x H (in.) | Cubic ft. | Shipping Weight (lbs.) |
|--------|-----------------|-----------|------------------------|
|--------|-----------------|-----------|------------------------|

Welder's Box & Small Chests

| | | | |
|----------|----------|-----|----|
| DB650990 | 30x16x12 | 3.3 | 33 |
| DB651990 | 31x18x15 | 4 | 70 |

Heavy-Duty Chests

| | | | |
|-----------|--------------------------------------|------|-----|
| DB1652990 | 36x20x23 ³ / ₄ | 8.3 | 98 |
| DB1653990 | 42x20x23 ³ / ₄ | 9.3 | 118 |
| DB1654990 | 48x24x27 ³ / ₄ | 15.4 | 148 |
| DB1655990 | 60x24x27 ³ / ₄ | 19.3 | 182 |
| DB1656990 | 48x30x33 ³ / ₈ | 24.3 | 190 |
| DB1658990 | 72x24x27 ³ / ₄ | 23.2 | 220 |

JOBBOX Tool Box Lockable Sloped Lid Chests for Jobsite Storage Jobbox



- Full length piano hinge ensures smooth and consistent operation
- Full width shelf separates and stores smaller items

| Item # | L x W x H (in.) | Cubic ft. | Shipping Weight (lbs.) |
|-----------|--------------------------------------|-----------|------------------------|
| DB1680990 | 60x30x39 ¹ / ₂ | 30.7 | 243 |

JOBBOX Drop-Front Top Chest High-Capacity



- 37% more capacity for storing taller, bulkier equipment
- Extra wide, low-incline ramp supports up to 1,000 lbs for safe and easy loading and unloading
- Installs inside 14 gauge steel housing to prevent being pried, cut or knocked out during break in

| Item # | L x W x H (in.) | Cubic ft. | Shipping Weight (lbs.) |
|-----------|-----------------|-----------|------------------------|
| DB1657990 | 60x31x45 | 41.5 | 340 |

JOBBOX Drop-Front Top Chest

- Two deep storage bins located on both side walls
- Bottom shelf on most models lifts up for easier loading and unloading of large items in the bottom
- Gas springs assist with opening and closing the door; they are embedded in the side walls and protected from damage and jamming - guards reinforce the side walls
- Drop-down tapered ramp is reinforced to support heavy loads and locks with two sliding gate bolts on the inside; makes it easy to roll or put heavy items in the bottom of the box



| Item # | L x W x H (in.) | Cubic ft. | Shipping Weight (lbs.) |
|-----------|-----------------|-----------|------------------------|
| DB1683990 | 60x30x50 | 47.5 | 405 |

JOBBOX TOOL BOX Lockable Piano Boxes for Jobsite Storage Jobbox®



- Two deep storage bins located on both side walls
- Bottom shelf on most models lifts up for easier loading and unloading of large items in the bottom
- Gas springs assist with opening and closing the door

| Item # | L x W x H (in.) | Cubic ft. | Shipping Weight (lbs.) |
|-----------|-----------------|-----------|------------------------|
| DB1688990 | 60x31x38 | 34.5 | 283 |
| DB1682990 | 60x31x50 | 47.5 | 326 |
| DB1681990 | 48x31x50 | 38 | 286 |

JOBBOX Field Office Jobbox®



- Can be propped into a flat working surface and provides pad-lockable storage underneath
- Provides hanging storage of smaller items, shelf space for large objects and bins to hold small tools and supplies
- Stores items up to 60" in length and is opened by a lanyard inside the lower cabinet for additional security
- Pin secures open door support arm to bracket and side wall to prevent accidental door closing

| Item # | L x W x H (in.) | Cubic ft. | Shipping Weight (lbs.) |
|-----------|-----------------|-----------|------------------------|
| DB1674990 | 63x42x80 | 100 | 660 |

JOBBOX

JOBBOX Drawer Cabinet Jobbox®

- Three 2-1/2" deep drawers have 75 lb. load capacity
- Five 5-1/2" deep drawers have 125 lb. load capacity
- 4-1/2" deep top shelf and three 3" deep shelves on each door
- Recessed lifting handles
- Hand or foot-operated door latch release system
- Drawers fully extend for easy access



| Item # | L x W x H (in.) | Cubic ft. | Shipping Weight (lbs.) |
|-----------|---------------------------------------|-----------|------------------------|
| DB1679990 | 24x60 $\frac{1}{2}$ x53 $\frac{1}{4}$ | 58.7 | 610 |

JOBBOX Rolling Work Bench Jobbox®

- Drawers and shelves are easy to move to match your requirements; add additional drawers of shelves as needed
- 18 Ga. steel drawers have heavy-duty ball bearing glides, Model 678990 has 125 lb. capacity drawers; other models have 75 lb. capacity drawers
- Available with 4" or 6" casters; includes two fixed and two lockable swiveling casters



| Item # | Desc. | L x W x H (in.) | Cubic ft. | Shipping Weight (lbs.) |
|----------|----------------------------------|--|-----------|------------------------|
| DB678990 | 6 Drawers, 1 Shelf, 6" Casters | 49 $\frac{7}{8}$ x26 $\frac{7}{8}$ x40 $\frac{5}{8}$ | 24.6 | 342 |
| DB676990 | 4 Drawers, 1 Shelf, 4" Casters | 43 $\frac{7}{8}$ x26 $\frac{7}{8}$ x38 $\frac{1}{2}$ | 21.7 | 294 |
| DB675990 | 2 Drawers, 2 Shelves, 4" Casters | 43 $\frac{7}{8}$ x26 $\frac{7}{8}$ x38 $\frac{1}{2}$ | 21.7 | 266.5 |

JOBBOX Rolling Clam Shell Cabinet

- Moveable storage: Eight 4" heavy-duty casters open and close cabinet, hinge stop prevents cabinet from fully opening and reduces potential for tipping, high center handles for opening, closing and moving cabinet



| Item # | L x W x H (in.) | Cubic ft. | Shipping Weight (lbs.) |
|----------|---------------------------------------|-----------|------------------------|
| DB692990 | 62 $\frac{1}{2}$ x30x63 $\frac{1}{2}$ | 58 | 472 |

JOBBOX Gang Box Heavy-Duty Cabinets Jobbox®

- Two-door models provide built-in door shelves for small items
- Charge batteries overnight on site: Access holes are located in the side walls



| Item # | Desc. | L x W x H (in.) | Cubic ft. | Shipping Weight (lbs.) |
|----------|------------------------|--|-----------|------------------------|
| DB694990 | Two Doors | 60 $\frac{1}{8}$ x24 $\frac{1}{4}$ x60 $\frac{3}{4}$ | 47.5 | 379 |
| DB695990 | Four Doors, Both Sides | 60 $\frac{1}{8}$ x32 $\frac{1}{4}$ x60 $\frac{3}{4}$ | 63.7 | 523 |
| DB697990 | Two Doors, Open Side | 60 $\frac{1}{8}$ x24 $\frac{1}{4}$ x60 $\frac{3}{4}$ | 47.5 | 366 |
| DB698990 | Two Doors | 60 $\frac{1}{8}$ x30 $\frac{1}{4}$ x60 $\frac{3}{4}$ | 58.7 | 436 |

JOBBOX Vehicle Underbed Boxes Steel

- 3/4" wide rain gutter surrounds the door opening to channel moisture around the opening to protect the contents
- T-handle draws the door tight against the weather stripping and locks at 3-points; reinforced cam lock for superior security



| Item # | L x W x H (in.) | Shipping Weight (lbs.) |
|--------------|-----------------|------------------------|
| Black | | |
| DB733980 | 24x18x18 | 68 |
| DB734980 | 30x18x18 | 80 |
| DB735980 | 36x18x18 | 92 |
| DB738980 | 48x18x18 | 117 |

JOBBOX Tool Chest Trays Removable

- Removable trays with built-in handles for storing small parts or tools
- Trays are made of 16-gauge steel; hemmed edges add strength and eliminate sharp edges
- Small parts storage trays for chests
- Heavy-duty, durable design



| Item # | Fits Chest # | L x W x H (in.) |
|----------|------------------------------|------------------------|
| DB628990 | 1-652990, 1-653990 | 18 $\frac{3}{16}$ x8x4 |
| DB627990 | 1-656990 | 28 $\frac{3}{16}$ x8x4 |
| DB626990 | 1-654990, 1-655990, 1-658990 | 22 $\frac{3}{16}$ x8x4 |
| DB624990 | 651990 | 16 $\frac{3}{16}$ x8x4 |
| DB620990 | 652990 | 15 $\frac{3}{16}$ x8x4 |



KNAACK® JOBSITE STORAGE EQUIPMENT

Jobsite Storage Chests

JOBMASTER®

- Watchman IV Lock System (1 #5 Masterlock)
- 3 point latching (#KN42 and larger)
- Heavy-duty hinges
- Power Pass™ - Electrical pass-through grommet (#KN42 and larger)
- Reinforced lock housing
- Powder coat finish



| Item # | Cubic ft. | Height (in.) | Length (in.) | Width (in.) | Wt. |
|--------|-----------|--------------|--------------|-------------|-----|
| KN4830 | 25.25 | 29 | 48 | 30 | 194 |
| KN4824 | 16 | 23 | 48 | 24 | 158 |
| KN2472 | 24.5 | 23 | 72 | 24 | 216 |
| KN60 | 20.25 | 23 | 60 | 24 | 190 |
| KN42 | 9 | 18 | 42 | 19 | 114 |
| KN36 | 7 | 16 | 36 | 19 | 97 |
| KN32 | 5 | 13 | 32 | 19 | 84 |

KNAACK® JOBSITE STORAGE EQUIPMENT

Slant Top Storage Chest

STORAGEMASTER®

- Storage Capacity: 31 cu. ft.



| Item # | Height (in.) | Length (in.) | Width (in.) | Wt |
|--------|--------------|--------------|-------------|-----|
| KN3068 | 37 | 60 | 30 | 265 |

KNAACK® JOBSITE STORAGE EQUIPMENT

Jobsite Storage Chests

STORAGEMASTER®

- Storage Capacity: 57.5 cu. ft.
- Model 91 has 48" wide fold down ramp to make loading large, bulky items easy



| Item # | Height (in.) | Length (in.) | Width (in.) | Wt |
|--------|--------------|--------------|-------------|-----|
| KN90 | 49 | 72 | 30 | 380 |
| KN91 | 49 | 72 | 30 | 409 |

KNAACK® JOBSITE STORAGE EQUIPMENT

Jobsite Storage Chests

STORAGEMASTER®

- Watchman IV Lock System
- Gas spring assisted lid
- Powder coat finish



| Item # | Storage Cap. | Height (in.) | Length (in.) | Width (in.) | Wt. |
|--------|--------------|--------------|--------------|-------------|-----|
| KN89 | 47.8 | 49 | 60 | 30 | 337 |
| KN79 | 38.2 | 49 | 48 | 30 | 287 |
| KN69 | 35.3 | 34 | 60 | 30 | 282 |

KNAACK® JOBSITE STORAGE EQUIPMENT

Welders Chests

JOBMASTER®

- Storage Capacity: 3.3 cu. ft.



| Item # | Storage Cap (cu. ft.) | Height (in.) | Length (in.) | Width (in.) | Wt |
|--------|-----------------------|--------------|--------------|-------------|----|
| KN28 | 2.3 | 12 | 28 | 12 | 32 |
| KN30 | 3.3 | 12 | 30 | 16 | 38 |

KNAACK® JOBSITE STORAGE EQUIPMENT

Accessory Trays

KNAACK® Jobsite Storage Equipment

- Lift out tray to keep tools organized and ready to go



| Item # | Fits | Height (in.) | Length (in.) | Width (in.) | Wt | Dividers |
|--------|----------------|--------------|--------------|-------------|----|----------|
| KN51 | 28 | 3 | 27% | 11 | 11 | No |
| KN31 | 4830 | 4 | 27% | 8 | 11 | No |
| KN21 | 2472, 4824, 60 | 4 | 21% | 8 | 9 | No |
| KN41 | 32, 36, 42 | 4 | 16% | 8 | 7 | No |
| KN11 | - | 3 3/4 | 18 | 10 | 11 | Yes |
| KN10 | - | 3 3/4 | 18 | 10 | 11 | No |



KNAACK® JOBSITE STORAGE EQUIPMENT

Half-Width Shelf Cabinets JOBMASTER®

- One-time lock installation means no downtime replacing locks
- Convenient foot latch opens the doors when you step on it, allowing hands-free operation
- Deep door design for maximum pry-bar resistance and better tool organization
- Ability to add accessory door shelves
- KN111 - Open right side w/ top shelf
- Picture of KN112 shown



| Item # | Storage Cap (cu. ft.) | Height (in.) | Length (in.) | Width (in.) | Wt. |
|--------|-----------------------|--------------|--------------|-------------|-----|
| KN112 | 54.9 | 60 | 60 | 30 | 670 |
| KN111 | 47½ | 60 | 60 | 24 | 385 |

KNAACK® JOBSITE STORAGE EQUIPMENT

Mobile Heavy-Duty Field Station

KNAACK® Jobsite Storage Equipment

- WATCHMAN® 5 Lock System features heavy-gauge double latches and a vertically mounted recessed lock that resists drill-outs, prying and cutting for superior tamper and weather-resistance
- Thicker 14-gauge steel bottom provides enhanced structural rigidity, durability and strength
- Dual gas springs for smooth, one-handed lift. One spring locks securely in place
- Four-way skids allow access from any side, making it easier and faster to transport
- NEW! Adjustable and removable split shelves let you organize your storage down below



| Item # | Storage Cap. | Height (in.) | Length (in.) | Width (in.) | Wt. |
|----------|--------------|--------------|--------------|-------------|-----|
| KN119-01 | 115.2 | 82 | 60 | 42 | 678 |

KNAACK® JOBSITE STORAGE EQUIPMENT

Rolling Cabinet JOBMASTER®

- Storage Cap: 60.9 cu. ft.
- Load Cap: 1200 lbs. evenly distributed



| Item # | Height (in.) | Length (in.) | Width (in.) | Load Capacity (lbs.) | Wt |
|--------|--------------|--------------|-------------|----------------------|-----|
| KN100 | 65 | 60 | 15 | 1200 | 470 |

KNAACK® JOBSITE STORAGE EQUIPMENT

Mechanics Chest STORAGEMASTER®

- Red mechanics bench
- Features:
- 3 - 1" deep drawers
 - 4 - 2-1/2" deep drawers
 - 1 - 6" deep drawer
 - 1 - 1" deep shelf
 - Load Capacity: 1,000 lbs.



| Item # | Height (in.) | Length (in.) | Width (in.) | Wt |
|--------|--------------|--------------|-------------|-----|
| KN63 | 30½ | 46¼ | 25 | 352 |

KNAACK® JOBSITE STORAGE EQUIPMENT

Rolling Work Bench JOBMASTER®

- 4" casters included
- Welded shelf on left side for strength
- Load capacity: 800 lbs.



| Item # | Height (in.) | Length (in.) | Width (in.) | Wt |
|--------|--------------|--------------|-------------|-----|
| KN44 | 33½ | 40¾ | 25 | 240 |

KNAACK® JOBSITE STORAGE EQUIPMENT

Hand Tool Boxes

18 Ga. Steel

KNAACK® Jobsite Storage Equipment



| Item # | Storage Capacity (cu. ft.) | Height (in.) | Length (in.) | Width (in.) | Wt |
|--------|----------------------------|--------------|--------------|-------------|----|
| KN741 | .75 | 8 | 20 | 8 | 17 |
| KN742 | 1 | 9 | 22 | 9 | 22 |
| KN743 | 1.5 | 9½ | 26 | 11 | 27 |

KNAACK® JOBSITE STORAGE EQUIPMENT

Wall Cabinet JOBMASTER®

- Storage Capacity: 10.7 cu. ft.



| Item # | Height (in.) | Length (in.) | Width (in.) | Wt |
|--------|--------------|--------------|-------------|----|
| KN33 | 36 | 32 | 16 | 81 |



KNAACK® JOBSITE STORAGE EQUIPMENT **Portable Worktable**

**KNAACK® Jobsite
Storage Equipment**



| Item # | Height (in.) | Length (in.) | Width (in.) | Wt |
|--------|--------------|--------------|-------------|-----|
| KNR-72 | 36 | 71½ | 27½ | 136 |



EZ ROLL, INC. **Tool Box Casters**

- Industrial grade
- Polyolefin wheels designed for hard impacts and heavy loads
- Non-marking for floor protection
- Resistant to most oils, chemicals, gasoline, acids and grease



| Item # | Desc. | Capacity Per Set (lbs.) |
|----------------|---------------------------------|-------------------------|
| EZ40-PO-SET | 4" - 2 swivel, 2 rigid | 2400 |
| EZ50-PO-SET | 5" - 2 swivel, 2 rigid | 3200 |
| EZ60-PO-SET | 6" - 2 swivel, 2 rigid | 4000 |
| EZ60-PO-SET-SB | 6" - 2 swivel, 2 rigid w/brakes | 4000 |
| EZ66-PO-SET | 6" - 4 swivels | 4000 |



RUBBERMAID COMMERCIAL PRODUCTS **Deluxe Carry Caddy**

- Heavy-duty caddy conveniently fits on cleaning and housekeeping carts
- Securely holds up to eight 32 oz. spray bottles and other common cleaning tools
- Ergonomic handle design provides comfortable fit
- Size: 15"x10.9"x7.4"



| Item # |
|-----------|
| RB3154-06 |

RUBBERMAID COMMERCIAL PRODUCTS

Tool Boxes

- Professional-grade tool boxes for commercial/industrial use
- Made of sturdy structural foam construction that won't rust, dent, chip, or peel
- Removable trays provide added compartmentalized storage area
- Can be padlocked for security
- Impact resistant, water resistant, and easy to clean
- Rust resistant, heavy-duty metal latches



| Item # | Size (in.) | Capacity (lbs.) |
|-----------|------------|-----------------|
| RB7802-00 | 26x11½x11½ | 60 |
| RB7804-00 | 36x18½x20½ | 200 |



WEATHER GUARD® TRUCK & VAN EQUIPMENT

Aluminum Saddle Box Low Profile

WEATHER GUARD® Truck Equipment

- Dimensions: H: 15" W: 20-1/4" L: 71-1/2"
- Cubic feet: 8.8
- Fits: Most full size pickup trucks
- Accessories: Level storage, tray
- ARMOR TUF® Powder Coat
- EXTREME PROTECTION® lock
- Corner support channels



| Item # | Finish* | Ship Weight (lbs.) |
|------------|------------------------|--------------------|
| KN121-0-01 | Aluminum Diamond Plate | 80 |

* Also available in Black finish

WEATHER GUARD® TRUCK & VAN EQUIPMENT

Saddle Box Full-Size Low-Profile

WEATHER GUARD® Truck Equipment

- Dimensions: H: 18-1/2" W: 20-1/4" L: 71-1/2"
- Cubic feet: 11.3
- Fits: Most full size pickup trucks
- ARMOR TUF® powder coat
- Low Profile box: features reduced cover clearance for
- Cubic feet: 11.3
- Fits: Most full size pickup trucks
- ARMOR TUF® powder coat
- Low Profile box: features reduced cover clearance for



| Item # | Finish* | Ship Weight (lbs.) |
|------------|------------------------|--------------------|
| KN127-0-02 | Aluminum Diamond Plate | 84 |
| KN126-3-02 | White Steel | 130 |

*Also available in black aluminum Diamond Plate and black steel finish



WEATHER GUARD® TRUCK & VAN EQUIPMENT Full-Size Extra Wide Saddle Box

WEATHER GUARD® Truck Equipment

- Dimensions:
H: 18-1/2" W: 71-1/2" L: 71-1/2"
- Cubic feet: 15.3
- Fits: Most full size pickup trucks
- ARMOR TUF® Powder Coat



| Item # | Finish* | Ship Weight (lbs.) |
|------------|------------------------|--------------------|
| KN117-0-02 | Aluminum Diamond Plate | 101 |
| KN116-3-02 | White Steel | 157 |

* Also available in black finish

WEATHER GUARD® TRUCK & VAN EQUIPMENT Full-Size Extra Wide Cross Box

WEATHER GUARD® Truck Equipment

- Dimensions:
H: 18-1/2" W: 27-1/4" L: 71-1/2"
- Cubic feet: 15.3
- Fits: Most full size pickup trucks
- Accessories: Powder coated steel divider tray
- Allows for Lo-Side and Super-Lo boxes to be added
- ARMOR TUF® Powder Coat



| Item # | Finish* | Ship Weight (lbs.) |
|------------|------------------------|--------------------|
| KN114-0-01 | Aluminum Diamond Plate | 92 |

* Also available in black aluminum Diamond Plate and white steel finish

WEATHER GUARD® TRUCK & VAN EQUIPMENT Pork Chop Box Steel

WEATHER GUARD® Truck Equipment

- Dimensions:
H: 19-1/2" W: 13-1/2" L: 46-3/4"
- Cubic feet: 3.4
- Over the wheel mounting maximizes the storage space in the truck bed



| Item # | Finish* | Installation | Ship Weight (lbs.) |
|------------|-------------|----------------|--------------------|
| KN162-3-01 | White Steel | Driver Side | 66 |
| KN163-3-01 | White Steel | Passenger Side | 66 |

* Also available in chrome and black Armor Plate aluminum finish

WEATHER GUARD® TRUCK & VAN EQUIPMENT

All Purpose Chest Aluminum

WEATHER GUARD® Truck Equipment

- Dimensions:
H: 19-1/4" W: 20" L: 62"
- Cubic feet: 13.1
- 90° cover opening for easy access
- Offset hinge design allows for zero clearance when the back of the box is placed tight against the cab of a pickup bed
- ARMOR TUF® Powder Coat



| Item # | Finish* | Ship Weight (lbs.) |
|------------|------------------------|--------------------|
| KN664-0-01 | Aluminum Diamond Plate | 57 |

*Also available in black armor plate aluminum and white and black steel finish

WEATHER GUARD® TRUCK & VAN EQUIPMENT

All Purpose Chest Steel

WEATHER GUARD® Truck Equipment

- Dimensions:
H: 19-1/4" W: 20" L: 62"
- Cubic feet: 13.1
- 90° Cover opening for easy access
- Offset hinge design allows for zero clearance when the back of the box is placed tight against the cab of a pickup bed
- ARMOR TUF® Powder Coat



| Item # | Finish* | Ship Weight (lbs.) |
|------------|---------|--------------------|
| KN665-3-01 | White | 115 |

*Also available in chrome and black aluminum Diamond Plate and black steel finish

WEATHER GUARD® TRUCK & VAN EQUIPMENT

All Purpose Chest Aluminum

WEATHER GUARD® Truck Equipment

- Fits: All mini pickups
- Accessory: Model 613-3 accessory tray may be ordered separately
- Rotary style latch mechanism keeps the cover tight against the weather seal
- Angled body design is ideal for use with fifth wheel and goose neck trailer applications
- Back of the chest can be placed tight against the front of the pickup bed because zero clearance is needed for opening the cover
- ARMOR TUF® Powder Coat



| Item # | Finish* | Ship Weight (lbs.) |
|------------|------------------------|--------------------|
| KN674-0-01 | Aluminum Diamond Plate | 43 |

*Also available in black aluminum Diamond Plate and white steel finish



WEATHER GUARD® TRUCK & VAN EQUIPMENT

Lo-Side Box

Steel

WEATHER GUARD® Truck Equipment

- Use: Separately or in combination with cross or saddle boxes
- J-hook mounting



| Item # | Height (in.) | Width (in.) | Length (in.) | Cubic ft. | Ship Weight (lbs.) | Finish* |
|------------|------------------|------------------|------------------|-----------|--------------------|---------|
| KN175-3-01 | 12 $\frac{7}{8}$ | 13 $\frac{5}{8}$ | 30 $\frac{3}{4}$ | 4.43 | 81 | White |
| KN185-3-01 | 13 | 13 $\frac{1}{2}$ | 46 $\frac{1}{4}$ | 3.2 | 63 | White |

* Also available in Chrome and Black Diamond Plate Aluminum finish

WEATHER GUARD® TRUCK & VAN EQUIPMENT

Super-Lo-Side Box

Steel

WEATHER GUARD® Truck Equipment

- Use: Separately or in combination with cross or saddle boxes



| Item # | Height (in.) | Length (in.) | Cubic ft. | Ship Weight (lbs.) | Finish* |
|------------|--------------|------------------|-----------|--------------------|---------|
| KN176-3-01 | 14 | 60 $\frac{1}{4}$ | 6.5 | 94 | White |
| KN186-3-01 | 13 | 46 $\frac{3}{4}$ | 4.5 | 72 | White |

* 176-3-01 also available in black steel finish

WEATHER GUARD® TRUCK & VAN EQUIPMENT

Super-Lo-Side Box

Steel

WEATHER GUARD® Truck Equipment

- Dimensions: H: 11-3/4" W: 19-1/4" L: 44-1/4"
- Cubic feet: 3.1
- Greater rear-window visibility
- Extra-wide design increase storage space
- Matches profile of full and compact sized aluminum low profile saddle boxes
- Made of heavy-gauge aluminum for years of dependable durability
- Quick and easy installation
- ARMOR TUF® Powder Coat



| Item # | Desc. | Finish* | Ship Weight (lbs.) |
|------------|-------------|------------------------|--------------------|
| KN180-0-01 | Driver Side | Aluminum Diamond Plate | 41 |
| KN181-0-01 | Passenger | Aluminum Diamond Plate | 41 |

* Also available in black

WEATHER GUARD® TRUCK & VAN EQUIPMENT

High-Side Box

Aluminum

WEATHER GUARD® Truck Equipment

- Aluminum diamond plate with ARMOR TUF®
- Stainless-steel D-handle
- Adjustable leg mounting
- Three-point latching system
- Picture-frame body design



| Item # | Height (in.) | Width (in.) | Length (in.) | Cubic ft. | Ship Weight (lbs.) |
|------------|--------------|------------------|------------------|-----------|--------------------|
| KN396-0-01 | 16 | 13 $\frac{1}{4}$ | 96 $\frac{1}{4}$ | 11.8 | 80 |
| KN372-0-01 | 16 | 13 $\frac{1}{4}$ | 72 $\frac{1}{4}$ | 8.9 | 64 |

* Also available in black aluminum Diamond Plate and white and black steel finish

WEATHER GUARD® TRUCK & VAN EQUIPMENT

Transfer Tank

WEATHER GUARD® Truck Equipment

- Designed to transport diesel fuel only
- Fits with most bed liners and with WEATHER GUARD® Cross and saddle Boxes
- Interior baffle design reduces fuel movement
- Lockable, vented filler cap prevents excessive pressure buildup
- 2" I.D. filler neck is threaded to accept standard 2" threaded pipe



| Item # | Fuel Capacity (gal.) | Wt. (lbs.) | Dimensions (HxWxL in.) |
|------------|----------------------|------------|------------------------|
| KN350-3-01 | 50 | 131 | 22x30x32 $\frac{1}{4}$ |
| KN352-3-01 | 75 | 164 | 26X30X43 $\frac{1}{4}$ |
| KN354-3-01 | 90 | 185 | 26X30X52 |
| KN360-3-01 | 110 | 219 | 27X37X56 |

WEATHER GUARD® TRUCK & VAN EQUIPMENT

WEEKENDER® Ladder Rack

WEATHER GUARD® Truck Equipment

- Easy on, easy off for that occasional need to carry a ladder or long material
- Adjustable, tubular steel pockets bolt into the side of the truck bed. A set screw holds the upright in place
- Load bar is adjustable to accommodate the varied widths of ladders
- Mounting bracket allows WEEKENDER® Ladder Rack to be installed on driver side or curb side of truck
- For '95 and newer pickups, Chevy, Dodge, Ford and Toyota Tundra



| Item # | Ship Weight (lbs.) |
|--------|--------------------|
| KN1450 | 56 |



WEATHER GUARD® TRUCK & VAN EQUIPMENT

Steel Ladder Rack

WEATHER GUARD® Truck Equipment

- Load capacity rating is 1000 lbs. Capacity is increased to 1500 lbs. when using the Accessory Screen
- Includes 4 legs, 3 cross members and 2 side rails
- Ford Super Cab Super Duty, GM, Dodge and Ford F-150 extended cab require separate purchase of Model 1247 Airfoil
- Adjustable leg socket allows easy positioning of the leg for proper fit to truck bed
- Removable pin allows you to quickly take off the rear cross member for loading large materials
- Tie down bracket can be bolted wherever you wish



| Item # | Type of Vehicle | Length (in.) | Ship Weight (lbs.) |
|--------|----------------------------|--------------|--------------------|
| KN1245 | Full Size Pickup-Short Bed | 133½ | 159 |
| KN1275 | Full Size Pickup-Long Bed | 149½ | 171 |



DELTA CONSOLIDATED INDUSTRIES

Vehicle Ladder Racks

PRO III™

- Swaged joints and fully gusseted crossbars for superior load capacity
- Yellow zinc dichromate undercoat and marine-grade polyester epoxy power paint finish has superior resistance to corrosion and abrasion
- Optional 4th crossbar bolts on side channels where needed to support long, heavy loads
- Optional "no drill" clamp-on mounts eliminate drilling holes to mount the rack



| Item # | Desc. |
|----------|--|
| DBL80000 | Full Size Fully Adjustable Ladder Rack |

Don't forget
ratchet straps



WEATHER GUARD® TRUCK & VAN EQUIPMENT

Standard Underbed Box

WEATHER GUARD®

Truck Equipment

- Large open stainless steel D handle is easy to grab and operate
- Versatile 180° drop down door
- Three point latching system creates a positive closure on three sides of the door, making it secure and water resistant
- Finish: White Steel*



| Item # | Dimensions (HxWxL in.) | Weight (lbs.) | Cubic ft. | Door Opening H x W (in.) |
|------------|------------------------|---------------|-----------|--------------------------|
| KN530-3-01 | 18½x18¼x30½ | 70 | 5.6 | 14½x28½ |
| KN536-3-01 | 18½x18¼x36½ | 82 | 6.7 | 14½x34¾ |

* Also available in black steel finish

WEATHER GUARD® TRUCK & VAN EQUIPMENT

Aluminum Underbed Boxes

WEATHER GUARD® Truck Equipment

- Box and door are made of heavy .100 thick diamond-plate aluminum
- Aluminum door features a welded-on reinforcing channel to make the door more rigid and assure a weather-tight seal
- Brushed stainless steel paddle handle for extra life and durability
- Recessed door to allow for full swing-down position with cables disconnected
- ARMOR TUF® powder coating
- Finish: Aluminum Diamond Plate*



| Item # | Dimensions (HxWxL in.) | Weight (lbs.) | Cubic ft. | Door Opening H x W (in.) |
|--------|------------------------|---------------|-----------|--------------------------|
| KN631 | 18x18x30½ | 42 | 5.4 | 13½x25¼ |
| KN636 | 18x18x36½ | 47 | 6.5 | 13½x31¾ |

* Also available in black aluminum diamond plate

WEATHER GUARD® TRUCK & VAN EQUIPMENT

All Purpose Van Racks

WEATHER GUARD®

Van Solutions

- Powder Coated heavy duty steel rack for full-size vans
- Additional cross members can be added for longer materials and ladders
- Available finishes include durable bright white, black or clear coat
- Velcro straps assist in securing your ladder for transport



| Item # | Number of Cross Members | Height (in.) | Width (in.) | Length (in.) | Ship Weight (lbs.) |
|---------|-------------------------|--------------|-------------|--------------|--------------------|
| KN205-3 | 2 | 16 | 8 | 70½ | 42 |
| KN216-3 | 3 | 16 | 8 | 70½ | 63 |



DELTA CONSOLIDATED INDUSTRIES

Van Rack White

- High-strength adjustable height brackets clamp on the rain gutters to support up to 500-pound loads
- High tensile strength 1-5/8" dia. steel tubing rack height can be adjusted to reduce wind noise and clearance
- Superior corrosion resistant finish with yellow zinc dichromate undercoat with marine-grade polyester epoxy powder coat finish
- Use holes in brackets to secure the load on the rack



| Item # | # of Bars |
|----------|-----------|
| DBV30023 | 3 |
| DBV30003 | 2 |



WEATHER GUARD® TRUCK & VAN EQUIPMENT

Interior Sliding Ladder Rack WEATHER GUARD® Van Solutions



Includes:

- Complete Rail Assembly and Installation Hardware

Specifications:

- Universal mounting bracket- Adjusts to different vehicles
- Adjustable rail length- Accepts up to an 8 foot ladder
- Side mounting brackets- Stores ladders vertically
- Adjustable Front and Rear Cradle Assemblies

Features:

- Keeps ladder off the floor and out of the elements
- System allows for ladders to be loaded or unloaded in just seconds
- Ladders are held in place by utilizing a unique tension-locking system; there is no need for buckles, latches or strap

| Item # | Ship Weight (lbs.) |
|--------|--------------------|
| KN250 | 27 |

WEATHER GUARD® TRUCK & VAN EQUIPMENT

Drawer Units PACK RAT®



- Mounts in most commercial vehicles
- Low-profile provides concealed and secure storage for heavy items without greatly reducing truck bed area

| Item # | Finish* | Height (in.) | Width (in.) | Length (in.) | No. of Compartments Wide | Number of Dividers | Drawer Compartment WxLxD (in.) | Ship Weight (lbs.) |
|---------|---------|------------------|------------------|--------------|--------------------------|--------------------|--------------------------------|--------------------|
| KN301-3 | White | 12 $\frac{3}{4}$ | 29 $\frac{7}{8}$ | 24 | 3 | 12 | 9.75 x 21 x 8.5 | 169 |
| KN303-3 | White | 12 $\frac{3}{4}$ | 39 $\frac{7}{8}$ | 24 | 4 | 12 | 9.75 x 21 x 8.5 | 217 |
| KN306-3 | White | 8 $\frac{7}{8}$ | 20 | 48 | 2 | 12 | 9.75 x 45 x 5 | 179 |
| KN307-3 | White | 8 $\frac{7}{8}$ | 29 $\frac{7}{8}$ | 48 | 3 | 18 | 9.75 x 45 x 5 | 247 |
| KN308-3 | White | 8 $\frac{7}{8}$ | 39 $\frac{7}{8}$ | 48 | 4 | 24 | 9.75 x 45 x 5 | 322 |
| KN312-3 | White | 8 $\frac{7}{8}$ | 29 $\frac{7}{8}$ | 24 | 3 | 12 | 9.75 x 21 x 5 | 151 |
| KN336-3 | White | 12 $\frac{3}{4}$ | 20 | 48 | 2 | 12 | 9.75 x 45 x 8.5 | 210 |
| KN337-3 | White | 12 $\frac{3}{4}$ | 29 $\frac{7}{8}$ | 48 | 3 | 18 | 9.75 x 45 x 8.5 | 294 |
| KN338-3 | White | 12 $\frac{3}{4}$ | 39 $\frac{7}{8}$ | 48 | 4 | 24 | 9.75 x 45 x 8.5 | 383 |

* KN308-3 and KN338-3 also available in black finish

Edge is your "Storage Solutions" Warehouse



TRACRAC, INC.
**TracRac Truck Rack
System**

Powder-Coated Aluminum

- Reposition or remove racks in seconds
- Rugged Aluminum - No rust or corrosion
- Carries 1,000 lbs. capacity



| Item # | Desc. |
|---------|---------------------------------|
| TC21010 | Base Rail Long Bed |
| TC21501 | Short bed base rails |
| TC22500 | Overhead Rack |
| TC22510 | Overhead Rack - Ford Super Duty |
| TC22666 | Cantilever Extensions |
| TC23000 | Full Size Cargo Holder |

FILL-RITE

TUTHILL
Piston Hand Pump
Fill-Rite

- This compact, high flow, dual-action design delivers up to 20 GPM (76 LPM) per 100 strokes
- Lightweight and portable, with a variety of options, these pumps meet a full range of applications
- Ideal for gasoline, oil or a wide variety of approved liquids
- Lightweight cast aluminum body
- Stainless steel inner liner
- "Easy mount" 2" tank adapter
- Corrosion-Proof adjustable suction pipe
- Pump flow can be reversed by rotating piston 180°
- Steel yoke handle
- All models UL listed
- Anti-siphoning device
- Pump may be padlocked

Options:

- Series 800C flow meter
- Gooseneck spout and pail hook
- 8' hose and nozzle



| Item # | Desc. |
|---------|---|
| FIFR152 | UL approved, smooth continuous transfer, available with flow meter FI807CMK |

TUTHILL
Rotary Hand Pump
Fill-Rite

Cast aluminum Fill-Rite pump provides smooth, continuous transfer of medium viscosity liquids, as well as oil, gasoline and diesel fuel. Improved seal keeps water out. Built-in check valve and strainer. Pump easily mounts to a standard drum with 2in. NPT. Anti-siphoning device, hose with static wire and a 22in. to 40in. telescoping suction pipe. Padlockable pump can be set up for reverse flow and is adaptable for drums, kegs or storage tanks. U.S.A.



Features:

- 10 Gallons per 100 Revolutions
- UL Approved
- Can be used to pump in reverse direction
- Cast Iron Rotor

| Item # |
|---------|
| FIFR112 |

TUTHILL
DC Series Pumps
Fill-Rite

- This industry standard DC pump dispenses up to 15 GPM (57 LPM)
- The pump weighs less than 27 lbs., with hose and nozzle, and has a draw that's easy on the DC power source
- Explosion-proof UL/cUL listed 1/4 HP motor with permanent magnet and ball bearings
- Heavy-duty switch, thermal overload protection and junction box
- Heavy-duty battery cable
- Iron rotor
- Automatic bypass valve
- Built-in strainer
- 12' (3.7m) hose with static ground wire
- Manual nozzle with nozzle boot that protects against dirt and contamination
- 2" threaded base for tank openings
- Corrosion-Proof adjustable section pipe
- Machined carbon vanes
- Pump may be padlocked
- No foot valve required
- Rain proof

Options:

- Series 800C meter in gallons/liters
- Automatic nozzle
- Series 2400C, 1/4 HP, 24 Volt DC 10 Amp motor



| Item # | Series | Gallons Per Minute | Motor | Type |
|------------|--------|--------------------|-----------------|-----------|
| FIFR1210G | 1200G | 15 | 1/4 H.P. 12/24V | Manual |
| FIFR1210GA | 1200G | 15 | 1/4 H.P. 12/24V | Automatic |
| FIFR4210G | 4200G | 20 | 1/4 H.P. 12/24V | Manual |
| FIFR4210GB | 4200G | 20 | 1/4 H.P. 12/24V | Automatic |

FILL-RITE

TUTHILL 3 Wheel Mechanical Flow Meter

3/4", 5 - 20 GPM

The 807CMK Mechanical flow meter has a large easy to read display, flow ports can be positioned vertically or horizontally, UL/cUL listed, handles fluid of any viscosity, rated for Gasoline, Diesel, Kerosene, mineral spirits, Stoddard solvents and heptane. Fill-Rite meters provide precision and durability in a cost-effective design. The 807CMK is a 3 wheel mechanical meter designed for transfer pumps with a flow rate of 5 to 20 GPM. this meter has a 3/4" inlet and outlet. In package, pipe fittings to fit all 3/4" outlet pumps

Features:

- +/- 1% Accuracy
- UL/cUL, CE Listed
- 5-20 GPM
- 50 PSI
- 3/4" inlet/outlet
- Large Easy to Read Display
- NPT Threads



Item #
FI807CMK

TUTHILL 4 Wheel Mechanical Flow Meter

1", 6-40 GPM

The 901MK4200 Mechanical flow meter has a large easy to read display, flow ports can be positioned vertically or horizontally, UL/cUL listed, handles fluid of any viscosity, rated for Gasoline, Diesel, Kerosene, mineral spirits, Stoddard solvents and heptane. Fill-Rite meters provide precision and durability in a cost-effective design. The 901MK4200 meter is a 4 wheel mechanical meter designed for transfer pumps with a flow rate of 6-40 GPM. this meter has a 1" inlet and outlet package has fittings to install in the 4200 Series pumps

Features:

- +/- 2% Accuracy
- UL/cUL, CE Listed
- 6-40 GPM
- 50 PSI
- 1" inlet/outlet
- Large Easy to Read Display
- NPT Threads



Item #
FI901MK4200

TUTHILL Retail Hose for Transfer Pumps Fill-Rite

Fits 3/4" and 1" Fill-Rite Pumps (see description). Hoses have Static Wire, Spring Guard, and Threaded Fittings



| Item # | Description |
|------------|-------------|
| FIFRH07514 | 3/4" x 14' |
| FIFRH07520 | 3/4" x 20' |
| FIFRH10014 | 1" x 14' |
| FIFRH10020 | 1" x 20' |

TUTHILL Vented Tank Cap Fill-Rite

Vented fill caps for Transfer Tanks

| Item # | Description |
|---------|---------------------------------------|
| FIFRTC | Vented Fill Cap |
| FIFRTCB | Vented Fill Cap with 2" Threaded base |



TUTHILL Nozzles for Transfer Pumps Fill-Rite

Fits all products with 3/4" or 1" outlets (see description)

- UL Listed
- 50 psi working pressure
- Viton seals and o-rings for smooth valve operation
- Rated to -20° F operation



| Item # | Description |
|-------------|--|
| FIN075UMN11 | 3/4" UL Manual Nozzle, Unleaded Spout, Hook |
| FIN075UAU10 | 3/4" UL Automatic Nozzle, Unleaded Spout, Hook, Red Boot |
| FIN075DAU10 | 3/4" High Flow UL Automatic Nozzle, Diesel Spout, Hook, Green Boot |
| FIN100DAU10 | 1" High Flow UL Automatic Nozzle, Diesel Spout, Hook, Green Boot |

FILL-RITE

TUTHILL Digital Display Flow Meter

Fill-Rite

Fill-Rite Positive Displacement - Nutating Disc meter is ideal for end of hose use, in line or mounted to one of our Rotary Vane or 400B Series Diaphragm Pumps. It is able to store and display the current flow amount (total) or the cumulative flow amount (totalizer) in any of six user-specified units.

Features:

- 2-20gpm flow
- Pressures to 125psi max
- Glass-filled Polypropylene housing
- Fluorocarbon seals
- 1"FNPT ports
- -10°F-130°F Temperature range
- 360° positioning display
- Quick, one step calibration
- Waterproof, corrosion-resistant
- 20 stored calibration factor settings
- Two alkaline AA batteries included



Item #

FI820

TUTHILL 115V AC High Flow Pump 1" Hi Flow Automatic Nozzle, 901 Meter

- Up to 23 GPM open flow / 19 GPM at end of nozzle
- 1/3 HP Motor
- UL/cUL Listed Pump and Motor
- Heavy Duty Cast Iron Construction
- Diesel/Gasoline/Kerosene/E15/BD up to BD20
- 2 year warranty
- 2" Threaded base for tank mounting
- Iron Rotor with Carbon Rotary Vanes
- Self Priming
- Check Valve, Pressure Relief Valve, and strainer included
- 1" x 18' UL Listed Hose
- 901 Mechanical Meter
- Ultra High Flow Nozzle



Item #

FIFR711VA

TUTHILL

115/230V High Flow AC Pump 3/4 HP UL Motor, 900D Meter, 1"x18' Hose, 1" Ultra High Flow Automatic Nozzle

- 35 GPM/132 LPM 27 GPM/102 LPM at end of Nozzle
- 3/4 HP Motor
- UL/cUL Listed Pump and Motor
- Heavy Duty Cast Iron Construction
- 2 Year Warranty
- 2" Threaded Bung for Tank Openings
- Iron Rotor with Carbon Rotary Vanes
- Self Priming
- Check Valve, Pressure Relief
- 900D Meter
- 1" Ultra High Flow Nozzle
- 1" x 18' foot hose with Static Wire



Item #

FIFR319VB

TUTHILL

Air Operated Diaphragm

- Max Flowrate (flooded suction): 17.5 gpm (79.56 lpm)
- Max Inlet Pressure: 100 psi (7bar)
- Max Outlet Pressure: 100 psi (7 bar)
- Air Consumption @ 40psi: 0.65 cfm/gal
- Displacement/Cycle @ 100psi: 0.036 gal (0.14L)
- Max Particle Size: 3/32" dia (2.4mm)
- Noise Level @ 70psi: 75.0 db(A) at 60 cpm
- Ratio: 1:1
- Inlet/Outlet: 3/4" / 3/4" NPT
- Air Inlet: 9" NPT
- Air Exhaust: 1/8" NPT
- Air Inlet Pressure Range: 2-100 psi (0.14-7 bar)
- Max Material Inlet Pressure: 10 psi (0.69 bar)
- Fluid Outlet Pressure Range: 2-100 psi (0.14-7 bar)
- Max Pump Speed: 450 cpm
- Max Suction Lift (water w/ Hytrel Balls: 14 ft (4.27 m)



Item #

Fluid Compatibility

| | |
|---------------------|---|
| FISP100-05N-CD-HHH | Transmission Fluid, Anti Freeze, Waste Oil, New Oil |
| FISP100-050N-PP-SSS | Diesel Exhaust Fluid, Ag Chemicals |
| FISP100-05N-PP-TTP | Windshield Wiper Fluid, Ag Chemicals |

TUTHILL

Hydrosorb Filter Kit

Hydrosorb Filters (water absorbing) help to contain water or microbial contamination

- Includes filter head, filter canister, 3/4" x 5" galvanized nipple
- 70 l/min
- Suitable for Diesel or Gasoline



Item #

F11210KTF7019



EAGLE MANUFACTURING CO.

Safety Cans

Metal Type II

- These Eagle safety products meet OSHA requirements and most are either Factory Mutual Approved or listed by Underwriters Laboratories, Inc., (UL) and Underwriters Laboratories of Canada (ULC)
- Eagle Safety Containers are manufactured to exacting standards, reflecting sophisticated technology and superior workmanship
- Eagle equals engineering excellence, providing you with the most dependable containers on the market
- Eagle Type I Safety Cans for safer carrying and storing of gasoline and flammable liquids
- One, two and five gallon models are made of galvanized steel
- Equipped with brass pour spout and flame arrestor
- About Flame Arrestors - Eagle Safety Cans have double-walled brass flame arrestors
- Hot air entering the can is cooled as it passes through the arrestor
- The arrestors absorb and dissipate the heat, keeping the vapor temperature below its ignition (flash) point - another reason for using Eagle Safety Cans for temporary storage of gasoline or other flammable liquids



| Item # | Cap. | Approval | Dia. (in.) | Ht. (in.) | Wt. (lbs.) |
|-----------|--------|-------------|---------------|--------------|---------------|
| EAU2-26-S | 2 gal. | UL, ULC, FM | 11.25 | 9.50 | 8 |
| EAU2-51-S | 5 gal. | UL, ULC, FM | 12.25 | 13.50 | 10 |

Diesel

| | | | | | |
|------------|--------|-------------|-------|-------|----|
| EAU2-51-SY | 5 gal. | UL, ULC, FM | 12.50 | 13.50 | 10 |
|------------|--------|-------------|-------|-------|----|

Accessories

| | | |
|---------|-----------------------------|---|
| EAFD-25 | 12" Flex Spout 7/8" O.D. | - |
| EAF-15 | 10" Poly Funnel | - |

EAGLE MANUFACTURING CO.

Safety Cans

Metal Type I

- Meets OSHA requirements and are UL and FM approved
- Made of galvanized steel
- Equipped with brass pour spout and flame arrestor



| Item # | Cap. | Approval |
|-----------|--------|-------------|
| EAUI-10-S | 1 gal. | UL, ULC, FM |
| EAUI-20-S | 2 gal. | UL, ULC, FM |

Diesel

| | | |
|------------|--------|-------------|
| EAUI-20-SY | 2 gal. | UL, ULC, FM |
| EAUI-50-SY | 5 gal. | UL, ULC, FM |

EAGLE MANUFACTURING CO.

30 Gallon Safety Storage Cabinets

Two-Door

- Meet OSHA requirements, are FM approved & meet NFPA Code 30 requirements
- 30 gallon capacity
- 43 in. wide x 18 in. deep x 44 in. high
- 14-3/4 in shelf depth, 1 shelf



Item #

EA1932

EAGLE MANUFACTURING CO.

45 Gallon Safety Storage Cabinets

Two-Door

- Meet OSHA requirements, are FM approved & meet NFPA Code 30 requirements
- 45 gallon capacity
- 43 in. wide x 18 in. deep x 65 in. high
- 14-3/4 in. shelf depth, 2 shelves



Item #

EA1947

EAGLE MANUFACTURING CO.

Safety Storage Cabinets

- Meet OSHA requirements, are FM approved & meet NFPA Code 30 requirements

| Item # | Desc | Max. Cap. (gal.) | Width (in.) | Dpth. (in.) | Ht. (in.) | Shelf Dpth. (in.) | Shelves |
|--------|---------|---------------------|----------------|----------------|--------------|----------------------|---------|
| EA1925 | 1 Door | 12 | 23 | 18 | 35 | 14 3/4 | 1 |
| EA1962 | 2 Doors | 60 | 31 1/4 | 65 | 28 | 2 | |

Cabinet Accessories

| | | |
|--------|--------------------------------|---|
| EA1915 | 15, 30 & 45 gal. cabinet shelf | - |
|--------|--------------------------------|---|





APEX

1/4", 3/8" & 1/2" Drive Socket Set

**118-Piece Fractional/Metric
GEARWRENCH®**

Sockets:

- 1/4 drive 6 pt. standard length: 3/16, 7/32, 1/4, 9/32, 5/16, 11/32, 3/8, 7/16, 1/2, 9/16
- 1/4 drive 6 pt. deep: 1/4, 9/32, 5/16, 11/32, 3/8, 7/16, 1/2
- 1/4 drive 6 pt. standard length: 4 mm, 5 mm, 6 mm, 7 mm, 8 mm, 9 mm, 10 mm, 11 mm, 12 mm, 13 mm
- 1/4 drive 6 Pt. deep: 7 mm, 8 mm, 9 mm, 10 mm, 11 mm, 12 mm, 13 mm
- 3/8 drive 6 pt. standard length: 9 mm, 10 mm, 11 mm, 12 mm, 13 mm, 14 mm, 15 mm, 17 mm, 19 mm
- 3/8 drive 6 pt. deep: 10 mm, 12 mm, 13 mm, 14 mm, 15 mm, 16 mm, 17 mm
- 1/4 drive 12 pt. standard length: 3/16, 7/32, 1/4, 9/32, 5/16, 11/32, 3/8, 7/16, 1/2
- 3/8 drive 12 pt. standard length: 9 mm, 10 mm, 11 mm, 12 mm, 13 mm, 14 mm, 15 mm, 16 mm, 17 mm, 18 mm, 19 mm
- 3/8 drive 12 pt. standard length: 3/8, 7/16, 1/2, 9/16, 5/8, 11/16, 3/4, 13/16
- 3/8 drive 12 pt. deep: 5/16, 3/8, 7/16, 1/2, 9/16, 5/8, 11/16
- 1/2 drive 12 pt. deep: 7/16, 1/2, 9/16, 5/8, 11/16, 3/4, 13/16
- 3/8 drive 5/8 spark plug socket
- 1/4 drive Torx® Tamper-Proof bit socket: T-7, T-8, T-10, T-15, T-20
- 3/8 drive Torx® Tamper-Proof bit socket: T-10
- 1/4 drive Tamper-Proof internal Torx® bit: T-15, T-20, T-25, T-27, T-30

Wrenches:

- Non-ratcheting combination wrenches: 7/16, 1/2, 9/16, 18mm, 19mm

Drive Tools:

- Full polish teardrop ratchets: 1/4, 3/8, 1/2
- 1/4 drive 2" long wobble extension
- 1/4 drive spinner handle
- 3/8 drive standard extension: 3", 6"

Item #

GW83001

**We can help you tool
up for your next job.
Quality, Service, Knowledge.
That's what we do.**



APEX

1/4" & 3/8" Drive Socket Set

**68-Piece Fractional/Metric
Gearwrench®**

Sockets:

- 1/4 drive 6 pt. deep: 3/16, 7/32, 1/4, 9/32, 5/16, 11/32, 3/8, 7/16, 1/2
- 1/4 drive 6 pt. deep: 6 mm, 7 mm, 8 mm, 9 mm, 10 mm, 11 mm, 12 mm, 13 mm, 14 mm
- 3/8 drive 6 pt. deep: 3/8, 7/16, 1/2, 9/16, 5/8, 11/16, 3/4, 13/16
- 3/8 drive 12pt. standard length: 9 mm, 10 mm, 11 mm, 12 mm, 13 mm, 14 mm, 15 mm, 16 mm, 17 mm
- 3/8 drive 12 pt. standard length: 3/8, 7/16, 1/2, 9/16, 5/8, 11/16, 3/4, 13/16, 7/8
- 1/4 drive 12 pt. standard length: 4 mm, 5 mm, 6 mm, 7 mm, 8 mm, 9 mm, 10 mm, 11 mm, 12 mm
- 1/4 drive 12pt. standard length: 3/16, 7/32, 1/4, 9/32, 5/16, 11/32, 3/8, 7/16, 1/2

Drive Tools:

- Full polish teardrop ratchets: 1/4, 3/8
- 1/4 drive standard extension: 6"
- 3/8 drive standard extension: 3", 6"

Item #

GW83000



APEX

1/4" Drive Socket Set 13-Piece, 6 Point Standard Length

GEARWRENCH®

Contents: 9 Sockets, 4 Drive Tools.
Metal Box

- Sockets: 3/16, 7/32, 1/4, 9/32, 5/16, 11/32, 3/8, 7/16, 1/2

Drive Tools: Extension, 1/4 Dr, 2"; 1/4" Dr, 6"; Spinner Handle, 1/4" Dr; Full Polish Teardrop Ratchet, 1/4" Dr

Item #

GW80324



APEX

1/4" Drive Socket Set

**22-Piece 6 & 12 Point Standard and Deep
GEARWRENCH®**

- 6 Pt. Deep Sockets: 3/16, 7/32, 1/4, 9/32, 5/16, 11/32, 3/8, 7/16, 1/2
- 12 Pt. Standard Sockets: 3/16, 7/32, 1/4, 9/32, 5/16, 11/32, 3/8, 7/16, 1/2
- Drive Tools: 1/4 Drive Full Polish Teardrop Ratchet, 2" Standard Extension, 6" Standard Extension, Spinner Handle

Item #

GW80325





APEX

3/8" Drive Deep Impact Socket Set 9-Piece Fractional Armstrong®



- Includes Socket Bar 16-831 and (9) Socket Clips 16-843
- Sockets: 1/4, 5/16, 3/8, 7/16, 1/2, 9/16, 5/8, 11/16, 3/4

Item #

AR19-895

APEX

3/8" Drive Socket Set 12-Pc. Fractional GEARWRENCH®



- 6 Pt. Std. Socket: 3/8", 7/16", 1/2", 9/16", 5/8", 11/16", 3/4", 7/8"
- 12 Pt. Std. Socket: 13/16"
- Drive tools: Ratchet, 3" Extension, 6" Extension

Item #

GW80556

APEX

3/8" Drive Socket Set 16-Piece, 12-Point Fractional GEARWRENCH®



Contents: 13 Sockets, 3 drive tools in case

- Standard Socket: 1/4, 5/16, 3/8, 7/16, 1/2, 9/16, 5/8, 11/16, 3/4, 13/16, 7/8, 15/16, 1
- Drive Tools: Ratchet, 3" Extension, 6" Extension

Item #

GW80584

APEX

3/8" Drive Socket Set 21-Pc. Fractional 6 & 12 Pt. Standard and Deep GEARWRENCH®



6 Pt. Deep Socket: 1/4", 3/8", 7/16", 1/2", 9/16", 5/8", 11/16", 3/4", 7/8"

12 Pt. Std. Socket: 1/4", 5/16", 3/8", 7/16", 1/2", 9/16", 5/8", 11/16", 3/4"

Drive tools: Ratchet, 3" Extension, 6" Extension

Item #

GW80557

APEX

3/8" Drive Deep Socket Set 11-Piece, 12-Point Gearwrench®



- Sockets: 1/4, 5/16, 3/8, 7/16, 1/2, 9/16, 5/8, 11/16, 3/4, 13/16, 7/8

Item #

GW80563

APEX

3/8" & 1/2" Drive Hex Driver Socket Set 10-Piece GEARWRENCH®



- 3/8" Driver Sockets With Standard Length Bits: 1/8, 5/32, 3/16, 7/32, 1/4, 5/16, 3/8
- 1/2" Driver Sockets With Standard Length Bits: 1/2, 9/16, 5/8

Item #

GW80579

APEX

3/8" Drive Hex Driver Socket Set, 7-Piece Armstrong®



Contents: 7 Hex Drivers. Includes Socket Bar (10) Socket Clips

- Hex Driver Sockets With Standard Length Bits: 1/8, 5/32, 3/16, 7/32, 1/4, 5/16, 3/8

Item #

AR15-440

APEX

1/2" Drive Standard Socket Set 17-Piece, 6-Point Fractional GEARWRENCH®



Contents: 14 Sockets, 4 Drive Tools In Case

- Sockets: 7/16, 1/2, 9/16, 5/8, 11/16, 3/4, 13/16, 7/8, 15/16, 1, 1-1/16, 1-1/8, 1-1/4, 1-1/2

Drive Tools: Ratchet, 5" Extension, Flex Handle, Universal Joint

Item #

GW80717

APEX

1/2" Drive Socket Set 17-Piece, 12 Point, Standard Length GEARWRENCH®



Contents: 14 Sockets, 4 Drive tools. In Case

- Sockets: 7/16, 1/2, 9/16, 5/8, 11/16, 3/4, 13/16, 7/8, 15/16, 1, 1-1/16, 1-1/8, 1-1/4
- Drive Tools: Extension 5"; Flex Handle, 15"; Teardrop Ratchet; Universal Joint

Item #

GW80716



APEX
1/2" Drive Socket Set
23-Pc. Fractional, 6-Point,
Standard and Deep
GEARWRENCH®

- 6 Pt. Deep Socket: 1/2", 9/16", 5/8", 11/16", 3/4", 13/16", 7/8", 15/16"
- 6 Pt. Std. Socket: 7/16", 1/2", 9/16", 5/8", 11/16", 3/4", 13/16", 7/8", 15/16", 1", 1-1/16", 1-1/8"
- Drive Tools: Ratchet, 5" Extension, 15" Extension



Item #
GW80707

APEX
1/2" Drive Socket Set
33-Pc. Fractional, 6 Pt., Standard and Deep
GEARWRENCH®

- Std. Socket: 7/16", 1/2", 9/16", 5/8", 11/16", 3/4", 13/16", 7/8", 15/16", 1", 1-1/16", 1-1/8", 1-1/4", 1-1/2"
- Deep Socket: 7/16", 1/2", 9/16", 5/8", 11/16", 3/4", 13/16", 7/8", 15/16", 1", 1-1/16", 1-1/8", 1-1/4", 1-1/2"

Polish Teardrop Ratchet

- Drive Tools: 3" Extension, 5" Extension, Flex Handle, Universal Joint



Item #
GW80715

APEX
1/2" Drive Impact Socket Set
9-Piece, 6-Point
Armstrong®

Includes Socket Bar and (10) Socket Clips.

- Sockets: 1/2, 9/16, 5/8, 11/16, 3/4, 13/16



Item #
AR20-889

APEX
1/2" Drive Impact Socket Set
11-Piece, 6-Point
Armstrong®

Includes Socket Bar and (20) Socket Clips.

- Sockets: 1/2, 9/16, 5/8, 11/16, 3/4, 13/16, 7/8, 15/16, 1, 1-1/16, 1-1/8



Item #
AR20-893

APEX
1/2" Drive Deep Impact Socket Set

8-Piece, 6-Point
Armstrong®

Includes Socket Bar and (8) Socket Clips

- Sockets: 1/2, 9/16, 5/8, 11/16, 3/4, 13/16, 7/8, 15/16



Item #
AR20-897

APEX
1/2" Drive Impact Socket Set
14-Piece, Deep
Armstrong®

Includes Socket Bar with Clips.

- Sockets: 3/8, 7/16, 1/2, 9/16, 5/8, 11/16, 3/4, 13/16, 7/8, 15/16, 1, 1-1/16, 1-1/8, 1-1/4



Item #
AR20-895A

APEX
1/2" Drive Hex Bit Socket Set
7-Piece
Armstrong®

Contents: 7 Hex Drivers in cardboard box. Includes Socket Bar and (10) Socket Clips.

- Hex Driver Sockets with Standard Length Bits: 1/4, 5/16, 3/8, 7/16, 1/2, 9/16, 5/8



Item #
AR15-610

APEX
3/4" Drive Socket Set
27-Piece Standard, 12-Point, Standard
GEARWRENCH®

- SAE Socket: 7/8", 15/16", 1", 1-1/16", 1-1/8", 1-3/16", 1-1/4", 1-5/16", 1-3/8", 1-7/16", 1-1/2", 1-5/8", 1-11/16", 1-3/4", 1-13/16", 1-7/8", 2", 2-1/8", 2-3/16", 2-1/4", 2-3/8"
- Drive Tools: Ratchet, 5" Extension, 8" Extension, 16" Extension, 18" Sliding T Handle, 19" Flex Handle



Item #
GW80880



APEX
3/4" Drive 6-Pt. Impact Socket Set
14-Piece
Armstrong®



Includes (2) Socket Bars and (14)
Socket Clips

- Sockets: 3/4, 13/16, 7/8, 15/16, 1, 1-1/16, 1-1/8, 1-3/16, 1-1/4, 1-5/16, 1-3/8, 1-7/16, 1-1/2, 1-5/8

| Item # |
|----------|
| AR21-893 |

APEX
1/4" Drive
12-Point, Standard Length Sockets
GEARWRENCH®



| Item # | Size (in.) |
|---------|------------|
| GW80210 | 3/16 |
| GW80211 | 7/32 |
| GW80212 | 1/4 |
| GW80213 | 9/32 |
| GW80214 | 5/16 |
| GW80215 | 11/32 |
| GW80216 | 3/8 |
| GW80217 | 7/16 |
| GW80218 | 1/2 |

APEX
1/4" Drive
6-Point Deep Sockets
GEARWRENCH®



| Item # | Size (In.) |
|---------|------------|
| GW80115 | 3/16 |
| GW80116 | 7/32 |
| GW80117 | 1/4 |
| GW80118 | 9/32 |
| GW80119 | 5/16 |
| GW80120 | 11/32 |
| GW80121 | 3/8 |
| GW80122 | 7/16 |
| GW80123 | 1/2 |

APEX

1/4" Quick Release Ratchet
Tear Drop
GEARWRENCH®



| Item # | Length (in.) |
|---------|--------------|
| GW81014 | 5.63 |

APEX

1/4" Drive Spinner
GEARWRENCH®



| Item # |
|---------|
| GW81128 |

APEX

1/4" Drive Extensions
GEARWRENCH®



| Item # | OA Length (in.) |
|---------|-----------------|
| GW81101 | 2 |
| GW81116 | 6 |

APEX

3/8" Drive
12-Point, Standard Length Sockets
GEARWRENCH®



| Item # | Size (in.) |
|---------|------------|
| GW80497 | 5/16 |
| GW80498 | 3/8 |
| GW80499 | 7/16 |
| GW80500 | 1/2 |
| GW80501 | 9/16 |
| GW80502 | 5/8 |
| GW80503 | 11/16 |
| GW80504 | 3/4 |
| GW80505 | 13/16 |
| GW80506 | 7/8 |

Standard or Deep?
Our stock is full of choices!



APEX
3/8" Drive Sockets
12-Point, Deep
GEARWRENCH®

| Item # | Size (in.) |
|---------|------------|
| GW80511 | 3/8 |
| GW80512 | 7/16 |
| GW80513 | 1/2 |
| GW80514 | 9/16 |
| GW80515 | 5/8 |
| GW80516 | 11/16 |
| GW80517 | 3/4 |
| GW80518 | 13/16 |
| GW80519 | 7/8 |



APEX
3/8" Drive
Regular Spark Plug Sockets
6-Point
GEARWRENCH®

| Item # | Size (in.) |
|---------|------------|
| GW80402 | 5/8 |
| GW80403 | 13/16 |



APEX
3/8" Quick Release Ratchet
Tear Drop
GEARWRENCH®

45 tooth standard ratchet

| Item # | Length (in.) |
|---------|--------------|
| GW81218 | 7.87 |



APEX
3/8" Drive Flex Handle
GEARWRENCH®

| Item # | Length (in.) |
|---------|--------------|
| GW81221 | 12 |



APEX
3/8" Drive Spinner
GEARWRENCH®

| Item # |
|---------|
| GW81239 |



APEX
3/8" Drive Extensions
GEARWRENCH®

| Item # | OA Length (in.) |
|---------|-----------------|
| GW81241 | 3 |
| GW81242 | 6 |
| GW81243 | 8 |



APEX
3/8" Drive Ratchet Adapters
GEARWRENCH®

| Item # | Desc. (in.) |
|---------|--------------|
| GW81277 | 3/8 F, 1/4 M |
| GW81278 | 3/8 F, 1/2 M |



APEX
3/8" Drive Universal Joint
GEARWRENCH®

| Item # |
|---------|
| GW80549 |



APEX
1/2" Drive Sockets
12-Point, Standard Length
GEARWRENCH®

| Item # | Size (in.) |
|---------|------------|
| GW80760 | 7/16 |
| GW80761 | 1/2 |
| GW80762 | 9/16 |
| GW80763 | 5/8 |
| GW80764 | 11/16 |
| GW80765 | 3/4 |
| GW80766 | 13/16 |
| GW80767 | 7/8 |
| GW80768 | 15/16 |
| GW80769 | 1 |
| GW80770 | 1 1/16 |
| GW80771 | 1 1/8 |
| GW80794 | 1 1/4 |





APEX
1/2" Drive Sockets
12-Point, Deep Length
GEARWRENCH®

| Item # | Size (in.) |
|---------|------------|
| GW80773 | 1/2 |
| GW80774 | 9/16 |
| GW80775 | 5/8 |
| GW80776 | 11/16 |
| GW80777 | 3/4 |
| GW80778 | 13/16 |
| GW80779 | 7/8 |
| GW80780 | 15/16 |
| GW80795 | 1 |
| GW80796 | 1 1/16 |
| GW80797 | 1 1/8 |



APEX
1/2" Drive Teardrop Ratchet
Quick Release
GEARWRENCH®

45 tooth standard ratchet

| Item # |
|---------|
| GW81309 |



APEX
1/2" Drive Teardrop Ratchet
Armstrong®

- Comfort grip hand-fitting handle
- Recessed reversing lever
- On-Off indicating lever
- Black Oxide
- 36 tooth



| Item # | Length (in.) | Head Width (in.) | Head Depth (in.) |
|----------|--------------|------------------|------------------|
| AR12-972 | 10.5 | 1.625 | 0.875 |

APEX
1/2" Drive Round Head Ratchet
Armstrong®

- 45 tooth



| Item # | Length (in.) | Head Width (in.) | Head Depth (in.) |
|----------|--------------|------------------|------------------|
| AR12-915 | 10.480 | 1.750 | 1.300 |

APEX

1/2" Round Head Ratchet
Quick Release Long Handle

Armstrong®

| Item # | Length (in.) |
|-----------|--------------|
| AR12-909A | 15 |



APEX

1/2" Drive, Long Handle Teardrop Ratchet
Armstrong®

- 36 tooth

| Item # | Length (in.) | Head Width (in.) | Head Depth (in.) |
|----------|--------------|------------------|------------------|
| AR12-973 | 15 | 1.625 | 0.875 |



APEX

1/2" Drive, Flex Head Teardrop Ratchet
Armstrong®

- 36 tooth

| Item # | Length (in.) | Head Width (in.) | Head Depth (in.) |
|----------|--------------|------------------|------------------|
| AR12-974 | 14 1/4 | 1.625 | 0.875 |



APEX

1/2" Drive Flex Handle
GEARWRENCH®

Full polish flex handle

| Item # | Length (in.) |
|---------|--------------|
| GW81307 | 15.00 |



APEX

1/2" Drive Speeder Handle
GEARWRENCH®

| Item # |
|---------|
| GW81312 |



APEX

1/2" Drive Extensions
GEARWRENCH®

| Item # | OA Lgth. (in.) |
|---------|----------------|
| GW81340 | 3 |
| GW81341 | 5 |
| GW81342 | 10 |



APEX

APEX
1/2" Drive Adapters
GEARWRENCH®

| Item # | Desc. (in.) |
|---------|--------------|
| GW81354 | 1/2 F, 3/8 M |
| GW81355 | 1/2 F, 3/4 M |



APEX
1/2" Drive Universal Joint
GEARWRENCH®

| Item # |
|---------|
| GW80600 |



APEX
1/2" Drive Ratchet Repair Kit
Armstrong®

Contains:

- Illustrated instruction sheet for repairing the 12-972, 12-973, or 20-972 ratchets
- Gear
- Pawl
- Shifting lever
- Spring
- Ball
- Cover plate
- 2 Cover plate screws



| Item # |
|----------|
| AR12-990 |

APEX
1/2" Drive Impact Extensions
Armstrong®

| Item # | OA Lgth. (in.) |
|----------|----------------|
| AR20-923 | 5 |
| AR20-924 | 10 |



APEX
1/2" Drive Impact Sockets
12-Point
Armstrong®

| Item # | Open. (in.) |
|----------|-------------|
| AR20-012 | 3/8 |
| AR20-014 | 7/16 |
| AR20-016 | 1/2 |
| AR20-018 | 9/16 |
| AR20-020 | 5/8 |
| AR20-022 | 11/16 |
| AR20-024 | 3/4 |
| AR20-026 | 13/16 |
| AR20-028 | 7/8 |
| AR20-030 | 15/16 |
| AR20-032 | 1 |
| AR20-034 | 1 1/16 |
| AR20-036 | 1 1/8 |
| AR20-038 | 1 3/16 |
| AR20-040 | 1 1/4 |
| AR20-042 | 1 5/16 |
| AR20-044 | 1 3/8 |
| AR20-046 | 1 7/16 |
| AR20-048 | 1 1/2 |



APEX
1/2" Drive Impact Sockets
12-Point, Deep
Armstrong®

| Item # | Open. (in.) |
|----------|-------------|
| AR20-212 | 3/8 |
| AR20-214 | 7/16 |
| AR20-216 | 1/2 |
| AR20-218 | 9/16 |
| AR20-220 | 5/8 |
| AR20-222 | 11/16 |
| AR20-224 | 3/4 |
| AR20-226 | 13/16 |
| AR20-228 | 7/8 |
| AR20-230 | 15/16 |
| AR20-232 | 1 |
| AR20-234 | 1 1/16 |
| AR20-236 | 1 1/8 |
| AR20-240 | 1 1/4 |
| AR20-242 | 1 5/16 |
| AR20-244 | 1 3/8 |
| AR20-246 | 1 7/16 |
| AR20-248 | 1 1/2 |





APEX
**1/2" Drive
Impact Drive Adapter
Armstrong®**

20-952: Male square has pin thru hole.

- ANSI B107.2
- Fed'l spec. GGG-W-660a

| Item # | Desc. (in.) | Overall Length |
|----------|--------------|----------------------------|
| AR20-952 | 1/2 F, 3/4 M | 1.813 1/2 in. F, 3/4 in. M |



APEX

**1/2" Drive Impact Universal Joint
Armstrong®**

| Item # |
|----------|
| AR20-947 |



APEX

**3/4" Drive Ratchet
Quick Release
GEARWRENCH®**

- 24 tooth

| Item # | Length (in.) |
|--------|--------------|
|--------|--------------|

Ratchet

| | |
|---------|-------|
| GW81400 | 19.75 |
|---------|-------|

Repair Kit

| |
|---------|
| GW81499 |
|---------|



APEX

**3/4" Drive Ratchets
Armstrong®**

Fed. Std. GGG-W-641e ANSI Spec. B107.10M

| Item # |
|----------|
| AR13-972 |

Repair Kit

| |
|----------|
| AR13-990 |
|----------|



APEX

**3/4" Drive Sockets
12-Pt. Standard Length
Armstrong®**

| Item # | Open. (in.) |
|----------|-------------|
| AR13-126 | 15/16 |
| AR13-128 | 7/8 |
| AR13-130 | 15/16 |
| AR13-132 | 1 |
| AR13-134 | 1 1/16 |
| AR13-136 | 1 1/8 |
| AR13-138 | 1 3/16 |
| AR13-140 | 1 1/4 |
| AR13-142 | 1 5/16 |
| AR13-144 | 1 3/8 |
| AR13-146 | 1 7/16 |
| AR13-148 | 1 1/2 |
| AR13-150 | 1 9/16 |
| AR13-152 | 1 5/8 |
| AR13-154 | 1 11/16 |
| AR13-156 | 1 3/4 |
| AR13-158 | 1 13/16 |
| AR13-160 | 1 7/8 |
| AR13-164 | 2 |
| AR13-168 | 2 1/8 |
| AR13-172 | 2 1/4 |



APEX

**3/4" Flex Handle
Armstrong®**

- Nickel-chrome finish that provides a lifetime of corrosion resistance for these heavy-duty tools

| Item # | Length (in.) |
|----------|--------------|
| AR13-918 | 17.550 |



APEX

**3/4" Drive T-Handle
Armstrong®**

- Drive Size: 3/4" (male square)
- Locking Type: Ball
- Meets Federal Standards GGG-W-641e
- Meets ANSI Spec. B107.10M

| Item # | Length (in.) |
|----------|--------------|
| AR13-938 | 18 |



APEX

APEX
3/4" Drive Extensions
Armstrong®

Fed. Std. GGG-W-641e ANSI Spec. B107.10M



| Item # | Size (in.) |
|----------|------------|
| AR13-922 | 5 |
| AR13-923 | 8 |
| AR13-925 | 16 |

APEX
3/4" Drive Ratchet Adapters
Armstrong®

- Chamfered drive ends guide sockets onto drive tangs
- Chamfered receiving ends guide drives onto drive tangs
- High polished chrome finish



| Item # | Desc. (in.) |
|----------|--------------|
| AR13-951 | 3/4 F, 1/2 M |
| AR13-952 | 3/4 F, 1 M |

APEX
3/4" Drive Impact Sockets
6-Point
Armstrong®

| Item # | Open. (in.) |
|-----------|-------------|
| AR21-020 | 5/8 |
| AR21-024 | 3/4 |
| AR21-026 | 13/16 |
| AR21-028 | 7/8 |
| AR21-030 | 15/16 |
| AR21-032 | 1 |
| AR21-034 | 1 1/16 |
| AR21-036 | 1 1/8 |
| AR21-038 | 1 3/16 |
| AR21-040 | 1 1/4 |
| AR21-042 | 1 5/16 |
| AR21-044 | 1 3/8 |
| AR21-046 | 1 7/16 |
| AR21-048 | 1 1/2 |
| AR21-052 | 1 5/8 |
| AR21-054 | 1 11/16 |
| AR21-056 | 1 3/4 |
| AR21-058 | 1 13/16 |
| AR21-060 | 1 7/8 |
| AR21-062 | 1 15/16 |
| AR21-064 | 2 |
| AR231-068 | 2 1/8 |



APEX
3/4" Drive Impact Sockets
6-Point, Deep
Armstrong®

| Item # | Open. (in.) |
|----------|-------------|
| AR21-224 | 3/4 |
| AR21-226 | 13/16 |
| AR21-228 | 7/8 |
| AR21-230 | 15/16 |
| AR21-232 | 1 |
| AR21-234 | 1 1/16 |
| AR21-236 | 1 1/8 |
| AR21-238 | 1 3/16 |
| AR21-240 | 1 1/4 |
| AR21-242 | 1 5/16 |
| AR21-244 | 1 3/8 |
| AR21-246 | 1 7/16 |
| AR21-248 | 1 1/2 |
| AR21-252 | 1 5/8 |



APEX
3/4" Drive Impact Extensions
Armstrong®

| Item # | OA Lgth. (in.) |
|----------|----------------|
| AR21-923 | 7 |
| AR21-924 | 10 |



APEX
3/4" Drive Impact Drive Adapters
Armstrong®

| Item # | Desc. (in.) |
|----------|--------------|
| AR21-951 | 3/4 F, 1/2 M |
| AR21-952 | 3/4 F, 1 M |



APEX
3/4" Drive Impact Universal Joint
Armstrong®

| Item # |
|----------|
| AR21-947 |



APEX
3/4" Drive Retaining Rings
Armstrong®

| Item # | ID of Ring | Hub Dia. Skt. (lbs.) |
|----------|------------|----------------------|
| AR21-964 | 1 7/16" | 1 5/8" |
| AR21-965 | 1 5/8" | 1 3/4" |
| AR21-967 | 1 3/4" | 1 7/8" |





APEX
1" Drive Adapter
Armstrong®

- High polished chrome finish

| Item # | Desc. (in.) |
|----------|--------------|
| AR14-951 | 1" F, 3/4" M |



APEX
1" Drive Impact Drive Adapter
Armstrong®

| Item # | Desc. (in.) |
|----------|-------------|
| AR22-951 | 1 F, 3/4 M |



CHAINRING CONSTRUCTION PRODUCTS
Dawson Channel Socket

Channel Socket

- A unique tool which fits standard 1/2" drive ratchets
- It enables you to attach slotted channel directly to walls, floors & ceilings without the use of brackets or fittings, allowing unobstructed access to the channel mouth for hangers
- Reduce construction time
- Improved quality of connections
- CSM10: Socket for 3/8" hardware
- CSM10e: Long socket for 3/8" hardware in 2-7/16" & 3-1/4" deep strut
- CSM10s: Shallow socket for 3/8" hardware in 13/16" deep strut
- CSM12: 1-5/8" deep strut for 1/2" hardware (3/4" bolt head)
- CSM12e: 2-7/16" & 3-1/4" deep strut for 1/2" hardware (3/4" bolt head)



| Item # | Drive Size (in.) | Max Strut Depth (in.) |
|----------|------------------|-----------------------|
| CNCSM10 | 3/8 | 1 1/8 |
| CNCSM10e | 3/8 | 3 1/4 |
| CNCSM10s | 3/8 | 13/16 |
| CNCSM12 | 1/2 | 1 1/8 |
| CNCSM12e | 1/2 | 3 1/4 |



APEX
Ratcheting Combination Wrench Set
7-Piece, SAE
GEARWRENCH®

- Wrenches: 15/16", 3/8", 17/16", 1/2", 9/16", 5/8", 3/4"

| Item # |
|--------|
| GW9317 |



APEX
Ratcheting Combination Wrench Set
7-Piece, Flex Handle
GEARWRENCH®

- Wrenches: 3/8", 7/16", 1/2", 9/16", 5/8", 11/16", 3/4"

| Item # |
|--------|
| GW9700 |



APEX
Ratcheting Combination Wrench Set
8-Pc., Reversible
GEARWRENCH®

- Wrenches: 5/16", 3/8", 7/16", 1/2", 9/16", 5/8", 11/16", 3/4"

| Item # |
|--------|
| GW9533 |



APEX
Combination Wrench Set

9-Piece
Armstrong®

- Wrenches: 1/4, 5/16, 3/8, 7/16, 1/2, 9/16, 5/8, 11/16, 3/4
- Vinyl roll

| Item # |
|----------|
| AR25-611 |



APEX

APEX
Combination Wrench Set
15-Piece Long Pattern Metric
GEARWRENCH®

- Wrenches: 8mm, 9mm, 10mm, 11mm, 12mm, 13mm, 14mm, 15mm, 16mm, 17mm, 18mm, 19mm, 20mm, 21mm, 22mm

Item #

GW81920



APEX

Long Pattern Combination Wrench Set
15-Piece
GEARWRENCH®

- Wrenches: 1/4", 9/32", 5/16", 11/32", 3/8", 7/16", 1/2", 9/16", 5/8", 11/16", 3/4", 13/16", 7/8", 15/16"

Item #

GW81918



APEX

Combination Fractional Ratcheting Wrench Set
13-Piece
GEARWRENCH®

- Wrenches: 1/4, 5/16, 3/8, 7/16, 1/2, 9/16, 5/8, 11/16, 3/4, 13/16, 7/8, 15/16, 1

Item #

GW9312



APEX

Combination Metric Ratcheting Wrench Set

12-Piece
GEARWRENCH®

- Wrenches: 8 mm, 9 mm, 10 mm, 11 mm, 12 mm, 13 mm, 14 mm, 15 mm, 16 mm, 17 mm, 18 mm, 19 mm

Item #

GW9412



APEX

Reversible Metric Combination Wrench Set
12-Piece
GEARWRENCH®

Wrenches: 8 mm, 9 mm, 10 mm, 11 mm, 12 mm, 13 mm, 14 mm, 15 mm, 16 mm, 17 mm, 18 mm, 19 mm

Item #

GW9620



APEX

Combination Ratcheting Wrenches

SAE
GEARWRENCH®



| Item # | Size (in.) | Overall Length (in.) |
|--------|------------|----------------------|
| GW9008 | 1/4 | 4.921 |
| GW9010 | 5/16 | 5.508 |
| GW9011 | 11/32 | 5.882 |
| GW9012 | 3/8 | 6.256 |
| GW9014 | 7/16 | 6.508 |
| GW9016 | 1/2 | 7.008 |
| GW9018 | 9/16 | 7.504 |
| GW9020 | 5/8 | 8.201 |
| GW9022 | 11/16 | 8.878 |
| GW9024 | 3/4 | 9.764 |
| GW9026 | 13/16 | 11.476 |
| GW9028 | 7/8 | 11.476 |
| GW9030 | 15/16 | 13.114 |
| GW9032 | 1 | 13.114 |
| GW9034 | 1 1/16 | 14.142 |
| GW9036 | 1 1/8 | 15.846 |
| GW9038 | 1 1/4 | 16.764 |
| GW9060 | 1 5/16 | 18.110 |
| GW9062 | 1 3/8 | 18.110 |
| GW9040 | 1 7/16 | 19.685 |
| GW9042 | 1 1/2 | 19.685 |
| GW9044 | 1 9/16 | 22.638 |
| GW9046 | 1 5/8 | 22.638 |
| GW9048 | 1 11/16 | 24.213 |
| GW9050 | 1 3/4 | 24.213 |
| GW9052 | 1 13/16 | 25.394 |
| GW9054 | 1 7/8 | 25.394 |
| GW9056 | 2 | 25.787 |



APEX
Combination Wrenches
Long Pattern Non-Ratcheting
GEARWRENCH®



| Item # | Size (in.) | Overall Length (in.) |
|---------|------------|----------------------|
| GW81650 | 1/4 | 5.09 |
| GW81652 | 5/16 | 5.80 |
| GW81654 | 3/8 | 6.54 |
| GW81655 | 7/16 | 7.29 |
| GW81656 | 1/2 | 8.11 |
| GW81657 | 9/16 | 8.74 |
| GW81658 | 5/8 | 9.52 |
| GW81659 | 11/16 | 10.23 |
| GW81660 | 3/4 | 10.97 |
| GW81661 | 13/16 | 11.827 |
| GW81662 | 7/8 | 12.52 |
| GW81663 | 15/16 | 13.252 |
| GW81664 | 1 | 14.035 |
| GW81733 | 1 1/16 | 14.75 |
| GW81734 | 1 1/8 | 16 |
| GW81735 | 1 1/4 | 16 |
| GW81750 | 1 1/2 | 19.72 |

APEX
Micrometer Torque Wrenches
Armstrong®



- 10° ratcheting angle permits use in confined areas
- Rubber seal keeps lubrication in accuracy of +/- 3% and repeatability
- Easy to read dual scales - primary in SAE and secondary in metric
- Detent-style locking collar prevents accidental changes of settings
- Lightly knurled and grooved handle provides comfortable, non-slip grip

| Item # | Primary Scale Range (ft/lbs.) | Primary Scale Incr. (in./lbs.) | Alternate Scale Range (Nm) | Alternate Scale Incr. (Nm) |
|-------------------|-------------------------------|--------------------------------|----------------------------|----------------------------|
| 3/8" Drive | | | | |
| AR64-041 | 50-250 | 1 | 6-29 | .11 |
| AR64-046 | 10-100 | .5 | 17-139 | .7 |
| 1/2" Drive | | | | |
| AR64-086 | 25-250 | 1 | 43-348 | 1.4 |

APEX
Long Combination Wrenches
12-Point
Armstrong®




- Wrenches held to extreme heat-treat tolerances to ensure correct hardness and spring
- Precision-broached openings
- Highest-grade alloy steel
- Mirror-like chrome plating
- The "Lobular" designed opening exerts force on flats of fastener - prevents rounding of fastener's corners - removes even worn fasteners

| Item # | Part # | Open. (in.) | OA Lgth. (in.) |
|----------|--------|-------------|----------------|
| AR25-242 | 25-242 | 15/16 | 20.125 |
| AR25-244 | 25-244 | 13/8 | 20.125 |
| AR25-246 | 25-246 | 17/16 | 21.125 |
| AR25-248 | 25-248 | 1 1/2 | 21.125 |
| AR25-252 | 25-252 | 1 5/8 | 24.125 |
| AR25-254 | 25-254 | 1 11/16 | 24.125 |
| AR25-256 | 25-256 | 1 3/4 | 25.625 |
| AR25-258 | 25-258 | 1 13/16 | 25.625 |
| AR25-260 | 25-260 | 1 7/8 | 27.125 |
| AR25-264 | 25-264 | 2 | 27.125 |
| AR25-268 | 25-268 | 2 1/8 | 28.00 |
| AR25-272 | 25-272 | 2 1/4 | 28.00 |
| AR25-276 | 25-276 | 2 3/8 | 30.00 |
| AR25-280 | 25-280 | 2 1/2 | 30.00 |

APEX
Punch and Chisel Set

12-Piece
Gearwrench®



Contains:

- 82261 - 1/4" x 4-3/4" x 1/4" Cold Chisel, 82262 - 3/8" x 5" x 5/16" Cold Chisel, 82264 - 1/2" x 6" x 3/8" Cold Chisel, 82265 - 5/8" x 6-1/2" x 3/8" Cold Chisel, 82270 - 3/8" x 5" Center Punch, 82272 - 3/32" x 4-3/4" x 5/16" Pin Punch, 82273 - 1/8" x 5" x 5/16" Pin Punch, 82274 - 5/32" x 5-1/4" x 5/16" Pin Punch, 82275 - 3/16" x 5-1/2" x 5/16" Pin Punch, 82278 - 1/8" x 8" x 3/8" Long Taper Punch, 82283 - 3/16" x 5" x 3/8" Starter Punch, 82285 - 1/8" x 4-1/2" x 5/16" Starter

Item #

GW82305

APEX

APEX
Punch and Chisel Set
5-Piece
Gearwrench®



Contains:

- 82270 - 3/8" x 5" Center Punch
- 82273 - 1/8" x 5" x 5/16" Pin Punch
- 82274 - 5/32" x 5-1/4" x 5/16" Pin Punch
- 82275 - 3/16" x 5-1/2" x 5/16" Pin Punch
- 82264 - 1/2" x 6" x 3/8" Cold Chisel

Item #

GW82304

APEX
Pin Punch
GEARWRENCH®



- Stock Shape: Hex
- Material: Steel
- Type: Pin Punch

| Item # | Point (in.) | Hex Size (in.) | Length (in.) |
|---------|-------------|----------------|--------------|
| GW82273 | 1/8 | 5/16 | 5 |
| GW82276 | 1/4 | 3/8 | 7 |

APEX
Center Punch
Armstrong®



| Item # | Hex Size (in.) | Length (in.) |
|----------|----------------|--------------|
| AR70-239 | 1/2 | 6 |

APEX
Cold Chisels
GEARWRENCH®



| Item # | Cut (in.) | Hex Size (in.) | OA Length (in.) |
|---------|-----------|----------------|-----------------|
| GW82264 | 1/2 | 3/8 | 6 |
| GW82265 | 5/8 | 1/2 | 6 1/2 |
| GW82266 | 3/4 | 5/8 | 7 |

APEX
Aligning Pry Bar
Armstrong®



- Heat treated alloy steel

| Item # | Stock Size (in.) | OA Lgth. (in.) |
|----------|------------------|----------------|
| AR70-507 | 7/8 | 30 |

APEX
Magnetic Retrieving Tool
Armstrong®



- Designed to position or retrieve small objects
- Spring-loaded plunger opens jaw at end of flexible casing
- When plunger is released, jaws grip object with surprising strength

| Item # | Length (in.) |
|----------|-----------------|
| AR70-933 | 16 3/4 - 26 3/4 |

APEX
Inspection Mirrors
Armstrong®



- Designed for all types of inspection work where direct sight lines are obstructed
- Features an all-angle ball joint for greater versatility

| Item # | Shape | Size (in.) | Length (in.) |
|----------|-------------|---------------|------------------|
| AR70-927 | Circular | 1 1/4 | 8 |
| AR70-929 | Rectangular | 2 1/8 x 3 1/2 | 11 1/4 to 15 1/2 |

APEX
C-Clamps
Deep Throat Pattern
Armstrong®

- Frame is drop forged carbon steel; all other parts are machined from carbon steel

| Item # | Max Cap. (in.) | Min Cap. (in.) | Depth of Throat from Center of Screw (in.) | Thread Size | Length of Screws (in.) | Min. Proof Test |
|----------|----------------|----------------|--|-------------|------------------------|-----------------|
| AR78-402 | 2 | 0 | 2 | 1/2"-8 | 4 3/4 | 3,300 |
| AR78-403 | 3 | 0 | 2 3/8 | 1/2"-8 | 5 3/4 | 3,500 |
| AR78-404 | 4 | 0 | 3 1/4 | 3/4"-6 | 7 5/8 | 4,100 |
| AR78-406 | 6 | 0 | 3 5/8 | 3/4"-6 | 9 7/8 | 5,400 |
| AR78-408 | 8 | 0 | 4 1/2 | 3/4"-6 | 12 3/8 | 5,900 |
| AR78-410 | 10 | 3 | 5 3/8 | 3/4"-6 | 12 3/8 | 6,200 |
| AR78-412 | 12 | 4 | 5 3/4 | 7/8"-6 | 13 1/2 | 9,300 |





APEX
Screw Extractor Set
Armstrong®

- 5-piece set in vinyl roll
- Contains:
- 70-950
- 70-952
- 70-954
- 70-956
- 70-958



| Item # |
|----------|
| AR70-970 |



CHANNELLOCK
Tongue & Groove Pliers

- Right angle teeth grip in all directions
- Safe-T-Stop™ prevents finger pinch
- Double Tongue and Groove, won't slip
- Channellock blue comfort grips



| Item # | Adj. | Lgth. (in.) | Cap. (in.) | Jaw |
|--------|------|-------------|------------|----------|
| CL410 | 4 | 9½ | 1½ | Straight |
| CL420 | 5 | 9½ | 1½ | Straight |
| CL422 | 5 | 9½ | 1½ | Curved |
| CL426 | 5 | 6½ | ¾ | Straight |
| CL430 | 7 | 10 | 2 | Straight |
| CL432 | 7 | 10 | 2 | Curved |
| CL440 | 7 | 12 | 2¼ | Straight |
| CL442 | 7 | 12 | 2¼ | Curved |
| CL460 | 8 | 16 | 4¼ | Straight |
| CL480 | 12 | 20¼ | 5½ | Straight |

CHANNELLOCK
Flush Cutting Pliers

- High carbon C1080 steel for superior performance
- Electronic coating for ultimate rust prevention
- Cuts plastic and 10-20 AWG copper wire



| Item # | Length (in.) |
|--------|--------------|
| CL758 | 7½ |

CHANNELLOCK
Diagonal Cutting Pliers

- Perfectly mated cutter, heat treated to hold it's edge
- Polished high carbon drop forged steel
- Channellock blue comfort grips



| Item # | Length (in.) | Desc. |
|--------|--------------|-----------|
| CL337 | 7 | Lap Joint |
| CL435 | 5 | Box Joint |

CHANNELLOCK
Concrete Nippers

- High carbon steel for superior performance
- Laser heat-treated cutting edges last longer
- Knife end anvil cutting edge
- Channellock blue comfort grips



| Item # | Length (in.) |
|----------|--------------|
| CL35-250 | 10 |
| CL35-300 | 12 |

CHANNELLOCK
Slip Joint Pliers

- Wire cutting shear
- Polished high carbon drop forged steel
- Permalock fastener eliminates nut and bolt failure
- Channellock blue comfort grips



| Item # | Length (in.) |
|--------|--------------|
| CL526 | 6 |
| CL528 | 8 |

CHANNELLOCK
Ironworkers Pliers

- Polished high carbon drop forged steel
- Dog leg handle for better leverage when twisting wire
- Coiled spring
- Channellock blue comfort grips



| Item # | Length (in.) |
|---------|--------------|
| CL350-S | 8¾ |

CHANNELLOCK

CHANNELLOCK Linemans Plier

- Round nose
- Cuts ACSR
- Laser heat-treated cutting edges
- Uses a knife and anvil style cutting edge to ensure perfect mating and superior cutting edge life
- High-carbon C1080 steel



| Item # | Length (in.) |
|--------|--------------|
| CL369 | 9½ |

CHANNELLOCK

Adjustable Wrenches

- Chrome vanadium finish
- Longer jaws grip better avoiding slippage or nut round-off
- Greater jaw capacity
- Thinner jaws for greater access
- Four thread knurl and non-protruding jaws



| Item # | Overall Length (in.) | Jaw Capacity |
|--------|----------------------|--------------|
| CL804 | 4½ | .51 |
| CL806W | 6¼ | .938 |
| CL808W | 8 | 1.18 |
| CL810W | 10 | 1.375 |
| CL812W | 12 | 1.5 |
| CL815 | 15 | 1.69 |
| CL818 | 18 | 2.13 |

CHANNELLOCK Adjustable Wrenches

Wide Azz Code Blue®

- Chrome vanadium finish
- Longer jaws grip better avoiding slippage
- Wider jaw capacity
- Four thread knurl
- Code blue grips



| Item # | Overall Lgth. (in.) | Jaw Capacity |
|----------|---------------------|--------------|
| CL6WCB-6 | 6 | 1.34 |
| CL8WCB-8 | 8 | 1.50 |

KLEIN TOOLS

KLEIN TOOLS Adjustable Wrenches Extra-Capacity Design

- Jaws open 3/16" wider than standard design wrenches
- Extra capacity allows use of a smaller size wrench to handle bigger jobs
- Ideal for use in confined spaces
- Drop-forged alloy steel for maximum strength and light weight
- Chrome plated
- Plastic-dipped handles



| Item # | Length (in.) | Capacity (in.) |
|-----------|--------------|----------------|
| KLD507-6 | 6 | 15/16 |
| KLD507-8 | 8 | 1½ |
| KLD507-10 | 10 | 15/16 |
| KLD507-12 | 12 | 1½ |

IRWIN Industrial Tools

IRWIN INDUSTRIAL TOOLS

GrooveLock Pliers

WISE-GRIP

- Press and slide button quickly adjusts lower jaw
- All purpose jaw grips on round, flat, square and hex shapes
- More groove positions provide the optimum hand location for a better grip on the work piece
- ProTouch Grips provide extra comfort and reduces hand fatigue
- Ratcheting action allows GrooveLock to be adjusted from the open position up to the work piece by pushing the handle up - no need to press the button
- Anti-pinch design prevents handles from pinching



| Item # | Size (in.) | Jaw Capacity (in.) | Jaw Positions | Pipe Size (in.) |
|-----------|------------|--------------------|---------------|-----------------|
| VG2078108 | 8 | 1¾ | 13 | 1 |
| VG2078110 | 10 | 2¼ | 16 | 1½ |
| VG2078112 | 12 | 2¾ | 19 | 2 |
| VG2078116 | 16 | 4½ | 21 | 3¾ |
| VG2078120 | 20 | 6 | 25 | 4½ |

IRWIN
Industrial Tools

IRWIN INDUSTRIAL TOOLS

Straight Jaw Locking Pliers

WISE-GRIP

- Straight jaw provides maximum contact on flat, square or hex materials

| Item # | Description | Jaw Capacity (in.) |
|--------|-------------|--------------------|
| VG10R | 10" | 1 $\frac{7}{8}$ |
| VG7R | 7" | 1 $\frac{1}{2}$ |



IRWIN INDUSTRIAL TOOLS

Curved Jaw Locking Pliers

WISE-GRIP

- Self-energizing lower jaw provides three times more gripping power, with no slipping or stripping on any style nut or bolt head

| Item # | Description | Jaw Capacity (in.) |
|--------|-------------|--------------------|
| VG10CR | 10" | 1 $\frac{7}{8}$ |
| VG7CR | 7" | 1 $\frac{1}{2}$ |
| VG5CR | 5" | 1 $\frac{1}{8}$ |



IRWIN INDUSTRIAL TOOLS

Curved Jaw Locking Pliers with Wire Cutter

WISE-GRIP

- Curved jaw with built-in wire cutter for a great variety of applications and material shapes

| Item # | Size | Jaw Capacity (in.) |
|--------|------|--------------------|
| VG10WR | 10" | 1 $\frac{7}{8}$ |
| VG7WR | 7" | 1 $\frac{1}{2}$ |
| VG5WR | 5 | 1 $\frac{1}{8}$ |
| VG4WR | 4 | 1 |



IRWIN INDUSTRIAL TOOLS

Long Nose Locking Pliers

WISE-GRIP

- Long, straight nose provides easy access in narrow, hard-to-reach places

| Item # | Description | Jaw Capacity (in.) |
|--------|-------------|--------------------|
| VG9LN | 9" | 2 $\frac{3}{4}$ |
| VG6LN | 6" | 2 |
| VG4LN | 4" | 1 $\frac{5}{8}$ |



IRWIN INDUSTRIAL TOOLS

Locking C-Clamps with Regular Tips

WISE-GRIP

- Wide-opening jaws provide greater versatility in clamping a variety of shapes

| Item # | Size (in.) | Jaw Capacity (in.) | Throat Depth (in.) |
|--------|------------|--------------------|--------------------|
| VG24R | 24 | 10 | 15 $\frac{1}{2}$ |
| VG18R | 18 | 7 $\frac{1}{2}$ | 9 $\frac{1}{2}$ |
| VG11R | 11 | 4 | 2 $\frac{5}{8}$ |
| VG6R | 6 | 2 $\frac{1}{8}$ | 1 $\frac{1}{2}$ |



IRWIN INDUSTRIAL TOOLS

Locking C Clamps with Swivel Pads

WISE-GRIP

- Swivel pads hold tapered work, awkward fabricating jobs and delicate projects without damaging the work surface

| Item # | Size (in.) | Jaw Capacity (in.) | Throat Depth (in.) |
|--------|------------|--------------------|--------------------|
| VG18SP | 18 | 8 | 9 $\frac{1}{2}$ |
| VG11SP | 11 | 3 $\frac{3}{8}$ | 2 $\frac{5}{8}$ |
| VG9SP | 9 | 4 $\frac{1}{2}$ | 4 $\frac{3}{4}$ |
| VG6SP | 6 | 2 | 1 $\frac{1}{2}$ |
| VG4SP | 4 | 1 $\frac{5}{8}$ | 1 $\frac{1}{4}$ |



IRWIN INDUSTRIAL TOOLS

Locking Sheet Metal Tool

WISE-GRIP

- Makes bending, forming and crimping sheet metal jobs easier

| Item # | Size (in.) | Jaw Capacity (in.) |
|--------|------------|--------------------|
| VG8R | 8 | 3 $\frac{1}{8}$ |



IRWIN INDUSTRIAL TOOLS

Locking Welding Clamp

WISE-GRIP

- U-shaped jaws provide enhanced visibility and more working space

| Item # | Size | Jaw Capacity (in.) |
|--------|------|--------------------|
| VG9R | 9" | 2 $\frac{3}{4}$ |



IRWIN Industrial Tools


IRWIN INDUSTRIAL TOOLS **Locking Chain Clamp** **WISE-GRIP**



- Chain holds and locks around any shape or size

| Item # | Size | Jaw Capacity (in.) |
|--------|------|--------------------|
| VG20R | 9" | 18 |

IRWIN INDUSTRIAL TOOLS **Replacement Plier Parts** **WISE-GRIP**



Replacement Parts:

- 07-Replacement Screw for 10R®, 10WR®, 10CR®, 20R®, 12LC®, 11R®, 11SP®, 18R®, 18SP™, 24R™, 24SP™ and 10LW®
- 21-Replacement Screw for 7R®, 7WR®, 7CR®, 7LW®, 9LN®, 9R® and RR™
- 91-Replacement screw for 4WR®, 4LN®, 4SP™ and 4LW®
- 08-Replacement spring for 10R®, 10WR®, 10CR®, 11R®, 11SP, 20R®, 12LC® and 10LW™
- 52-Replacement spring for 5WR®, 6LN®, 6R®, and 6SP®
- 92-Replacement spring for 4WR®, 4LN®, 4SP™ 4LW®
- 20REP-Replacement chain for 20R
- 20EXT-Chain extension for 20R

| Item # | Description |
|---------|-----------------------|
| VG07 | Adjusting Screw |
| VG21 | Adjusting Screw |
| VG51 | Adjusting Screw |
| VG91 | Adjusting Screw |
| VG08 | Replacement Spring |
| VG52 | Replacemnt Spring |
| VG92 | Replacement Spring |
| VG20REP | Replacement Chain 18" |
| VG20EXT | Extension Chain 18" |

Get a grip on
all your tool needs
here at Edge

STANLEY

STANLEY INDUSTRIAL TOOLS **Screwdriver Set**

11-Piece Fatmax®



- Tools:
- Standard: 1/4" Stubby, 1/4" x 4", 5/16" x 6"
- Cabinet: 1/8" x 3", 3/16" x 3"
- Phillips: Opt x 2-3/8", 2pt Stubby, 1pt x 3", 2pt x 4", 3pt x 6"
- Hybrid Offset: 1/4" Slotted, 2pt Phillips
- Ergonomically designed tri-lobular handle design provides maximum tip torque
- Slip-resistant rubber grip increases user comfort
- Tip identification symbol molded onto side handle makes tip identification easy

Item #
ST62-502

STANLEY INDUSTRIAL TOOLS **6-Way Screwdriver**

- All-in-one screwdriver with 6 tips: #1 and #2 Phillips®, 1/4" 3/16" Slotted, 1/4" and 5/16" Nut Driver
- Slip-resistant rubber grip for comfort



Item #
ST68-012M

APEX

APEX **Combination Mini Screwdriver Set**

12-Piece GEARWRENCH®



- Tools: 1.5mm Mini Slotted Screwdriver, 2.0mm Mini Slotted Screwdriver, 2.5mm Mini Slotted Screwdriver, #00 Mini Phillips Screwdriver, #0 Mini Phillips Screwdriver, #1 Mini Phillips Screwdriver, T-5 Mini Torx® Screwdriver, T-6 Mini Torx® Screwdriver, T-7 Mini Torx® Screwdriver, T-8 Mini Torx® Screwdriver, T-9 Mini Torx® Screwdriver, T-10 Mini Torx® Screwdriver

Item #
GW80057



MIDWEST TOOL & CUTLERY

Offset Aviation Snips

- Hot-drop forged steel handles
- Heavy duty spring
- Soft grip handles
- Capacity of cutting 18 ga. cold-rolled sheet metal and 22 ga. stainless steel sheet metal



| Item # | Description | Handle Color | Cutting Capacities (in.) |
|-----------|---------------------|--------------|--------------------------|
| MDWP6510L | Offset Left Cut | Red | 1 1/4 |
| MDWP6510R | Offset Right Cut | Green | 1 1/4 |
| MDWP6510S | Offset Straight Cut | Yellow | 1 1/2 |

MIDWEST TOOL & CUTLERY

Aviation Snips

- Hot-drop forged steel handles
- Heavy duty spring
- Soft grip handles
- Capacity of cutting 18 ga. cold-rolled sheet metal and 22 ga. stainless steel sheet metal



| Item # | Description | Handle Color | Cutting Capacities (in.) |
|-----------|-------------------|--------------|--------------------------|
| MDWP6716L | Left Cut | Red | 1 3/8 |
| MDWP6716R | Right Cut | Green | 1 3/8 |
| MDWP6716S | Straight Straight | Yellow | 1 1/2 |



APEX TOOL GROUP Aluminum Snips

Wiss®

- Cuts straight, and curves (light gauge)
- For light gauge metal, flash, vinyl siding, gutter, net, rubber
- 3-1/2" blades, drop forged for long life
- Cutting Capacity: 23 gauge low carbon steel



Item #
CGW12MP

APEX TOOL GROUP

Aviation Snips

Wiss®



- Non-slip serrated jaw of molybdenum steel withstands strain of cutting heavy stock
- Spring action for fast, effortless feed
- Non-slip textured grips and safety latch
- Maximum cutting capacity 18 ga. steel
- Length: 9-3/4"
- Length of Cut: 1-3/8"

| Item # | Desc. | Handle Color |
|--------|--------------|--------------|
| CGM1R | Left Cut | Red |
| CGM2R | Right Cut | Green |
| CGM3R | Straight Cut | Yellow |



IRWIN INDUSTRIAL TOOLS

Aviation Snips

- Hot-drop forged steel blades
- Ergonomic ProTouch™ grips
- Cutting Capacity: 18 ga. steel, 23 ga. stainless steel
- Length: 10"
- Length of Cut: 1-5/16"



| Item # | Description | Handle Color |
|-----------|--------------|--------------|
| IR2073111 | Left Cut | Red |
| IR2073112 | Right Cut | Green |
| IR2073113 | Straight Cut | Yellow |

IRWIN INDUSTRIAL TOOLS

Offset Snips

- Multiple pivot pins provide compound cutting action
- Cut at a sharper angle, distancing your hands from sharp, jagged work surfaces
- Cuts straight and angles or curves left
- Cutting Capacity: Cold- roll Steel 18 ga. Stainless Steel 23 ga.
- Length: 9-1/2"
- Length of Cut: 1-5/16"



| Item # | Description | Handle Color |
|-----------|-------------|--------------|
| IR2073211 | Left Cut | Red |
| IR2073212 | Right Cut | Green |

IRWIN Industrial Tools

IRWIN INDUSTRIAL TOOLS

Tinner Snip

- Precision-ground blade edges ensure quality cuts
- Hot-drop forged steel blades provide maximum strength
- Double-dipped vinyl handles
- Cutting Capacity: 20 ga. steel, 22 ga. stainless steel (12")
- Cutting Capacity: 24 ga. steel, 28 ga. stainless steel (7")



| Item # | Size (in.) (mm) | Length of Cut (in.) |
|---------|-----------------|---------------------|
| IR22007 | 7 | 1½ |
| IR22012 | 12 | 2¾ |

APEX TOOL GROUP

APEX TOOL GROUP Hand Seamers

Wiss®

- Used to bend and flatten sheet metal
- Optimal handle span for maximum power and comfortable operating range
- Non-slip cushion grips for superior comfort and control
- 1-1/4" maximum seam depth
- 1/4" depth markings



| Item # | Size (in.) |
|--------|------------|
| CGWS3 | 3 |
| CGWS6 | 6 |

APEX TOOL GROUP

Folding tool

Wiss®

- Ideal for folding channels and making longer uniform folds
- Fold 3/8" and 1" depths
- Sight holes to help assure proper depth alignment



| Item # | Description |
|--------|-------------|
| CGWF18 | 18" |

APEX TOOL GROUP Hand Crimpers

Wiss®

- Crimps male fitting end to connect guttering, down spouts or metal pipe
- Optimal handle span for maximum power and comfortable operating range
- Non-slip cushion grips for superior comfort and control
- 5 Blade Crimper, 1-1/4" depth



Item #
CGWC5S

APEX TOOL GROUP

Hand Notcher

Wiss®

- Cuts 30 degree V shaped cut in sheet metal
- Gives clean notch without slipping at corners and take-off tabs
- Non-slip cushion grips for superior comfort and control
- Blade Length: 13/16 in.
- Tool Length: 8 3/4 in.
- Jaw/Throat Depth: 13/16 in.



Item #
CGWHN1

LEATHERMAN

LEATHERMAN Surge® - Multi-Tool

18-Tools-in-1 with 2 Bits

- Stainless steel handles/body
- Outside-accessible blades for one-handed opening
- Blade exchanger, with all locking blades & tools
- Tools -420HC clip point knife, 420HC sheepsfoot serrated knife, needlenose pliers, regular pliers, wire cutters, hard-wire cutters, stranded-wire cutters, wire stripper, electrical crimper, large/small bit driver, scissors, wood/metal file, diamond-coated file, saw, bottle/can opener, 9" ruler, awl with thread loop & Phillips/flat tip eyeglasses screwdriver bit, Phillips #1-2 and 3/16" screwdriver bit



| Item # | Closed Length (in.) | Blade Length (in.) | Weight (oz.) |
|----------|---------------------|--------------------|--------------|
| LE830161 | 4.5 | 3.1 | 12.5 |

LEATHERMAN

LEATHERMAN **Wave® - Multi-Tool** 17-Tools-in-1 with 2 Bits

- Outside-accessible blades for one-handed opening
- Tools - 420HC clip point knife, 420HC sheepsfoot serrated knife, needlenose pliers, regular pliers, wire cutters, hard-wire cutters, wire stripper, large/small screwdriver, Phillips screwdriver, small bit driver, scissors, wood/metal file, diamond-coated file, saw, bottle/can opener, 8" ruler & Phillips/flat tip eyeglasses screwdriver bit, Phillips #1-2 and 3/16" bit



| Item # | Closed Length (in.) | Blade Length (in.) | Weight (oz.) |
|----------|---------------------|--------------------|--------------|
| LE830040 | 4 | 2.9 | 8.5 |

LEATHERMAN

Charge AL® - Multi-Tool 17-Tools-in-1 with 8 Bits

- Stainless steel with 6061-T6 hard-anodized aluminum handle scales
- Outside-accessible blades for one-handed opening
- All locking blades & tools
- Tools - 154CM stainless steel clip point knife, 420HC Sheepsfoot serrated knife, needlenose pliers, regular pliers, wire cutters, hard-wire cutters, wire stripper, large screwdriver, large/small bit driver, scissors, wood/metal file, diamond-coated file, saw, bottle/can opener, 8" ruler & Phillips/flat tip eyeglasses screwdriver bit, Hex 5/32" and 9/64" Bit, Hex 1/8" and 7/64" Bit, Hex 3/32" and 5/64" Bit, Hex 1/16"



| Item # | Closed Length (in.) | Blade Length (in.) | Weight (oz.) |
|----------|---------------------|--------------------|--------------|
| LE830665 | 4 | 2.9 | 8.3 |

LEATHERMAN

Charge ALX® - Multi-Tool 18-Tools-in-1 with 9 Bits

- Stainless steel with 6061-T6 hard-anodized aluminum handle scales
- Outside-accessible blades for one-handed opening
- All locking blades & tools
- Tools - 154CM stainless steel clip point knife, 420HC sheepsfoot serrated knife with cutting hook, needlenose pliers, regular pliers, wire cutters, hard-wire cutters, wire stripper, wire crimper, two large/one small bit driver, wood/metal file, diamond-coated file, saw, bottle/can opener, 8" ruler & Phillips/flat tip eyeglasses screwdriver bit, Hex 5/32" and 9/64" Bit, Hex 1/8" and 7/64" Bit, Hex 3/32" and 5/64" Bit, Hex 1/16"



| Item # | Closed Length (in.) | Blade Length (in.) | Weight (oz.) |
|----------|---------------------|--------------------|--------------|
| LE830677 | 4 | 2.9 | 8.3 |

LEATHERMAN

Super Tool 300 - Multi-Tool 19-Tools-in-1

- Stainless Steel Body
- Accessories: Needlenose Pliers, Regular Pliers, Wire Cutters, Electrical Crimper, Knife, Serrated Knife, File, Saw, Screwdrivers, Awl, Ruler, Bottle Opener, Can Opener, Wire Stripper, Lanyard Ring



| Item # | Options | Closed Length (in.) | Blade Length (in.) | Weight (oz.) |
|----------|-----------------|---------------------|--------------------|--------------|
| LE831181 | Standard Sheath | 4.5 | 3.2 | 9.6 |

LEATHERMAN

Wingman - Multi-Tool 14-Tools-in-1

- Stainless Steel body
- Accessories: Needlenose Pliers, Regular Pliers, Wire Cutters, Combo Knife, Package Opener, File, Scissors, Screwdrivers, Ruler, Bottle Opener, Can Opener, Wire Stripper, Removable Pocket Clip



| Item # | Closed Length (in.) | Blade Length (in.) | Weight (oz.) |
|----------|---------------------|--------------------|--------------|
| LE831425 | 3.8 | 2.6 | 7.0 |

LEATHERMAN

Sidekick - Multi-Tool 15-Tools-in-1

- Stainless Steel Body
- All Locking Outside Blades
- Accessories: Spring-action Needlenose Pliers, Spring-action Regular Pliers, Spring-action Wire Cutters, 420HC Knife, 420HC Serrated Knife, Wood/Metal File, Saw, Small Screwdriver, Medium Screwdriver, Phillips Screwdriver, Ruler (1.5 in), Bottle Opener, Can Opener, Wire Stripper
- Carabiner Accessory: Hex Bit Driver and Bottle Opener



| Item # | Closed Length (in.) | Blade Length (in.) | Weight (oz.) |
|----------|---------------------|--------------------|--------------|
| LE831428 | 3.8 | 2.6 | 7 |

You can never have
"too many tools"

LEATHERMAN

LEATHERMAN **Rebar - Multi-Tool** 17-Tools-in-1

- Stainless Steel Body
- Stainless Steel Handles
- Black Oxide Version Available
- Accessories: Needlenose Pliers, Regular Pliers, Premium Steel Replaceable Wire Cutters, Premium Steel Replaceable Hard-wire Cutters, Electrical Crimper, 420HC Knife, 420HC Serrated Knife, Wood/Metal File, Saw, Small Screwdriver, Large Screwdriver, Phillips Screwdriver, Awl w/Thread Loop, Ruler (8 inches/20 cm), Bottle Opener, Can Opener, Wire Stripper



| Item # | Closed Length (in.) | Blade Length (in.) | Weight (oz.) |
|----------|---------------------|--------------------|--------------|
| LE831547 | 4 | 2.9 | 6.7 |

LEATHERMAN **Squirt ES4 - Multi-Tool** 9-Tools-in-1

- Stainless Steel Body
- Anodized AL Handle Scales
- Accessories: Needlenose Pliers, Regular Pliers, Wire Cutters, Knife, Scissors, Wood/Metal File, Medium Screwdriver, Flat/Phillips Screwdriver, Bottle Opener, Key Ring Attachment



| Item # | Color | Closed Length (in.) | Blade Length (in.) | Weight (oz.) |
|----------|-------|---------------------|--------------------|--------------|
| LE831200 | Blue | 2.25 | 1.6 | 1.9 |

STANLEY

STANLEY INDUSTRIAL TOOLS **Utility Knife** Classic 99®

- Patented interlocking nose to hold blade securely
- Three-position retractable blade
- Die-cast handle is durable and lightweight
- Blade storage in handle



Item #
ST10-099

STANLEY INDUSTRIAL TOOLS **QUICK CHANGE™** Utility Knife Retractable



- Three position retractable blade slide
- Swing-out blade storage magazine
- Integrated string cutter

Item #
ST10-499

STANLEY INDUSTRIAL TOOLS **Retractable** Utility Knife DynaGrip™



- Patented interlocking nose secures blade
- Slip resistant grip resists slipping -even on angled surfaces
- Hi-vis yellow handle

Item #
ST10-779

STANLEY INDUSTRIAL TOOLS **18 mm Snap Off Knife** FatMax®



- Stainless steel barrel is rust resistant for longer life
- Cartridge holds up to 6 blades

Item #
ST10-481

STANLEY INDUSTRIAL TOOLS **18 mm Snap Off Knife** Quick Point™



- Light-duty, retractable knife with Quick-Point™ snap-off blades
- Blade sections snap off providing fresh, sharp cutting points
- Removable blade snapper included in cap of knife

Item #
ST10-151

STANLEY INDUSTRIAL TOOLS **Retractable** Utility Knife FatMax®



- Blade clamp eliminates blade wobble, gives more control
- Pop-up blade dispenser for easier access and faster changeover
- Push button blade change

Item #
ST10-778



STANLEY INDUSTRIAL TOOLS

Fixed Blade Utility Knife

FatMax®



- Dual blade position in nose increases versatility
- Pop-up blade dispenser for easier access and faster changeover
- Cartridge holds up to 5 blades

Item #

ST10-780

STANLEY INDUSTRIAL TOOLS

Quick Slide Sport Utility Knife



- Great for multi purpose cutting
- 3" serrated sport blade
- Spine lock button for ease and security
- Easy blade change
- Interlocking nose prevents spreading

Item #

ST10-813

STANLEY INDUSTRIAL TOOLS

Putty Knives

- Steel blade hardened, tempered and polished
- Full tang blade permanently fastened to shatter-resistant nylon handle
- Stiff blade



| Item # | Blade Width (in.) |
|----------|-------------------|
| ST28-140 | 1¼ |
| ST28-141 | 1½ |
| ST28-142 | 2 |

STANLEY INDUSTRIAL TOOLS

Wall Scrapers

- High carbon steel—hardened, tempered and polished
- Full tang blade permanently fastened to shatter-resistant nylon handle
- Stiff 3" wide blade



Item #

ST28-139

STANLEY INDUSTRIAL TOOLS

Razor Blade Scraper

- Blade retracts for safety
- Uses single edge razor blade
- Comes with 5 blades



Item #

ST28-500

STANLEY INDUSTRIAL TOOLS

Mini-Razor Scraper

- Great for scraping in hard to reach places
- High-visibility yellow makes it easy to find
- Lightweight and economical plastic razor blade scraper
- Blade reverses for safe storage
- Uses standard, single-edge razor blade



Item #

ST28-100

STANLEY INDUSTRIAL TOOLS

Replacement Utility Knife Blades

FatMax®

Custom heat treatment makes blade strong and resistant to breakage

| Item # | Pack (Qty.) |
|-----------|------------------|
| ST11-700 | 5 |
| ST11-700L | 50 w/ dispenser |
| ST11-700A | 100 w/ dispenser |



STANLEY INDUSTRIAL TOOLS

Razor Blades

- Single edge replacement blades for Stanley® 28-100 and 28-500 scrapers
- Packed 10 per box



Item #

ST28-510

STANLEY INDUSTRIAL TOOLS

18 mm Replacement Blades

Quick-Point™

- Replacement blade with 8 cutting points
- Fits most 18 mm snap-off blade knives
- 10 blades per dispenser



Item #

ST11-301T


STANLEY

STANLEY INDUSTRIAL TOOLS

Replacement Snap Off Blades FatMax®



- Fits 18mm. snap blade knives
- Bendable/shatter resistant
- 10 blades per pack

Item #

ST11-718T

STANLEY INDUSTRIAL TOOLS

Replacement Roofing Utility Blades



- Edge is engineered to withstand the rigors of cutting heavier and thicker roofing materials
- Cuts roofing shingles, felt paper, Tyvek®, foam board, insulation, shingles and other building materials
- Designed for use in fixed blade knives only

| Item # | Pack (Qty.) |
|-----------|-------------|
| ST11-939 | 3 |
| ST11-939A | 70 |

IRWIN
Industrial Tools

IRWIN INDUSTRIAL TOOLS

Utility Knife Retractable Blade



- Smooth, three-position slide exposes variable blade lengths
- Screw permanently captured in casing to prevent loss
- Inside storage for 5 blades
- Includes 1 Irwin Blue Blade Bi-Metal utility blade

Item #

IR2082101

IRWIN INDUSTRIAL TOOLS

Utility Knife Retractable Blade ProTouch™



- Quick change blade mechanism
- Trigger grip for cutting on the pull
- Hinged blade storage for up to 10 blades

Item #

IR1774106

IRWIN INDUSTRIAL TOOLS

Safety Knife Self-Retracting



- Self-retracting spring action returns blade safely into the housing when not in use
- Interlocking nose reduces blade wobble
- Ergonomic grip fits comfortably in the hand
- Two blade positions - 2mm extension for box cutting and full extension for general use
- Tool-free entry

Item #

IR2088600

IRWIN INDUSTRIAL TOOLS

Utility Knife Blades Blue Blade™



- Features patented Bi-Metal technology
- Spring steel body delivers superior flexibility to prevent breaking
- High speed steel cutting edge stays sharp longer
- Fits most utility knives

| Item # | Pkg. Qty. |
|-----------|------------------|
| IR2084100 | 5 |
| IR2084300 | 50 w/ dispenser |
| IR2084400 | 100 w/ dispenser |



PFERD ABRASIVES

Machinist's Files Flat



- Double cut on both sides and single cut on both edges
- Used on ferrous and non-ferrous metals for rapid stock removal

| Item # | Length (in.) | Cut |
|---------|--------------|---------|
| PF11009 | 8 | Smooth |
| PF11012 | 10 | Smooth |
| PF11013 | 12 | Bastard |
| PF11015 | 12 | Smooth |
| PF11016 | 14 | Bastard |

PFERD ABRASIVES

Machinist's Files Flat Plus



- Easy grip handle
- Packaged

| Item # | Size (in.) | Length (in.) | Cut |
|----------|--------------|--------------|----------|
| PF11135P | 3 1/32 x 1/4 | 10 | PLUS Cut |



PFERD ABRASIVES
**Half Round
Machinist's Files**
Tapered



- Used for filing out concave surfaces and crevices, and for rounding out holes
- Flat side is double-cut
- Half round side is spiral cut

| Item # | Length (in.) | Cut |
|---------|--------------|---------|
| PF11026 | 10 | Bastard |
| PF11028 | 10 | Smooth |
| PF11029 | 12 | Bastard |
| PF11032 | 14 | Bastard |

PFERD ABRASIVES
Machinist's Files
Knife



- Used on slots and keyways and for acute angle work in diemaking
- Sides are double cut and the thin edge is cut but the back is safe (uncut)

| Item # | Length (in.) | Cut |
|---------|--------------|--------|
| PF11054 | 6 | Smooth |
| PF11059 | 10 | Second |

PFERD ABRASIVES
Machinist's Files
Round



- Designed for enlarging circular holes or rounded grooves that are too small for a half round file
- It tapers toward the point making it adaptable for use on various size holes

| Item # | Length (in.) | Cut |
|---------|--------------|---------|
| PF11073 | 12 | Bastard |
| PF11076 | 14 | Bastard |

PFERD ABRASIVES
Machinist's Files
Packaged



- Packaged
- Easy Grip Handle

| Item # | Length (in.) | Desc. | Cut |
|----------|--------------|--------------|---------|
| PF11007P | 8 | Flat | Bastard |
| PF11010P | 10 | Flat | Bastard |
| PF11023P | 8 | Half Round | Bastard |
| PF11067P | 8 | Round | Bastard |
| PF11100P | 8 | Three Square | Bastard |
| PF11105 | 6 | Three Square | Smooth |

PFERD ABRASIVES
Machinist's Files
Square



- Handy for use on slots, keyways, rectangular or square holes and for surface work
- Has four equal sides (5/16")
- Double cut, it tapers toward the point

| Item # | Length (in.) | Cut |
|---------|--------------|---------|
| PF11087 | 8 | Bastard |

PFERD ABRASIVES
Mill Files
Tapered



- Suitable both as engineering and sharpening files
- Useful for filing where a smooth finish is important
- Good for polishing and deburring work in lathes
- Widely applicable for sharpening tools and implements
- Two square edges. Single cut on sides and edges

| Item # | Length (in.) | Cross-section (in.) | Cut |
|---------|--------------|---------------------|---------|
| PF19003 | 6 | 1 9/32 x 7/64 | Smooth |
| PF19010 | 12 | 1 5/32 x 7/32 | Bastard |

PFERD ABRASIVES
Mill Files
Tapered & Packaged



- Easy grip handle
- Packaged

| Item # | Length (in.) | Cut |
|----------|--------------|-----------------|
| PF19001P | 6 | Bastard (Cut 1) |
| PF19004P | 8 | Bastard (Cut 1) |

PFERD ABRASIVES
Machinist's Files
Three Square



- Double cut and have fairly sharp corners that are slightly set and cut
- For filing internal angles more acute than the right angle, for clearing out square corners and filing taps and cutters

| Item # | Size (in.) | Cut |
|---------|------------|--------|
| PF11104 | 10 x 3/4 | Second |

PFERD ABRASIVES
File Handles



- Plastic file handle
- Air gaps absorb hand moisture
- Long lasting, reusable

| Item # | Suitable For | Compatible For File Length (in.) |
|---------|-------------------|----------------------------------|
| PF11130 | Very Narrow Tangs | 4-6 |
| PF11131 | Regular Tangs | 4-6 |
| PF11132 | All Tangs | 8-10 |
| PF11133 | 12-14 All Tangs | 12-14 |



TRIUMPH TWIST DRILL CO.

Screw Extractors



- Carbon Steel/Gray
- Remove broken screws, bolts and studs quickly and easily
- Heat-treated finish to resist rust
- Also for turning threaded pipe sections

| Item # | Screw Ext. # | For Removing Screw Size: | Use Drill Size: |
|--------|--------------|--------------------------|-----------------|
|--------|--------------|--------------------------|-----------------|

T13CX

| | | | |
|---------|---|---------------------------|-----------------|
| TR98136 | 6 | 5/8 to 7/8, 3/4 Pipe | 25/64 to 27/64 |
| TR98137 | 7 | 7/8 to 1 1/8, 1/2 Pipe | 33/64 to 35/64 |
| TR98138 | 8 | 1 1/8 to 1 3/8, 3/4 Pipe | 25/32 to 27/32 |
| TR98139 | 9 | 1 3/8 and Up, 1 Inch Pipe | 1 1/16 to 1 1/8 |

BP13CX

| | | | |
|---------|---|----------------------------|----------------|
| TR98231 | 1 | 3/32 to 5/32 | 1/16 to 5/64 |
| TR98232 | 2 | 5/32 to 7/32 | 3/32 to 7/64 |
| TR98233 | 3 | 7/32 to 9/32 | 9/64 to 5/32 |
| TR98234 | 4 | 9/32 to 3/8 | 7/32 to 1/4 |
| TR98235 | 5 | 3/8 to 5/8, 1/2 & 1/4 Pipe | 17/64 to 19/64 |

TRIUMPH TWIST DRILL CO.

Tap & Die Set HSS



- T513 - Molded Case
- 1/4-20 NC, 5/16-18 NC, 3/8-16 NC, 7/16-14 NC, 1/2-13 NC, 4-40 NC, 6-32 NC, 8-32 NC, 10-24 NC, 12-24 NC, 1/4-28 NF, 5/16-24 NF, 3/8-24 NF, 7/16-20 NF, 1/2-20 NF, 10-32 NF, 4-36 NS
- Accessories Include: 1/8-27 NPT Hex Die, TRD50 Hex Die Stock, 1/8-27 NPT Pipe Tap, JT40 Tap Wrench, JT20 Tap Wrench

Item #

TR69963

TRIUMPH TWIST DRILL CO.

Tap & Die Set 38-Piece



- Molded Case with 17 Plug Taps, 16 Round Dies (1" O.D.)
- 1/4-20 NC, 5/16-18 NC, 3/8-16 NC, 7/16-14 NC, 1/2-13 NC, 4-40 NC, 6-32 NC, 8-32 NC, 10-24 NC, 12-24 NC, 1/4-28 NF, 5/16-24 NF, 3/8-24 NF, 7/16-20 NF, 1/2-20 NF, 10-32 NF, 4-36 NS
- Accessories Include: 1/8-27 NPT Round Dies, 1/8-27 NPT Pipe Tap, TRD47 Round Die Stock, JT20 Tap Wrench, JT40 Tap Wrench

Item #

TR69961

TRIUMPH TWIST DRILL CO.

Hex Rethreading Dies Heavy-Duty



- W109HD Fractional
- Dies made the same size as matching nut, eliminating the need for more than one wrench
- Used to repair badly damaged or rusted threads
- Designed to chase damaged threads, nicks and burrs without undercutting good threads

| Item # | Size-Pitch | Thread | Across Flats |
|---------|------------|--------|--------------|
| TR69550 | 1/4-20 | NC | 19/32 |
| TR69551 | 1/4-28 | NF | 19/32 |
| TR69552 | 5/16-18 | NC | 1 1/16 |
| TR69553 | 5/16-24 | NF | 1 1/16 |
| TR69554 | 3/8-16 | NC | 25/32 |
| TR69555 | 3/8-24 | NF | 25/32 |
| TR69556 | 7/16-14 | NC | 7/8 |
| TR69557 | 7/16-20 | NF | 7/8 |
| TR69558 | 1/2-13 | NC | 1 1/16 |
| TR69559 | 1/2-20 | NF | 1 1/16 |
| TR69560 | 9/16-12 | NC | 1 1/16 |
| TR69561 | 9/16-18 | NF | 1 1/16 |
| TR69562 | 5/8-11 | NC | 1 1/4 |
| TR69563 | 5/8-11 | NF | 1 1/4 |
| TR69566 | 3/4-10 | NC | 1 7/16 |
| TR69567 | 3/4-16 | NF | 1 7/16 |
| TR69568 | 7/8-9 | NC | 1 5/8 |
| TR69569 | 7/8-14 | NF | 1 5/8 |
| TR69570 | 1-8 | NC | 1 13/16 |
| TR69547 | 1/8-27 | NPT | 25/32 |
| TR69548 | 1/4-18 | NPT | 1 1/16 |
| TR69549 | 3/8-18 | NPT | 1 1/4 |
| TR69577 | 1/2-14 | NPT | 1 7/16 |
| TR69578 | 3/4-14 | NPT | 1 13/16 |

TRIUMPH TWIST DRILL CO.

Alignment Reamers



- 1/2" Shank, (77280 has 3/8 shank)
- High Speed Steel
- Black and Bronze Oxide
- 3 flats on shank prevents slippage in 3-jaw chuck
- Collar stop to prevent damage to drill chuck
- Made In USA

| Item # | Size | Decimal Equivalent | Flute Length | Overall Length |
|---------|--------|--------------------|--------------|----------------|
| TR72280 | 3/8 | .3750 | 3 | 5 |
| TR72281 | 1/2 | .5000 | 3 15/16 | 5 15/16 |
| TR72282 | 9/16 | .5625 | 3 15/16 | 5 15/16 |
| TR72283 | 5/8 | .6250 | 4 1/2 | 6 9/16 |
| TR72284 | 1 1/16 | .6875 | 4 1/2 | 6 9/16 |
| TR72285 | 3/4 | .7500 | 4 15/16 | 7 |
| TR72286 | 13/16 | .8125 | 4 15/16 | 7 |
| TR72287 | 7/8 | .8750 | 5 3/16 | 7 1/4 |
| TR72289 | 1" | 1.000 | 5 3/16 | 7 1/4 |



TRIUMPH TWIST DRILL CO.

Taps

HSS Thundertap®

- Bronze oxide surface treatment for easier tapping, higher speeds and greater abrasion resistance
- Precision ground cutting surfaces for precise thread production



| Item # | Size-Pitch | Thread | Thread Limit | Drill Size |
|--------|------------|--------|--------------|------------|
|--------|------------|--------|--------------|------------|

T61HDT Taper (7-10 threads long)

| | | | | |
|---------|----------|----|----|-------|
| TR71000 | 1/4-20 | NC | H3 | 7 |
| TR71001 | 1/4-28 | NF | H3 | 3 |
| TR71002 | 5/16-18 | NC | H3 | F |
| TR71003 | 5/16-24 | NF | H3 | I |
| TR71004 | 3/8-16 | NC | H3 | 5/16 |
| TR71006 | 7/16-14 | NC | H3 | U |
| TR71007 | 7/16-20 | NF | H3 | 25/64 |
| TR71008 | 1/2-13 | NC | H3 | 27/64 |
| TR71009 | 1/2-20 | NF | H3 | 29/64 |
| TR71010 | 9/16-12 | NC | H3 | 31/64 |
| TR71011 | 9/16-18 | NF | H3 | 33/64 |
| TR71012 | 5/8-11 | NC | H3 | 17/32 |
| TR71013 | 5/8-18 | NF | H3 | 37/64 |
| TR71014 | 3/4-10 | NC | H3 | 21/32 |
| TR71015 | 3/4-16 | NF | H3 | 11/16 |
| TR71016 | 7/8-9 | NC | H4 | 49/64 |
| TR71017 | 7/8-14 | NF | H4 | 13/16 |
| TR71018 | 1-8 | NC | H4 | 7/8 |
| TR71019 | 1-12 | NF | H4 | 59/64 |
| TR71020 | 1 1/8 -7 | NC | H4 | 63/64 |

T62HDT Taper

| | | | | |
|---------|-------|----|----|----|
| TR71040 | 4-40 | NC | H2 | 43 |
| TR71041 | 6-32 | NC | H3 | 36 |
| TR71043 | 8-32 | NC | H3 | 29 |
| TR71045 | 10-24 | NC | H3 | 25 |
| TR71046 | 10-32 | NF | H3 | 21 |
| TR71047 | 12-24 | NC | H3 | 16 |

T61HDP Plug (3-5 threads long)

| | | | | |
|---------|--------|----|----|-------|
| TR71068 | 1/2-13 | NC | H3 | 27/64 |
|---------|--------|----|----|-------|

T61HDB Bottoming (1-2 threads long)

| | | | | |
|---------|---------|----|----|---|
| TR71100 | 1/4-20 | NC | H3 | 7 |
| TR71101 | 1/4-28 | NF | H3 | 3 |
| TR71102 | 5/16-18 | NC | H3 | F |
| TR71103 | 5/16-24 | NF | H3 | I |

| Item # | Size-Pitch | Thread | Thread Limit | Drill Size |
|---------|------------|--------|--------------|------------|
| TR71104 | 3/8-16 | NC | H3 | 5/16 |
| TR71105 | 3/8-24 | NF | H3 | Q |
| TR71107 | 7/16-20 | NF | H3 | 25/64 |
| TR71108 | 1/2-13 | NC | H3 | 27/64 |
| TR71109 | 1/2-20 | NF | H3 | 29/64 |
| TR71110 | 9/16-12 | NC | H3 | 31/64 |
| TR71111 | 9/16-18 | NF | H3 | 33/64 |
| TR71112 | 5/8-11 | NC | H3 | 17/32 |
| TR71113 | 5/8-18 | NF | H3 | 37/64 |
| TR71114 | 3/4-10 | NC | H3 | 21/32 |
| TR71115 | 3/4-16 | NF | H3 | 11/16 |
| TR71116 | 7/8-9 | NC | H4 | 49/64 |
| TR71118 | 1-8 | NC | H4 | 7/8 |
| TR71119 | 1-12 | NF | H4 | 59/64 |

T62HDB Bottoming (1-2 threads long)

| | | | | |
|---------|-------|----|----|----|
| TR71140 | 4-40 | NC | H2 | 43 |
| TR71141 | 6-32 | NC | H3 | 36 |
| TR71143 | 8-32 | NC | H3 | 29 |
| TR71145 | 10-24 | NC | H3 | 25 |
| TR71146 | 10-32 | NF | H3 | 21 |
| TR71147 | 12-24 | NC | H3 | 16 |

TRIUMPH TWIST DRILL CO.

Combination Tap and Drill Set 18-Piece

Thunderbit®/Thundertap®

- TD18HDNC - Metal Index
- ThunderBit®: 7, F, 5/16, U, 27/64, 36, 29, 25, 16
- ThunderTap®: 1/4-20 NC, 5/16-18 NC, 3/8-16 NC, 7/16-14 NC, 1/2-13 NC, 6-32 NC, 8-32 NC, 10-24 NC, 12-24 NC



Item #

TR71497

TRIUMPH TWIST DRILL CO.

Tap Set

HSS

- WC39 - Vinyl Pouch
- 10 Piece Pitch Range - 6-32 NC, 8-32 NC, 10-24 NC, 10-32 NF, 1/4-20 NC
- Jobber Drill Size Range (Wire) - 36, 29, 25, 21, 7



Item #

TR69939



APEX
Tap & Die Drive Tool Set
Gearwrench®

- Includes: Tap and Die Ratcheting "T" Wrench, Small Tap Adapter, Medium Tap Adapter, Die Adapter, Plastic Case



Item #

GW3880



TRIUMPH TWIST DRILL CO.

Tap Wrenches
T-Handle

- Sliding T-handle is ideal for turning in confined areas
- Strong and rugged for easy handling and accurate tapping



Item # Capacity

TR69902 0 to 1/4

TR69903 12 to 5/16

TR69904 1/4 to 1/2

TRIUMPH TWIST DRILL CO.

Tap Wrenches
Straight Handle

- Strong and rugged for easy handling and accurate tapping



Item # Style Capacity

TR69905 JTW5 10 to 1/2

TR69907 JTW7 3/8 to 1



KLEIN TOOLS

Folding Hex Key Sets
5-Piece Inch

- Tough, heat-treated chrome-nickel alloy steel
- Hex-key ends are square-cut for a secure full-depth fit
- Helps prevent slippage and stripping of the socket
- Sizes: 3/16", 7/32", 1/4", 5/16" and 3/8"
- Handle Length: 5-1/4", Key Lengths: 3" to 4-5/8"



Item #

KL70579

KLEIN TOOLS

Folding Hex Key Sets
8-Piece Inch

- Tough, heat-treated chrome-nickel alloy steel
- Hex-key ends are square-cut for a secure full-depth fit
- Helps prevent slippage and stripping of the socket
- Sizes: .050", 1/16", 5/64", 3/32", 7/64", 1/8", 9/64" and 5/32"
- Handle Length: 3-1/16", Key Lengths: 1-1/2" to 2-3/8"



Item #

KL70581

KLEIN TOOLS

Folding Hex Key Sets
9-Piece Inch

- Tough, heat-treated chrome-nickel alloy steel
- Hex-key ends are square-cut for a secure full-depth fit
- Helps prevent slippage and stripping of the socket
- Sizes: 5/64", 3/32", 7/64", 1/8", 9/64", 5/32", 3/16", 7/32" and 1/4"
- Handle Length: 4-1/4", Key Lengths: 1-3/4" to 3-1/2"



Item #

KL70591

Thank you for your business,
We make a great team.
Let's continue to build together.



KLEIN TOOLS
Folding Hex Key Sets
8-Piece Inch

- Tough, heat-treated chrome-nickel alloy steel
- Hex-key ends are square-cut for a secure full-depth fit
- Helps prevent slippage and stripping of the socket
- Sizes: 3/32", 7/64", 1/8", 9/64", 5/32", 3/16", 7/32" and 1/4"
- Handle Length: 5-1/4"; Key Lengths: 3-3/8" to 4-5/8"



Item #

KL70583

KLEIN TOOLS
Folding Hex Key Sets
7-Piece Metric

- Tough, heat-treated chrome-nickel alloy steel
- Hex-key ends are square-cut for a secure full-depth fit
- Helps prevent slippage and stripping of the socket
- Sizes: 1.5 mm, 2 mm, 2.5 mm, 3 mm, 4 mm, 5 mm and 6 mm
- Handle Length: 3-5/8" (92 mm), Key Lengths: 1-5/8" to 3" (41 to 76 mm)



Item #

KL70582

KLEIN TOOLS
Folding Hex Key Sets
5-Piece Metric

- Two key positions (straight-out or right angle) for extra leverage
- Hex ends are square-cut for a secure full-depth fit and maximum contact with the hex socket to prevent slippage and stripping of the socket
- Sizes: 4 mm, 5 mm, 6 mm, 8 mm, 10 mm
- Handle Length: 133 mm
- Key Lengths: 82 mm-117 mm



Item #

KL70580

KLEIN TOOLS
Folding Screwdriver Sets
7 Pc. Torx®

- Set containing seven popular sizes; T10, T15, T20, T25, T27, T30 and T40
- Torx "star" drive cuts slippage, saves fasteners, efficiently transmits more torque to the work
- Keys are tough, heat-treated chrome-nickel alloy steel for strength and durability
- Keys fold flat into handle



Handle length: 4-1/4"; blade length: 2-1/8" to 3"

Item #

KL70586



APEX
Fold-Up Hex Key Sets
Allen®


- Nickel-Chrome-Moly alloy steel provides outstanding torque strength
- All hex keys are precision formed to exact dimensional tolerances for precise fit



| Item # | Type | No. of Keys | Key Sizes (in.) | Color |
|---------|----------|-------------|--|---------------|
| AN56074 | Standard | 9 | 5/64, 3/32, 7/64, 1/8, 9/64, 5/32, 3/16, 7/32, 1/4 | Hi-Vis Orange |
| AN56076 | Metric | 7 | 1.5, 2, 2.5, 3, 4, 5, 6 | Hi-Vis Blue |
| AN56897 | Torx | 7 | T10, T15, T20, T25, T27, T30, T40 | Hi-Vis Green |

APEX
Short Arm Hex Key Set
In Vinyl Pouch
Allen®

- All hex keys are precision formed to exact dimensional tolerances for precise fit
- Heat-treated, tempered alloy steel provides high strength and resistance to rotational distortion
- Pouch



| Item # | No. of Keys | Key Sizes (in.) |
|---------|-------------|---|
| AN56122 | 9 | 5/64, 3/32, 7/64, 1/8, 9/64, 5/32, 3/16, 7/32, 1/4 |
| AN56030 | 11 | .050, 1/16, 5/64, 3/32, 1/8, 5/32, 3/16, 7/32, 1/4, 5/16, 3/8 |



APEX
Hex Key Set
15-Piece Long Arm
Allen®

Contains keys in the following sizes:

- 5/64", 3/32", 7/64", 1/8", 9/64", 5/32", 3/16", 7/32", 1/4", 5/16", 3/8", 1/2", 9/16", 5/8", 3/4"
- Pouch



Item #
AN56014

APEX
Hex Key Set
6-Piece Torx Long Arm
Allen®

Contains:

- T-10, T-15, T-20, T-25, T-27, T-30, Pouch

Item #
AN56900



APEX
Hex Key Set
9-Piece Metric Short Arm
Allen®

- Contains Following Sizes: 1.5 mm, 2 mm, 2.5 mm, 3 mm, 4 mm, 5 mm, 6 mm, 8 mm, 10 mm
- Storage Sleeve

Item #
AN56008



APEX
Hex Key Set
18-Piece Metric Short Arm
Allen®

- Contains Following Sizes: .028, .035, .050, 1/16, 5/64, 3/32, 7/64, 1/8, 9/64, 5/32, 3/16, 7/32, 1/4, 5/16, 3/8, 1/2, 9/16 and 5/8
- Metal box

Item #
AN56026



APEX
Short Arm Hex Keys
Allen®

- Manufactured with heat-treated alloy steel, black finish to precision tolerances



| Item # | Key Sizes (in.) |
|---------|-----------------|
| AN57020 | 5/32 |
| AN57022 | 3/16 |
| AN57026 | 1/4 |

APEX
T Handle Hex Key Set
Allen®

- Contains 10 keys in following sizes: 3/32, 7/64, 1/8, 9/64, 5/32, 3/16, 7/32, 1/4, 5/16 and 3/8
- 6" long
- Cushion grips
- Metal stand



Item #
AN56064



VAUGHAN & BUSHNELL MFG.
California Framer®
Hammer

- Head is forged of high carbon steel, triple zone heat treated, precision machined and polished
- Milled face grips nail heads to minimize slipping and flying nails
- Handle is triple-wedged into eye with wood and steel wedges
- Extra-long hickory handle, shaped for strength and comfort



| Item # | Desc. | Head (oz.) | Length (in.) |
|---------|-------------------------------|------------|--------------|
| VBCF1 | Milled Face - Straight Handle | 23 | 17 |
| VBCF1HC | Milled Face - Curved Handle | 23 | 18 |
| VBCF3 | Milled Face - Straight Handle | 27 | 18 |

VAUGHAN & BUSHNELL MFG.
Commercial Hammer

- Polished striking head, sides and claw
- Good grade hickory handle, triple wedged in tapered eye



| Item # | Desc. | Head (oz.) | Length (in.) |
|--------|-------------|------------|--------------|
| VBTC16 | Curved Claw | 16 | 13" |



VAUGHAN & BUSHNELL MFG.
Bluemax® High Performance Framing Hammer

- Features the innovative magnetic nail holding slot, capable of holding both 16D and 20D nails
- Forged from high carbon steel and triple zone heat treated with an extra long, blue stained American hickory handle
- Exclusive triple wedge design locks head to handle for maximum strength



| Item # | Desc. | Head (oz.) | Length (in.) |
|-----------|---|------------|--------------|
| VBCFB2HCM | Milled Face - Curved Handle | 19 | 17 |
| VBCFB21HC | Fiberglass, Milled Face - Curved Handle | 21 | 17 |
| VBCFB1HCM | Milled Face - Curved Handle | 23 | 18 |

VAUGHAN & BUSHNELL MFG.

Professional Rip Hammer

- Superb balance and comfortable grip
- White hickory handle is triple wedged



| Item # | Desc. | Head (oz.) | Length (in.) |
|--------|---------------------------------|------------|--------------|
| VB999 | "999" Framing, Smooth Face | 20 | 14 |
| VB707M | 707M Super Framing, Milled Face | 32 | 18 |

VAUGHAN & BUSHNELL MFG.

Steel Eagle® Professional Hammer

- Forged entirely of high carbon steel
 - Shock-Blok® plug in head absorbs most of the shock
 - Air cushioned, slip resistant grip
- Full polished head with octagon neck and round face. Forged steel from head to heel. Exclusive, Shock-Blok™ plug in head absorbs shock. Non-slip cushioned PVC grip is molded to handle.



| Item # | Desc. | Head (oz.) | Length (in.) |
|----------|----------------------------------|------------|--------------|
| VBR999ML | "999" Straight Claw, Milled face | 20 | 16 |
| VBRCF2 | California Framer, Milled face | 19 | 16 |
| VBR404L | Smooth Face Straight Handle | 22 | 16 |

VAUGHAN & BUSHNELL MFG.

Professional Fiberglass Hammer

- Hollow-core fiberglass handle provides better balance and more effective shock absorption
- Head wedged and epoxy sealed
- Slip-resistant grip



| Item # | Desc. | Head (oz.) | Length (in.) |
|-----------|----------------------------------|------------|--------------|
| VBFS99 | "999" Straight Claw, Smooth face | 16 | 13 |
| VBFS999 | "999" Straight Claw, Smooth face | 20 | 14 |
| VBFS999ML | "999" Straight Claw, Milled face | 20 | 16 |
| VBFS505 | "999" Straight Claw, Smooth face | 24 | 17 |
| VBFS505M | "999" Straight Claw, Milled face | 24 | 17 |
| VBCF21FG | California Framer, Milled Face | 21 | 16 |

VAUGHAN & BUSHNELL MFG.

Professional Titanium Hammer Ti-Tech®

- TiTech® combines the high speed driving power of Titanium with the versatility of interchangeable steel caps
- Steel caps can be changed from milled face for rough framing to smooth face for finish work
- Exclusive vibration absorbing hollow core design
- High impact overstrike guard
- Slip resistant grip



| Item # | Desc. | Head (oz.) |
|-----------|--------------------------------|------------|
| VBTTTC1FG | Milled Face, Fiberglass Handle | 16 |

Replacement Caps

| | | |
|--------|-------------|---|
| VBRM-2 | Milled Face | - |
|--------|-------------|---|

VAUGHAN & BUSHNELL MFG.

Electrician's Hammer

- Polished striking head, sides and claw
- Extra long poll for striking inside electrical junction boxes
- Hollow core fiberglass handle
- Steel wedged, epoxy-sealed eye
- Slip-resistant grip, contoured for comfort



| Item # | Desc. | Head (oz.) | Length (in.) |
|--------|---------------|------------|--------------|
| VBE18F | Straight Claw | 18 | 14 |



VAUGHAN & BUSHNELL MFG.

Double Face/Engineer's Hammer

- Fitted with high-impact rubber over strike shields in critical neck area
- Hollow core and slip-resistant, cushioned PVC grip



| Item # | Desc. | Head (lbs.) | Length (in.) |
|----------|-------------------|-------------|--------------|
| VBPDF48F | Fiberglass Handle | 3 | 15½ |

VAUGHAN & BUSHNELL MFG.

V5 Construction Hammer

- Designed for heavy duty framing and concrete form work
- Double "D" nail holder for one-handed nail starting
- Rip out nails without ripping out forms
- High strength I-beam handle design
- "V" head design reduces shock and vibration



| Item # | Desc. | Head (oz.) | Length (in.) |
|--------|---------------------------|------------|--------------|
| VBV5 | Milled Face, Steel Handle | 19 | 17 |

VAUGHAN & BUSHNELL MFG.

Prospecting Pick

- Forged steel head and I-beam handle, fully polished
- Flat striking face and pointed pick
- Patented, air-cushion grip



| Item # | Head (oz.) | Length (in.) |
|--------|------------|--------------|
| VBAP22 | 22 | 13 |

VAUGHAN & BUSHNELL MFG.

Bricklayers Hammer

- Square, flat face with beveled edges
- Steel Eagle® solid steel handle
- Shock-Blok® plug in head



| Item # | Head (oz.) | Length (in.) |
|---------|------------|--------------|
| VBABL18 | 18 | 11 |

VAUGHAN & BUSHNELL MFG.

Solid Rubber Mallet

- Made with specially compounded, quality rubber for high impact strength and long life
- Head is securely mounted on hickory handle
- Weight: 1-1/4 lbs.



| Item # | Face Dia. (in.) | Length (in.) | Head Color |
|--------|-----------------|--------------|------------|
| VBRM2B | 2¼ | 10½ | Black |
| VBRM2W | 2¼ | 10½ | White |

VAUGHAN & BUSHNELL MFG.

Bear Claw® Nail Pullers

- Forged, tempered steel with flat claw for easy wedging and minimal wood damage
- Rocker head provides excellent leverage
- Black, rust-resistant finish



| Item # | Weight (oz.) | Length (in.) |
|--------|--------------|--------------|
| VBBC9 | 12½ | 9½ |
| VBBC10 | 13½ | 10½ |
| VBBC12 | 18½ | 11¾ |
| VBBC14 | 12¾ | 14¼ |

VAUGHAN & BUSHNELL MFG.

Superbar® Prybar

- "Shepherds Crook" rocker head design for maximum prying power
- Forged, spring tempered steel
- Three beveled nail slots
- Polished sharp blades for easy insertion



| Item # | Weight (oz.) | Length (in.) |
|---------|--------------|--------------|
| VBB215 | 24 | 15 |
| VBB215L | 32 | 21 |

VAUGHAN & BUSHNELL MFG.

Bear Claw® Scraper Bar

- Wide, thin, sharp blades for scraping and cutting
- Pulling end has rocker head for maximum leverage



| Item # | Weight (oz.) | Length (in.) |
|----------|--------------|--------------|
| VBBCSB10 | 11 | 9¾ |

VAUGHAN & BUSHNELL MFG.

Mini-Bar® Pry Bar

- Versatile little tool will open paint cans and pull small nails and staples
- High quality steel, chrome plated



| Item # | Weight (oz.) | Length (in.) |
|--------|--------------|--------------|
| VB222 | 1 | 5½ |

VAUGHAN & BUSHNELL MFG.

Ripping Bar

- Forged of tough, 3/4" hex, high carbon steel
- Three beveled nail slots
- Hardened and tempered claws
- Blue, rust-resistant finish, polished ends



| Item # | Weight (oz.) | Length (in.) |
|--------|--------------|--------------|
| VBRB18 | 40 | 18 |



VAUGHAN & BUSHNELL MFG.

Wrecking Bar

- Drop forged, heat treated hex steel stock
- Rocker head design for increased leverage
- Two angles for varying torque
- Blue rust-resistant finish



| Item # | Length (in.) |
|---------|--------------|
| VB57624 | 24 |
| VB57630 | 30 |
| VB57736 | 36 |
| VB57748 | 48 |

VAUGHAN & BUSHNELL MFG.

Nail Pullers

- Designed for extracting deeply imbedded nails, these pullers are forged of 5/8" hex, high carbon steel
- Polished claws hardened and tempered for strength
- Blue, rust-resistant finish



| Item # | Style | Weight (oz.) | Length (in.) |
|----------|--------------------------|--------------|--------------|
| VBNP12DE | Double end | 16 | 11 |
| VBNP12G | Single end, Cushion grip | 20 | 11½ |
| VBNP15CE | Chisel end | 22 | 15 |

VAUGHAN & BUSHNELL MFG.

Bricklayer's Set

- Drop forged of high carbon steel, then hardened and tempered
- Beveled striking face minimizes mushrooming and chipping
- Ground smooth, with rust-resistant black finish

| Item # | Blade Width (in.) | Length (in.) |
|--------|-------------------|--------------|
| VB4 | 4 | 7 |



STANLEY INDUSTRIAL TOOLS

Pry Bar "Wonder Bar"

- Heat treated for extra toughness with polished and beveled cutting edges
- Contoured carbon steel bar is ideal for pulling nails, prying, lifting, scraping
- Beveled nail slot both ends
- 1-3/4" wide x 12-3/8" long



| Item # |
|----------|
| ST55-515 |



APEX

Indexing Pry Bar GEARWRENCH®

- Indexable to 180° for greater leverage
- 14 locking positions for unmatched access



| Item # | Length (in.) |
|---------|--------------|
| GW82210 | 10 |
| GW82216 | 16 |

APEX

Extendable Pry Bar GEARWRENCH®

- Indexable head turns 180° for greater leverage
- 14 locking positions
- knurled handle for better grip



| Item # | Length (in.) |
|---------|--------------|
| GW82220 | 18-29 |
| GW82248 | 29-48 |



ARROW FASTENER COMPANY, INC.

Heavy-Duty Tacker Gun

- All steel construction
- Jam resistant mechanism
- Hardened steel working parts
- Easy squeeze double leverage operation
- Visual staple refill window
- Works with T50® staples



| Item # |
|--------|
| AWT50M |

ARROW FASTENER COMPANY, INC.

Multipurpose Wire Tacker

- All steel construction
- Grooved driving blade
- Jam resistant mechanism
- Short span easy compression handle
- Chrome finish resists wear and tear
- Grooved guide ensures consistent stapling
- For low voltage wire up to 1/4" diameter
- Works with T25™ staples



| Item # |
|--------|
| AWT25M |



ARROW FASTENER COMPANY, INC.

8000 PowerShot Pro Staple & Nail Gun

- Forward action design eliminates stapler "kickback"
- Capable of rapid fire
- One hand operation
- Anti-slip comfort grip
- Staples/nails remaining window
- Fires 1/4" thru 9/16" heavy-duty PowerShot and Arrow T50 staples and 9/16" PowerShot brad nails, drives staples flush and includes wire guide attachment



Item #

AW8000



ARROW FASTENER COMPANY, INC.

Heavy-Duty Hammer Tacker

- All steel construction
- High carbon hardened steel working parts
- Jam resistant mechanisms
- Precision locked rear loading
- Retractable striking edge
- Specially designed power grip handles
- Durable chrome finish
- Works with T50™ staples



Item #

AWHT50A



STANLEY INDUSTRIAL TOOLS

Brad/Nail Staple Gun

Heavy-Duty

- Easy-squeeze product works overtime as a staple gun, brad nailer, cable tacker and wire tacker
- Heavy duty aircraft aluminum housing
- Flush nose design
- Quick view window for staple identification
- Uses Stanley® TRA700 series or Arrow® T-50® heavy-duty narrow crown staples and 1/2", 9/16" and 5/8" brads



Item #

STTR250

STANLEY INDUSTRIAL TOOLS

Hammer Tacker

Heavy-Duty

FATMAX®

- Contractor quality design, heavy-duty steel construction
- Full rubber grip to absorb shock and protect user's hands
- Anti-jam mechanism reduces downtime
- Bottom-load, high-capacity, quick-load magazine
- Uses Stanley® TRA700 series or Arrow T50 staples



Item #

STPHT250C



STANLEY INDUSTRIAL TOOLS

Cable Staples

- For low voltage wires
- Galvanized to reduce corrosion
- Fits Arrow® T-25 and Stanley® CT10C series
- 1,000 Units

Item #

Size (in.)

STCT109T

9/16



STANLEY INDUSTRIAL TOOLS

Heavy-Duty Crown Staples

- Heavy-duty - narrow crown - fits TR100, TR200, TRE500 series, PHT150, PHT250 and Arrow® T-50
- Box of 1,000

Item #

Size (in.)

STTRA704T

1/4

STTRA705T

5/16

STTRA706T

3/8

STTRA708T

1/2

STTRA709T

9/16





APEX
Soldering Gun Kit
Weller®

- Professional heavy-duty gun
- Dual-heat gun produces 260 or 200 watts
- Pistol grip design, ready to use in 6 seconds
- Fingertip trigger selects high (1st trigger position), or low output (2nd trigger position)
- Heavy gauge, high efficiency, tin-plated copper tip
- Twin lights illuminate work
- Contents: D550 soldering gun, 1 each soldering, smoothing, cutting tips, coil of lead free solder and instruction book
- 2-wire cord, UL and cUL listed

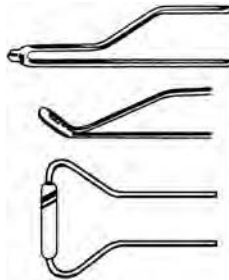


Item #
CGD550PK

APEX
Replacement Tips for Soldering Gun
Weller®

- Tips are compatible with Weller® soldering guns
- All tips are made of copper

| Item # | Desc. | Type |
|---------|------------------|--------------|
| CG6130 | Tip With Hex Nut | Cutting |
| CG6150 | Tip Only | Cutting |
| CG6140 | Tip With Hex Nut | Smoothing |
| CG6160 | Tip Only | Smoothing |
| CG7250W | Tip Only-Per Bag | Standard |
| CG7250N | Tip With Hex Nut | Standard |
| CGRCT | Tip Only | Rope Cutting |



APEX
Rebar Cutter/Bender
H.K. Porter®

- Mounts easily on most flat surfaces to enhance leverage and increase safety
- Cuts and bends to 90° or 180°
- Length: 52"
- Handle Material: Tubular Steel
- Max. Capacity: 5/8"
- Shear-cut blades



Item #
CG0590RBJ

APEX
Bolt Cutter
H.K. Porter®

- General plant maintenance tool
- Drop-forged, precision ground, alloy tool steel jaws with center-cut blades
- Cuts soft, medium, or hard materials
- Maximum hardness of material to be cut: Brinell 455/Rockwell C48



| Item # | Length (in.) | Soft Metal Cut Dia. (in.) | Hard Metal Cut Dia. (in.) |
|----------|--------------|---------------------------|---------------------------|
| CG1490MC | 14 | 5/16 | 3/16 |
| CG0090MC | 18 | 3/8 | 1/4 |
| CG0190MC | 24 | 7/16 | 5/16 |
| CG0290MC | 30 | 1/2 | 3/8 |
| CG0390MC | 36 | 9/16 | 7/16 |
| CG0590MC | 42 | 11/16 | 1/2 |

APEX
Cable Cutter
H.K. Porter®

- For wire rope to 3/4"
- Notched, shear-cut blades hold and lock cable in cutting position
- Cuts steel cable, coarse- or fine-stranded cable, or wire rope with minimal distortion



Item #
CG0190MTN

APEX
Wire Rope & Cable Cutter
H.K. Porter®

- Excellent cutter for 3/16" hard - 1/4" soft wire rope or cable, piano wire or aircraft cable
- Length: 7-1/2"
- Cable Capacity: 3/16"
- Rod Capacity: 3/32"



Item #
CG0690TN

APEX
Replacement Jaws For Bolt Cutter
H.K. Porter®

- Replacement jaw
- One pair



| Item # | Parts For |
|--------------------|-----------|
| Center Cut | |
| CG1412C | 1490MC |
| CG0012C | 0090MC |
| Clipper Cut | |
| CG0112C | 0190MC |

WILTON

WMH TOOL GROUP

Utility Vise

Wilton

- 180° swivel base with lockdown allows for quick and easy positioning
- Powder coat paint resists scratches and provides a tough durable surface
- Built-in pipe jaws handle various pipe sizes
- Large anvil work surface
- Perfect for general clamping applications



| Item # | Model | Jaw Width (in.) | Jaw Opening (in.) | Throat Depth (in.) |
|---------|-------|-----------------|-------------------|--------------------|
| JE11127 | 675 | 5½ | 5 | 3¼ |
| JE11128 | 676 | 6½ | 5½ | 3⅞ |

WMH TOOL GROUP

Mechanics Vise

Wilton

- Swivel base rotates 360° and has double lockdowns ensuring maximum stability
- Powder coat paint resists scratches and provides a tough durable finish
- Replaceable hardened steel top and pipe jaws
- Large anvil work surface



| Item # | Model | Jaw Width (in.) | Jaw Opening (in.) | Throat Depth (in.) |
|---------|-------|-----------------|-------------------|--------------------|
| JE21400 | 745 | 5 | 5¼ | 3¾ |
| JE21500 | 746 | 6 | 5¾ | 4⅞ |

WMH TOOL GROUP

Tradesman Vise

Wilton

- 360° swivel base with double lockdowns
- Wider jaws provide greater clamping surface
- Fully enclosed spindle and nut increases the life of the vise
- Large anvil work surface
- Precision turned sidebar



| Item # | Model | Jaw Width (in.) | Jaw Opening (in.) | Throat Depth (in.) |
|---------|-------|-----------------|-------------------|--------------------|
| JE63200 | 1755 | 5½ | 5 | 3¾ |
| JE63201 | 1765 | 6½ | 6½ | 4 |

WMH TOOL GROUP

Carriage C-Clamps

Wilton

- Frames made from high strength ductile iron castings
- Sliding pin (vise type) handle, single acme thread rolled spindle and oscillating ball and socket tip



| Item # | Model No. | Capacity (in.) | Throat Depth (in.) | Spindle Dia.(in.) | Clamp Pressure (lbs.) |
|---------|-----------|----------------|--------------------|-------------------|-----------------------|
| JE22005 | 540A-6 | 0-6 | 2¾ | ⅝ | 2450 |
| JE22006 | 540a-8 | 0-8 | 3¾ | ¾ | 2750 |

AMES

AMES

Wedge Point Bar

Straight Pattern

True Temper®

- Best for levering and demolition jobs
- Forged carbon steel

| Item # | Blade Size (in.) | OA Length (in.) | Weight (lbs.) |
|----------|------------------|-----------------|---------------|
| UF11-602 | 2¼x1¼ | 60 | 18 |



AMES

Pinch Point Bars

Straight Pattern

True Temper®

- Best for levering and demolition jobs
- Forged carbon steel

| Item # | Blade Sz. (in.) | OA Length (in.) | Weight (lbs.) |
|----------|-----------------|-----------------|---------------|
| UF11-614 | 2¼ x 1 | 48 | 10 |
| UF30-648 | 2¼ x 1 | 51 | 12 |
| UF11-601 | 2¼ x 1¼ | 60 | 18 |



AMES

Tamping Bar

True Temper®

- Best for clearing rocks and roots from postholes and ditches
- Forged carbon steel

| Item # | Blade Size (in.) | O/A Length (in.) | Weight (lbs.) |
|----------|------------------|------------------|---------------|
| UF11-600 | 9½ x 2 | 71 | 16 |





AMES
San Angelo Bars
True Temper®

- Best for clearing rocks and roots from postholes and ditches
- Forged carbon steel

| Item # | Point | OA Length (in.) | Weight (lbs.) |
|----------|---------|-----------------|---------------|
| UF11-603 | Pencil | 72 | 17 |
| UF11-752 | Diamond | 72 | 17 |



AMES
Wrecking Bars
True Temper®

- Best for demolition jobs and pulling nails and spikes
- Doubles as crowbar or wedge
- Gooseneck pattern

| Item # | Bar Size (in.) | Weight (lbs.) |
|----------|----------------|---------------|
| UF11-710 | 30 x 3/4 | 4 1/4 |
| UF11-730 | 48 x 1 | 12 |



AMES
Post Hole Digger
Razorback®

- For digging post holes and footings in all soil types
- Hercules pattern, two piece, riveted, high carbon steel blades with 6" point spread and beveled digging edge
- 48" Hardwood handles



Item #
UF78-005

AMES
Concrete Rake
With Rebar Hook
Razorback®

- Best for spreading and leveling concrete
- Industrial grade tempered steel blade
- 60" premium Northern White Ash handle
- 20" x 4" blade, steel socket nailed to 60" handle



Item #
UF83-154

AMES
Pulaski Axe
True Temper®

- For chopping and splitting wood
- Drop-forged, tempered carbon steel head
- 36" lacquered Hickory handle for strength
- Wt: 3-1/2 lbs.



Item #
UF12-095

AMES
Mortar Mixer Hoe
Razorback®

- Best for mixing mortar, concrete, plaster and spackling
- 9" x 6" perforated, forged blade for better mixing
- 66" premium Northern White Ash handle
- 5/8" gooseneck shank for added strength
- 8" tube with cap prevents debris build up



Item #
UF66-158

AMES
Railroad Pick
True Temper®

- For breaking up hard, rocky soil
- 5 lb. forged steel head, 21" length, 1-7/16" width



| Item # | Desc. |
|----------|-------------|
| UF11-378 | Head Only |
| UF20-369 | Handle Only |

AMES
Pick Mattock
Razorback®

- Best for cutting roots and breaking up soil
- 5 lb. forged head, 19-1/4" length, 3-1/2" width



| Item # | Desc. |
|----------|-------------|
| UF30-134 | Head Only |
| UF20-369 | Handle Only |



AMES
Bow Rake
Union Tools®

- Good for preparing garden soil
- Welded head with 14 teeth
- 54" White Ash handle w/steel ferrule for strength
- 13-3/4" x 2-3/4" head, 3/16" thick



Item #
UF63-107

AMES
Bow Rake
Razorback®

- For loosening and leveling mulch, peat moss and loose or heavy soils
- 15-tine, 16" x 3-1/4" one piece forged steel head
- 60" ash wood handle



Item #
UF63-141

AMES
Aluminum Landscape Rake
Razorback®

- For spreading dirt, gravel and sand
- 36" Heavy-duty aluminum head with bolted braces
- 66" Powder-coated Aluminum handle with 5-1/2" end grip



Item #
UF63-000

AMES
Lawn & Leaf Rakes
Union Tools®

- Good for removing matted thatch, wet grass, debris
- Steel tines for thatching
- Wood handle
- Heavy coil steel spring brace



| Item # | Tines | Length (in.) | Handle |
|----------|-------|--------------|-----------|
| UF64-430 | 22 | 48 | Tap-in |
| UF64-582 | 24 | 54 | Bolt thru |

AMES
Asphalt Lute Rake
Razorback®

- For spreading and leveling asphalt and tar
- 36" heavy-duty aluminum head with wrap-around bolted braces
- 82" powdered-coated aluminum handle with 5-1/2" end grip



Item #
UF63-133

AMES
Road/Stone Rake
Razorback®

- For spreading and leveling gravel
- 16-tine 17-3/4" x 4" one piece forged head
- 66" Ash wood handle



Item #
UF63-122

AMES
Floor Scraper
Razorback®

- For scraping hard surfaces, form cleaning, tile removal and general construction
- 14" x 6" flexible welded spring steel blade
- 60" wood handle



Item #
UF24-516

AMES
Sidewalk/Ice Scraper

- Professional grade forged construction for heavy-duty use
- Socket pattern
- 7" x 6" industrial gauge, forged blade
- 54" Ash wood handle



Item #
UF16-936

AMES
Irrigation Shovel
Union Tools®

- Ideal for clearing irrigation ditches
- Rolled step prevents material build-up
- #2 blade size
- 9-1/4" x 11-1/2" open-back blade
- 24" handle lift
- 9" socket
- 48" Ash wood handle



Item #
UF40-107



AMES
Roof Ripper
Razorback®



- Notched edge shovel for removing shingles
- Turned step, 9" socket
- 7-3/8" x 12" blade
- Welded fulcrum for leverage
- 48" ash wood handle

Item #

UF46-141

AMES
Round Point Shovel
Razorback®



- SuperSocket® for added strength
- Tough enough to dig in the hardest, rockiest soil
- Features a heavy duty, open back, industrial gauge, steel blade
- 48" Ash handle
- Made in USA

Item #

UF45-530

AMES
Round Point Shovel
Razorback®



- For digging and excavation in hard, rocky soil
- Forward turned step
- #2, 9-1/2" x 12" blade
- Dual rivet, extended tab socket
- 48" Ash wood handle

Item #

Desc.

| | |
|----------|-------------|
| UF45-520 | Open Back |
| UF45-657 | Closed Back |

AMES
Round Point Shovel
Union Tools®



- Forward turned step
- 16 gauge, #2 open back blade with Dura-Torque crimp collar
- 9" x 11-1/2" 9" socket
- 48" Fiberglass handle

Item #

UF45-160

AMES
Round Point Shovel
Union Tools®



- Good for digging in sandy, light soils
- Forward turned step
- 16 gauge, open back blade
- 9-1/4" x 11-1/2", 9" socket
- 48" Ash wood handle

Item #

UF40-191

AMES
Round Point Shovel
Union Tools®



- For digging and excavation in most soil types
- Forward turned step
- 16 gauge, #2 open back blade with Dura-Torque crimp collar
- 9" x 11-1/2", 9" socket
- 48" Ash wood handle

Item #

UF45-106

AMES
Round Point Shovel
Union Tools®



- For digging in tight spaces and transplanting
- Forward turned step
- #0 8-1/4" x 6" open back blade, 7" socket
- 43" Ash wood handle

Item #

UF41-126

AMES
Round Point Shovel
Razorback®



- For digging and excavation in hard, rocky soils
- Forward turned step
- 14 gauge, #2, 9-1/2"x12" open back blade w/ reinforced steel backbone
- 48" Fiberglass handle

Item #

UF45-000

AMES
Square Point Shovel
Razor-Back®



- For transferring heavy, loose soil
- Forward turned step
- 14 gauge, #2 size, 9-1/2" x 12" industrial gauge blade
- 48" Ash wood handle
- Dual rivets, extended tab socket

Item #

Desc.

| | |
|----------|-------------|
| UF44-124 | Open back |
| UF44-363 | Closed back |



AMES
Square Point Shovel
Union Tools®



- Best for transferring clay, heavy or rocky materials
- Forward turned step
- 16 gauge, #2, 9-1/4" x 11-1/2" open back heavy-duty blade, 9" socket
- Dura-Torque crimp collar
- 48" Fiberglass handle

Item #
UF45-161

AMES
Square Point Shovel
Union Tools®



- Good for transferring sandy, light soils
- Forward turned step
- 16 gauge, #2, 9-1/4" x 11-1/2" open back blade, 9" socket
- 48" Ash handle

Item #
UF40-184

AMES
Square Point Shovel
Union Tools®



- For transferring rocky & drier soils
- Forward turned step
- #2 open back, heavy-duty blade w/Dura-Torque crimp collar
- 9-1/4" x 11-1/2" blade, 9" socket
- 48" Ash wood handle

Item #
UF44-106

AMES
Square Point Shovel
Razorback®



- For transferring heavy, rocky materials
- Rolled step
- 14 gauge, #2 open back blade
- 9-1/2" x 12", 10" socket
- 48" Fiberglass handle with cushion end grip

Item #
UF44-000

AMES
Trench/Clean Out Shovels
Razorback®



- For cleaning out trenches
- Industrial grade steel blade with 11" socket
- Forward turned step
- 48" Ash wood handle

| Item # | Desc. |
|----------|-----------------|
| UF47-023 | 3" Blue blade |
| UF47-024 | 4" Orange blade |

AMES
Trenching Shovel
Razorback®



- Ideal for digging/cleaning narrow trenches
- Rolled step prevents debris build-up
- 14 gauge, 4" x 11-1/2" blade, 9" socket
- Dura-Torque crimp collar
- 54" Fiberglass handle

Item #
UF47-138

AMES
Western Aluminum Grain Scoop
Union Tools®

- Good for handling grain, sand, snow and other loose materials or general purpose clean-up
- 29" Ash wood handle with poly D-grip

| Item # | Size | Blade Size (in.) |
|----------|------|------------------|
| UF53-102 | #12 | 14¾x18¾ |
| UF53-103 | #10 | 14¾x17¾ |



AMES
Poly Grain/Snow Scoop
Union Tools®

- Ideal for scooping grain, snow, mulch or general purpose cleanup
- #12 ABS 14-3/4" x 18-3/4" blade
- 29" Ash wood handle with poly D-grip

Item #
UF79-770



AMES
Western Aluminum Scoop Shovel
Razorback®

- For transferring grain, snow and loose materials
- #10 Sized 14-1/2" x 17-3/4" industrial gauge aluminum blade
- 48" Ash wood handle

Item #
UF53-127





AMES
Double Milled Sledge Hammers
Jackson® Professional Tools

- Form Hammer
- For heavy pounding jobs
- 16" Fiberglass handle w/grip

| Item # | Desc. |
|----------|------------|
| UF12-148 | 6 lb. Head |
| UF12-149 | 8 lb. Head |



AMES
Drilling Hammers
Jackson® Professional Tools

- For driving drilling bits and heavy chisels
- Forged steel head with chamfered edges
- 10-1/2" Hickory handle

| Item # | Head Weight (lbs.) | Head Length (in.) |
|----------|--------------------|-------------------|
| UF11-961 | 2 | 4 |
| UF11-964 | 3 | 4 1/4 |



AMES
Sledge Hammers
Double Milled Head
Jackson® Professional Tools

- Best for heavy pounding jobs
- Forged double milled steel head for added durability
- 36" lacquered Hickory handle for strength

| Item # | Head Weight (lbs.) | Head Length (in.) |
|----------|--------------------|-------------------|
| UF11-974 | 4 | 5 1/2 |
| UF11-979 | 8 | 6 1/2 |
| UF11-991 | 10 | 6 3/4 |
| UF11-994 | 12 | 7 |



AMES
Engineer's Hammers
Jackson® Professional Tools

- Best for driving stakes and rods
- Forged steel head w/chamfered edges for added durability
- 16" handle

| Item # | Handle | Head Weight (lbs.) | Head Length (in.) |
|----------|------------|--------------------|-------------------|
| UF11-969 | Hickory | 4 | 4 1/4 |
| UF11-970 | Fiberglass | 4 | 4 3/4 |



AMES
Sledge Hammers
Jackson® Professional Tools

- For heavy pounding jobs
- Forged, steel head with chamfered edges for added durability
- 36" Fiberglass handle for superior strength

| Item # | Head Weight (lbs.) | Head Length (in.) |
|----------|--------------------|-------------------|
| UF11-988 | 8 | 6 1/4 |
| UF11-993 | 10 | 7 |



STANLEY INDUSTRIAL TOOLS
Ball Pein Hammer

- High carbon steel forged heads, hardened and tempered
- Rim Tempered™ face minimizes chipping, assures greater safety
- Polished face, poll, and peen
- Hickory handle

| Item # | Wt. (oz.) | OA Lgth. (in.) |
|----------|-----------|----------------|
| ST54-016 | 16 | 14 |
| ST54-024 | 24 | 15 |
| ST54-032 | 32 | 16 |



STANLEY INDUSTRIAL TOOLS
Dead Blow Hammer
Compo-Cast® Soft Face

- Non-sparking, non-marring soft face of Uni-Cast™ construction has no exposed metal
- Dead blow function uses steel shot
- Hi-Vis orange

| Item # | Wt. (oz.) | Overall Lgth. (in.) |
|----------|-----------|---------------------|
| ST57-532 | 21 | 12 7/8 |
| ST57-533 | 42 | 14 1/4 |
| ST57-534 | 52 | 15 1/4 |



NUPLA CORPORATION
Dead Blow Hammer
Fiberglass

- Smart hammer technology for creating the ultimate dead blow effect
- Non-marring face

| Item # | Head Weight (lbs.) | Handle Length (in.) | Grip |
|----------|--------------------|---------------------|------|
| NU10-035 | 3 | 14 1/2 | SG |





NUPLA CORPORATION Ball Pein Hammers

Fiberglass

- Carbon steel heads
- Precision forged and heat treated



| Item # | Head Weight (oz.) | Handle Length (in.) | Grip |
|----------|-------------------|---------------------|------|
| NU21-008 | 8 | 11 | H |
| NU21-012 | 12 | 12 | H |
| NU21-017 | 16 | 13 | SG |
| NU21-020 | 20 | 13 | H |
| NU21-024 | 24 | 14 | H |
| NU21-025 | 24 | 14 | SG |
| NU21-033 | 32 | 14 | SG |

NUPLA CORPORATION Cross Pein Hammers

Fiberglass

- Classic blacksmith style
- Carbon steel forged heads



| Item # | Head Weight (lbs.) | Handle Length (in.) | Grip |
|----------|--------------------|---------------------|------|
| NU29-020 | 2 | 14 | C |
| NU29-030 | 3 | 14 | C |

NUPLA CORPORATION Double-Faced Sledge Hammers

Ergo Power - Fiberglass

- Injection molded cover protects fiberglass from over strikes
- Carbon steel forged heads



| Item # | Head Weight (lbs.) | Handle Length (in.) | Grip |
|----------|--------------------|---------------------|------|
| NU27-808 | 8 | 32 | SG |
| NU27-810 | 10 | 32 | SG |
| NU27-812 | 12 | 32 | SG |
| NU27-816 | 16 | 32 | CS |

NUPLA CORPORATION Double-Faced Sledge Hammers

Fiberglass

- Classic blacksmith sledge
- Carbon steel forged heads



| Item # | Head Weight (lbs.) | Handle Length (in.) | Grip |
|----------|--------------------|---------------------|------|
| NU27-101 | 10 | 32 | SG |

NUPLA CORPORATION

Rubber Mallet

Fiberglass

- 2 lb. rubber head



| Item # | Head Weight (lbs.) | Handle Length (in.) | Grip |
|----------|--------------------|---------------------|------|
| NU13-120 | 2 | 16 | H |

NUPLA CORPORATION

Brass Hammers

Fiberglass

- Non-sparking brass head



| Item # | Head Weight (lbs.) | Handle Length (in.) | Grip |
|----------|--------------------|---------------------|------|
| NU30-025 | 2½ | 12 | SG |
| NU30-040 | 4 | 12 | SG |



WMH TOOL GROUP Sledge Hammers

Bash™

- Steel core design prevents breaking during overstrikes
- Textured handle for secure grip
- Safety plate locks head firmly to handle eliminating dislodging
- Ergonomically designed anti-vibration neck
- Heavy duty (46 HRC) head



| Item # | Head Weight (lbs.) | Handle Length (in.) |
|---------|--------------------|---------------------|
| JE20212 | 2½ | 12 |
| JE20412 | 4 | 12 |
| JE20616 | 6 | 16 |
| JE20624 | 6 | 24 |
| JE20816 | 8 | 16 |
| JE20824 | 8 | 24 |
| JE20836 | 8 | 36 |
| JE21016 | 10 | 16 |
| JE21036 | 10 | 36 |

WMH TOOL GROUP

Sledge Hammer

Wilton®

- Unbreakable handle is made with tempered steel and surrounded by heavy-duty molded rubber
- Ergonomic handle absorbs shock, ensures comfort and has a slip-resistant grip
- High-visibility head



| Item # | Head Wt. (lbs.) | Handle Lgth. (in.) |
|---------|-----------------|--------------------|
| WT19999 | 2½ | 12 |
| WT20000 | 4 | 12 |
| WT20015 | 6 | 30 |
| WT20020 | 10 | 30 |
| WT20025 | 12 | 30 |
| WT20003 | 14 | 30 |



WMH TOOL GROUP

Ball Pein Hammer

Wilton®



- Unbreakable handle is made with tempered steel and surrounded by heavy-duty molded rubber
- Ergonomic handle absorbs shock, ensures comfort and has a slip-resistant grip
- High-visibility head

| Item # | Head Wt. (oz.) | Handle Lgth. (in.) |
|---------|----------------|--------------------|
| WT20030 | 24 | 14 |
| WT20035 | 32 | 14 |



NUPLA CORPORATION

Classic Aluminum Scoop Fiberglass



- #10 aluminum blade

| Item # | Gauge | Blade Dim. (in.) | Handle Length (in.) | Grip |
|----------|-------|------------------|---------------------|------|
| NU69-010 | 11 | 14½ x 17¾ | 27 | D |

NUPLA CORPORATION

Classic Western Scoop Fiberglass



- Hollow back blade

| Item # | Gauge | Blade Dim. (in.) | Handle Length (in.) | Grip |
|----------|-------|------------------|---------------------|------|
| NU69-109 | 16 | 14 x 17 | 27 | D |

NUPLA CORPORATION

Classic Round Point Shovels Fiberglass



- 9" x 11-1/2" blade
- 16 Gauge

| Item # | Size | Blade Style | Handle Length (in.) | Grip |
|----------|------|-------------|---------------------|------|
| NU69-027 | #2 | Hollow Back | 27 | D |
| NU69-048 | #2 | Hollow Back | 48 | Butt |
| NU69-150 | #0 | Hollow Back | 48 | Butt |

NUPLA CORPORATION

Classic Square Point Shovels Fiberglass



- 9-7/8" x 11-1/2" blade
- 16 Gauge

| Item # | Size | Blade Style | Handle Length (in.) | Grip |
|----------|------|-------------|---------------------|------|
| NU69-127 | #2 | Hollow Back | 27 | D |
| NU69-148 | #2 | Hollow Back | 48 | Butt |

NUPLA CORPORATION

Power Pylon Shovels Fiberglass



- HD14 Gauge
- Solid back blade style
- Ergo Power, 48" handle

| Item # | Desc. | Blade Dim. (in.) | Grip |
|----------|--------------|------------------|------|
| NU72-145 | Square Point | 9¾ x 11½ | Ergo |
| NU72-245 | Round Point | 9 x 11½ | Ergo |

NUPLA CORPORATION

Power Pylon Trenching Shovel Fiberglass



- HD 14 gauge
- Solid-back blade style
- 4-1/2" x 12" blade
- Ergo Power, 48" handle

Item #
NU69-223

NUPLA CORPORATION

Classic Drain Spades Fiberglass



- "Sharp Shooters"
- 16 gauge
- Hollow back blade style

| Item # | Blade Dim. (in.) | Handle Length (in.) | Grip |
|----------|------------------|---------------------|------|
| NU69-276 | 4¾ x 16 | 27 | D |
| NU69-277 | 4¾ x 14 | 48 | Butt |

Got Tools?



NUPLA CORPORATION

Roofers Ripping Spade Fiberglass



- 14 gauge
- Hollow back blade style
- 6-7/8" x 11-1/2" serrated blade
- Butt grip 48" handle

Item #

NU69-799

NUPLA CORPORATION

Classic Post Hole Digger Fiberglass



- 14 gauge
- Closed back blade style, 6-1/2" dia.
- 48" handle

Item #

NU69-548

NUPLA CORPORATION

Classic Bow Rake

Fiberglass



- Steel 16 tine head
- 16-1/4" W head, 60" handle

Item #

NU69-616

NUPLA CORPORATION

Concrete Placer Fiberglass



- 20" Blade with hook
- Pro Tec 54" handle

Item #

NU79-314

NUPLA CORPORATION

Classic Digging Bar Fiberglass




- 6' bar with point and ball

Item #

NU69-351

NUPLA CORPORATION

Soil Probe Fiberglass



- With metal tip
- Classic T-handle

Item # Length (in.)

NU69-401 48

NU69-403 60

Replacement Tip for Probes

NU12-495 -

NUPLA CORPORATION

Fire Swatter



- Specialty fire tool
- Butt grip 60" handle

Item #

NU69-215

NUPLA CORPORATION

Nuplabond Epoxy

- For replacement handles
- Size 12 gr.



Item #

NU39-012

NUPLA CORPORATION

Replacement Tool Handles

Fiberglass

- Replacement handles for various applications



Item # Desc.

NU55-551 Pick/Mattock Handle, #6 eyehole, 36" handle, SG grip

NU59-801 For Sledge 6-16 lbs. Mech/Loc@ 36" Handle, SG grip

NU59-987 For Sledge and Cross Pein 14" Handle, SG grip

NU68-446 Fits Hollow/Closed Back Shovels, 48" D Handle

NU68-448 Fits Hollow/Closed Back Shovels, 48"

NU68-555 Fits Broom/Mop, 60"



NUPLA CORPORATION
Replacement Shovel Blade

- Heavy gauge round point power pylon shovel blade



Item #
NU69-001



KLEIN TOOLS
**High-Leverage
Side-Cutting Pliers**



- These pliers provide a 46% greater mechanical advantage than regular 9-1/4" side cutters
- Plastic-dipped handle

| Item # | Overall Length (in.) | Jaw Length (in.) | Jaw Width (in.) | Jaw Thickness (in.) | Knife Length (in.) |
|----------|-------------------------------|---------------------------------|-------------------------------|-------------------------------|---------------------------------|
| KLD213-9 | 9 ³ / ₈ | 1 ¹⁹ / ₃₂ | 1 ¹ / ₄ | 5 ⁵ / ₈ | 2 ²⁵ / ₃₂ |

KLEIN TOOLS
Ironworker's Pliers



- Standard side cutters for rebar work
- Specially designed and sharpened for cutting soft annealed tie wire
- Special, heavy, knurled jaws
- Hook bend in one handle for non-slip grip
- Coil spring holds jaws open
- Plastic-dipped handles

| Item # | Overall Length (in.) | Jaw Length (in.) | Jaw Width (in.) | Jaw Thickness (in.) | Knife Length (in.) |
|-------------|-------------------------------|--------------------------------|--------------------------------|-------------------------------|-------------------------------|
| KLD201-7CST | 8 ³ / ₄ | 1 ¹ / ₃₂ | 1 ¹ / ₃₂ | 1 ¹ / ₂ | 5 ⁵ / ₈ |

Heavy Duty Cutting Knives

| | | | | | |
|--------------|-------------------------------|--------------------------------|--------------------------------|-------------------------------|-------------------------------|
| KLD2000-7CST | 9 ¹ / ₄ | 1 ¹ / ₃₂ | 1 ¹ / ₃₂ | 1 ¹ / ₂ | 5 ⁵ / ₈ |
|--------------|-------------------------------|--------------------------------|--------------------------------|-------------------------------|-------------------------------|

KLEIN TOOLS

**High-Leverage
Side-Cutting Pliers**



- Quickly and easily pulls 1/8" or 1/4" flat steel fish tape
- High-leverage design
- Streamlined design with cross-hatchet knurled jaws
- NE New England nose design
- Plastic-dipped handles

| Item # | Overall Length (in.) | Jaw Length (in.) | Jaw Width (in.) | Jaw Thickness (in.) |
|--------------|-------------------------------|---------------------------------|-------------------------------|-------------------------------|
| KLD213-9NETP | 9 ³ / ₈ | 1 ¹⁹ / ₃₂ | 1 ¹ / ₄ | 5 ⁵ / ₈ |

KLEIN TOOLS

End-Cutting Pliers



- For cutting wire or nails close to the work
- With wide throat clearance, ample handle leverage, jaws at just the right angle for easy cutting; makes a clean, even cut
- Plastic-dipped handles

| Item # | Overall Length (in.) | Jaw Length (in.) | Jaw Width (in.) | Jaw Thickness (in.) | Knife Length (in.) |
|----------|-------------------------------|-------------------------------|--------------------------------|---------------------------------|--------------------------------|
| KLD232-8 | 8 ¹ / ₂ | 3 ⁵ / ₈ | 1 ³ / ₁₆ | 1 ¹⁹ / ₃₂ | 1 ¹ / ₁₆ |

KLEIN TOOLS

**High Leverage
Ironworker's Pliers**



- For easier cutting of soft annealed tie wire
- Knurled jaws
- Hook bend in one handle for non-slip grip
- With coil spring
- Plastic-dipped handles

| Item # | Overall Length (in.) | Jaw Length (in.) | Jaw/Width (in.) |
|------------|-------------------------------|---------------------------------|-------------------------------|
| KLD213-9ST | 9 ³ / ₈ | 1 ¹⁹ / ₃₂ | 1 ¹ / ₄ |

Heavy Duty Cutting Knives

| | | | |
|-------------|-------------------------------|---------------------------------|-------------------------------|
| KLD2000-9ST | 9 ³ / ₈ | 1 ¹⁹ / ₃₂ | 1 ¹ / ₄ |
|-------------|-------------------------------|---------------------------------|-------------------------------|

Journeyman™ Series

| | | | |
|-------------|-------------------------------|---------------------------------|-------------------------------|
| KLJ2000-9ST | 9 ³ / ₈ | 1 ¹⁹ / ₃₂ | 1 ¹ / ₄ |
|-------------|-------------------------------|---------------------------------|-------------------------------|

KLEIN TOOLS

**Long-Nose Pliers
Standard-Duty**



- With side cutters
- Long-nose design with cutting knives at hinge
- Permits wrapping, looping and cutting with a single pliers
- Plastic-dipped handles

| Item # | Overall Length (in.) | Jaw Length (in.) | Point Thickness (in.) |
|----------|--------------------------------|---------------------------------|--------------------------------|
| KLD203-5 | 5 ⁵ / ₁₆ | 1 ¹ / ₁₆ | 3 ³ / ₃₂ |
| KLD203-6 | 6 ⁵ / ₈ | 1 ¹⁵ / ₁₆ | 3 ³ / ₃₂ |
| KLD203-7 | 7 ¹ / ₈ | 2 ⁷ / ₁₆ | 3 ³ / ₃₂ |



KLEIN TOOLS
Long-Nose Pliers
High-Leverage
Journeyman™



- Soft material on outer surface for comfort and a firm grip
- Hard, black material for toughness and durability
- Contoured thumb area for additional comfort and positive feel
- Induction hardened cutting knives for long life
- Heavier design for greater cutting power
- Extended handles provide added reach and leverage
- Slim head design for working in confined areas

| Item # | Jaw Length (in.) | Jaw Width (in.) | Jaw Thickness (in.) | Knife Length (in.) | Point Thickness (in.) |
|----------|--------------------------------|-----------------|---------------------|--------------------|-----------------------|
| KLJ203-8 | 2 ⁵ / ₁₆ | 1 | 1/2 | 5/8 | 1/8 |

KLEIN TOOLS
Long-Nose Pliers
Heavy-Duty



With Side Cutters and Skinning Hole

- With side cutters
- With skinning hole for No. 12 AWG insulated wire
- Plastic-dipped handles

| Item # | Jaw Length (in.) | Jaw Width (in.) | Jaw Thickness (in.) | Knife Length (in.) | Point Thickness (in.) |
|-----------|--------------------------------|-----------------|---------------------|--------------------|-----------------------|
| KLD203-8 | 2 ⁵ / ₁₆ | 1 | 1/2 | 5/8 | 1/8 |
| KLD203-8N | 2 ⁵ / ₁₆ | 1 | 1/2 | 5/8 | 1/8 |

KLEIN TOOLS
Long-Nose Pliers
Heavy-Duty



- With side cutters, skinning hole for No. 12 AWG insulated wire and crimping die for connectors, lugs and terminals
- Comfortable plastic-dipped handles

| Item # | Jaw Length (in.) | Jaw Width (in.) | Jaw Thickness (in.) | Knife Length (in.) | Point Thickness (in.) |
|-------------|--------------------------------|-----------------|---------------------|--------------------|-----------------------|
| KLD203-8NCR | 2 ⁵ / ₁₆ | 1 | 1/2 | 5/8 | 1/8 |

KLEIN TOOLS
Slip-Joint Pliers



- Nickel-chrome plated with knurled handles
- Have shear-type wire cutter and two jaw positions
- Plastic coated handles

| Item # | Overall Length (in.) | Jaw Length (in.) | Jaw Width (in.) | Jaw Thickness (in.) |
|----------|----------------------|--------------------------------|--------------------------------|--------------------------------|
| KLD511-6 | 6 | 1 ³ / ₃₂ | 1 ³ / ₁₆ | 1 ³ / ₃₂ |
| KLD511-8 | 8 | 1 ⁵ / ₁₆ | 1 1/4 | 7/16 |

KLEIN TOOLS
Slim Long-Nose Pliers



- Needle tip only 1/32" in diameter for precise assembly work
- Side cutters permit bending, forming and cutting with a single plier
- Knurled jaws
- With coil spring
- Plastic-dipped handles

| Item # | Overall Length (in.) | Jaw Length (in.) | Jaw |
|---------------|--------------------------------|------------------|------|
| KLD221-5 1/2C | 5 ⁵ / ₁₆ | 1 3/4 | 5/16 |

KLEIN TOOLS
High Leverage
Side-Cutting Pliers



- Smooth, streamlined nose with knurled jaws
- High-leverage design provides 46% greater cutting and gripping power
- Plastic-dipped handles
- Nose Type: New England

| Item # | Jaw Length (in.) | Jaw Width (in.) | Jaw Thickness (in.) | Knife Length (in.) |
|------------|---------------------------------|--------------------------------|---------------------|--------------------------------|
| KLD213-8NE | 17/16 | 1 ³ / ₁₆ | 5/8 | 2 ⁵ / ₃₂ |
| KLD213-9NE | 1 ¹⁹ / ₃₂ | 1 1/4 | 5/8 | 2 ⁵ / ₃₂ |

Journeyman™ Series

| | | | | |
|------------|---------------------------------|-------|-----|--------------------------------|
| KLJ213-9NE | 1 ¹⁹ / ₃₂ | 1 1/4 | 5/8 | 2 ⁵ / ₃₂ |
|------------|---------------------------------|-------|-----|--------------------------------|

KLEIN TOOLS
High Leverage
Side-Cutting Pliers
NE-Type



- Smooth, streamlined nose with knurled jaws
- Crimping die at the hinge for crimping sleeve connectors
- Plastic-dipped handles

| Item # | Overall Length (in.) | Jaw Length (in.) | Jaw Width (in.) | Jaw Thickness (in.) | Knife Length (in.) |
|---------------|----------------------|---------------------------------|--------------------------------|---------------------|--------------------------------|
| KLD213-9NE-CR | 9 1/4 | 1 ¹⁹ / ₃₂ | 1 ³ / ₁₆ | 5/8 | 2 ⁵ / ₃₂ |



KLEIN TOOLS
**High Leverage
Side-Cutting Pliers**



- High-leverage design. Rivet is closer to the cutting edge for 36% greater cutting and gripping power
- Streamlined design with sure-gripping, cross-hatched knurled jaws
- Induction-hardened cutting knives for long life
- Hot-riveted joint ensures smooth action and no handle wobble
- Nose Type: New England

| Item # | Overall Length (in.) | Jaw Length (in.) | Jaw Thickness (in.) | Knife Length (in.) |
|---------------------------|----------------------|------------------|---------------------|--------------------|
| KLD2000-9NE | 9¼ | 1 19/32 | 1 5/16 | 25/32 |
| Journeyman™ Series | | | | |
| KLJ2000-9NE | 9½ | 1 ¼ | 5/8 | 25/32 |

KLEIN TOOLS
Side-Cutting Pliers



NE-Type

- Sure-gripping, cross-hatched knurled jaws
- New England nose
- Plastic dipped handles

| Item # | Overall Length (in.) | Jaw Length (in.) | Jaw Width (in.) | Jaw Thickness (in.) | Knife Length (in.) |
|------------|----------------------|------------------|-----------------|---------------------|--------------------|
| KLD201-6NE | 6¼ | 1 3/32 | 29/32 | ½ | 9/16 |
| KLD201-7NE | 7 5/16 | 1 9/32 | 1 5/32 | ½ | 5/8 |
| KLD201-8NE | 8½ | 1 7/16 | 1 7/32 | 5/8 | 23/32 |
| KLD201-9NE | 9¼ | 1 19/32 | 1 5/16 | 5/8 | 25/32 |

KLEIN TOOLS
Diagonal Cutter



- Standard-bevel cutting knives
- High-leverage design

| Item # | Overall Length (in.) | Jaw Length (in.) | Jaw Width (in.) |
|----------------------------------|----------------------|------------------|-----------------|
| KLD228-8 | 8 | 1 3/16 | 1 3/16 |
| Heavy Duty Cutting Knives | | | |
| KLD2000-28 | 8 | 1 3/16 | 1 3/16 |
| Journeyman™ | | | |
| KLJ228-8 | 8 | 1 3/16 | 1 3/16 |
| KLJ2000-28 | 8 1/8 | 1 3/16 | 1 3/16 |

KLEIN TOOLS

**High Leverage
Diagonal Cutters**



- Heavy-duty with head angled for easier work in confined areas
- Ultra-durable cutting knives for ACSR, bolts, nails and most hardened wire
- Plastic-dipped handles

| Item # | Jaw Length (in.) | Jaw Width (in.) | Jaw Thickness (in.) | Cutting Knives |
|------------|------------------|-----------------|---------------------|----------------|
| KLD248-8 | 1 3/16 | 1 3/16 | 7/16 | Standard |
| KLD2000-48 | 1 3/16 | 1 3/16 | 7/16 | Heavy-Duty |

KLEIN TOOLS

**Diagonal Cutters
Heavy-Duty**



- Heavier design for all-purpose use
- Tapered nose and standard-bevel cutting knives
- Plastic-dipped handles

| Item # | Overall Length (in.) | Jaw Length (in.) | Jaw Width (in.) | Jaw Thickness (in.) |
|----------|----------------------|------------------|-----------------|---------------------|
| KLD252-6 | 6 | 1 3/16 | ¾ | 7/16 |

KLEIN TOOLS

**Diagonal Cutters
Midget Pointed-Nose**



- Narrow jaw and narrow hinge cutter
- Reaches into confined areas to permit full-flush cutting
- Fully polished head and neck
- With coil spring
- Plastic-dipped handles

| Item # | Overall Length (in.) | Jaw Length (in.) | Jaw Width (in.) | Jaw Thickness (in.) |
|-----------|----------------------|------------------|-----------------|---------------------|
| KLD244-5C | 5 | 1 1/16 | ½ | 5/16 |

KLEIN TOOLS

High Leverage Cable Cutter



- High-leverage design gives it amazing cutting capability
- Cable-gripping, shear-type jaws
- Makes clean, efficient cuts
- Ideal for working in confined spaces
- Plastic-dipped handles
- Length: 9-9/16

Item #
KL63050



KLEIN TOOLS Ratcheting Cable Cutters

- Unique ratchet-action holds cable tight and allows rapid, straight cuts with minimum effort
- Hold-open spring speeds cutting action
- Quick-release lever opens blade at any time during operation
- Large, finger-formed handles have limit guards and plastic covering
- Can be locked in closed position for pouch carrying
- Length: 10"



Item #

KL63060

KLEIN TOOLS Wire Strippers & Cutters Klein Kurve®

- Curved handles help reach into confined areas
- Handy closure lock for convenient storage
- Wire looping and bending holes
- Strong-gripping serrated nose for easy bending, shaping, and pulling of wire
- Coil spring provides fast self-opening action
- Double-dipped comfort grips
- Screw-shearing holes
- Cleanly shears 6-32 and 8-32 screws



| Item # | Handle | Strips/Cuts |
|---------|-------------|--|
| KL11055 | Blue/Yellow | 10-18 AWG solid, 12-20 AWG stranded |

KLEIN TOOLS Wire Stripper-Cutter

- Flat design makes them easy to store and carry
- Narrow nose fits into tight places
- Strip wire quickly, cleanly, evenly
- Strong, hardened-steel with precision-ground stripping holes
- Clear gauge markings on both sides
- Black oxide finish
- Plastic-dipped handles
- Overall length: 6-1/4"



| Item # | Handle | Strips/Cuts |
|---------|--------|-----------------------|
| KL11045 | Yellow | 10-18 AWG solid |
| KL11046 | Red | 16-26 AWG stranded |
| KL11047 | Yellow | 22-30 AWG solid |

KLEIN TOOLS Wire Stripper-Cutter

- Strips six standard wire sizes without nicking wire
- Scissors action of 1/2" wide cutter makes clean cuts with little effort
- Serrated nose jaws to bend, shape, or pull wire: holes for looping wire ends
- Coil-spring opening action reduces fatigue
- Plastic-covered handles
- Overall length 6-1/8"



| Item # | Handle | Strips/Cuts |
|--------|--------|------------------------------|
| KL1011 | Blue | 10-20 AWG solid and stranded |

KLEIN TOOLS Wire Stripper, Cutter and Crimper

- For use on insulated and non-insulated connectors
- Cuts and strips wire, sizes 10-22 AWG
- Cuts bolt sizes 4-40, 5-40, 6-32, 8-32, 10-32, and 10-24
- Plastic covered handles
- Overall length 8-1/4"



Item #

KL1010

KLEIN TOOLS Cable Strippers/Cutters Klein-Kurve®

- Strong-gripping serrated nose; for easy bending, shaping and pulling of wire
- Wire looping and bending holes
- Screw-shearing holes
- Coil spring provides fast self-opening action
- Handy closure lock for convenient storage
- Double-dipped comfort grips
- Overall Length: 7-3/4"



| Item # | Strips/Cuts | Type NM-B Cable |
|---------|-------------------|-----------------|
| KLK1210 | 10 & 12 AWG solid | 10/2 & 12/2 |
| KLK1412 | 12 & 14 AWG solid | 12/2 & 14/2 |

KLEIN TOOLS Terminal Crimping Tool

- Crimping die marked for insulated and non insulated solderless terminals and connectors
- Tapered nose for working in confined spaces
- Both handles red plastic-dipped
- Designed for sizes 10-22 AWG
- Overall length 9-3/4"



Item #

KL1005



KLEIN TOOLS Terminal Crimping Tool



- Designed for crimping non-insulated solderless terminals and connectors ranging from No. 10 to 22 AWG
- Specially hardened wire cutter in nose
- Tapered nose for working in confined spaces
- Plastic-dipped handles
- Overall length 9-3/4"

Item #

KL1006

KLEIN TOOLS

Wire Cutter/Terminal Crimper



- Two wire cutters - one at tip, the other halfway back near stripping holes
- Crimps insulated and non-insulated terminals, lugs and splices. Cuts wire, strips wire, cuts bolts, crimps 7-8 mm ignition terminals
- Strips No. 8 to 18 AWG solid wire or 10 to 22 AWG stranded wire
- Cuts bolt sizes 6-32, 8-32, 10-32, 10-24 and 4-40
- Pivot nut adjusts tension, left-and right-hand wire-looping holes near tip
- Plastic-covered handles
- Overall length: 8-3/4"

Item #

KL1001

KLEIN TOOLS Cabinet Tip Screwdrivers



- Narrow cabinet tip permits blade access where space is limited
- Round chrome-plated shank
- Cushion grip handles

| Item # | Shank Tip Width x Shank Length (in.) | Overall Length (in.) |
|----------|--------------------------------------|----------------------|
| KL601-3 | 3/16 x 3 | 6 3/4 |
| KL601-4 | 3/16 x 4 | 7 3/4 |
| KL601-6 | 3/16 x 6 | 9 3/4 |
| KL601-8 | 3/16 x 8 | 11 3/4 |
| KL601-10 | 3/16 x 10 | 13 3/4 |

Heavy-Duty Shanks

| | | |
|---------|---------|----------|
| KL605-8 | 1/4 x 8 | 12 11/32 |
| KL605-4 | 1/4 x 4 | 8 11/32 |
| KL605-6 | 1/4 x 6 | 10 11/32 |

KLEIN TOOLS

Cushion-Grip Screwdriver Sets 5-Piece



- A basic selection of the most frequently used screwdrivers
- Featuring heat-treated and tempered-steel blades
- Comfortable cushion-grip handles
- In reclosable vinyl pouch

Set Contains:

600-4: Heavy-duty square-shank, keystone-tip, overall length: 8-11/32"

601-6: Round-shank, cabinet-tip, overall length: 9-3/4"

602-6: Heavy-duty round-shank, keystone-tip, overall length: 10-15/16"

603-4: Round-shank, No. 2 Phillips-tip, overall length: 8-5/16"

605-6: Heavy-duty round-shank, cabinet-tip, overall length: 10-11/32"

Item #

KL85075

KLEIN TOOLS

Cushion-Grip Screwdriver Sets 7-Piece



- Specialty set for wide variety of applications
- In reclosable vinyl pouch

Set Contains:

600-4: Heavy-duty square-shank, keystone-tip, overall length: 8-11/32"

601-6: Round-shank, cabinet-tip, overall length: 9-3/4"

602-6: Heavy-duty round-shank, keystone-tip, overall length: 10-15/16"

603-4: Round-shank, No. 2 Phillips-tip, overall length: 8-5/16"

605-6: Heavy-duty round-shank, cabinet-tip, overall length: 10-11/32"

670-6: Cabinet-tip rotary screwdriver, overall length: 9-3/4"

K36: Slotted screw-holding screwdriver, overall length: 9-3/4"

Item #

KL85077

KLEIN TOOLS

Cushion Grip Screwdriver Set 7-Piece



- Convenient selection of popular screwdrivers
- In reclosable vinyl pouch

Set Contains:

• Square-shank, keystone-tip* 8-11/32" overall length

• Round-shank, keystone-tip* 10-15/16" overall length

• Round-shank, cabinet-tip 6-3/4" overall length

• Round-shank, cabinet-tip 9-3/4" overall length

• Round-shank, cabinet-tip* 8-11/32" overall length

• Round-shank, No. 1 Phillips-tip 6-3/4" overall length

• Round-shank, No. 2 Phillips-tip 8-5/8" overall length

Item #

KL85076



KLEIN TOOLS
**Screwdriver Set
5-Piece
Journeyman™**

- Includes one cabinet-tip, two Phillips-tip, and two keystone-tip screwdrivers
- Advanced blade technology for the strongest blade
- Exclusive Journeyman™ design for maximum turning power
- Ultra-comfort tri-lobe handle for exceptional control, grip and balance
- Patented Tip-Ident™ quickly identifies screwdriver tip/orientation
- Bolster reinforces shaft for hard use



Item #
KLJSDS01

KLEIN TOOLS
**Screwdriver Set
7-Piece
Journeyman™**

- Includes two cabinet-tip, three Phillips-tip, and two keystone-tip screwdrivers
- Advanced blade technology for the strongest blade
- Exclusive Journeyman™ design for maximum turning power
- Ultra-comfort tri-lobe handle for exceptional control, grip and balance
- Patented Tip-Ident™ quickly identifies screwdriver tip/orientation
- Bolster reinforces shaft for hard use



Item #
KLJSDS02

KLEIN TOOLS
Square-Recess Tip Screwdrivers

- Color-coded handle ends for quick identification
- Round shank with Robertson tip for square-recess screws
- Chrome-plated shank
- Cushion grip handles



| Item # | Point Size | Color Code | For Screw Sizes |
|--------|------------|------------|-----------------|
| KL662 | No. 2 | Red | 8, 9, 10 |
| KL663 | No. 3 | Black | 12 and 14 |

KLEIN TOOLS
**Keystone Tip
Screwdrivers**



- Designed for the most demanding uses
- With heavy-duty shank for wrench-assisted turning
- Cushion grips

| Item # | Shank Tip WidthxLength (in.) | Shank Lgth. (in.) |
|--------|------------------------------|-------------------|
|--------|------------------------------|-------------------|

Square Shank

| | | |
|----------|--------|----------|
| KL600-4 | 1/4x4 | 8 11/32 |
| KL600-6 | 5/16x6 | 10 15/16 |
| KL600-8 | 3/8x8 | 13 7/16 |
| KL600-12 | 1/2x12 | 17 7/16 |

Round Shank

| | | |
|---------|-----------|----------|
| KL600-1 | 1/4x1 1/2 | 3 7/16 |
| KL602-3 | 7/32x3 | 6 3/4 |
| KL602-4 | 1/4x4 | 8 11/32 |
| KL602-6 | 5/16x6 | 10 15/16 |
| KL602-8 | 3/8x8 | 13 7/16 |

KLEIN TOOLS
**Phillips-Tip
Screwdrivers
Round-Shanks**



- Cushion-Grip handle allows for greater torque and comfort
- Patented Tip-Ident® quickly identifies the type of screwdriver and screwdriver tip orientation
- Premium chrome plated for smooth feel and corrosion resistance
- Internal Flanges inside handle provide solid, twist-resistant blade anchor
- Special heat-treated shafts
- Precision-machined tip for exact fit
- Provides accurate fit and torque without slippage to

| Item # | Point Size | Shank Length (in.) | Overall Length (in.) |
|----------|------------|--------------------|----------------------|
| KL603-1 | No. 2 | 1 1/2 | 3 7/16 |
| KL603-3 | No. 1 | 3 | 6 3/4 |
| KL603-4 | No. 2 | 4 | 8 5/16 |
| KL603-6 | No. 3 | 6 | 11 |
| KL603-7 | No. 2 | 7 | 11 5/16 |
| KL603-10 | No. 2 | 10 | 14 5/16 |

**We're driven to bring
you the best tools for
the job because you're
driven to do the best
job you can do**



KLEIN TOOLS Screwdrivers/ Nut Drivers



- Cushion-grip handle for greater torque and added comfort
- End of handle is marked to quickly identify tool
- Overall Length: 7-3/8"

Sizes:

- 32476: 5/16" nut driver, #2 Phillips, 9/32" slotted, #1 Phillips, 3/16" slotted
- 32477: 5/16" nut driver, 1/4" nut driver, #2 Phillips, 1/4" slotted, #1 Phillips, 3/16" slotted, #15 Torx®, #10 Torx®, #1 square, #2 square
- 32500: 3/8", 5/16", 1/4" nut drivers, #1 and #2 Philips, 1/4" and 3/16" slotted, #10 and #15 Torx®, #1 and #2 square recess

| Item # | Type |
|---------|---------|
| KL32476 | 5-in-1 |
| KL32477 | 10-in-1 |
| KL32500 | 11-in-1 |

KLEIN TOOLS

Magnetic Screwdriver w/ 32-Piece Tamperproof Bit Set



- Cushion-grip handle for greater torque and comfort
- Sturdy bit and screw holding magnet allows for screws to fit securely in place for easy use
- Includes complete tamperproof bit set in block
- Torx® bits included: T7, T8, T10, T15, T20, T25, T27, T30 and T40
- Fraction Hex bits included: 3/32", 7/64", 1/8", 9/64", 5/32", and 3/16"
- Metric Hex bits included: 2 mm, 2.5 mm, 3 mm, 4 mm, and 5 mm
- Spanner bits included: 4, 6, 8, and 10
- Tri-Wing® bits included: 1, 2, 3 and 4
- Torq-Set® bits included: 6, 8 and 10
- Includes 1/4" square to 1/4" hex adaptor to drive sockets

| Item # |
|---------|
| KL32510 |

KLEIN TOOLS

Nut Driver Set

Cushion Grip Hollow Shank

- Cushion-grip handle allows for greater torque and comfort
- Handle-ends color-coded according to hex size
- Shank length 3" for all drivers
- Set includes sizes: 3/16", 1/4", 5/16", 11/32", 3/8", 7/16", 1/2"



| Item # |
|--------|
| KL631 |

KLEIN TOOLS

Cushion-Grip Nut Drivers Hollow-Shaft



- Full hollow shafts facilitate work
- Internal flanges provide solid, twist-resistant shaft anchor
- Premium chrome plated for smooth feel and corrosion resistance
- Cushion-Grip handle allows for greater torque and comfort
- Fits over long bolts and studs

| Item # | Color Code | Hex Size (in.) |
|-------------|------------|----------------|
| KL630-3/16 | Black | 3/16 |
| KL630-1/4 | Red | 1/4 |
| KL630-5/16 | Yellow | 5/16 |
| KL630-11/32 | Green | 11/32 |
| KL630-3/8 | Blue | 3/8 |
| KL630-7/16 | Brown | 7/16 |
| KL630-1/2 | Red | 1/2 |
| KL630-9/16 | Orange | 9/16 |
| KL630-5/8 | Yellow | 5/8 |

KLEIN TOOLS

Erection Wrenches



- Forged from select alloy steel to withstand high-leverage and heavy loads
- Extra-heavy-duty head area gives maximum strength and durability
- Continuous taper of handle makes lining-up bolt holes easy and works on a range of bolt and/or hole sizes without binding
- Extra-large hub area works on larger diameter holes than other wrenches
- Catalog number, bolt size and nominal opening size are stamped on every wrench for easy identification
- American Bridge design

| Item # | Bolt Size (in.) | Nominal Opening (in.) | Length (in.) |
|--------|-----------------|-----------------------|--------------|
| KL3210 | 1/2 | 7/8 | 14 1/2 |
| KL3211 | 5/8 | 1 1/16 | 14 3/4 |
| KL3212 | 3/4 | 1 1/4 | 16 1/2 |
| KL3213 | 7/8 | 1 7/16 | 17 1/4 |
| KL3214 | 1 | 1 5/8 | 17 11/16 |
| KL3219 | 1/2 | 3/4 | 14 5/8 |
| KL3220 | 1/2 | 13/16 | 14 1/2 |
| KL3221 | 5/8 | 1 | 14 3/4 |
| KL3222 | 3/4 | 1 1/8 | 16 1/2 |
| KL3223 | 7/8 | 1 5/16 | 17 1/4 |
| KL3224 | 1 | 1 1/2 | 17 11/16 |



KLEIN TOOLS

Ratcheting

Construction Wrench 1/2" Drive

- Accepts 1/2" square-drive hex socket
- Reversible ratchet
- Eliminates the need for carrying several fixed-size wrenches
- Forged from select alloy steel with continuous-taper handle for aligning bolt holes
- Industrial black finish for corrosion resistance
- Overall Length: 15"

Item #

KL3238



KLEIN TOOLS

Construction Wrench Adjustable-Head

- Versatile wrench fits all nuts and bolts to 1-1/2"
- Eliminates the need for carrying several fixed-size wrenches
- Drop-forged from select alloy steel with continuous-taper handle
- Industrial black finish
- Max. Size Capacity: 1-1/2"
- Length: 16"

Item #

KL3239



KLEIN TOOLS

Adjustable Wrenches Standard-Jaw

- Drop-forged from the finest steel alloy, hardened, and thoroughly tempered for great strength
- Wrench openings are smooth and accurately broached for close, correct fit to prevent slipping
- Handles are rounded and shaped for comfortable use
- Chrome finish

| Item # | Length (in.) | Capacity (in.) |
|----------|--------------------------------|--------------------------------|
| KL506-15 | 15 ⁷ / ₈ | 1 ¹ / ₁₆ |
| KL500-18 | 18 ³ / ₄ | 2 ¹ / ₁₆ |
| KL500-24 | 24 | 2 ¹ / ₂ |



KLEIN TOOLS

Leather-Bottom Bucket

- Made of No. 1 canvas
- Leather reinforced bottom, extending 3" up the side
- 8"x8" inside pocket
- Rope handle
- 12" top and bottom dia., 17" height

Item #

KL5104



KLEIN TOOLS

Straight-Wall Bucket

- Made of heavy duty No. 6 canvas
- Black molded polypropylene bottom
- Rope handle
- 9" diameter, 14" height

Item #

KL5106



KLEIN TOOLS

Straight-Wall Bucket

Wide-Opening

- Made of heavy-duty No. 6 canvas
- Black molded polypropylene bottom
- Rope handle
- One 8"x8" inside pocket
- 12" diameter, 15" height

Item #

KL5109



With Swivel Snap

KL5109PS

KLEIN TOOLS

Oval Bucket

Aerial-Basket

- Made of heavy No. 6 canvas
- Black molded polypropylene bottom
- Two nylon polymer hooks
- 15 inside pockets
- 14" length, 7" width, 10" height

Item #

KL5144



KLEIN TOOLS

Tapered-Wall Bucket

- Made of tough No. 4 canvas
- Black molded polypropylene bottom
- Rope handle
- Riveted leather glove strap
- Equipped with swivel snap hook
- 15 inside pockets
- 12" top, 9" bottom, 12" height

Item #

KL5172PS





KLEIN TOOLS *Bull Pin Holder*

- Leather construction
- Holders for Klein bull pins
- Riveted to assure long life
- Holds all standard bull pins
- Tunnel belt connection
- Belt Width: up to 3-1/2"
- Overall size: 3-1/4" x 12-1/4"



Item #

KL5417T

KLEIN TOOLS *Electrode Bag*

- Bag is tough No. 4 canvas with heat-resistant hard-leather bottom
- Web loop for sliding over belt
- 2-1/2" diameter, front depth 12"



Item #

KL5471

KLEIN TOOLS *Bull-Pin and Bolt Bags*

- No. 4 canvas with double bottom
- Bolt bag with bull-pin loop on each side
- Belt capacity: up to 3" wide
- Depth: 10"
- Length: 5"
- Width: 9"



Item #

Desc.

KL5416 Loops for belt

KL5416T Tunnel for belt

KLEIN TOOLS *Tool Holder*

- Leather construction, no exposed rivets on back
- Pockets for 7", 8" and 9" pliers, screwdrivers, folding rules and O.E. wrenches
- Nickel plated alloy snap
- Slotted to fit 2" wide belt
- 6-1/2"x11"



Item #

KL5118C

KLEIN TOOLS

Erection Wrench Holder

- Leather construction
- Has tool slots for two erection wrenches
- Tunnel Loop is riveted to assure long life
- Holds erection wrenches and adjustable head construction wrench
- Belt width: up to 3-1/2" or to slide over D-rings, buckles, and other accessories
- Overall size: 6" x 9-1/2"



Item #

KL5459T

KLEIN TOOLS

Electrician Scissors

- Stainless steel blades to maintain blade durability and sharpness
- Blade is fully serrated for non-slip cutting action
- Free-fall snip feature for ease of use
- Cuts electrical communication 19-AWG and 23 AWG wire
- Extended handle provides comfort and cutting leverage for wire cutting application
- 56 HRC
- Overall Length: 6-5/16"
- Cutting Length: 1-7/8"



Item #

KL2100-8

KLEIN TOOLS

Electrician Snips

- Stainless steel blades to maintain blade durability and sharpness
- Blade is fully serrated for non-slip cutting action
- Cuts electrical communication 19-AWG and 23 AWG wire
- 56 HRC
- Overall Length: 5-1/4"
- Cutting Length: 1-7/8"



Item #

KL2100-9

KLEIN TOOLS

Cable Splicers Kit

- Cable-splicer's knife No. 44200
- Electrician's scissors with stripping notches
- Slotted leather holder for belts up to 2" wide
- Nominal Size: 2-1/8" x 7-1/2"



Item #

KL46037



KLEIN TOOLS

Tie-Wire Reel

- Rugged, lightweight reel feeds pre-coiled wire smoothly, easily, and quickly
- Designed for left or right hand use
- 6-1/4" dia. x 2-15/16" W
- Has large, comfortable rewind knob
- Easily removed cover plate that permits quick, convenient reloading



Item #

KL27400

KLEIN TOOLS

Tie-Wire Reel Pad

- Worn on the belt under tie-wire reel
- Made of 3/16" thick rigging leather
- With slots to accommodates belts up to 2" wide
- Pad size is 7"x7" with rounded corners
- Underside has a sponge-rubber pad to minimize hip fatigue



Item #

KL27450

KLEIN TOOLS

Conduit Reamers

Thin-Wall

- Locks onto screwdriver, reams and smooths 1/2", 3/4" and 1" thin-wall conduit-ends
- Reams inside/outside at the same time
- Fits up to 3/8" keystone-tip screwdrivers



Item #

KL19352

KLEIN TOOLS

Scratch Awl

- Scribes metal, starts screw holes, performs a variety of piercing and punching jobs
- Rigid, chrome-plated, heat-treated, tempered-steel shank has full reinforcing bolster at handle for extra strength
- Flanged shank is anchored deep in full-sized amber plastic handle
- Cushioned Grip
- Blade length: 3-1/2"
- Overall length: 7"



Item #

KL650

KLEIN TOOLS

Tapping Tool Six-in-One



- Quickly forms new threads, re-forms burred threads, and cleans out plaster obstructions
- Each tap size rethreads to next larger size if threads are stripped
- Two high-carbon steel taps are secured in reversible holder
- Six clearly marked thread sizes: 6-32, 8-32 and 10-32, 10-24, 12-24 and 1/4-20

Item #

KL627-20

KLEIN TOOLS

Replacement Tap



- For No. 627-20 six-in-one tool

Item #

Tap Sizes

KL628-20

1/4-20, 12-24, 10-24

KLEIN TOOLS

Grizzly® Bar



- The 3" width protects concrete when stripping forms
- Efficient blade angle and 55-1/2" total length provide high leverage as a crow bar and nail and spike puller
- Blade is forged and hardened alloy with keyhole nail-pulling slot in center and V-notch in tapered edge
- Can also be used to help align walls during tilt-up construction, to roll and align large pipe, to remove shingles and flooring

Item #

KL64306

KLEIN TOOLS

Connecting Bars Round



- Provides extra leverage when positioning steel members and aligning bolt holes
- Forged fit-up bar is pointed on one end
- Chisel-end is at a 15° angle to give even greater leverage

| Item # | Dia. (in.) | Length (in.) |
|--------|------------|--------------|
| KL3245 | 3/4 | 30 |
| KL3247 | 3/4 | 24 |
| KL3248 | 7/8 | 30 |

Straight Chisel End

| | | |
|--------|-----|----|
| KL3241 | 3/4 | 30 |
|--------|-----|----|

KLEIN TOOLS

Connecting Bars Hex



- Provides extra leverage when positioning steel members and aligning bolt holes
- Forged fit-up bar is pointed on one end

| Item # | Hex Dia. (in) | Length (in) |
|--------|---------------|-------------|
|--------|---------------|-------------|

Chisel-End at 15° angle

| | | |
|--------|-----|----|
| KL3242 | 3/4 | 30 |
| KL3244 | 3/4 | 24 |

Straight Chisel-End

| | | |
|--------|-----|----|
| KL3240 | 3/4 | 30 |
|--------|-----|----|



KLEIN TOOLS Barrel-Type Drift Pins



- Machined from quality alloy steel
- Tapers are uniform and blend into body diameter
- Tough, forged steel will properly end-peen in use
- Heat-treated for strength
- Black finish for rust resistance

| Item # | Max Diameter (in.) | Point Diameter (in.) | Length (in.) |
|--------|--------------------------------|--------------------------------|-------------------------------|
| KL3260 | 1 ¹ / ₁₆ | 5 ⁹ / ₁₆ | 7 ¹ / ₂ |
| KL3261 | 1 ³ / ₁₆ | 7 ¹ / ₁₆ | 8 |
| KL3262 | 1 ⁵ / ₁₆ | 1 ¹ / ₂ | 8 |

KLEIN TOOLS

Broad-Head Bull Pins



- Forged, heat-treated bull pin increases efficiency by providing a larger striking surface
- Design of the head also reduces chance of pin slipping from the hand when aligning holes
- Angled head and smooth blending of radii increase strength and reduce the danger of chipping
- Below the head, squared-off shoulders have been forged to provide a surface for applying wrench to loosen wedged bull pins
- Black finish

| Item # | Top Diameter (in.) | Point Diameter (in.) | Length (in.) |
|--------|--------------------------------|--------------------------------|--------------|
| KL3255 | 1 ¹ / ₄ | 5 ⁹ / ₁₆ | 13 |
| KL3256 | 1 ¹ / ₁₆ | 1 ¹ / ₄ | 10 |



STANLEY INDUSTRIAL TOOLS

Wallboard Saw



- Designed especially for making cuts in plasterboard
- Self-starting point sharpened for plunge cuts
- 6" pointed blade

Item #

ST15-206

STANLEY INDUSTRIAL TOOLS

Jab Saw

Fat Max™



- Cuts on both the push and pull stroke
- Sharpened tip punches easily through drywall
- Slip-resistant handle
- 6" tempered blade

Item #

ST20-556

STANLEY INDUSTRIAL TOOLS

Hand Saw

FatMax®



- SharpTooth™ Saw Technology uses three cutting surfaces to cut 50% faster
- Induction-hardened teeth stay sharp up to five times longer than standard teeth
- Back of saw can be used to mark 45° and 90° angles
- 15" x 9 pt. blade

Item #

ST20-045

STANLEY INDUSTRIAL TOOLS

Hand Saw

SharpTooth™



- Multi-purpose saw for a high-quality finish
- For use on laminate, plastic pipe, and all wood types
- SharpTooth™ saw technology uses three cutting surfaces to cut 50% faster
- 26" x 12 pt. blade

Item #

ST20-065

STANLEY INDUSTRIAL TOOLS

Chisel Set

FatMax®



- 3 pc. set with 1/2", 3/4" and 1" widths, 9" long
- Hardened, tempered high-chrome carbon alloy steel blade for edge retention

Item #

ST16-970

STANLEY INDUSTRIAL TOOLS

Wood Chisels

FatMax®



- Hardened, tempered high-chrome carbon alloy steel blade for edge retention
- Overall Length: 9"

| Item # | Size (in.) |
|----------|-------------------------------|
| ST16-975 | 1 ¹ / ₂ |
| ST16-977 | 3 ⁴ / ₄ |
| ST16-978 | 1 |

STANLEY INDUSTRIAL TOOLS

Plumb Bob



- Polished-lacquer, solid-brass construction is durable and rust resistant
- Replaceable, hardened steel tip is long-lasting
- Screw top simplifies attaching string to center of plumb
- 8 oz. with extra tip

Item #

ST47-973



DBI/SALA

Construction Style Harness

ExoFit NEX™

- Duo-Lok™...lightweight, one-handed use w/memory-fit
- Revolver™...simple and fast adjustment that locks into position
- Tech-Lite™ Aluminum d-rings:...lightweight alloy adds to comfort
- Repel Technology Webbing...provides up to 5 times more abrasion resistance and water repellency
- Integrated Trauma Straps
- Reflective material provides better visibility
- Impact indicator stitches
- Breakaway lanyard keepers
- Sewn-in hip pad / belt for comfort during a long work day
- Max capacity of 420lbs (including weight of person(s) and gear)



| Item # | Size |
|-----------|--------|
| DI1113121 | Small |
| DI1113124 | Medium |
| DI1113127 | Large |

DBI/SALA

Arc Flash Harness

Exo Fit NEX™

- Tested to perform in accordance with the ASTM F887-11 arc flash standard for personal climbing equipment
- Arc flash hybrid padding keeps user comfortable and safe in arc flash and hot work environments
- Flame resistant webbing with Nomex® exterior and Kevlar® core Revolver™ torso adjusters are simple and fast to adjust and lock into place keeping their adjustment
- Duo-Lok™ quick connect buckles are made of lightweight aluminum and lock web into place to prevent slippage
- PVC coated Tech-Lite™ aluminum D-rings are non- conductive and extremely lightweight
- Arc flash rated trauma straps come standard on all ExoFit NEX™ arc flash harnesses
- Integrated leather insulators built-in behind buckles to prevent metal contact with the body
- Built-in carrying pocket, reflective material and molded lanyard keepers give versatility and added safety to get the job done
- Back D-ring

Standards:

- ANSI Z359.1
- ASTM F887-11 (Arc Flash Standard)
- OSHA
- ANSI Z359.3 (on applicable models)
- ANSI Z359.4 (on applicable models)
- ANZI A10.32-2004 (on applicable models)
- CSA 259.10 (Classes differ by model)

| Item # | Size |
|-----------|---------|
| DI1113335 | Small |
| DI1113336 | Medium |
| DI1113337 | Large |
| DI1113338 | X Large |



DBI/SALA

Tower Climbing Harnesses

ExoFit NEX™

- Duo-Lok™: Lightweight one-handed use w/memory-fit
- Revolver™: Simple and fast adjustment that locks into position
- Tech-Lite™ Aluminum d-rings: Lightweight alloy adds to comfort
- Repel Technology Webbing: Provides up to 5 times more abrasion resistance and water repellency
- Integrated Trauma Straps
- Reflective material: Provides better visibility
- Impact Indicator Stitches
- Breakaway lanyard keepers
- Max Capacity 420lbs
- Meets or exceeds all applicable industry standards including OSHA and ANSI including the stringent ANSI Z359



| Item # | Size |
|-----------|--------|
| DI1113190 | Small |
| DI1113191 | Medium |
| DI1113192 | Large |

DBI/SALA

Arc Flash Positioning Harness

Exo Fit NEX™

- Tested to perform in accordance with the ASTM F887-11 arc flash standard for personal climbing equipment
- Arc flash hybrid padding keeps user comfortable and safe in arc flash and hot work environments
- Flame resistant webbing with Nomex® exterior and Kevlar® core Revolver™ torso adjusters are simple and fast to adjust and lock into place keeping their adjustment
- Duo-Lok™ quick connect buckles are made of lightweight aluminum and lock web into place to prevent slippage
- PVC coated Tech-Lite™ aluminum D-rings are non- conductive and extremely lightweight
- Arc flash rated trauma straps come standard on all ExoFit NEX™ arc flash harnesses
- Integrated leather insulators built-in behind buckles to prevent metal contact with the body
- Built-in carrying pocket, reflective material and molded lanyard keepers give versatility and added safety to get the job done.
- Back and side D-rings

Standards:

- ANSI Z359.1
- ASTM F887-11 (Arc Flash Standard)
- OSHA
- ANSI Z359.3 (on applicable models)
- ANSI Z359.4 (on applicable models)
- ANZI A10.32-2004 (on applicable models)
- CSA 259.10 (Classes differ by model)

| Item # | Part # | Size |
|-----------|---------|---------|
| DI1103070 | 1103070 | Small |
| DI1103071 | 1103071 | Medium |
| DI1103072 | 1103072 | Large |
| DI1103073 | 1103073 | X Large |





DBI/SALA

Tower Climbing Harness

ExoFit™

- ExoFit™ tower climbing vest-style full body harness with front, back and side D-rings, belt with sewn-in back pad, removable seat sling and quick-connect buckle leg straps
- The ExoFit™ design is based on the concept of a single piece of material constructed in the shape of an "X" that wraps around you for the ultimate in no-tangle donning and comfortable security
- The materials are soft and lightweight, yet extremely durable; the shoulder, hip and leg padding is built-in so it can't slip; with breathable 3-D mesh lining



| Item # | Size |
|-----------|-------|
| DI1108652 | Large |

DBI/SALA

Arc Flash Construction Harness

Exo Fit NEX™

- Tested to perform in accordance with the ASTM F887-11 arc flash standard for personal climbing equipment
- Arc flash hybrid padding keeps user comfortable and safe in arc flash and hot work environments
- Flame resistant webbing with Nomex® exterior and Kevlar® core Revolver™ torso adjusters are simple and fast to adjust and lock into place keeping their adjustment
- Duo-Lok™ quick connect buckles are made of lightweight aluminum and lock web into place to prevent slippage
- PVC coated Tech-Lite™ aluminum D-rings are non- conductive and extremely lightweight
- Arc flash rated trauma straps come standard on all ExoFit NEX™ arc flash harnesses
- Integrated leather insulators built-in behind buckles to prevent metal contact with the body
- Built-in carrying pocket, reflective material and molded lanyard keepers give versatility and added safety to get the job done
- Back and side D-rings



Standards:

- ANSI Z359.1
- ASTM F887-11 (Arc Flash Standard)
- OSHA
- ANSI Z359.3 (on applicable models)
- ANSI Z359.4 (on applicable models)
- ANZI A10.32-2004 (on applicable models)
- CSA 259.10 (Classes differ by model)

| Item # | Size |
|-----------|---------|
| DI1113315 | Small |
| DI1113316 | Medium |
| DI1113317 | Large |
| DI1113318 | X Large |

DBI/SALA

Arc Flash Construction Harness

Exo Fit NEX™

- Tested to perform in accordance with the ASTM F887-11 arc flash standard for personal climbing equipment
- Arc flash hybrid padding keeps user comfortable and safe in arc flash and hot work environments
- Flame resistant webbing with Nomex® exterior and Kevlar® core Revolver™ torso adjusters are simple and fast to adjust and lock into place keeping their adjustment
- Duo-Lok™ quick connect buckles are made of lightweight aluminum and lock web into place to prevent slippage
- PVC coated Tech-Lite™ aluminum D-rings are non- conductive and extremely lightweight
- Arc flash rated trauma straps come standard on all ExoFit NEX™ arc flash harnesses
- Integrated leather insulators built-in behind buckles to prevent metal contact with the body
- Built-in carrying pocket, reflective material and molded lanyard keepers give versatility and added safety to get the job done
- Dorsal web loop, front rescue loop, side D-rings



Standards:

- ANSI Z359.1
- ASTM F887-11 (Arc Flash Standard)
- OSHA
- ANSI Z359.3 (on applicable models)
- ANSI Z359.4 (on applicable models)
- ANZI A10.32-2004 (on applicable models)
- CSA 259.10 (Classes differ by model)

| Item # | Size |
|-----------|---------|
| DI1113320 | Small |
| DI1113321 | Medium |
| DI1113322 | Large |
| DI1113323 | X Large |

DBI/SALA

Construction Vest Style Harness

ExoFit™

- The ExoFit™ design is based on the concept of a single piece of material constructed in the shape of an "X" that wraps around you for the ultimate in no-tangle donning and comfortable security
- With back D-rings, sewn-in back pad and belt with side D-rings, quick-connect buckles



| Item # | Size |
|-----------|-------------|
| DI1108500 | Small |
| DI1108501 | Medium |
| DI1108502 | Large |
| DI1108507 | Extra Large |

Edge can help you find
the harness you need.
Ask your sales rep.



DBI/SALA
**Rope Access
And Rescue Harness**
ExoFit NEX™



The ExoFit NEX™ Rope Access and Rescue Harnesses incorporate the most advanced technologies in the industry. These multi-use harnesses are ideal for the professional performing rescue and emergency services, industrial rope access and rigging, wind energy and tower maintenance—as well as for arborist activities. The harnesses combine specialized designs, components and hardware to optimize rope rescue and industrial rope access work.

- Lightweight, moisture wicking and breathable padding won't move or slip, always keeping the worker comfortable
- **TECH-LITE™ FULL-SIZE ALUMINUM D-RINGS:** Extremely lightweight alloy commonly used in military and aerospace offers a higher level of comfort and security
- **DUO-LOK™ QUICK-CONNECT BUCKLE:** Lightweight one-handed use with memory-fit web-lock ensures fast, non-slipping connections
- **LIGHTWEIGHT LEG PADDING:** Ergonomically designed leg pads provide greater comfort for longer use
- **ULTRA-SOFT EDGING:** Soft-Feel edging eliminates chafing and improves comfort
- **MOLDED LANYARD KEEPERS:** Easy holstered snap hooks will break away to avoid trip hazard
- **REFLECTIVE MATERIAL:** On front and back—provides greater visibility of the worker in dark or dangerous environments. (Black-out model also available)
- **FRONT ATTACHMENT POINT:** Versatile D-ring location is ideal for descent, rescue or work positioning tasks
- **REPEL™ WEBBING:** Water repellent to reduce attraction of mold and dirt—also up to five times more abrasion-resistant for longer life
- **ERGONOMIC BODY BELT AND PAD:** Provides greater comfort and work positioning options for extended periods of use
- **SUPERIOR X-DESIGN:** Unique X construction wraps around the user for the ultimate in comfort, security and no-tangle donning
- **EQUIPMENT LOOPS:** Three equipment loops with protective sheathing provide easy access to extra tools and gear
- **NFPA CERTIFIED:** Certified to NFPA 1983 Class III, and meets OSHA, ANSI Z359.1 and CSA 259.10 for complete peace of mind

| Item # | Size |
|-----------|--------|
| DI1113345 | Small |
| DI1113346 | Medium |
| DI1113347 | Large |

See us for all
of your fall protection
needs.

DBI/SALA
Vest-Style Harness
ExoFit™



- Cushioned shoulder pads keep the pressure off all the time; in a fall, they absorb shock and help distribute your weight, they are built-in so they can't slip or slide off your shoulder
- Strap keepers prevent dangerous entanglements
- Soft, light-weight webbing is strong without feeling stiff or coarse; the straps are easy to adjust and always hold their adjustment
- **Aerospace™ Dri-lex®** lining immediately draws moisture away
- Three quick-connect buckles offer one-handed operation and smooth adjustment
- Torso buckles adjust easily, yet hold straps firmly in place and complete the 5-point adjustment system
- The cushioned leg and hip straps and soft seat strap offer comfort and additional security during a fall
- Anti-tear, abrasion-resistant ballistic nylon for rugged strength and durability
- Back D-ring of forged alloy steel (5,000 lbs. minimum tensile strength)
- Black D-ring, loops for belt, quick connect buckles

| Item # | Size |
|-----------|--------|
| DI1107976 | Medium |
| DI1107977 | Large |
| DI1107981 | XLarge |

DBI/SALA
Vest Style Harness
Delta No-Tangle™



- Delta No-Tangle™ design for added comfort and easy donning
- Spring loaded stand-up back D-ring ensures fast, easy, and safe connections
- Adjustable non-slip chest strap with easy to use pass-thru buckle
- Parachute buckles on lower shoulder straps for quick and easy adjustment
- Tongue buckle leg straps for fast & easy donning
- Polyester webbing construction for added durability
- Plated hardware for corrosion resistance
- The 1102008 is the same except includes side D-rings

| Item # | Size |
|-----------|-----------|
| DI1101252 | XLarge |
| DI1102000 | Universal |
| DI1102008 | Universal |

DBI/SALA
Construction Cross-Over Harness
Delta No-Tangle™



- With added back support and tool-carrying options
- Pass-thru buckle leg straps
- Adjustable front D-ring
- Back D-ring
- Body belt with foam back pad and side D-rings
- Application: Fall arrest (FA), work positioning (WP), restraint (RT)

| Item # | Size | Waist Measurement (in.) |
|-----------|---------|-------------------------|
| DI1101810 | Medium | 36 - 44 |
| DI1101811 | Large | 40 - 48 |
| DI1101812 | X Large | 44 - 52 |



DBI/SALA
**Cross-Over Style
Harness**
Delta No-Tangle™

Durable harness, constructed of polyester webbing, is designed to restrain the worker in the event of a fall. Complete with front and side D-rings for ladder climbing and positioning and a back D-ring for fall protection. Delta "no tangle" back pad helps harness keep its shape and makes it easier to put on and adjust.



Other features include:

- Parachute adjuster buckle on upper shoulder strap
 - Pass thru adjuster buckles on lower shoulder and leg straps
- *The 1102010 is the same as the 1103270 except no side D-rings.

| Item # | Desc. | Size |
|-----------|----------|-----------|
| DI1103270 | 4 D-Ring | Universal |
| DI1102010 | 2 D-Ring | Universal |

DBI/SALA
Vest Style Harness
Delta No-Tangle™

- Polyester webbing resists abrasion and UV and chemical degradation
- Web keepers at all adjustment points hold extra webbing so it is tucked away and out of your way
- Seat slings provide both comfort and even distribution of fall arrest forces
- Adjustable non-slip chest strap moves when you want it to; stays put when it should. Metal pass-thru buckle delivers added strength and safety
- Built-in loops for a body belt allow you to customize the harness with your own belt and the harness will support it
- Cadmium-plated forged alloy steel hardware precisely engineered for maximum strength, durability and reliability. 5000 lbs. tensile strength



| Item # | Size |
|-----------|-----------|
| DI1102001 | Universal |

DBI/SALA
Construction Vest Style Harness
Delta No-Tangle™

- Added back support and tool-carrying options
- Pass-thru buckle leg straps
- Back and without side D-rings
- Belt loops



| Item # | Size |
|-----------|-----------|
| DI1103513 | Universal |

DBI/SALA
Vest Style Harness
Delta No-Tangle™

- Polyester webbing resists abrasion and UV and chemical degradation
- Compare our stitching and precise stitch patterns to anyone else; we sew in strength you can trust
- Web keepers at all adjustment points hold extra webbing so it is tucked away and out of your way
- Seat slings provide both comfort and even distribution of fall arrest forces
- Adjustable non-slip chest strap moves when you want it to; stays put when it should
- Metal pass-thru buckle delivers added strength and safety
- Built-in loops for a body belt allow you to customize the harness with your own belt and the harness will support it
- Add tools and pouches-enjoy the back support
- Cadmium-plated forged alloy steel hardware precisely engineered for maximum strength, durability and reliability
- 5000 lbs. tensile strength
- Parachute buckle leg straps
- Back and side D-rings



| Item # | Size |
|-----------|-----------|
| DI1102009 | Universal |

DBI/SALA
Construction Vest Style Harness
Delta No-Tangle™

- Added back support and tool-carrying options
- Pass-thru buckle leg straps
- Back D-ring
- Body belt with foam back pad and side D-rings



| Item # | Size |
|-----------|-------|
| DI1101643 | Large |

DBI/SALA
Construction Vest Style Harness
Delta No-Tangle™

- Added back support and tool-carrying options
- Tongue buckle leg straps
- Back D-ring
- Body belt with side D-rings
- Sewn-in back pad
- Sewn-in shoulder pads



| Item # | Size |
|-----------|---------|
| DI1101654 | Medium |
| DI1101655 | Large |
| DI1101656 | X-Large |



DBI/SALA
Vest Style Harness
Delta No-Tangle™

- With adjustable non-slip chest straps designed for comfort and stability
- Back D-ring
- Tongue buckle leg straps
- Shoulder retrieval D-rings
- Parachute buckles on lower shoulder straps
- Application: Fall arrest (FA), restraint (RT), rescue (RC)



| Item # | Size |
|-----------|-----------|
| DI1101254 | Universal |

DBI/SALA
Vest Style Harness
Delta No-Tangle™

- Dorsal web loop
- Use with web loop lanyards for ultimate safety
- Reduced weight and electrical conductivity
- Pass-thru buckle leg straps
- Non-conductive/non-sparking PVC coated hardware



| Item # | Size |
|-----------|-----------|
| DI1104730 | Universal |

DBI/SALA
Hi-Vis Work Vest Harness
Delta No-Tangle™

- Hi-vis work vest harness - reflective/orange
- Back D-ring, tongue buckle legs



| Item # | Size |
|-----------|-----------|
| DI1107404 | Universal |

DBI/SALA
Shock Absorbing Lanyard
Shock Absorbing ShockWave2™

- Expands to 6 ft. and contracts to 4-1/2 ft. in reaction to your movements
- Reduces trip fall hazards, dragging and snagging for complete freedom of movement
- With aluminum hook (2-1/4 in. opening) at both ends
- Abrasion resistant tubular webbing for durability and longevity
- Impact indicator allows user to visually inspect unit for a fall
- 6 ft. in length
- Limits arresting forces to 900 lbs. or less



| Item # |
|-----------|
| DI1244306 |

DBI/SALA
Shock Absorbing Lanyards
Shock Absorbing ShockWave2™

- Polyester webbing with tensile strength from 5,750 to 9800 lbs. won't give out, even when you do
- At 5 to 7 stitches per inch, lanyards are sewn tough for rough action
- Our patented, user-friendly self-locking snap hooks open and connect without thumbs or fingers getting in the way
- Expands to 6 ft. and contracts to 4-1/2 ft.
- Abrasion resistant tubular webbing
- Self-locking snap hooks at ends
- Impact indicator
- With 2007153 aluminum hook (2-1/4" opening) at one end



| Item # |
|-----------|
| DI1224311 |

DBI/SALA
Shock Absorbing Lanyard
Shock Absorbing, 100% Tie-off ShockWave2™

- Expands to 6 ft. and contracts to 4-1/2 ft. in reaction to your movements
- Reduces trip fall hazards, dragging and snagging for complete freedom of movement
- Twin-leg 100% tie-off style helps you remain connected at all times
- Abrasion resistant tubular webbing for durability and longevity
- Impact indicator allows user to visually inspect unit for a fall
- 6 ft. in length
- Limits arresting forces to 900 lbs. or less



| Item # | Desc. |
|-----------|---|
| DI1244406 | 3 std. hooks, 3600 lb. gates |
| DI1244409 | 1 std./2 aluminum rebar hooks, 3600 lb. gates |

DBI/SALA
Safety Lanyards

Tie-Back, Shock Absorbing EZ-Stop™ II

- Tie-back design eliminates the need for a separate anchorage connector
- 1" polyester webbing with abrasion resistant tubular wear layer webbing for added durability and longevity
- Easy to use self locking snap hooks at both ends
- Floating D-ring provides adjustable tie-back point so lanyard can be choked off to itself
- Soft cover shock absorber for added worker comfort
- Length: 6 ft.
- Limits arresting forces to 900 lbs. or less



| Item # |
|-----------|
| DI1221206 |



DBI/SALA
Safety Lanyards
Retractable, Shock Absorbing
EZ-Stop® Retrax™



- Stays close to the body, reducing trip falls, dragging and snagging
- Unique spring technology retracts and expands from 2-1/2 to 6 feet for complete freedom of movement
- Compact, lightweight device weighs only 2 lbs.
- Smooth retraction with no irritating lock-ups enhances ease-of-use and productivity
- Easy to use self locking snap hooks at both ends
- Limits arresting forces to 900 lbs. or less

| Item # | Desc. | Gate Opening (in.) |
|-----------|---|--------------------|
| DI1221460 | with self locking snap hooks at both ends | NA |
| DI1221462 | w/2007153 aluminum hook at one end | 2 1/4 |

DBI/SALA
Safety Lanyards
Shock Absorbing
EZ-Stop™



INDUSTRY'S FIRST modular lanyard, reduces overall cost of ownership

- Components can be replaced individually rather than purchasing entire new unit
- Components can be changed in the field to accommodate various tasks
- Lightest, strongest, smallest shock absorber in the world
- Repel™ webbing repels water to reduce the attraction of mold and dirt providing added abrasion resistance
- 6 ft. in length

| Item # |
|-----------|
| DI1246011 |

DBI/SALA
Safety Lanyards
Shock Absorbing, Tie-Back
EZ-Stop™



INDUSTRY'S FIRST modular lanyard, reduces overall cost of ownership

- Single-leg floating D-ring for tie-back and snap hooks at ends
- Components can be replaced individually rather than purchasing entire new unit
- Components can be changed in the field to accommodate various tasks
- Lightest, strongest, smallest shock absorber in the world
- Repel™ webbing repels water to reduce the attraction of mold and dirt providing added abrasion resistance
- 6 ft. in length

| Item # |
|-----------|
| DI1246085 |

DBI/SALA
Shock Absorbing Lanyards

Shock Absorbing, 100% Tie-off
EZ-Stop® II



- Utilizes a tearing action when subjected to fall arrest forces, keeping the arresting forces under 900 lbs.
 - Soft cover
 - 1" polyester web
 - Twin-leg 100% tie-off type
 - Self-locking snap hook at center, 2007153 aluminum hooks (2-1/4" opening) at leg ends
 - 6 ft. long
- 1240406: With self-locking snap hooks at all ends

| Item # |
|-----------|
| DI1220416 |
| DI1240406 |

DBI/SALA
Shock Absorbing Lanyards
Shock Absorbing
EZ-Stop® II



- Utilizes a tearing action when subjected to fall arrest forces, keeping the arresting forces under 900 lbs.
- 1" web, self locking snap hooks x 3 ft.

| Item # |
|-----------|
| DI1240007 |

DBI/SALA
Shock Absorbing Lanyards
Shock Absorbing
EZ-Stop® II



- 1" polyester web and self locking snap hooks at each end, 6 ft. in length

| Item # |
|-----------|
| DI1220256 |

DBI/SALA
Positioning and Restraint Lanyard
Chain Rebar Assembly



- Use positioning and restraint lanyards while rebar tying or construction of wall-forms
- Should only be used in applications that limit the free fall to two feet or less
- Twist link chain rebar lanyard
- Self-locking snap hooks on leg ends

| Item # | Desc. |
|-----------|---|
| DI5920050 | swivel flat steel hook 2 1/2" opening gate 20 1/2" long |
| DI5900051 | swivel aluminum hook 2 1/4" gate opening 22" long |



DBI/SALA
**Positioning and Restraint
Lanyard
Wall-Form Assembly**

- Should only be used in applications that limit the free fall to two feet or less
- Twist link chain fits most wedge bolt slots or holes on wall forms
- Self-locking snap hooks at leg ends
- 1/4" tapered wall-form hook nose
- 3600 lb. gates
- 16" long



Item #

DI5904350

DBI/SALA
**Self-Retracting Lifeline
Ultra-Lok®**

- Comes with a durable glass-filled polyurethane housing, a 3/16" wire rope lifeline and aluminum side plates for maximum durability and minimum weight
- For added security has an anti-ratcheting twin disc brake system with an audio indicator to let you know it is functioning properly
- 30 ft. of 3/16" galvanized steel wire rope, self locking swivel hook with impact indicator
- Stainless steel working components for corrosion resistance
- Reserve lifeline retention system for added safety
- Swiveling anchorage loop to prevent twisting of lifeline



Item #

DI3504430

DBI/SALA
**Self-Retracting Lifelines
Cable
Ultra-Lok®**

- View the impact indicator, located on the snap hook (for quick and easy inspection), to see if the unit has been impact loaded
- For ease of use and worker acceptance, our SRLs are the lightest in the industry at 9 lbs.
- Heavy-duty main spring maintains its exact retraction for the life of the product
- Corrosion-resistant stainless steel working components
- Reserve lifeline retention system
- 3/16" galvanized steel wire rope
- Self-locking swivel snap hook with impact indicator
- Swiveling anchorage loop to prevent twisting of lifeline



| Item # | Length (ft.) |
|-----------|--------------|
| DI3504433 | 20 |
| DI3504450 | 50 |

DBI/SALA

**Self-Retracting Safety Lifelines
Web
Talon™**

- Engineered for reliable protection that locks when it should; won't lock when it shouldn't
- Self-retracting, all metal braking system for durability
- Self-locking hook with impact indicator
- Swiveling anchorage loop to prevent lifeline twisting
- 1" nylon webbing



| Item # | Length (ft.) | Desc. |
|-----------|--------------|--------------------|
| DI3101000 | 8 | Standard Snap Hook |
| DI3101051 | 16 | Swivel Snap Hook |

DBI/SALA

**Web Self-Retracting Lifelines
11' Web**

- Rugged, heavy-duty (yet lightweight) cast aluminum housing
- Anti-ratcheting twin disc brake
- Reserve lifeline retention system
- 1" wide nylon webbing lifeline
- Self-locking swivel snap hook with impact indicator
- 11 ft. long



Item #

DI3103031

DBI/SALA
**Self-Retracting
Lifelines
NANO-LOK™**

- Can be used in place of lanyards and can be directly attached to any harness, reducing fall clearances
- The Nano-Lok SRL's are 15 percent lighter and 30 percent smaller than competing products, making them the most compact and lightweight self retracting lifelines on the market
- Able to protect workers up to 420 lbs.
- The SRL technology retains tension on the lifeline at all times, keeping it out of the worker's way and reducing dragging, snagging and trip falls
- Automatic activating arrester locks quickly to stop falls within inches, reducing free fall distance and providing more protection at lower heights
- Features a unique six-foot web lifeline for added strength
- Contact Edge for different configurations



| Item # | Description |
|-----------|--|
| DI3101215 | Single Leg Self Retracting Lifeline with Steel Carabiner anchorage connection and steel snap hook lifeline end |
| DI3101227 | Single Leg Self Retracting Lifeline with Quick Connector anchorage connection and aluminum rebar hook |
| DI3101279 | Twin Leg Self Retracting Lifeline with Quick Connector anchorage connection and two steel snap hooks |
| DI3101287 | Twin Leg Self Retracting Lifeline with Quick Connector - Fixed anchorage connection and two steel snap hooks |



PROTECTA
Self Retracting Lifeline
33' Cable
Rebel™

33' Self Retracting Lifeline with 5mm Galvanized Cable, Thermoplastic Housing and Carabiner.

- Ensures falls are stopped within a few inches, making Rebel™ SRL's safer than traditional lanyards
- Incorporates rugged aluminum or thermoplastic housing and stainless steel working components that can withstand rough use
- Unique speed sensing brake keeps forces to a minimum, and reduces clearance requirements. With a 420 lb. capacity (190kg), the worker is provided added versatility and tool carrying options

Ask Edge about other cable length options
Features:

- Stainless steel or galvanized cable options available
- 2-year warranty on parts and workmanship, plus no annual re-certification is required
- Meets all applicable industry standards including OSHA and ANSI Z359.1

Item #
DI3590500



DBI/SALA
Rope Lifeline Assemblies

- 5/8" polyester/polypropylene blend rope
- Self-locking snap hook at one end
- Taped at other end

| Item # | Length (ft.) |
|-----------|--------------|
| DI1202754 | 30 |
| DI1202794 | 50 |
| DI1202821 | 75 |
| DI1202844 | 100 |
| DI1202879 | 150 |
| DI1202900 | 200 |



DBI/SALA
Rope Grabs

- Mobile type, automatically follows worker providing maximum freedom of movement
- Fits 5/8" diameter rope lifeline
- Use with 3 ft. EZ Stop® II shock absorbing lanyard 1240007
- They can be installed or removed at any point on the lifeline

Item #
DI5000335



DBI/SALA
Rope Grabs
PRO™

- For 5/8" polyester/polypropylene lifelines
- Hands-free operation automatically follows the user for maximum freedom of movement
- Attach or remove anywhere along the lifeline for greater flexibility
- Inertia and Cam Locking Systems provides fall protection even in "panic grip" situations
- Gravity latch reduces the chance of installing the unit upside down

Item #
DI5000003



DBI/SALA
Horizontal Lifelines
Sayline™

- Lightweight and easy to install, and they are also extremely portable
- Easily installed with no special tools or equipment
- Rope lifeline assembly with tensioner
- Two tie-off adapters
- Carrying/storage bag

| Item # | Length (ft.) |
|-----------|--------------|
| DI7600506 | 60 |
| DI7600510 | 100 |



DBI/SALA
Roofers Fall Protection Kit With Horizontal Lifeline System
Sayline™

- Enables two roofers to work an entire roof safely and hassle-free, with complete freedom of movement
- Installs in minutes, with no special tools or equipment
- Complete system including anchors are reusable & ready for relocation or storage; new nails are required for each installation
- Will adjust to fit virtually all flat or sloped wood roofs, eliminating the need for numerous systems. With a built-in tensioner, shrink down the system for compact areas or expand for larger ones
- Includes: Two-person 50-ft. Sayline™ HLL System with two 1103513 harnesses, two 1202794 50-ft. lifelines, two 5901583 counterweights, two 1224005 rope adjusters with shock absorbing lanyards, two 2103673 reusable roof anchors, & carrying bag

Item #
DI7611907



Everything you need,
all in one place.



DBI/SALA
Horizontal Lifelines
EZ-Line™

- Retractable lifeline is simply pulled out for installation and retracted with built-in winch for dismantle
- Customize you system length in any increment up to 60'
- Built-in tension and impact indicators take the guess work out of set up and service
- Attaches to any 5000 lb. rated anchorage connector or stanchion for added versatility
- Provides hands free horizontal mobility and protection for 2 users per span, up to 6 users per system
- Meets OSHA, CSA, and EN795 Class C requirements



Item #
DI7605060

DBI/SALA
Roof Anchors
Permanent

- Simply install by clamping onto joist, rafter, etc. (roof member)
- Complete with integral D-ring anchorage point
- Weather tight cap protects the anchor from corrosion by sealing it from the environment
- Complete with thermoplastic flashing to prevent water leakage through the roof
- 5,000 lb. Minimum breaking strength



| Item # | Fits |
|-----------|--------------|
| DI2103670 | 2x8 |
| DI2103671 | 2x10 to 2x12 |

DBI/SALA
Roof Anchors
Reusable

- Nail into the sheathing and joist, rafter, etc. (roof member)
- Steel construction
- Includes 20 16D nails for single use
- 3 lbs. total weight
- Complete with cadmium plated forged alloy steel D-ring
- 5,000 lb. Minimum breaking strength



Item #
DI2103676

DBI/SALA
Roof Anchor
Reusable

- Chain and O-ring
- 25" long
- Nail or screw into place



Item #
DI2103673

DBI/SALA
Roof Anchors
Disposable

- Quickly installed by first bending the anchor into shape and conforming it to the roof; then simply nail it into place through sheathing and truss on the roof or peak using ten 16d nails
- Material: Zinc plated steel
- Capacity: 310 lbs.
- Breaking Strength: 1,800 lbs. - rated for fall arrest



Item #
DI2103680

DBI/SALA
D-Ring Anchorage
Plate

- Bolt or weld to structure
- Two 1/2" dia. attachment holes
- Plate size 1/4" x 2" x 4-1/4"
- Stainless steel plate, zinc plated D-ring



Item #
DI2101630

DBI/SALA
Sliding Beam Anchor
Glyder2™

- Provides complete horizontal mobility, tie-off overhead or at your feet (use with Force2 shock absorbing lanyard when used at your feet)
- Integrated ratcheting adjustment system provides quick and easy installation and removal
- Unique guarded locking mechanism protects the anchor from accidental disengagement
- Extremely lightweight at only 3.7 lbs., with a user capacity of 420 lbs. and a minimum breaking strength of 5,000 lbs.
- Replaceable synthetic wear pads
- Fits flange 3-1/2" to 14" wide and up to 1-1/4" thick



Item #
DI2104700



DBI/SALA
Tie-Off Adapters
Pass-Thru

- Pass-through design makes attaching to anchorage quick and easy
- 1-3/4" polyester strength member (5,000 lb. Min. tensile strength)
- 3" wide polyester wear pad
- Zinc plated steel hardware

| Item # | Length (ft.) |
|-----------|--------------|
| DI1003000 | 3 |
| DI1002004 | 4 |
| DI1003006 | 6 |



DBI/SALA
Anchorage Connectors
Scaffold Choker

- 1" x 17" long polyester web
- Fits 3" max. diameter structure
- Zinc plated hardware

| Item # |
|-----------|
| DI1201390 |



DBI/SALA
Steel Carabiners
Saflok®

- Self-closing/self-locking gate for increased safety and security
- Steel construction for durability
- User-friendly design for simple operation even while wearing gloves
- Rated gate of 3,600 lbs.
- Compatible with most connecting rings

| Item # | Gate Opening (in.) |
|-----------|--------------------|
| DI2000112 | 1 1/16 |
| DI2000113 | 1 3/16 |
| DI2000114 | 2 3/16 |



DBI/SALA
Trauma Strap

- Allows worker who is suspended to stand up in their harness to relieve pressure
- Continuous loop design allows for either one or two-foot suspension relief without pinching
- Can be attached to most harness brands/styles right in the field
- Extremely compact and lightweight design stays out of the worker's way
- Deployment and operation is foolproof, simply unzip, and hook straps together

| Item # |
|-----------|
| DI9501403 |



DBI/SALA
Confined Space Rescue

Retrieval Systems
Salalift® II Winch with Tripod

- Complete rescue system including tripod and Salalift® II winch
- Designed for durability and light weight, the UL classified 7' aluminum tripod is easy to set up and transport
- Rated working load is 350 lbs. for work support and 310 lbs. for fall arrest
- Designed for raising, lowering, work support or personnel rescue and features 60' of galvanized 1/4" steel cable
- Durable corrosion resistant construction featuring anodized aluminum side plates, zinc plated gears and shafts, stainless steel springs and aluminum drum for superior corrosion resistance



| Item # |
|-----------|
| DI8300040 |

DBI/SALA
Personnel Rescue Retrieval Systems

Winch with Tripod

- The rated working load is 310 lbs. for fall arrest; the sealed SRL winch is intended for personnel rescue, though it may also be used for some raising and lowering of equipment
- Assembly includes: Sealed SRL winch, cable as selected, mounting bracket, winch carrying bag and 9 ft. aluminum tripod
- Galvanized cable 3/16" x 50'



| Item # |
|-----------|
| DI8301020 |

DBI/SALA
Ladder Safety System
Lad-Saf®

- ASK ABOUT INSTALLATION
- Hands-Free Climbing And Protection: The Lad-Saf™ sleeve automatically follows the user, can be attached anywhere along the cable and locks in the event of a fall
- Tension Indicator: Integrated tension indicating bottom bracket takes the guesswork out of installation
- Customizable: Hundreds of different brackets, styles and configurations to suit almost any application
- Corrosion Resistant Construction: Galvanized and stainless steel construction stands up to harsh environments for added longevity
- Shock Absorbing Design: Integrated shock absorbing top bracket reduces forces imposed on ladder structure during fall
- Intermediate Cable Guides: Prevents cable wear against the ladder and permits the climber to bypass without disconnecting



| Item # |
|----------------|
| LAD-SAF SYSTEM |



DBI/SALA

Concrete Anchor And Bolts

- Forged D-ring
- For use with concrete or steel
- Mounts horizontally or vertically
- Net weight 4 lbs.
- Must be mounted according to manufacturer's instructions in order to qualify as approved anchorage point



Item #

DIAJ720A



PROTECTA

Roof Anchor Fall Protection Kits

- Protecta's easy-to-use, economical kits and anchorage components provide the perfect solution and meet the latest OSHA and ANSI standards
- Includes reusable roof anchor with 5-point harness, rope grab & 50' lifeline in plastic bucket



Item #

DI2199803



MILLER BY HONEYWELL

Vinyl-Coated Harness Revolution™

- Features a special vinyl coating on the webbing to protect against a variety of liquids that could compromise overall performance
- Unique rotary PivotLink™ connection design that provides greater comfort in bending/mobility
- Tongue buckle leg straps for easy donning and adjustment
- Two (2) pull-free lanyard rings
- Clip-on design web finials organize webbing after proper adjustment
- Integrated, self-contained label pack that safely encapsulates labels, minimizing damage and loss
- User-rated to 400 lbs



| Item # | Size | Description |
|-----------------|-----------|------------------------------------|
| MYRPC-TB/UGN | Universal | Harness With Back D-Ring |
| MYRPC-TB-BD/UGN | Universal | Harness With Back and Side D-Rings |

MILLER BY HONEYWELL

Harness

Revolution™

- Web Finials - Clip-on design safely organizes webbing after proper adjustment
- PivotLink™ Connection - Unique rotary design provides greater comfort in bending/mobility
- ErgoArmor™ Back Shield - Semi-flexible back shield minimizes impact from sharp/heavy snap hooks and self-retracting lifelines
- DualTech™ Webbing - Donning made easy with two-sided, contrasting color webbing and textures
- Cam Buckle - Easy, one-hand adjustment/release allows simultaneous adjustment of shoulder straps
- Self-Contained Label Pack - Integrated pack encapsulates labels minimizing damage and loss
- Integrated Accessory System - Modular attachment design provides connection points for belts/tools/accessories
- Rated to 400 lbs. capacity



| Item # | Size |
|------------------|-----------|
| MYRDT-QC/SM | Sm/Med |
| MYRDT-QC/U | Universal |
| MYRDT-QC/XXL | XXL/XXXL |
| MYRDT-QC-BDP/U | Universal |
| MYRDT-QC-BDP/XXL | XXL/XXXL |
| MYRDT-TB/U | Universal |

MILLER BY HONEYWELL

Arc-Rated Harness

Revolution™

- The webbing offers the durability and FR properties of Kevlar® on the outer side, with softer FR Nomex® on the inside of the webbing for greater comfort
- PivotLink™ design allows unmatched freedom of motion and comfort, while the unique Cam Buckles provide easy two-finger adjustment
- Leather insulators under all metal hardware offer additional protection for the worker
- The Kevlar web loop on the back pad allows for a "metal-less" connection when used with a Kevlar shock-absorbing lanyard with a choke-off loop
- All Miller Revolution Arc-Rated Harnesses have bright red binding on every pad, making them easily identifiable as an Arc-Rated product
- Quick-Connect Chest Buckles
- Cam Buckles
- ErgoArmor Back Shield
- Self-Contained Label Pack
- Web Finials
- Back D-Rings



| Item # | Size |
|----------------|-----------|
| MYRKNAR-QC/UBK | Universal |
| MYRKNAR-TB/UBK | Universal |



MILLER BY HONEYWELL
Tower Climbing Harness
Revolution™

- Designed to meet specific safety and functional needs for those required to climb towers
- Specially-designed harness suspension loops provide greater mobility as well as aid in work positioning
- Uniquely-designed, integrated accessory options allow a worker to customize tool pouches with easy snap-on/off technology
- Add or remove a fully-padded rigid seat in the field for greater flexibility and increased productivity
- Model numbers listed are for universal size. Harnesses are also available in small/medium and XXlarge, by replacing the "U" in the model number with "S/M" or "XXL"
- Note: For front D-ring vest-style option, add "FD" to the corresponding harness model number (Ex: RDTFDSL-QC/UBK)



| Item # | Size | Side D-Rings and Pad | Leg Strap Buckles | Removable Belt |
|--------|------|----------------------|-------------------|----------------|
|--------|------|----------------------|-------------------|----------------|

Harnesses with DualTech™ Webbing and Suspension Loops

| | | | | |
|--------------------|-----------|-----|---------------|-----|
| MYRDTSL-QC/UBK | Universal | No | Quick-Connect | No |
| MYRDTSL-TB/UBK | Universal | No | Tongue | No |
| MYRDTSL-QC-B/UBK | Universal | No | Quick-Connect | Yes |
| MYRDTSL-TB-B/UBK | Universal | No | Tongue | Yes |
| MYRDTSL-QC-DP/UBK | Universal | Yes | Quick-Connect | No |
| MYRDTSL-TB-DP/UBK | Universal | Yes | Tongue | No |
| MYRDTSL-QC-BDP/UBK | Universal | Yes | Quick-Connect | Yes |
| MYRDTSL-TB-BDP/UBK | Universal | Yes | Tongue | Yes |

Harnesses with Kevlar®/Nomex® Webbing and Suspension Loops

| | | | | |
|--------------------|-----------|-----|---------------|-----|
| MYRKNSL-QC/UBK | Universal | No | Quick-Connect | No |
| MYRKNSL-TB/UBK | Universal | No | Tongue | No |
| MYRKNSL-QC-B/UBK | Universal | No | Quick-Connect | Yes |
| MYRKNSL-TB-B/UBK | Universal | No | Tongue | Yes |
| MYRKNSL-QC-DP/UBK | Universal | Yes | Quick-Connect | No |
| MYRKNSL-TB-DP/UBK | Universal | Yes | Tongue | No |
| MYRKNSL-QC-BDP/UBK | Universal | Yes | Quick-Connect | Yes |
| MYRKNSL-TB-BDP/UBK | Universal | Yes | Tongue | Yes |

MILLER BY HONEYWELL
Harness Accessories
Connection Points
Revolution™


| Item # | Desc. |
|----------|---|
| MYRIA-C1 | Sliding Belt Accessory Connectors (3 pack) |
| MYRIA-C2 | Universal Accessory & Belt Attachment Clip (2 pack) |



MILLER BY HONEYWELL
Identification Kits
Revolution™

- Self-adhesive windows with write-in window
- 10 pack

| Item # | Desc. |
|----------|--------|
| MYRIA-BL | Blue |
| MYRIA-YL | Yellow |
| MYRIA-RD | Red |





MILLER BY HONEYWELL Harness Accessories Revolution™

The PivotLink Connection provides an attachment point for a multitude of accessories and individual tool pouches with an innovative design that accommodates



- Pouches, tool holders, cell phones, water bottles and more
- A tool belt that easily attaches and detaches – distributing weight across the hips and shoulders for a more comfortable fit and greater mobility
- Universal attachment clips that fit on your existing accessories or tool rig and easily attach/detach

| Item # | Desc. |
|-----------|--|
| MYRIA-T1 | Mini Cell Phone Holder w/Snap-On Connector |
| MYRIA-T2 | Regular Cell Phone/Jobsite Radio Holder, w/Snap-On Connector |
| MYRIA-T3 | Water Bottle Holder, 1 Qt. |
| MYRIA-T4 | Large Open Bolt & Bull Pin Bag w/Quick-Release Tool Snap |
| MYRIA-T5 | Medium Open Bolt & Bull Pin Bag |
| MYRIA-T6 | 2 Pocket Nail & Tool Pouch |
| MYRIA-T7 | Large Multi-Pouch Tool Bag w/2 Steel Hammer Loops |
| MYRIA-T8 | Padded Hammer Loop |
| MYRIA-T9 | Open End Pliers & Tool Holder |
| MYRIA-T10 | Zippered Cylindrical Utility Pouch |
| MYRIA-T11 | Leather Tool Pouch |

Pivot Link Connection Kits

| | |
|----------|---|
| MYRIA-K2 | Regular Cell Phone/Jobsite Radio Holder w/Snap-On Connector, Water Bottle Holder, Large Multi-Pouch Tool Bag w/2 Steel Hammer Loops |
| MYRIA-R2 | Belt w/Pad and PivotLink Attachments, 5 Accessory Connectors, Large Multi-Pouch Tool Bag w/2 Steel Hammer Loops, 2 Pocket Nail & Tool Pouch, Zippered Cylindrical Utility Pouch |
| MYRIA-R4 | Belt w/Pad and PivotLink Attachments, 5 Accessory Connectors, 2 Large Open Bolt & Bull Pin Bags, Padded Hammer Loop |

MILLER BY HONEYWELL Non-Stretch Harness

- Rated to 400 lbs. capacity
- Self-contained label pack encapsulates labels minimizing damage and loss; integrated and oversized pull-free lanyard rings
- Bright webbing colors are easily visible enhancing compliance and inspection
- Back D-ring



| Item # | Size |
|-----------|------|
| MY751L/XL | L/XL |

MILLER BY HONEYWELL Contractor Harness Non-Stretch 650CN Series



- Specifically designed for use in construction with the unique combination back D-ring pad/shoulder pads that minimize discomfort/stress around the neck and shoulders when using a tool belt
- All harnesses come equipped with a back D-ring and sub-pelvic strap
- Materials:
 - Webbing: 1 1/2" Polyester
 - Elastic Keepers: Polyester, Nylon, Lycra
 - Thread: 6 cord bonded 3 strand polyester thread
 - D-ring: Clear Chromate Finished Carbon Steel
- Hardware:
 - Brass Grommets
- All hardware meets ASTM (50) fifty-hour salt spray test requirements
- Max. Working Load: 400 lbs
- Meets OSHA 1910.66, 1926.502 (d), ANSI A10.32, Z359 -2007 and CSA Z259.10-06 specifications
- Note: For front D-ring vest-style option, add "FD" to the corresponding harness model number (Ex. 650CNFD-BP/UGN). Model numbers listed are for universal size. Harnesses are also available in small/medium and XXLarge, by replacing the "U" in the model number with "S/M" or "XXL" (Ex. 650CN-BP/XXLGN or 650CN-BP/S/MGN)

| Item # | Size | Side D-Rings |
|-----------------|-----------|--------------|
| MY650CN-BP/UGN | Universal | No |
| MY650CN-BDP/UGN | Universal | Yes |

MILLER BY HONEYWELL Non-Stretch Harness HP™



- Rated to 400 lbs. capacity
- Self-contained label pack encapsulates labels minimizing damage and loss; integrated and oversized pull-free lanyard rings
- Comfort-touch back D-ring pad is designed with woven, breathable material for cooler extended wear comfort; orients harness for quick tangle free donning
- Bright webbing make the harnesses readily visible and easy to inspect
- Polyester 1" webbing
- Side and back D-rings
- Pull-up adjustment style

| Item # | Size |
|-----------|-----------|
| MY650T-58 | Universal |

MILLER BY HONEYWELL Titan™ Non-Stretch Harness

- Rated to 400 lbs.
- Sliding back D-ring
- Two pull-free lanyard rings
- Non-stretch



| Item # |
|---------|
| MYT4007 |



MILLER BY HONEYWELL

Harness AirCore™

- Harnesses feature world-class breathable padding and specially-formulated elastomer webbing that stretches to maximize comfort, improve safety and increase productivity
- Materials:
 - Webbing (DuraFlex®): Polyester
 - Cam Buckle: Glass-filled Nylon, Aluminum, Stainless Steel
 - Elastic Keepers: Elastic
 - Thread: 6 cord bonded 3 strand or polyester thread. Minimum tensile of 42 lbs.
 - Grommets: Stainless Steel
 - Hardware: Clear Chromate Finished Carbon Steel
 - Back, Belt, Shoulder Pads: Nylon, Polyester, Polyurethane, Poly Pro
 - Back Mesh Shield: Polyester mesh
- All hardware meets ASTM (50) fifty-hour salt spray test requirements
- Max. Working Load: 400lbs
- Model numbers listed are for universal size. Harnesses are also available in small/medium and XXlarge by replacing the "U" in the model number with "S/M" or "2/3XL". To order a blue harness, simply replace the "GN" in the model number with "BL" (ex. AC-QC/UBL). All listed models include a back D-ring and sub-pelvic strap



| Item # | Side D-Rings | Leg Strap | Lumbar pad | Removable Belt |
|-----------------|--------------|---------------|------------|----------------|
| MYAC-QC/UGN | No | Quick-Connect | No | No |
| MYAC-TB/UGN | No | Tongue | No | No |
| MYAC-QC-D/UGN | Yes | Quick-Connect | No | No |
| MYAC-TB-D/UGN | Yes | Tongue | No | No |
| MYAC-QC-BDP/UGN | Yes | Quick-Connect | Yes | Yes |
| MYAC-TB-BDP/UGN | Yes | Tongue | Yes | Yes |

MILLER BY HONEYWELL

Duraflex Harness Python™

- Harness features cushioned tubular webbing in the shoulder straps to minimize possible discomfort around the neck and shoulders
- Stretchable DuraFlex webbing in the lower torso, providing greater flexibility, mobility and less fatigue
- Materials:
 - Webbing (DuraFlex): Polyester, Urethane Elastomer
 - Elastic Keepers: Polyester, Nylon, Lycra
 - Thread: 6 cord bonded 3 strand polyester thread.
 - D-ring: Clear Chromate Finished Carbon Steel
- All hardware meets ASTM (50) fifty-hour salt spray test requirements
- Max. Working Load: 400 lbs
- Meets OSHA 1910.66, 1926.502, ANSI A10.32, Z359.1 and CSA requirements



| Item # | Size | Side D-Rings | Leg Strap Buckles |
|---------------|-----------|--------------|-------------------|
| MYP950/UGN | Universal | No | Mating |
| MYP950-4/UGN | Universal | No | Tongue |
| MYP950-58/UGN | Universal | Yes | Mating |
| MYP950-7/UGN | Universal | Yes | Tongue |
| MYP950-77/UGN | Universal | Yes | Tongue |
| MYP950-78/UGN | Universal | Yes | Mating |

MILLER BY HONEYWELL

Fall Protection Kit Titan B-Compliant™

- Provides a complete fall protection solution for roofing applications
- Kit includes:
 - Lightweight, full-body harness with 3-point adjustment – mating buckle leg and chest straps – for easy adjustment and comfortable fit. Allows for quick donning and greater mobility, increasing productivity with less worker fatigue
 - Rope grab with permanently-attached, 3-ft. (.9 m) lanyard with shock absorber pack – in the event of a fall, the rope grab locks on to the rope reducing force on the worker
 - High-strength, 5/8-in. (16 mm) diameter, polypropylene blend rope lifeline with locking snap hook – enables quick attachment to roof anchor and provides UV as well as moisture resistance for increased product durability
 - Reusable stainless steel roof anchor bracket with plated D-ring – corrosion resistant for long service life on the job site
 - Waterproof storage container – convenient storage container that protects equipment when in storage for a longer service life



| Item # | Description |
|----------------|---|
| MYTRK2000/50FT | Compliant roof kit with 50-ft. lifeline |



MILLER BY HONEYWELL Stretchable Shock-Absorbing Lanyard Manyard II



- Features a unique stretchable design that offers greater maneuverability and safety for the user by contracting 6 ft. to 4 ft.
 - Greatly reduces the chances of tripping, snagging or dragging Webbing:
 - Safety Strap/Jacket: Green tubular polyester webbing
 - Shock-absorbing web core: polyester
 - 1" elastic
- Technical:
- Max Working Load Capacity: 310 lbs. (141 kg)
 - Snap Hooks: 5,000 lbs. (22kN) 3/4" (19 mm) gate opening
 - Rebar Hooks: 5,000 lbs. (22kN) 2 3/4" (63 mm) gate opening

| Item # | # of Legs | Harness Connection | Anchorage Connection |
|--------------|-----------|--------------------|----------------------|
| MY216M | 1 | Locking Snap Hook | Locking Snap Hook |
| MY219M/6FTGN | 1 | Locking Snap Hook | Locking Rebar Hook |
| MY231M/6FTGN | 2 | Locking Snap Hook | Locking Rebar Hooks |
| MY232M | 2 | Locking Snap Hook | Locking Snap Hooks |

MILLER BY HONEYWELL Tie-Back Lanyard

Shock Absorbing, 100% Tie-off BackBiter™



- The heavy-duty polyester webbing provides more abrasion resistance

Materials:

- Webbing: 1-3/8" Green Polyester

SofStop® Shock Absorber

- Webbing: Polyester, Safety Strap (Inside SofStop®): 1-3/4" Polyester, 6 ft. long
- Miller 5K® snap hook provides 5,000 lb. gate load capacity from any angle

| Item # | # of Legs | Harness Connection | Anchorage Connection |
|------------|---|--------------------|----------------------|
| MY913B-SN | 1 w/one 5K snap hook & 1 locking snap hook | Locking snap hook | Locking 5k snap hook |
| MY8798B-SN | 2 w/two 5K snap hooks & 1 locking snap hook | Locking snap hook | Locking 5k snap hook |

MILLER BY HONEYWELL

SofStop® Shock Absorber



- Designed with a specially-woven inner core that smoothly expands up to 42 inches to reduce fall arrest forces

| Item # | Material | Harness Connection | Anchorage Connection |
|----------------|---------------------------|--------------------|----------------------|
| MY910WLS | 4'-6' Adjustable Webbing | Locking snap hook | Locking snap hook |
| MY907NLS/6FTYL | 6' Vinyl-coated wire rope | Locking snap hook | Locking snap hook |

MILLER BY HONEYWELL

Shock Absorbing Lanyards Manyard



- Features a special woven shock-absorbing inner core that reduces fall arrest forces, the heavy-duty tubular outer jacket serves as a back-up web lanyard Webbing:

- Safety Strap/Jacket: Tubular polyester webbing
- Shock-absorbing web core: polyester
- Steel Hardware

Technical:

- Max Working Load Capacity: 310 lbs (141 kg)
- Snap Hooks: 5,000 lbs. (22kN) 3/4" (19 mm) gate opening
- Rebar Hooks: 5,000 lbs. (22kN) 2 3/4 in. (63 mm) gate opening

| Item # | # of Legs | Harness Connection | Anchorage Connection |
|-----------|-----------|--------------------|----------------------|
| MY216TWLS | 1 | Locking Snap Hook | |
| MY232TWLS | 2 | Locking Snap Hook | |
| MY219WRS | 1 | Locking Snap Hook | Locking Rebar Hook |
| MY231WRS | 2 | Locking Snap Hook | Locking Rebar Hook |

MILLER BY HONEYWELL

StretchStop® Lanyards w/Shock Absorber 100% Tie-off



Description:

- Combine the SofStop® Shock Absorber with a unique stretchable lanyard design (4ft.-6ft.) reducing tripping hazard
- Designed with a specially-woven inner core that smoothly expands to reduce fall arrest forces

Webbing:

- Safety Strap/Jacket: Green tubular polyester web, Shock-absorbing web core: polyester, 1" elastic
- Minimum Tensile: 5000 lbs. on webbing

Technical:

Max. Working Load Capacity: 310 lbs.

| Item # | # of Legs | Harness Connection | Anchorage Connection |
|-----------|-----------|--------------------|----------------------|
| MY8798RSS | 2 | Locking snap hook | Locking snap hooks |
| MY8798SS | 2 | Locking snap hook | Locking rebar hooks |



MILLER BY HONEYWELL Positioning and Restraint Lanyard Adjustable

- Polyester webbing
- Two locking snap hooks
- 10 ft. length



Item #
MY210WLS

MILLER BY HONEYWELL Fall Protection Miller Twin Turbo™

- System consists of the patent-pending Twin Turbo D-Ring connector and two Miller TurboLite™ Personal Fall Limiters
- 100% tie-off while working at heights less than 18 ¾ feet
- Max Working Load: 400 lbs
- Working Length Capacity (w/TurboLite PFLs): 6ft
- Meets OSHA 1926.502, 1910.66, ANSI A10.32, ANSI Z359-2007 and CSA Z259.12-01 Class 1, Z259.2.2-98 requirements



| Item # | Description | Lanyard End Connector |
|---------------|---|-----------------------|
| MYMFLB/ | Twin Turbo D-Ring Connector | N/A |
| MYMFLB-PARTS/ | D-Ring Connector Parts Kit; Slide Lock Bolt (1), PFL Spacer (2), PFL Retainer Pin (2) | N/A |

ANSI Z359-2007

| | | |
|-----------------|---|--------------------------|
| MYMFLB-3-Z7/6FT | Twin Turbo D-Ring Connector & (2) MFL-3-Z7/6FT TurboLite PFLs | Locking ANSI Snap Hooks |
| MYMFLB-4-Z7/6FT | Twin Turbo D-Ring Connector & (2) MFL-4-Z7/6FT TurboLite PFLs | Locking ANSI Rebar Hooks |

ANSI A10.32,d

| | | |
|---------------|--|------------------------------|
| MYMFLB-3/6FT | Twin Turbo D-Ring Connector & (2) MFL-3/6FT TurboLite PFLs | Locking Snap Hooks |
| MYMFLB-4/6FT | Twin Turbo D-Ring Connector & (2) MFL-4/6FT TurboLite PFLs | Locking Rebar Hooks |
| MYMFLB-6/6FT | Twin Turbo D-Ring Connector & (2) MFL-6/6FT TurboLite PFLs | Locking Swivel Rebar Hooks |
| MYMFLB-11/6FT | Twin Turbo D-Ring Connector & (2) MFL-11/6FT TurboLite PFLs (w/o carabiners) | Aluminum Locking Snap Hooks |
| MYMFLB-12/6FT | Twin Turbo D-Ring Connector & (2) MFL-12/6FT TurboLite PFLs (w/o carabiners) | Aluminum Locking Rebar Hooks |

MILLER BY HONEYWELL Personal Fall Limiters 6' TurboLite™

- Extremely compact and lightweight (1.9 lbs.) provides 6 ft. working capacity lifeline; unit attaches directly to the harness back D-ring for greater mobility and versatility
- Engineered webbing for greater abrasion resistance and long service life
- High-strength, impact-resistant nylon housing for maximum durability
- Built-in swivel prevents lifeline from twisting
- Rated to 400 lb. capacity
- No annual factory recertification required



| Item # | Unit Connector | Lanyard End Connector |
|--------------|-------------------------------|-------------------------|
| MYMFL-11/6FT | Aluminum Twist-Lock Carabiner | Alum. Locking Snap Hook |
| MYMFL-12/6FT | Aluminum Twist-Lock Carabiner | Alum. Locking Snap Hook |

MILLER BY HONEYWELL Twin Turbo™ G2 Connector

- The lightweight patent-pending Miller G2 Connector allows users to benefit from 100% connection while working at heights utilizing either two (2) of the Miller TurboLite™ or Miller Turbo T-BAK™ Personal Fall Limiters (PFLs)



Item #
MYMFLC

MILLER BY HONEYWELL Fall Protection Miller Twin Turbo G2™

- Better alternative to double-leg lanyards – Reduces fall clearance requirements for use in more applications
- PFLs swivel independently – Provides ultimate worker mobility and prevents webbing from twisting and binding in the unit
- Lightest-weight Twin Connector on the market – Increases productivity by reducing worker fatigue
- Superior durability – Corrosion resistant aluminum connector teamed with high-impact nylon result in a longer product life.
- Superior safety – Webbing Retainer Clip rotates freely to prevent unintentional opening of carabiner gate during a fall increases worker safety.
- D-Pad Clip – Maintains harness adjustment while working by keeping the harness webbing and D-Pad in place.
- Twin Turbo G2 Connector meets all applicable standards including OSHA, ANSI and CSA



| Item # | Description | Lanyard End Connector |
|------------------|--|-----------------------|
| MYMFLC-12-Z7/6FT | Twin Turbo G2 Connector & (2) MFL-12-Z7/6FT TurboLite PFLs | Aluminum rebar hooks |
| MYMFLC-12-Z7/9FT | Twin Turbo G2 Connector & (2) MFL-12-Z7/9FT TurboLite PFLs | Aluminum rebar hooks |



MILLER BY HONEYWELL
Personal Fall Limiters
9'
Scorpion™

- Attach directly to the harness D-ring for use as a personal fall limiter, or use as a traditional retractable lifeline
- Small, lightweight design 2.9 lbs.
- Quick-activating, high-strength stainless steel braking system – arrests free falls
- 9 ft. of working capacity
- Rated to 310 lbs. capacity
- No annual factory recertification required
- Visual load indicator – indicates the unit must be removed from service



| Item # | Unit Connector | Lanyard End Connector |
|---------|--|-----------------------|
| MYPFL-4 | Scorpion w/carabiner and swivel shackle | Locking snap hook |
| MYPFL-6 | Scorpion w/rebar hook and swivel shackle | Locking snap hook |

MILLER BY HONEYWELL
Personal Fall Limiters
Miller T-Bak™

- Cost-effective alternative to tie-back, shock-absorbing lanyards
- All-in-one, self-retracting lifeline/anchorage connector design reduces equipment required on the job site
- Designed for anchoring below a user's harness back D-ring for greater safety
- Integrated shock absorber especially designed for tie-back applications with load indicator device
- Meets all applicable OSHA, ANSI, CSA and CE standards, including the ANSI Z359.1 requirement that states only 24-inches or less of lifeline extends out of the housing when the unit is fully retracted
- Features:
 - 7.5 ft. (2.3 m) Working Capacity
 - Heavy-duty web lifeline smoothly extends/retracts without interruption for greater mobility and convenience
 - Miller 5K® Locking Snap Hook Designed Specifically for Tie-Back Use
- 5,000 lbs. (22 kN) gate load capacity from any angle
- User-Rated for 400-lbs. Capacity



| Item # | Description |
|----------------|---|
| MYMFLT-1/7.5FT | Turbo T-BAK without unit connector |
| MYMFLT-2/7.5FT | Turbo T-BAK with a 17D-1 steel twist-lock carabiner |
| MYMFLT-3/7.5FT | Turbo T-BAK with a 17D-2 lightweight, aluminum twist-lock carabiner |
| MYMFLT-4/7.5FT | Turbo T-BAK with a locking snap hook with 3/4-in. gate opening |
| MYMFLT-5/7.5FT | Turbo T-BAK with an ANSI Z359-compliant snap hook with 3/4-in. gate opening |

MILLER BY HONEYWELL
Personal Fall Limiters
Twin Turbo T-Bak™

- Cost-effective alternative to tie-back, shock-absorbing lanyards
- All-in-one, self-retracting lifeline/anchorage connector design reduces equipment required on the job site
- Designed for anchoring below a user's harness back D-ring for greater safety
- Integrated shock absorber especially designed for tie-back applications with load indicator device
- Meets all applicable OSHA, ANSI, CSA and CE standards, including the ANSI Z359.1 requirement that states only 24-inches or less of lifeline extends out of the housing when the unit is fully retracted
- Features:
 - 7.5 ft. (2.3 m) Working Capacity
 - Heavy-duty web lifeline smoothly extends/retracts without interruption for greater mobility and convenience
 - Miller 5K® Locking Snap Hook Designed Specifically for Tie-Back Use
- 5,000 lbs. (22 kN) gate load capacity from any angle
- User-Rated for 400-lbs. Capacity



| Item # | Description |
|----------------|---|
| MYMFLT-1/7.5FT | Twin Turbo D-ring Connector with two MFLT-1/7.5FT Turbo T-BAK units |

MILLER BY HONEYWELL
Fall Limiters
11'
MiniLite®

- Lightweight, compact design that fits in the palm of your hand – only 2.5 lbs.
- Offers up to 11 ft. of working capacity
- Quick-activating, high-strength stainless steel braking system
- Corrosion-resistant interior, frame and components
- No annual factory recertification required
- High-impact protective outer cover; visual load indicator
- Rated to 400 lbs. capacity when using a SofStop® shock absorber (928LS/18INYL), also rated 310 lbs. as-is



| Item # | Connector |
|----------|------------------------------|
| MYFL11-3 | Carabiner and swivel shackle |
| MYFL11-6 | Rebar hook swivel shackle |

Come see us and
check out our extensive
selection of fall
protection equipment



MILLER BY HONEYWELL
Self-Retracting Lifeline
Cable
Falcon

- Corrosion-resistant stainless steel and aluminum internal components
- Lightest composite unit on the market
- Smooth, quiet operation; engineered spring retraction tension designed not to pull or drag on a worker
- Dual swivels (unit top and snap hook) included on all cable models to minimize lifeline from twisting during use
- Improved load indicators identify when the unit needs to be removed from service
- No annual factory recertification required
- Rated to 400 lbs. capacity when using a SofStop® Shock Absorber (928LS/18INYL)



| Item # | Material | Length |
|-----------------|----------|--------|
| MYMP16P-Z7/16FT | Web | 16' |
| MYMP20P-Z7/20FT | Web | 20' |
| MYMP20G/20FT | Cable | 20' |
| MYMP30G/30FT | Cable | 30' |
| MYMP50G-Z7/50FT | Cable | 50' |
| MYMP65G-Z7/65FT | Cable | 65' |

MILLER BY HONEYWELL
Leading Edge Self-Retracting Lifeline
MightyLite™

- Designed to protect a worker if a fall occurs that involves going over an edge
- Features a shock absorber integrated into the lifeline, lowering fall arrest forces
- Can also be used with a traditional overhead anchorage
- Max. Working Capacity:
- Leading Edge Application 310 lbs.
- Overhead Anchorage 400 lbs.
- Max. Arrest Distance 54-in.
- Meets OSHA 1926.502, 1910.66, ANSI A10.32, ANSI Z359.14-2012 Class B & Leading Edge



| Item # | Length (ft.) |
|--------------------|--------------|
| MYRL20G-Z7LE/20FT | 20 |
| MYRLS30G-Z7LE/30FT | 30 |
| MYRL50G-Z7LE/50FT | 50 |
| MYRL65G-Z7LE/65FT | 65 |

MILLER BY HONEYWELL
Self-Retracting Lifeline
MightyLite™

- Durable and dependable, corrosion-resistant stainless steel and aluminum housing
- No annual factory recertification required
- Ideal for hard-to-mount locations
- Carabiner and tagline included
- Rated to 400 lbs. capacity when using a SofStop® shock absorber (928LS/18INYL)



| Item # | Material | Length (ft.) |
|-----------------|----------------------------|--------------|
| MYRL20P | 1" polyester webbing | 20 |
| MYRL20G-Z7/20FT | 3/16" galvanized cable | 20 |
| MYRLS30G/30 | 3/16" galvanized wire rope | 30 |
| MYRL50G-Z7/50FT | 3/16" galvanized wire rope | 50 |
| MYRL65G | 3/16" galvanized wire rope | 65 |

MILLER BY HONEYWELL
Self-Retracting Lifeline
with Retrieval Hoist
MightEvac®

- No annual factory recertification required
- Promotes quick and easy rescue with a 4:1 mechanical advantage
- 310 lb. weight capacity
- For emergency evacuation only
- Corrosion-resistant stainless steel/aluminum components
- Convenient, heavy-duty carrying handle
- 7 ft. tripod with mounting bracket
- Galvanized wire rope 3/16" x 50 ft.



| Item # |
|----------|
| MYMR50GC |

MILLER BY HONEYWELL
Rope Grabs

- Compact design; corrosion-resistant stainless steel construction
- Lightweight and easy to use

Materials:

- Rope Grabs: Stainless Steel
- Rope Lanyard: 5/8" Synthetic Rope
- Web Lanyard: Polyester
- Snap Hook: Clear Zinc Chromate Plated Forged Alloy Steel Proof tested to 3,600 lbs.



| Item # | Desc. |
|-----------|--|
| MY8174X | Stainless steel, manual rope grab for use with 5/8" or 3/4" synthetic rope |
| MY8174MLS | 8174 with attached 4' lanyard shock-absorbing lanyard with locking snap hook |



MILLER BY HONEYWELL Safety Lifelines

Rope:

- 5/8" nylon
- A standard four-tuck splice is hand-crafted on each end, the ends of the rope are sealed to prevent fraying; the last splice is treated with a nylon-based stiffening agent to prevent the splice from unraveling



Thimbles:

- A round, black plastic thimble is used in each lanyard eye to protect the eye from wear

Technical:

- Max. Working Load: 310 lbs. (141 kg)
- Minimum Tensile: 5,000 lbs. (22kN)

| Item # | Length (ft.) |
|-------------|--------------|
| MY195R-2-25 | 25 |
| MY195R-2-50 | 50 |

MILLER BY HONEYWELL Safety Lifelines

Materials:

- Rope: Polypropylene/Polyester
- Snap Hook: Clear Zinc Chromate Plated Forged Alloy Steel
- Proof tested to 3,600 lbs.

Technical:

- Rope Diameter: 5/8"
- Min. Tensile Strength: 5000 lbs.



| Item # | Length (ft.) |
|-----------|--------------|
| MY300L-2 | 25 |
| MY300L-5 | 50 |
| MY300L-7 | 75 |
| MY300L-10 | 100 |

MILLER BY HONEYWELL Carabiners

- Carabiners with spring loaded keepers are used as anchorage connectors; has a 1" gate opening and is plated to resist rust and corrosion
- 400 lb. maximum capacity



| Item # |
|---------|
| MY17D-1 |

MILLER BY HONEYWELL Rebar Positioning Assembly

- Rebar chain assembly used for positioning
- Hardware: Steel, Zinc Plated
- Locking Snap Hooks: 3/4" gate opening
- Locking Rebar Hooks: 2-1/2" gate opening



| Item # |
|----------|
| MY6756RS |

MILLER BY HONEYWELL

Cross-Arm Anchorage Connector

- Web straps wrap around I-beams and other structures
- Attaches with 2" D-ring that slips through 3" D-ring to form secure attachment
- 6 ft. length
- 400 lbs. maximum capacity



Item #

MY8183

MILLER BY HONEYWELL

Cable Anchorage Connector

- Creates a quick and easy secure point of attachment; simply wrap the cable around an I-beam or other structure capable of withstanding 5,000 lbs. and connect the captive eye carabiner to the thimble at the opposite end of the cable
- Constructed of 1/4" vinyl-coated, galvanized wire rope, 6 ft. length
- Forged steel, auto-lock, captive eye carabiner with 1" gate opening
- Forged steel 3" O-ring



Item #

MY8187V

MILLER BY HONEYWELL

Wire Hook Anchor

Stainless steel wire hook connects to various approved anchorages including railings, small I-beams, angle iron and scaffolding. Squeeze the spring-loaded hook and slip the large opening over the approved structure.

- Max. Capacity: 400 lbs. (181.4 kg)



Item #

MY470

MILLER BY HONEYWELL

Permanent Roof Anchor

- Ideal for new construction or as a retrofit on roofs with asphalt, shake or tile roofing materials
- Only the permanent D-ring(s)/ anchor is exposed, providing a quick, safe fall arrest connection point(s)
- Stainless steel body construction, zinc-plated steel D-ring(s) resist corrosion for long service life
- Complete with 8, 16d nails



Item #

MYRA40



MILLER BY HONEYWELL Temporary Roof Anchor

- Roof anchors are for temporary anchorage connection
- Two reusable anchors with screws



Item #

MYRA20-1

MILLER BY HONEYWELL

Grip™ Concrete Anchor

- A safe anchor point is established when the anchor is inserted into a properly-sized, cured concrete hole
- The reusable anchor can be removed and simply re-installed in a new location
- Designed for vertical or overhead/ceiling surface applications
- Constructed of stainless steel, aluminum and other non-corrosive materials for a longer service life
- Designed for use in cured concrete with a compression strength of at least 3,000 psi
- Color-coded to differentiate fall protection from multi-use models per OSHA regulations
- The structure or substrate that this product is anchored to must be capable of supporting 5,000 lbs. (22.2 kN) per user attached; or be designed, installed and used, under the supervision of a qualified person, as part of a complete personal fall arrest system which maintains a safety factor of at least two



Item # Description

MY496 5,000 lb. ultimate strength; for single user connection; 400 lbs. max capacity

MILLER BY HONEYWELL

Tool Lanyard Bandit™

- Conveniently attaches user's belt
- Tools are attached with the carabiner or by cinching the cord around tool



Item #

MY9077

MILLER BY HONEYWELL Relief Step™ Safety Device

- The Relief Step Safety Device provides support and enhances blood circulation until rescue – permitting the ability to move and flex leg muscles
- Small and lightweight; attaches to any brand full-body harness
- Utilizing two (2) Relief Steps (one for each leg/foot) assures greater comfort until rescue is completed



Item #

MY9099X

MILLER BY HONEYWELL

Rescue Kits QuickPick™

- Premium QuickPick Rescue Kit:
- Best choice for users whose job does not normally include rescue
- Includes a Backup Braking System that acts as a secondary fall protection device. In case of accidental release of rope by the rescuer, a foolproof backup will quickly stop the system
- Highly efficient hauling system with a 5:1 lifting ratio, making heavier loads easier to lift
- Complies with OSHA, ANSI A10.32 and the stringent ANSI Z359.4 Safety Requirements for Assisted Rescue and Self Rescue Systems, Subsystems and Components. (There is no applicable CSA standard)
- Offers a 400 lb weight capacity
- Standard QuickPick Rescue Kit:
- Designed for users more experienced with rescue
- Efficient hauling system with a 4:1 lifting ratio, making heavier loads easier to lift
- Complies with OSHA and ANSI A10.32 (There is no applicable CSA standard)
- Offers a 310 lb weight capacity



Item # Description Maximum Capacity Weight (lbs.)

QuickPick Premium Kits - Include backup braking system, pulleys, rope, rescue pole with

| | | | |
|------------|-------------------------------|---------|------|
| MYQP/25FT | 25-ft. Working Length System | 400 lbs | 22.9 |
| MYQP/50FT | 50-ft. Working Length System | 400 lbs | 30.4 |
| MYQP/75FT | 75-ft. Working Length System | 400 lbs | 37.9 |
| MYQP/100FT | 100-ft. Working Length System | 400 lbs | 45.4 |

QuickPick Standard Kits - Include pulleys, rope, rescue pole with clip, pigtail rope

| | | | |
|--------------|-------------------------------|---------|------|
| MYQP-1/25FT | 25-ft. Working Length System | 310 lbs | 17.6 |
| MYQP-1/50FT | 50-ft. Working Length System | 310 lbs | 25.1 |
| MYQP-1/75FT | 75-ft. Working Length System | 310 lbs | 32.6 |
| MYQP-1/100FT | 100-ft. Working Length System | 310 lbs | 40.1 |

QuickPick Components

| | | | |
|----------|--|---------|-----|
| MYQP-EP | 12-ft. Rescue Pole with Carabiner Clip, Carabiner, Pigtail, Miller WristBandit™ Tool Lanyard and bag | N/A | 5.7 |
| MYQP-SC | Replacement Carabiner Clip | N/A | 0.1 |
| MYQP-RHA | QP-RHA Rope Control Handle | 400 lbs | 0.5 |



MILLER BY HONEYWELL

Rescue Descent Device

SafEscape ELITE™

- Meets All Applicable Safety Standards Globally
- Only rescue and descent device on the market that meets the very stringent, European EN341/2008 Standard
- No Annual Factory Recertification – 7-year interval before an unused unit is required for recertification
- User-Rated for Up to Two (2) Workers.
- Designed for self-rescue, assisted rescue or provides the capability for more users to evacuate in a short period of time.
- Approved for Multiple Descents
- Bi-Directional Design, as a descent is initiated, the other end of the rope is ascending readying itself for another rescue
- Descent Loads:
 - 1 person 66 - 330 lbs.
 - 2 person 66 - 551 lbs.
- Max. Descent Height:
 - 1 person 1640 ft.
 - 2 person 656 ft. (200 m)
- Hoisting Capacity: 220 lbs. up to 11 ft. max 10 lifts
- In Emergency: 617 lbs. up to 33 ft. max 1 lift
- Descent Speed: 3.3 ft./sec at 220 lbs.
- OSHA, ANSI/ASSE Z359.4, prEN341:2008/1A, EN1496:2007/B, CE0123, ISO22159:07/1/A



| Item # | Description |
|--------------|---|
| MYSEWPKT/XFT | Wind Energy Kit Includes: Miller SafEscape ELITE RDD with hoisting wheel and ladder bracket, T-bar, edge protector, 3 anchor slings, 3 carabiners, pulley, adjustable rope anchor, rescue rope grab, accessory bag and kit bag. |
| MYSECRKT/XFT | Crane Rescue Kit Includes: Miller SafEscape ELITE RDD, rescue harness, cross-arm strap, retrieval yoke and rescue bag |
| MYSEHW/XFT | SafEscape ELITE RDD w/Hoisting Wheel includes: anchor slings and rescue bag |
| MYSEHWLB/XFT | SafEscape ELITE RDD w/Hoisting Wheel & Ladder Bracket Includes: anchor slings, adjustable rope anchor and rescue bag |

Workplace
safety is
everybodys
business.

MILLER BY HONEYWELL

Ladder Climbing Safety Systems with Automatic Pass-Through Vi-Go™

- Sleeves – Designed to follow the user along the lifeline while ascending or descending, instantly locking in the event of a fall
- Uninterrupted fall protection – Sleeve automatically bypasses intermediate cable guides, keeping both hands free for climbing; travels smoothly along cable and locks instantly in the event of a fall
- Easy, one-hand operation for attachment/detachment from the system
- Automatic pass-through cable guides secure lifeline to prevent cable wear and enable the system to accommodate curves
- Withstand Harsh Environments – Constructed with durable, corrosion-resistant aluminum and stainless steel components
- Attachment mechanism engineered to prevent incorrect installation, ensuring greater safety. Unit will not open if attached incorrectly
- Accommodates 5/16" or 3/8" cable



| Item # | Length (ft.) | # of Cable Guides |
|------------|--------------|-------------------|
| MYVG/30FT | 30 | 0 |
| MYVG/50FT | 50 | 1 |
| MYVG/70FT | 70 | 1 |
| MYVG/110FT | 110 | 2 |



GUARDIAN FALL PROTECTION

Full Body Construction Harness Seraph

- Shoulder pads
- Six points of adjustment
- Stretch points in shoulders
- Sub pelvic strap
- Quick adjust torso buckles
- Padded waist belt
- Lanyard keepers
- Rescue O-rings
- A special identification label allows for your employees to personalize their harness without jeopardizing the integrity of the webbing
- Impact indicator & inspection log tag
- Hammer loops
- Tongue buckle leg straps



| Item # | Size |
|---------|---------------------|
| GU11174 | S |
| GU11170 | M-L |
| GU11173 | M-L, w/side D-rings |
| GU11172 | XL |
| GU11171 | XL, w/side D-rings |



GUARDIAN FALL PROTECTION **Full Body Harness** *Velocity*

- Features dual lanyard keepers that reduce the risk of dragging and snagging lanyards
- A special identification label allows for your employees to personalize their harness without jeopardizing the integrity of the webbing
- Harness comes equipped with finished webbing ends to prevent them from fraying or getting damaged as well as providing a clean and professional look
- The unique red webbing core of the harness provides a visual warning to the user in the case that the webbing has been damaged and should be taken out of service



| Item # | Size | Description |
|---------|--------|--|
| GU01700 | S-L | Velocity HUV w/ Chest & Leg Pass-Thru Buckles |
| GU01701 | XL-2XL | Velocity HUV w/ Chest & Leg Pass-Thru Buckles |
| GU01702 | S-L | Velocity w/ 3 D-Rings, Chest & Leg Pass-Thru Buckles |
| GU01703 | S-L | Velocity HUV w/ Chest Pass-Thru Buckle & Leg Tongue Buckles |
| GU01704 | XL-2XL | Velocity HUV w/ Chest Pass-Thru Buckle & Leg Tongue Buckles |
| GU01705 | S-L | Velocity w/ 3 D-Rings, Chest Pass-Thru Buckle & Leg Tongue Buckles |
| GU01706 | XL-2XL | Velocity w/ 3 D-Rings, Chest Pass-Thru Buckle & Leg Tongue Buckles |

GUARDIAN FALL PROTECTION **Hi-Viz Construction Tux™**

- The Construction Tux is a harness built into a vest which creates a no tangle body wear system
- Leg straps zip into the back of the harness for storage
- Dorsal and side positioning D-rings
- Impact indicator
- Durable zipper
- Notched pass-through chest and leg buckles that fasten without twisting
- Composed of Class II Hi-Visibility material and coated to resist fading from UV rays
- Comfortable and breathable mesh that is washable
- A special identification label allows for your employees to personalize their harness without jeopardizing the integrity of the webbing
- Meets standards for ANSI/ISEA 107-2004 for roadside work



| Item # | Size |
|---------|------|
| GU02105 | S |
| GU02115 | M |
| GU02125 | L |
| GU02135 | XL |
| GU02145 | 2XL |

GUARDIAN FALL PROTECTION **Fall Protection Kits** *Bucket of Safe-Tie*

Includes:

- Velocity harness with 5 points of adjustment for added comfort
- 50' Vertical Lifeline Assembly with Shock Pack, and permanently attached Positioning Device with 18" lanyard extension to keep device within reach
- 1 HD Temper Reusable Anchor



Item #
GU00815

GUARDIAN FALL PROTECTION **Shock Absorbing Lanyard**

- Limits the average arresting forces to 900 pounds or less
- 1 inch nylon webbing
- Meets the ANSI .13 standard
- OSHA compliant



| Item # | Description |
|---------|--|
| GU01220 | Single Leg w/ Snap Hooks |
| GU01230 | Double Leg w/ High Strength Snap Hooks |

GUARDIAN FALL PROTECTION **Tie-back Lanyard**

- Double Leg
- Adjustable tie-back point allows anchorage size versatility



Item #
GU01291

GUARDIAN FALL PROTECTION **Extended Free Fall Lanyard**

- For workers within the worker capacity range of 130-310 pounds, the Big Boss can be used as an extended free fall lanyard for free falls up to 12 feet. And for workers between the capacity range of 310-420 pounds, it can be used as a standard shock absorbing lanyard for free falls up to 6 feet
- 1" Nylon Webbing
- Lightweight & durable
- Clear shock absorber pack
- Standard with 3,600 lb. Steel Rebar or Standard Steel Hook
- Complies with the ANSI .13 Standard



Item #
GU21300



GUARDIAN FALL PROTECTION **Extension Lanyard**



- Attaches to the harness before use to lower the lanyard attachment point to waist level
- Ideal for workers who cannot comfortably reach the dorsal D-ring on their harness

Item #

GU01121

GUARDIAN FALL PROTECTION **Retractable Lifeline** **Cable** **Aardvark**



- Spring Loaded Absorber: The spring loaded absorber limits the redundant locking up of the retractable, saving costly repairs, and making it easier to use
- Steel Framed Housing: The steel plate insert molded into the ultra lightweight housing provides added strength and durability to the retractable
- Triple Locking Device: New pawl design creates backup safety features so that the retractable will lock up well within ANSI guidelines

| Item # | Length (ft.) |
|---------|--------------|
| GU10989 | 16 |
| GU10985 | 25 |
| GU10987 | 50 |

GUARDIAN FALL PROTECTION **Retractable Lifeline** **30' Cable**

- Compact and lightweight design
- Durable aluminum housing
- Stainless steel & non-corrosive components
- Comes with swivel top, carabiner and tag line
- Meets or exceeds all OSHA & ANSI standards
- Manufactured in the USA



Item #

GU10915

GUARDIAN FALL PROTECTION **Retractable Lifeline** **30' Cable**

- Compact and lightweight design
- Durable aluminum housing
- High strength composite cable guide
- Stainless steel and non corrosive components extend the life of the unit
- Quick-action braking system
- Comes with swivel top, swivel snap hook and boot cover
- 3/16" x 30 ft. galvanized cable



| Item # | Weight |
|---------|--------|
| GU10916 | 15.00 |

GUARDIAN FALL PROTECTION **Retractable Lifeline** **11' Web**



- Ergonomic frame makes handling more comfortable
 - No recertification required, considered a disposable unit
- Specifications:
- Pawls: Machined 304 Stainless Steel
 - Reel Body: Glass reinforced nylon
 - Brake Ring and Body: Machined 304 Stainless Steel
 - Anchorage Connection: Zinc plated alloy steel carabiner (5,000 min. tensile strength)
 - Snap Hook: Zinc plated alloy steel snap hook (5,000 min. tensile strength)
 - Housing: High strength aluminum
 - Webbing – Dyneema (4500# tensile strength)
 - Weight: Less than 4 lbs.
 - Capacity: 310 lbs.
 - Max. Arresting Force: 900 lbs.
 - Max. Arresting Distance: 42"
 - Average Locking Speed: 4-1/2 ft/sec

Item #

GU10900

GUARDIAN FALL PROTECTION **Heavy-Duty Retractable Lifeline** **Cable**

Edge Series

- Designed specifically for leading edge work
- Galvanized cable
- Light weight, compact and durable aluminum housing
- Stainless steel and non-corrosive components for longer life
- Swivel top and swivel snaphook allow free movement of cable; impact indicator on the snaphook
- Integrated shock absorber pack with removable cover for inspection
- Quick action braking mechanism limits fall forces to 900 lbs. or less
- Self-closing carabiner included for attachment to top of housing
- Self-locking snaphook reduces potential for rollout



| Item # | Length (ft.) |
|---------|--------------|
| GU10925 | 30 |
| GU10927 | 50 |

GUARDIAN FALL PROTECTION **Cable Retractable Lifeline** **50'** **Edge Series**

- Corrosion-resistant stainless steel and aluminum components
- Dual braking mechanism operates quickly, arresting a fall within two feet while giving flexibility for use
- Dual-swivel design allows for greater mobility while keeping the lifeline in good working condition
- Simple design allows for quick inspection and turn around
- Each retractable includes a steel twist-lock carabiner and tagline
- Limited nuisance lock up
- 3/16" x 50' galvanized cable with swivel top and swivel snap hook



Item #

GU10917



GUARDIAN FALL PROTECTION

Horizontal Rope Lifeline System

- Two person temporary reusable system for fall arrest
- 5/8" braided polyester rope
- Rope tensioner
- Two anchorage web slings
- Two self-locking carabiners
- Two O-rings
- Storage bag



| Item # | Length |
|---------|--------|
| GU04625 | 30 |
| GU04628 | 60 |
| GU04630 | 100 |

GUARDIAN FALL PROTECTION

Standing Seam Roof Clamp

- Designed for use with retractable lifelines
- 10" x 12" base plate with 7-1/2" post
- Reusable temporary anchor point
- Mounts to flat wood or metal roofs
- Fits most retractable lifelines up to 50'
- Allows retractable to rotate 360 degrees



| Item # |
|---------|
| GU00250 |

GUARDIAN FALL PROTECTION

Eco Anchor

- Water filled fire resistant neoprene counterweight fall arrest anchor system
- Tested & approved for use on a wide variety of low slope roof surfaces
- Weighs less than 20 lb. when empty, 948 lb. when full
- Surface Contact Dimensions: 4'4" x 4'4"
- Requires no holes to be drilled in mounting surface
- Requires no heavy weights be lifted to mounting surface
- Installs faster (fills in approximately 15 minutes) and less expensive than traditional counterweight systems
- Pressure Loading: 50 lb. per square foot
- Puncture resistant



| Item # |
|---------|
| GU30801 |

GUARDIAN FALL PROTECTION

Angel Anchor System

- Ideal solution for a versatile single tie-off point when penetrating the substrate is not an option
- 3-piece "spine" makes it easy to transport and assemble
- Anchor can be used on surfaces up to a 5° slope
- Corrosion resistant
- Designed for use by a person weighing up to 310 pounds (including all equipment)
- Suitable for use with SRL's conforming to ANSI Z359.1
- Attach two (2) Angel Anchors with 60 ft. Rope (04639) & provide fall protection for up to two (2) workers
- Anti-skid pads on bottom of base plates
- For Leading Edge work, use Guardian HD Leading Edge SRL's
- Does not include Skyhook™ Swivel Top, HLL or SRL's



| Item # |
|---------|
| GU00260 |

GUARDIAN FALL PROTECTION

Adjustable Roof Anchor

Skyhook™

- Can fit roof pitches from flat to 12/12
- For use on æ" CDX plywood or better
- Has a 360° swivel D-ring for easy attachment and movement, and is powder-coated for a durable, weather-proof finish



| Item # |
|---------|
| GU00342 |

GUARDIAN FALL PROTECTION

Permanent Roof Anchor

Skyhook

- Patented permanent anchor point for
- Wood; 3/4" cdx plywood or better
- Metal; 20 gauge or thicker
- Powder-coated for a durable weather proof finish
- Wood/metal fasteners provided
- Perfect for use with our cable horizontal lifeline system
- Skyhook Swivel Top can mount on top of Skyhook



| Item # | Pitch |
|---------|---------------|
| GU00300 | Flat |
| GU00320 | ¼/₁₂ - ⅝/₁₂ |
| GU00340 | 10/₁₂ - 12/₁₂ |



GUARDIAN FALL PROTECTION

Permanent Roof Anchor

CB-12 & CB-18

- Universal base plate
- Durable galvanized finish
- Fasteners provided for wood & steel
- For use on wood, steel or concrete
- Post extends past roofing substrate to keep attachment point high enough that it is still accessible after the roof is complete
- Round post works with most off-the-shelf flashing kits
- Great for use with retractable or horizontal lifeline systems
- Swivel top anchor point option available
- Ask about different anchoring options (standard base to plywood or metal deck, attachment with backer plate, weld on)



| Item # | Size | Application |
|---------|----------|---------------------|
| GU00645 | 12" post | Wood/Steel/Concrete |
| GU00656 | 18" post | Concrete |
| GU00657 | 18" Post | Wood/Steel |

GUARDIAN FALL PROTECTION

4-Way Plate Anchor

- Supports one worker in fall arrest or two in fall restraint
- If used with an horizontal lifeline, it supports two workers in fall arrest or four in fall restraint
- Constructed of hot rolled steel
- Applicable for wood, metal, and concrete applications
- 4 connection points
- 90-degree angles between connection points



Item #

GU00691

GUARDIAN FALL PROTECTION

Standing Seam Roof Clamp

- Two-Way Universal Standing Seam Clamp
- Unique, reversible design allows for seams up to 1" wide
- MR-24, VSR or similar profiles can be covered with one clamp
- Durable, all steel construction with zinc electroplate finish



Item #

GU10600

GUARDIAN FALL PROTECTION

Ridge-It Anchor

- Designed for permanent use on wood rooftops
- Manufactured with 2 D-rings and is 17—3/8 inches in length
- Composed of stainless steel for maximum durability
- Compliant with all applicable OSHA and ANSI regulations



Item #

GU00510

GUARDIAN FALL PROTECTION

Concrete Anchor Strap

- As a disposable anchor point, can be used in other applications such as wood framing members, rebar, pipe racking, etc.
- As always, make sure that your anchor strap is attached to a structure capable of supporting 5,000 lbs.
- 6 ft. long



Item #

GU10717

GUARDIAN FALL PROTECTION

Swivel Anchor Point

The MEGA Swivel incorporates a custom design to its components to give it's incredible strength. The D-Ring used a heavy gauge heat treated steel, Reinforced Bridge and Locking Caps. The Locking Caps slot into the Swivel Housing preventing the D-Ring from spreading outwards during heavy loads. The Bridge keeps the D-Ring from collapsing. The Swivel Housing allows the D-Ring to flip back and forth as wells rotate at 360 degrees.



SPECIFICATIONS

- Safe working load: 2,000 lbs
- Ultimate breaking strength: 10,000 lbs
- Material: Drop forged alloy steel
- Hardware for concrete: Custom designed bolt (3,000 psi)
- Hardware for steel: 5/8" grade 8 bolt, lock washer & nut
- Rates for 4 men HLL systems
- Rotates 360° degrees
- Flips 180° degrees
- Used for steel flanges or concrete substrate

| Item # | Base Material |
|--------|---------------|
| GU0237 | Steel |
| GU0238 | Concrete |



GUARDIAN FALL PROTECTION **Temper Reusable Anchor**

- Reusable anchorage connector designed for temporary use on wood rooftops
- Fits all roof pitches from flat to 12/12
- Composed of thick plated steel for longer lasting product life
- Can be installed with either screws or duplex nails (depending on roof pitch), and its designed offset holes down the center help keep the truss from splitting
- Supplied with all necessary fasteners (always use new fasteners for each new installation application)
- Instructions silk screened onto anchor for durability



| Item # |
|---------|
| GU00455 |

GUARDIAN FALL PROTECTION **Beam Anchor** **Beamer™ 2000**

- Designed specifically for use at your feet and overhead (use Big Boss lanyard for use at feet)
- Nylon bushings provide smooth movement along beam & act as an impact indicator in the event of a fall
- Fits 3.5" - 14" beams
- Weather-resistant
- Reusable and extremely durable
- Ratcheting end piece
- Lightweight
- Slides easily in both directions
- Welding spatter does not stick to aluminum bar
- No tools are needed for fast installation
- Precision machined aluminum bar
- One handed operation



| Item # | Desc. |
|---------|--|
| GU00101 | Fits 3½" to 14" beams up to 1¼" thick, for use on top or bottom flange |

GUARDIAN FALL PROTECTION **Concrete Grip Anchor**

- Designed for use in cured concrete with a compression strength of at least 3000 psi
- Reusable, temporary
- Installation is easy, just compress spring and insert cable shaft into hole
- Great for anchoring scaffolding
- For use on vertical, or overhead applications
- Designed for single user connection



| Item # | Desc. |
|---------|-----------------------------------|
| GU00235 | 5,000 lb. ¾" Hole, 3" Deep Min. |
| GU00236 | 10,000 lb. 1" Hole, 4½" Deep Min. |

GUARDIAN FALL PROTECTION **BMR Trolley Anchor**

- Fall Arrest anchor designed to be used in combination with either a shock absorbing lanyard, or a SRL
- May also be used for Restraint and Work Positioning applications
- Rollers allow for smooth travel around the work area while always remaining tied off, and its safety locking toggles allow for both easy adjustment and eliminate the risk of accidental clamp slippage
- For use by one worker with a combined weight (including all tools and equipment) of up to 310 pounds
- Web/D-Ring connection point
- Easy pin adjustment
- Spring Material: Stainless Steel
- Load Bar Material: Aluminum Alloy 7075-T6
- Clamps (Jaws): Aluminum Alloy 7075-T6
- D-Ring Material: Steel Alloy SAE4140-Nickel Plating
- Webbing Material: Polyester



| Item # | Desc. |
|---------|----------------|
| GU00215 | Trolley Anchor |

GUARDIAN FALL PROTECTION **3-Way Rescue Retrieval** **Retractable Lifeline**

- Easy handle feature allows for quick adjustment
- High-quality machined parts make the product durable and dependable
- Proprietary design of internal mechanisms
- Capacity: 310 lbs.
- Max. Arresting Force: 900 lbs.
- Max. Arresting Distance: 42"
- Average Locking Speed: 4-1/2 ft./sec.



| Item # | Desc. |
|---------|-------|
| GU10974 | 50' |
| 10981 | 65' |

GUARDIAN FALL PROTECTION **Arc-O-Pod** **Rescue & Retrieval Kit**

- 7 ft. aluminum tripod is lightweight and portable
- Adjustable locking legs adjust quickly in increments of 2" and are kept in position with locking push pins - and will span a 5-1/2 ft. diameter hole
- Complete with safety chain to prevent movement and safety shoes that incorporate a rubber sole for flat surfaces and spiked edges for slippery surfaces
- Heat-treated cast aluminum head incorporates a built-in pulley system to rout lifeline of mechanical device directly over opening; also equipped with drop-forged steel eyebolts for use as anchorage point for secondary or back-up system
- Complete with quick-mount bracket for attachment of Guardian 3-Way mechanical device for ease of use
- Rated working load is 350 lbs. for work support and 310 lbs. for fall arrest and can withstand up to 5,000 lbs. of vertical pull
- Comes with bag, bracket, pulley, chains



| Item # |
|---------|
| GU15030 |

GUARDIAN FALL PROTECTION

GUARDIAN FALL PROTECTION **Gotcha Rescue Kit**

- Gotcha Rescue Kit offers a unique solution to the problems faced by those who work at heights while using personal fall protection equipment
- Designed for workers who use more common fall protection equipment
- Works effectively with either conscious or unconscious victims
- Allows a single rescuer to carry out the rescue from a point of safety
- Provides the option of either lowering the fallen worker to the next lowest level, or raising them back up to the nearest point of safety
- Suitable for the rescue of workers using either lanyards or self-retracting lifelines
- Gotcha Shark Kit is ideal for those who consistently work from towers or masts
- Suitable to perform rescues of workers using lanyards, vertical arrest systems, and web retractable lifelines
- Functions by first attaching a descent kit to the full-body harness of the victim, then cutting their primary attachment with a unique, bladeless cutter. The rescuer then descends down to the victim, collects them, and assists them in descending to safety
- No assembly is required by the user
- Kit is rated for maximum loads of up to 660 pounds
- To perform a rescue, the rescuer must have specific rescue training



| Item # | Description |
|---------|--|
| GU53027 | Gotcha Rescue Kit With 160' Rope |
| GU53028 | Gotcha Rescue Kit With 325' Rope |
| GU53029 | Gotcha Rescue Kit With 490' Rope |
| GU53030 | Gotcha Rescue Kit With 655' Rope |
| GU53036 | Gotcha Shark Rescue Kit With 215' Rope |
| GU53037 | Gotcha Shark Rescue Kit With 325' Rope |

GUARDIAN FALL PROTECTION **Rapid Deployment Rescue Ladder**

- Specially designed to facilitate the rescue of fallen workers at significant heights
- Manufactured with unique ladder standoffs to make footholds easier and self-rescue more likely
- Capable of supporting up to 2 worker at once (maximum 310 pounds each, including all equipment), thereby allowing a rescuer to climb down to assist a fallen worker
- Can be deployed within seconds, and is one of the most stable and functional rescue ladders available on the market
- Kit Includes: (1) ladder of either 12 or 20 feet in length, (2) 3 foot Premium Cross Arm Straps, (2) Pompier Hooks, and (1) weather grade carrying pack for storage and transportation



| Item # | Description | Size (ft.) | Weight (lb.) |
|---------|------------------------------------|------------|--------------|
| GU15022 | Rapid Deployment Rescue Ladder | 12 | 17 |
| GU15023 | Rapid Deployment Rescue Ladder Kit | 12 | 25.2 |
| GU15046 | Rapid Deployment Rescue Ladder Kit | 20 | 36.5 |

GUARDIAN FALL PROTECTION

Tool Lanyard

- Helps reduce falling object related injuries
- Securely attach tools to wrist or tool belt
- Two connection options for ease and versatility
- With mini carabiner



| Item # | Desc. |
|---------|---------------------------------|
| GU10726 | Tool Lanyard w/ mini-Carabineer |

GUARDIAN FALL PROTECTION

Lock-N-Climb

- Ideal for providing additional stability and weight capacity in ladder climbing applications
- Compatible with nearly any extension ladder from 16 to 40 feet in height
- Installs easily within a few minutes
- Composed of 6061-grade aluminum
- Can withstand loads in excess of OSHA, ANSI A14.2, and ANSI A14.5 regulations




| Item # | Description | Weight (lbs.) |
|--------|---|---------------|
| GU2460 | Lock-N-Climb for 16' - 20' Ext. Ladders | 9.5 |
| GU2465 | Lock-N-Climb for 24' - 40' Ext. Ladders | 13.75 |

GUARDIAN FALL PROTECTION

Guardrail System

G-Rail

- Free-standing fall prevention system
- The Guardrail component of the G-Rail System is made from powder-coated steel for supreme durability and weather resistance, and is compatible with both the Multi-Directional Baseplate and standard baseplate options
- Rail height is 42"
- Meets all applicable OSHA & ANSI standards



| Item # | Description | Weight (lbs.) |
|---------|------------------------------------|---------------|
| GU15180 | Base Plate | 72 |
| GU15181 | 10' Safety Rail | 33 |
| GU15182 | 8' Safety Rail | 30 |
| GU15183 | 6' Safety Rail | 27 |
| GU15184 | Short Toe-Board Attachment | 1.5 |
| GU15185 | Long Toe-Board Attachment | 2.9 |
| GU15177 | Multi-Directional G-Rail Baseplate | 92 |
| GU15116 | OMG-Rail | |



GUARDIAN FALL PROTECTION

Guardrail Safety Swing Gate

- Compatible with the G-Rail Guardrail System, as well as many competitors' systems
- Self-closing and self-locking to eliminate the risk of unintended access to restricted areas
- Made of powder-coated steel for superior durability and weather resistance
- Ships complete with bolts attaching to round or square tube
- Fits up to 2" maximum diameter round pipe



| Item # | Size (in.) |
|---------|------------|
| GU15105 | 18 |
| GU15110 | 24 |
| GU15111 | 36 |

GUARDIAN FALL PROTECTION **Universal Guardrail Post**

- Designed to work with Guardian's variety of guardrail mounting options
- Composed of lightweight welded steel-powder coated safety yellow
- Maximum spacing between each post is 8' apart.

| Item # | Height (in.) | Weight (lbs.) |
|---------|--------------|---------------|
| GU61133 | 52 | 11 |
| GU61135 | 65 | 14 |
| GU61136 | 74 | 17 |



GUARDIAN FALL PROTECTION **Guardrail Receiver**

- Designed to be compatible with the Guardian Guardrail Post
- Allows for the installation of guardrail systems flush against outside walls
- May be installed in both wood and concrete substrates
- Composed of powder-coated steel for superior durability and weather resistance
- Reusable for multiple installations, although new fasteners must be used for each new installation application
- Tested for concrete 2000psi or more



| Item # | Description |
|---------|-------------------------------|
| GU15158 | Guardrail Receiver For Posts |
| GU15160 | Guardrail Receiver For Boards |

GUARDIAN FALL PROTECTION **Guardrail Gusset Mount**

- Simple to install with either screws or nails
- Allows for guardrail systems to be installed flush with outside walls
- Guardrail posts used in combination with this gusset are compatible with both 2x4" boards and snap-on metal railings
- May be used in multiple installation locations if undamaged, although new fasteners must always be used with each new installation application



| Item # | Description |
|---------|---------------------------------|
| GU15159 | Standard Gusset Mount |
| GU61027 | Extended Guardrail Gusset Mount |

GUARDIAN FALL PROTECTION **Guardrail Angel Boot**

- Functions to increase the support of a guardrail system through its durable, high-strength plastic design and reinforced gussets, letting it withstand even the harshest of work environments
- Easy to install
- Can be attached to both wood and concrete
- Reusable for multiple installation applications (always use new fasteners for each new installation)
- Colored safety orange for high visibility
- Incorporates a simple to use toeboard slot for easy toeboard installation



| Item # | Dimensions (in.) |
|---------|------------------|
| GU15188 | 8½x5¾x5¼ |

GUARDIAN FALL PROTECTION **Stair Mount For Guardrail**

- Ideal solution for the installation of guardrails on unfinished stair cases
- Composed of powder-coated steel for superior durability and weather resistance
- Suitable for installation onto both wood and concrete substrates with just 4 fasteners
- Mounts with 4 screws or nails
- Engineered to be used on concrete 2,000 psi or stronger



| Item # | Description | Dimensions (in.) |
|---------|--|------------------|
| GU61140 | Stair Mount For Use With Guardrail Posts | 6x6x6 |
| GU61141 | Stair Mount For Use With 2x4 Boards | 10x6x6 |



GUARDIAN FALL PROTECTION **C-Slab Grabber**

- An ideal solution for installing guardrails during concrete decking operations
- With the C-Slab Grabber's new backup safety pin (that keeps the systems from separating), quick adjust handle, and anti-slip tape, this product easily meets or exceeds OSHA's safety standards
- Fast and easy to set up and adjusts up to a 36" slab
- The rails that can be used with this product include: 2x4's, 2x6's, or cable for rails
- The maximum spacing between each grabber is (8') apart



| Item # | Weight (lbs.) |
|---------|---------------|
| QC15500 | 21.80 |

GUARDIAN FALL PROTECTION **Parapet Clamp Guardrail System**

- Economical and easy-to-use system
- Each system includes a parapet clamp and guardrail post
- Not designed as an anchorage point for a fall protection system
- When working near a leading edge, always use a personal fall arrest or restraint system.
- Can be easily installed by one person without ladders or scaffolding
- Adjusts to wall widths between 4" to 24"
- Complies with OSHA standards
- Maximum spacing 8' apart



| Item # | Weight (lbs.) |
|---------|---------------|
| QC15170 | 19.00 |

GUARDIAN FALL PROTECTION **Parapet Anchor system**

- Can be used for the placement of guardrail uprights, single point tie-off, or in conjunction with a horizontal rope lifeline (up to a twenty foot span)
- Meets OSHA standards for guardrail and anchor point purposes
- Can fit a wall from four inches (4") to twenty inches (20") in width
- Reinforced for long life
- Rated for 5,000 pounds
- Can be used with shock absorbing lanyards and retractables
- Large easy-to-grip adjustment handles for quick set-up and proper securement
- Only one option may be performed at a given time (e.g., You cannot use the guardrail system while using the single point tie-off)
- Works with 52" Guardrail Post
- Workers can incorporate Horizontal Rope Lifeline System up to a 20 ft. span for increased mobility for one worker only



| Item # | Weight (lbs.) |
|---------|---------------|
| QC15171 | 19.00 |

GUARDIAN FALL PROTECTION **Residential Guardrail System**

- System is a roof bracket designed with a guardrail holder and bracing support
- Roof bracket is adjustable from 6/12 to 12/12, proving it to be very versatile
- Lightweight system is slotted for easy removal and compact for storage
- Can be used as a slide guard or guardrail for sloped roofs
- Maximum spacing between these systems is 8' apart
- When this system is used in conjunction with 2x4 and 2x6 toe boards, the system complies with OSHA regulations
- Roof Bracket includes Guardrail Holder and Bracing Support



| Item # | Weight (lbs.) |
|---------|---------------|
| QC15173 | 19.00 |

GUARDIAN FALL PROTECTION **Guardrail Post**

- Designed to work in conjunction with The Residential Guardrail System or Parapet Clamp Guardrail System
- Post stands 42" in height
- Maximum spacing between each post is 8'



| Item # | Weight (lbs.) |
|---------|---------------|
| QC15175 | 4.00 |

GUARDIAN FALL PROTECTION **End Rail**

- Caps off platform ends of stacker bracket by installing easily onto universal guardrail posts
- Composed of lightweight welded steel and measures 3' in height.



| Item # |
|---------|
| QC61128 |

GUARDIAN FALL PROTECTION **Stacker Bracket Frame**

- The main support to the Stacker Bracket system
- Frame itself is composed of durable welded steel and is great for eaves up to 18" in size
- Platform extends 17" below the top plate and rails hang twenty-eight inches away from the wall
- Rails are 28" out from wall



| Item # |
|---------|
| QC61129 |



BLUEWATER MANUFACTURING

Portable Fall Protection System Slab Grabber & Parapet Rail Versa-Clamp



- Expands from 2" to 16"
- Simple and fast compression locking system
- Compression Plates are off-set to protect copings and flashings
- Adjustable guardrail post allows it to allow comply with OSHA guardrail heights from the work surface
- Install at 8 foot increments
- Use on parapets or decking applications
- Toe Board Brackets are available for deck applications
- Adaptors for Kwik Rail are available for permanent placement on buildings
- Tough Safety Yellow Powder Coat Finish
- Other colors are available to match your building

Item #

BW200598

Honeywell

HONEYWELL
MULTIPRO™

Confined Space Gas Detector

The MultiPro™ is the smallest and easiest to use confined space gas detector offered by Honeywell Analytics. It offers real time readings of up to 4 gases simultaneously, one-button operation including calibration, an easy to read LCD display, audible, visible and optional vibrating alarms, standard event logger and black box data logger, an IrDA port for easy communication with a PC, and an optional sample draw pump.



Sensors and Calibration:

- Three sensors; O₂, LEL and CO, H₂S or combined CO/H₂S sensor
- User replaceable sensors
- One button auto calibration
- Calibration due reminder
- Sensor span reserve indicators during calibration for predictive maintenance

| Item # | Desc. |
|--------------|---|
| BIO54-48-300 | LEL/O ₂ |
| BIO54-48-301 | LEL/O ₂ /CO |
| BIO54-48-302 | LEL/O ₂ /H ₂ S |
| BIO54-48-314 | LEL/O ₂ /Duo-Tox (CO/H ₂ S) |

HONEYWELL

Automatic Docking Stations



Automatic docks will be the nerve center of your gas detection program. Simply place an instrument into the dock. These docks automatically bump test each instrument, automatically download detector event and maintenance data, automatically check each detector for more than 12 different performance functions, automatically run a full calibration if the unit requires it...then automatically make all of that data available to you...in clear, easy-to-read reports.

Dock Software:

- There are 2 software programs available for PC interface

Docking Station Software:

- Allows you to easily customize the instrument's settings
- Configures dock options including calibration gas set-up
- Provides docking station live bump and calibration testing status

Database Management Software:

- Allows you to access and manage the data for all instruments in your database

| Item # | Desc. |
|---|---|
| IQ Express™ Automatic Docking Stations for ToxiPro/Ltd/3Ltd Gas Monitors | |
| BIO54-46-9000 | Docking Station, stand alone or USB set up, standard version (for O ₂ , CO or H ₂ S) |
| BIO54-46-9100 | Docking Station, stand alone or USB set up, enhanced version (for O ₂ , CO, H ₂ S, SO ₂ , Cl ₂ , NO ₂ , NH ₃ , HCN or PH ₃) |
| BIO54-46-9000N | Docking Station, Ethernet-ready standard version (for O ₂ , CO or H ₂ S) |
| BIO54-46-9100N | Docking station, Ethernet-ready enhanced version (for O ₂ , CO, H ₂ S, Cl ₂ , NO ₂ , NH ₃ , HCN or PH ₃) |

MultiPro IQ Express™ Automatic Docking Stations for MultiPro Multi-Gas Monitor

| | |
|----------------|---|
| BIO54-49-9000 | Docking station, stand alone or USB setup |
| BIO54-49-9000N | Docking station Ethernet-ready |

IQ6™ Automatic Docking Stations for PHD6 Multi-Gas Monitor

| | |
|----------------|---------------------------------------|
| BIO54-54-9200 | 2-ports, * stand alone or USB set up |
| BIO54-54-9200N | 2-ports, * Ethernet-ready |
| BIO54-54-9400 | 4-ports, ** stand alone or USB set up |
| BIO54-54-9400N | 4-ports, ** Ethernet-ready |

* 2-port version recommended for standard CO, O₂, H₂S and LEL sensors configuration

** 4-port version recommended for units with IR sensor, PID sensor or non-standard configuration

HONEYWELL
TOXILTD®

Single-Sensor Gas Monitors

ToxiLtd is a 2-Year Disposable Single-Sensor Gas Monitor with features such as optional continuous real-time gas readings, top and front high intensity LED visual alarm light, event logger and a calibration reminder.

- Inquire about Optional docking station



| Item # | Description |
|-------------|------------------|
| BIO54-44-01 | CO |
| BIO54-44-02 | H ₂ S |

Honeywell

HONEYWELL

MultiPro Remote Accessories Continuous Sample Pump

- Continuous sample pump for MultiPro
- Includes 10' of sample tubing and sample probe assembly



| Item # |
|--------------|
| BIO54-49-102 |



BW TECHNOLOGIES BY HONEYWELL

GasAlertMicroClip XT Gas Detector

- Provides affordable protection from atmospheric hazards
- Slim and compact design makes it easy to wear, allowing workers to focus on the job at hand without feeling weighed down
- Easy one-button operation, workers make fewer operational errors and training time is reduced
- Uses easy-to-navigate interface common to previous generation gas monitors from BW Technologies
- Provides continuous visual confirmation of detector operation and compliance with the IntelliFlash™ feature
- Available in a variety of configurations for detecting %LEL (Combustible), O₂ (Oxygen), H₂S (Hydrogen Sulfide), and CO (Carbon Monoxide)
- Fully compatible with BW Technologies by Honeywell MicroDock II automatic test and calibration system
- Indicate Y for yellow or B for black in place of * when ordering



| Item # | Description |
|--------|-------------|
|--------|-------------|

GasAlertMicroClip XT 4-Gas Detector

BWMC2-XWHN-*-NA Detects %LEL, O₂, H₂S, CO

GasAlertMicroClip XT 3-Gas Detector

BWMC2-XWHO-*-NA Detects %LEL, O₂, H₂S

BWMC2-XWOM-*-NA Detects %LEL, O₂, CO

BWMC2-XOHM-*-NA Detects O₂, H₂S, CO

GasAlertMicroClip XT 2-Gas Detector

BWMC2-XWOO-*-NA Detects %LEL, O₂

BWMC2-OOHM-*-NA Detects H₂S, CO

BWMC2-XOHO-*-NA Detects O₂, H₂S

BWMC2-XOOM-*-NA Detects O₂, CO

GasAlertMicroClip XT 1-Gas Detector

BWMC2-XOOO-*-NA Detects O₂

BWMC2-OOHO-*-NA Detects H₂S

BWMC2-OOOM-*-NA Detects CO

BW TECHNOLOGIES BY HONEYWELL

GasAlertQuattro

- The GasAlertQuattro four-gas detector combines a comprehensive range of features with simple one-button operation
- IntelliFlash verifies operation and compliance to both the user and supervisors from up to 20 ft. / 6.1 m
- Easy to identify icons for onsite auditing and compliance
- Field-proven Surecell sensors offer an unprecedented performance, even in the harshest environments
- Easy-to-read, multi-language LCD displays all four gas concentrations (H₂S, CO, O₂ and combustibles simultaneously)
- Audible, visual and vibrating alarm
- Extended alarm bars
- Flexible, interchangeable battery options with extended runtimes
- Full function self-test is initiated upon activation and runs continuously during operation
- Heartbeat pulses continually during normal operation
- Extensive datalogging and event logging capability
- Available in a variety of configurations for detecting %LEL (Combustible), O₂ (Oxygen), H₂S (Hydrogen Sulfide), and CO (Carbon Monoxide)
- Compatible with MicroDock II automated test and calibration system
- Indicate A (Alkaline version) or R (Rechargeable version) for * when ordering



| Item # | Description |
|--------|-------------|
|--------|-------------|

GasAlertQuattro 4-Gas Detector

BWQT-XWHM-*-Y-NA Detects %LEL, O₂, H₂S, CO

GasAlertQuattro 3-Gas Detector

BWQT-XWHO-*-Y-NA Detects %LEL, O₂, H₂S

BWQT-XWOM-*-Y-NA Detects %LEL, O₂, CO

BWQT-XOHM-*-Y-NA Detects O₂, H₂S, CO

GasAlertQuattro 2-Gas Detector

BWQT-XWOO-*-Y-NA Detects %LEL, O₂

BWQT-OOHM-*-Y-NA Detects H₂S, CO

BWQT-XOHO-*-Y-NA Detects O₂, H₂S

BWQT-XOOM-*-Y-NA Detects O₂, CO

GasAlertQuattro 1-Gas Detector

BWQT-XOOO-*-Y-NA Detects O₂

BWQT-OOHO-*-Y-NA Detects H₂S

BWQT-OOOM-*-Y-NA Detects CO

Our service department
can help you calibrate
your monitors, ask
for more details.



BW TECHNOLOGIES BY HONEYWELL
Automatic Test and Calibration Station

MicroDockII

- The most cost effective way to manage the calibration and bump testing of BW Technologies by Honeywell portable gas detectors
- Fully portable and easily expandable, the MicroDock II requires no computer and provides simultaneous management of up to ten modules
- Quick and easy compliance - automatically maintain accurate records
- Automatic bump testing, calibration, record keeping and charging
- One base station with one AC outlet supports up to six modules to suit your application
- Verifies proper performance of detectors
- Multiple MicroDock II systems can be connected via a LAN
- Includes BW Technologies by Honeywell Fleet Manager software for easy data analysis
- Other configurations available



| Item # | Description |
|---------------------|--|
| BWDOCK2-2-1C1P-00-G | Base Station With GasAlertMicroClip XT module (Charging) With Power Supply And 2 Inlets |
| BWDOCK2-2-1P-00-G | Base Station With GasAlertMicroClip XT module (Charging) With No Power Supply And 2 Inlets |
| BWDOCK2-2-1C1N-00-G | Base Station With GasAlertQuattro Module (Charging) With Power Supply And 2 Inlets |
| BWDOCK2-2-1N-00-G | Base Station With GasAlertQuattro Module (Charging) With No Power Supply And 2 Inlets |



JACKSON SAFETY
Hard Hats
BlockHead™

- Meets ANSI Z89.1 Type 1, Class C, G, and E
- Full 360 degree brim adds protection from nature's elements
- High Density Polyethylene (HDPE) - 16.3 oz.
- 8 pt. ratchet suspension



| Item # | Color |
|-----------|-------|
| JS3014874 | White |

JACKSON SAFETY
Hard Hats
Charger™

- Meets ANSI Z89.1 Type 1, Class C, G and E
- High Density Polyethylene (HDPE) - 13.5 oz.
- Contoured dome maximizes protection
- 4 pt. ratchet suspension



| Item # | Color |
|-----------|-----------|
| JS3013372 | Neon-Pink |

JACKSON SAFETY
Hard Hats
Sentry III™

- High Density Polyethylene (HDPE) - 12.5 oz.
- 6 pt. ratchet suspensions offer two additional points of impact absorbance
- Can be printed with private label/logo



| Item # | Color |
|-----------|---------------|
| JS3000061 | Yellow |
| JS3000064 | White |
| JS3000067 | Gray |
| JS3000070 | Green |
| JS3000072 | Blue |
| JS3000075 | Red |
| JS3000078 | Orange |
| JS3000085 | Hi-Viz Orange |

JACKSON SAFETY
Bump Caps

- For work situations that do not require ANSI hard hat protection
- Molded from high-density polyethylene for lightweight comfort



| Item # | Color |
|-----------|------------|
| JS3001937 | White |
| JS3001938 | Dark Green |
| JS3001939 | Dark Blue |
| JS3001941 | Red |

JACKSON SAFETY
Nylon Brackets
Huntsmen A-5500SN

- Fits most safety caps without slots
- Heavy-duty rubber cord holds bracket in place
- Dielectric



| Item # |
|-----------|
| JS3000447 |

JACKSON

JACKSON SAFETY **Faceshield Bracket Huntsmen A-5500X**

- Lightweight 100% nylon bracket
- For slotted cap, pivots up and secures in 3 different positions



Item #

JS3000448

JACKSON SAFETY **Hat Coil Spring Attachment**

- Metal device for non-slotted hats
- Curved aluminum channel and coil spring attachment
- Allows for attachment of any Jackson Safety faceshield to protective full brim hat
- Ideal for bill forward user
- Attaches to Blockhead



Item #

JS3002442

JACKSON SAFETY **Winter Liner 225 Plus**

- Three layers of thick foam under a blue 100% quilted nylon shell



Item #

JS3000442

JACKSON SAFETY **Winter Liner Windjammer™ IV**

- Silver with black fastener straps and elastic border stitching
- Heavy duty polyester fleece



Item #

JS3005346

JACKSON SAFETY **Winter Liner AA-7 Windgard™**

- Knitted tube cap style traps warmth and prevents moisture build-up, keeps wind out
- Flame retardant treated polyester - Navy blue color



Item #

JS3000434

JACKSON SAFETY **Winter Liner AA-8 Windgard™**

- Knitted tube hat style for 360 degree brim hats - Red color
- Warmth for temps 32° to 0° F (0° to -20°C)



Item #

JS3000436

JACKSON SAFETY **Winter Liner**

400

- Full head and neck coverage with extra-long nape and wrap-around collar
- 100% cotton, denim exterior
- Thick, sherpa lining for maximum warmth



Item #

JS3000441

JACKSON SAFETY **Pinlock Suspension**

- Replacement 6 pt. pinlock suspension for Sentry III



Item #

JS3000094

JACKSON SAFETY **Ratchet Suspension**

- Replacement 6 pt. ratchet suspension for Sentry III



Item #

JS3000095

JACKSON SAFETY **Ratchet Suspension**

- Replacement 8 pt. ratchet suspension for Blockhead



Item #

JS3014879

JACKSON

JACKSON SAFETY Drybrow Sweatbands

- Keep cool and prevent perspiration from running into your eyes



| Item # | Desc. |
|-----------|---------------------|
| JS3005334 | AA-100 Elastic Band |

JACKSON SAFETY Replacement Sweatbands

- Replacement sweatband for hats and caps
- Made of a Coolmax® terry cloth material to wick away user's perspiration for comfort
- Sweatband only (hat not included)



| Item # |
|-----------|
| JS3000105 |

MSA

MINE SAFETY APPLIANCES CO.

Safety Caps V-Gard®

- 4-point Fas-Trac® polyethylene shell and suspension
- The rigid shell is lightweight and balanced for all-day wearing comfort
- The shell is one-piece injection-molded of high-density polyethylene and has high dielectric strength



| Item # | Color |
|-------------|--------------------|
| MIN475358 | White |
| MIN475359 | Blue |
| MIN475360 | Yellow |
| MIN475361 | Orange |
| MIN475362 | Green |
| MIN475363 | Red |
| MIN10061512 | Yellow/Green HiVis |

MINE SAFETY APPLIANCES CO.

Protective Caps Skullgard®

- Skullgard® caps feature heavy-duty construction for use in steel mills and other heavy industries
- Skullgard® caps meet or exceed the applicable requirements for a Type I helmet (top impact) as outlined in ANSI Z89.1 1997, class G (electrical—low voltage) (formerly class A)



| Item # | Color | Style |
|-----------|-------------|-------|
| MIN475395 | Natural Tan | Cap |
| MIN475407 | Natural Tan | Hat |

Fas-Trac Suspension For Above

MIN473334

MINE SAFETY APPLIANCES CO.

Vented Safety Caps V-Gard® Advance®

- Cooling vents for improved air circulation
- Lightweight design for added comfort
- Lateral contours above the ear for easy integration of hearing protection
- 4-point Fas-Trac® suspension
- Glaregard™ under brim to reduce reflective glare



| Item # | Color |
|-------------|-------|
| MIN10034018 | White |

Fas-Trac Suspension For Above

MIN10087220

MINE SAFETY APPLIANCES CO.

Safety Hats V-Gard®

- Polyethylene shell provides superior impact protection
- Self-adjusting crown straps ensure a comfortable fit
- Approvals:
SEI - HD_MSA_03_V29_LT, ANSI/ISEA Z89.1-2009 (Class E, Type I), CSA Z94.1-2005 (Class E, Type I) when assembled with MSA Fas-Trac® or 1-Touch® Suspension



| Item # | Color |
|-----------|-------|
| MIN473568 | Blue |
| MIN475369 | White |
| MIN475371 | Red |

MINE SAFETY APPLIANCES CO.

Terri-Band Sweatbands

- Custom design fits all MSA helmets
- Washable and has plastic snaps
- 10 per package



| Item # |
|-----------|
| MIN696688 |

MSA

MINE SAFETY APPLIANCES CO.

V-Gard Frames For Caps

- Unique 3-point visor loading to fit and remove visors quickly
- Sloped design allows material to easily slide off the frame
- Works with or without ear muffs
- Perfect Compatibility with many half-mask respirators and more
- Non-metal construction for use in electrical applications
- Replaceable, optional debris control creates tight seal between frame and helmet



Item #

MIN10115730

MINE SAFETY APPLIANCES CO.

Hard Hat Vehicle Rack

- Fits over the back of car seat
- Holds hard hats and caps



Item #

MIN696389



RADIANS

Neck Shade

- A lightweight cooling device that fits both cap style and full brim hard hats
- Protects neck by shading from harmful UV rays
- FR: "Non-durable FR protection" is achieved by chemically treating a material that is not naturally fire retardant, but becomes self-extinguishing after the treatment
- NFPA 701 (2004) FR Treated 100% polyester mesh
- Hi-Viz Green



Item #

RVNSG

JACKSON

JACKSON SAFETY

Safety Glasses

Nemesis™

- Sleek, sporty style
- Soft touch temples
- Lightweight construction
- Single lens wrap-around protection



| Item # | Lens Color | Frame Color |
|-----------|---------------------|-------------|
| JS3000354 | Clear | Black |
| JS3000355 | Clear-Antifog | Black |
| JS3000356 | Smoke | Black |
| JS3000357 | Indoor/Outdoor Lens | Black |
| JS3000358 | Blue Mirror | Black |
| JS3000359 | Amber | Black |
| JS3011373 | Light Blue | Black |
| JS3011375 | Bronze | Camo |
| JS3020706 | Clear | Camo |
| JS3020707 | Smoke | Camo |
| JS3020708 | Amber | Camo |
| JS3020709 | Smoke | Inferno Red |

JACKSON SAFETY

Safety Glasses

Nemesis Readers

- Polycarbonate lenses
- Base curve 7



| Item # | Frame/Lens Color | Diopter Strength |
|-----------|------------------|------------------|
| JS3013306 | Black/Clear | +1.5 |
| JS3013307 | Black/Clear | +2.0 |
| JS3013308 | Black/Clear | +2.5 |
| JS3020285 | Black/Smoke | +1.5 |
| JS3020286 | Black/Smoke | +2.0 |
| JS3020287 | Black/Smoke | +2.5 |

JACKSON SAFETY

Safety Glasses 30-06 Dual Readers

- Polycarbonate lenses
- Base curve 7
- Top and bottom segments for close up work overhead, prevents neck strain



| Item # | Frame/Lens Color | Diopter Strength |
|-----------|------------------|------------------|
| JS3013328 | Black/Clear | +2.0 |
| JS3013329 | Black/Clear | +2.5 |

JACKSON

JACKSON SAFETY Safety Glasses Element™

- Lightweight design
- Universal nose bridge for comfort
- Base Curve 9.5
- High impact and 99.9% UV protection



| Item # | Lens Color | Frame Color |
|-----------|----------------|-------------|
| JS3004880 | Clear | Black |
| JS3004882 | Smoke | Black |
| JS3004883 | Amber | Black |
| JS3011379 | Indoor/Outdoor | Black |
| JS3011380 | Blue Mirror | Black |

JACKSON SAFETY Safety Glasses HellRaiser™

- Steamlined, sunglass styling
- Extreme lightweight design
- High performance polycarbonate lens
- Flex point temples for comfort and stability
- Base Curve 8



| Item # | Lens Color |
|-----------|----------------|
| JS3013851 | Clear |
| JS3013854 | Smoke |
| JS3013856 | Indoor/Outdoor |
| JS3013858 | Blue Mirror |

JACKSON SAFETY Safety Glasses Over The Glass V50 OTG™

- Now available in IRUV 5.0 - ideal for grinding or cutting applications
- Fits over most prescription glasses
- Integral side shields for added protection
- Base Curve 4



| Item # | Lens Color | Frame Color |
|-----------|-------------------------|-------------|
| JS3015022 | Clear Anti-Fog | Black |
| JS3015023 | Smoke Mirror Anti-Fog | Black |
| JS3015024 | Indoor/Outdoor Anti-Fog | Black |

JACKSON SAFETY Safety Goggles MonoGoggle® 202 Series

- Chemical splash goggle
- .060 polycarbonate lens



| Item # |
|-----------|
| JS3005052 |

JACKSON SAFETY Faceshields

- Polycarbonate: Optical-grade thick polycarbonate from extruded sheet or injection molded resin provide superior secondary impact protection and increased scratch resistance
- Petg: Provides quality impact protection at an economical price. Ideal for any worker who needs light impact protection and is not exposed to high heat applications, offers good scratch resistance and distortion free optics



| Item # | Size (in.) | Color | Type |
|-----------|------------|------------|---------------|
| JS3005399 | 8 x 15.5 | Clear | PETG |
| JS3005379 | 8 x 15.5 | Dark Green | Polycarbonate |
| JS3005378 | 8 x 15.5 | Clear | Polycarbonate |
| JS3005371 | 8 x 15.5 | Clear | Polycarbonate |
| JS3000127 | 8 x 15.5 | Dark Grey | Mesh Steel |

JACKSON SAFETY Headgear Model K

- Soft, absorbent wrap-around foam cushioned sweatband gently hugs the natural shape of the head
- High performance ratchet
- Crown assembly pivots up
- Low-riding nape strap for firm fit
- Faceshield window not included



| Item # |
|-----------|
| JS3000001 |

UVEX by Honeywell

UVEX BY HONEYWELL Safety Glasses

Astrospec® OTG 3001 Uvex

- Large enough to fit over most prescription spectacles yet light weight
- Patented Duoflex™ temples
- Patented lens inclination system
- Adjustable temple length
- Single-piece panoramic lens
- Unique lens replacement system
- Impact resistant polycarbonate lenses block 99.9% of UV rays
- Meets military Vo ballistic test for impact
- Meets ANSI Z87+ (High Impact) and is certified to CSA Z94.3 standards



| Item # | Lens Tint & Coating |
|----------|---------------------|
| UVS2500C | Clear XTR |
| UVS2504C | Gray XTR |



UVEX BY HONEYWELL

Safety Glasses

Genesis® Uvex



- Patented dual 9-base wrap-around lens
- Soft elastomer browguard
- Three position ratchet lens inclination
- Ventilation channel between frame and lens
- Lens design follows cheekbone contour
- Soft, flexible "fingers" bridge adjusts to nasal profiles
- Meets military Vo ballistic test for impact
- Meets ANSI Z87+ (High Impact, certified to CSA Z94.3 standards)

| Item # | Lens Tint & Coating |
|--------|---------------------|
|--------|---------------------|

Black Frame

| | |
|----------|--------------|
| UVS3200X | Clear XTR |
| UVS3201X | Espresso XTR |
| UVS3202 | Amber UD |
| UVS3203 | Mirror UD |

Replacement Lenses

| | |
|----------|--------------|
| UVS6900X | Clear XTR |
| UVS6901X | Espresso XTR |
| UVS6902 | Amber UD |
| UVS6903 | Mirror UD |

UVEX BY HONEYWELL

Safety Glasses

Uvex Seismic™ Sealed Eyewear



- Provides protection against impact, sun, wind, dust and airborne debris
- Ideal for dirty, high-particulate work environments such as grinding, chipping, shaving and sanding
- Uvextra™ AF anti-fog coating
- Meets ANSI Z87.1-2003 (High Impact) and CSA Z94.3 standards (ANSI-certified for use with and without cushion-lined frame)

| Item # | Lens Tint | Frame Color |
|----------|-----------|-------------|
| UVS0600X | Clear | Black |
| UVS0601X | Espresso | Black |

UVEX BY HONEYWELL

Stealth® Goggles

Uvex



- Easy lens replacement system
- Exclusive Uvextreme® AF lens coating provides anti-fog, anti-scratch, anti-static, and anti-UV protection
- Unique toric lens design offers a close fit, superior optics, and dramatically improved peripheral vision
- Elastomer seal stays amazingly soft, pliable, and comfortable for the life of the frame

| Item # | Lens Tint & Coating |
|----------|---------------------|
| UVS3960C | Clear XTR |



RADIANS Safety Glasses

Quatro™



- Radians Cuatro™ 4-in-1 Foam Lined Safety Eyewear has interchangeable head strap and temples
- Use with or without closed cell foam insert which protects against airborne dust and debris
- Removable head strap provides an adjustable safety goggle-like fit
- Safety eye wear temples easily snap-in.
- Anti-Fog polycarbonate protective lens provides impact resistance and fog control
- Rubber nose piece for all day comfort.
- Meets ANSI Z87.1+ standards.

| Item # | Lens Tint & Coating |
|----------|---------------------|
| RVCT1-11 | Clear Anti-Fog |
| RVCT1-21 | Smoke Anti-Fog |



UVEX BY HONEYWELL

Eyewear Hang Cords

Uvex



- Provide convenient access to safety eyewear and encourage greater compliance
- Universal neck cord
- Color: Black

| Item # |
|--------|
| UVS501 |

UVEX BY HONEYWELL

Eyewear Pouch

Uvex



- Fit most Uvex eyewear to protect lenses from scratches and abrasion
- Nylon drawstring pouch

| Item # |
|--------|
| UVS487 |



UVEX BY HONEYWELL

Lens Cleaner Towelettes

Uvex

- Handy pocket size towelettes, pre-moistened with Uvex Clear® lens cleaning solution, are ideal for anti-fog coatings and scratch-resistant coatings
- Does not contain silicone
- 100 per box



Item #

UVS468

UVEX BY HONEYWELL

Fog Eliminator Cloths

Uvex

- Formulated to effectively protect lenses from all types of fogging caused by cold, high humidity or sudden temperature changes
- Safe for all surfaces, including polycarbonate and glass
- Each cloth provides multiple applications
- Streak and film free, alcohol and silicone free
- Non-flammable and non-toxic
- 100 per box



Item #

UVS477



EDGE EYEWEAR

Brazeau Safety Glasses

Polarized

- Provide 99.9% protection from UVA, UVB and UVC rays
- Black frames wraparound design
- High Velocity Impact Resistant - .25" steel ball at 150 ft/s (ANSI)
- High Mass Impact Resistant - 17.6 oz. projectile from 50" drop



| Item # | Lens | Frame Color |
|-----------|----------|-------------|
| EDTXB236 | Smoke | Black |
| EDTXB246 | Smoke | White |
| EDTXBG216 | Gradient | Black |

EDGE EYEWEAR

Dakura Safety Glasses Polarized



- Provide 99.9% protection from UVA, UVB and UVC rays
- Black frames wraparound design
- High Velocity Impact Resistant - .25" steel ball at 150 ft/s (ANSI)
- High Mass Impact Resistant - 17.6 oz. projectile from 50" drop

| Item # | Lens |
|---------------|----------------------------|
| EDTSM212 | Yellow |
| EDTSM215 | Copper |
| EDTSM216 | Smoke |
| EDTSMAP218 | Aqua Precision Blue Mirror |
| EDTSM21-G15-7 | Silver Mirror |

EDGE EYEWEAR

Kazbek Safety Glasses Polarized



- Provide 99.9% protection from UVA, UVB and UVC rays
- Black frames wraparound design
- High Velocity Impact Resistant - .25" steel ball at 150 ft/s (ANSI)
- High Mass Impact Resistant - 17.6 oz. projectile from 50" drop

| Item # | Lens |
|---------------|----------------------------|
| EDTSK215 | Copper |
| EDTSK216 | Smoke |
| EDTSKAP218 | Aqua Precision Blue Mirror |
| EDTSK21-G15-7 | Silver Mirror |

EDGE EYEWEAR

Khor Safety Glasses Polarized



- Provide 99.9% protection from UVA, UVB and UVC rays
- Black frames wraparound design
- High Velocity Impact Resistant - .25" steel ball at 150 ft/s (ANSI)
- High Mass Impact Resistant - 17.6 oz. projectile from 50" drop

| Item # | Lens |
|-------------|----------------------------|
| EDTSDK215 | Copper |
| EDTSDKAP218 | Aqua Precision Blue Mirror |

EDGE EYEWEAR

Reclus Safety Glasses Polarized



- Provide 99.9% protection from UVA, UVB and UVC rays
- Black frames wraparound design
- High Velocity Impact Resistant - .25" steel ball at 150 ft/s (ANSI)
- High Mass Impact Resistant - 17.6 oz. projectile from 50" drop

| Item # | Lens |
|-----------|----------|
| EDTSRG216 | Gradient |



EDGE EYEWEAR

Khor Safety Glasses Camo Kit

- Includes Smoke, Yellow and Anti-Reflective Interchangeable Lenses
- Camo Frames Wraparound Design
- Provide 99.9% Protection from UVA, UVB and UVC Rays
- ANSI Z87.1+ 2010 Compliant



| Item # | Frame Color |
|------------|--------------|
| EDTSK21CK | Forest Camo |
| EDTSK21DCK | Digital Camo |

EDGE EYEWEAR

Leash Nylon Cord

- Holds the glasses firmly in place while allowing you to hang them from your neck



| Item # |
|--------|
| ED9701 |

EDGE EYEWEAR

Leash Floater Cord

- Holds the glasses firmly in place while allowing you to hang them from your neck



| Item # |
|--------|
| ED9705 |



HOWARD LEIGHT BY HONEYWELL

Disposable Foam Earplugs Multi Max®

Howard Leight



- Uniquely designed two-size-in-one earplug - you have the choice of which tip fits and works best and is most comfortable for you
- Combines high ratings with convenient size flexibility-works for easy inventory
- Smooth, soil-resistant skin features
- Noise reduction rating NRR 31dB
- High-visibility colors, packed in poly bags
- 200 pair per box

| Item # |
|--------|
| HLMM-1 |

HOWARD LEIGHT BY HONEYWELL

Reusable Earplugs

AirSoft®

Howard Leight

- Advanced air pocket design features internal noise-blocking fins
- Four-flange profile creates better seal in the ear canal
- Less pressure in the ear canal eliminates that "plugged up" feeling
- Rounded flanges, tapered shape fits better in the ear canal
- Firm stem facilitates easy insertion and removal
- Outstanding noise-blocking protection – NRR27dB



| Item # | Desc. | Qty/Box |
|------------|----------|---------|
| HLDPAS-1 | Uncorded | 200 pr |
| HLDPAS-30R | Corded | 100 pr |

HOWARD LEIGHT BY HONEYWELL

Reusable Foam Earplugs Quiet®

Howard Leight

- Features a built-in flexible foam stem which allows wearer to adjust plug for a comfortable fit
- Self-adjusting soft foam eliminates waiting for plug expansion
- Pre-shaped for form fitting protection and exceptional comfort, flared ends makes removal easy
- Washes with soap and water
- Each pair is packaged in convenient plastic reusable flip-top box
- NRR 26 dB
- 100 pair per box



| Item # | Desc. |
|--------|----------|
| HLQD1 | Uncorded |
| HLQD30 | Corded |

HOWARD LEIGHT BY HONEYWELL

Disposable Foam Earplugs Max®

Howard Leight

- Compressible foam rolls up small for easy insertion
- Expands in ear canal for a custom fit
- Smooth surface for comfort and hygiene
- Preshaped and tapered
- Soil-resistant skin
- Bright orange-red color
- NRR 33dB



| Item # | Desc. | Qty/Box |
|----------|----------|---------|
| HLMAX-1 | Uncorded | 200 pr |
| HLMAX-30 | Corded | 100 pr |



HOWARD LEIGHT BY HONEYWELL

Disposable Foam Earplugs Max Lite® Howard Leight



- Reduces noise and eliminates pressure on ear canal
- Smooth surface for comfort and hygiene
- Non-irritating, non-allergenic
- Preshaped and tapered
- Can be used by wearers with small ear canals
- Ends flared for easy removal
- Fluorescent green color
- NRR 30dB

| Item # | Desc. | Qty/Box |
|----------|----------|---------|
| HLLPF-1 | Uncorded | 200 pr |
| HLLPF-30 | Corded | 100 pr |

HOWARD LEIGHT BY HONEYWELL

Hearing Bands Howard Leight



- Smooth, ergonomic pods fit in the ear for maximum protection
- Patented band design prevents ear pods from touching dirty or contaminated surfaces
- Lightweight and portable – designed especially for environments with intermittent noise hazards
- Includes pair of replacement pods

| Item # | Type | NRR Rating |
|----------|-------------|------------|
| HLQB1HYG | Inner Aural | 27 dB |
| HLQB2HYG | Supra Aural | 25 dB |
| HLQB3HYG | Semi Aural | 23 dB |

Replacement Pods

| | |
|------------|------------|
| HLQB100HYG | For QB1HYG |
| HLQB200HYG | For QB2HYG |
| HLQB300HYG | For QB3HYG |

HOWARD LEIGHT BY HONEYWELL

Noise Blocking Earmuffs QM24+® Earmuff Howard Leight



- This 6 oz. dielectric muff is hard to beat during prolonged usage
- The high visibility red cups and black band add style to an extremely functional earmuff
- Economical three-position usage, supplied with an adjustable crown strap for a secure fit when worn behind the head or under the chin
- NRR 25 dB when worn over or behind head

| Item # |
|---------|
| HLQM24+ |

HOWARD LEIGHT BY HONEYWELL

Noise Blocking Earmuffs Howard Leight



Leightning®:

- Maximum protection from an earmuff
- Robust steel headband withstands demanding use
- Padded foam headband and super-soft ear cushions deliver long wearing comfort
- Contemporary design improves wearer compliance
- Telescoping height adjustment

Thunder®:

- Top of the line protection and comfort
- Non-deforming comfort headband fits all head sizes
- Ventilated inner headband and soft pads for maximum comfort
- Quick-Click height adjustment
- Dielectric design safe for electrical environments

Leightning and Thunder feature patented Air Flow Control(TM) technology that improves overall protection without increasing earcup size or weight

| Item # | Desc. | Style |
|-----------|-----------------------|-------------|
| HL1010924 | Leightning® L3/NRR30 | Headband |
| HL1011997 | Leightning® L2F/NRR27 | Headband |
| HL1010970 | Thunder® T3/NRR30 | Cap Mounted |
| HL1011603 | Thunder® NRR27 T3H | Folding |

MOLDEX

MOLDEX-METRIC

Ear Plugs SparkPlugs®

- Uncorded foam earplugs
- NRR33
- 200 pair per box



Item #

MX6604

MOLDEX-METRIC

HandyStrap® Respirators

- HandyStrap® with buckle, allows mask to hang around neck when not in use
- Stretch cloth strap is comfortable against skin
- Ventex® valve lets hot air out faster
- Soft foam nose flange for comfort
- Size medium/large



| Item # | Desc. |
|-----------|---|
| MX2600N95 | N95 series without valve |
| MX2700N95 | N95 series with valve |
| MX2800N95 | N95 series plus nuisance organic vapors |
| MX2730N10 | N100 series with valve |

MOLDEX

MOLDEX-METRIC

Disposable Respirators

- Easier to wear, have a pinch-free nose bridge
- Dura-Mesh® shell protects the filter media, resists collapsing
- Four elastic straps securely attached
- Size: medium/large



| Item # | Desc. |
|-----------|--------------------------|
| MX2200N95 | N95 series without valve |
| MX2300N95 | N95 series with valve |

Honeywell

HONEYWELL

Half Mask Respirators

Survivair 2000 Series

- Unique sliding adjustment system on head harness, keeps loose straps secure and out of wearer's vision
- Durable silicone face piece: guaranteed to withstand five years of washings
- Easily convertible and compatible: This half mask converts easily to a belt-mounted Powered Air Purifying Respirator and its replaceable cartridges/filters are compatible with all Survivair half mask and full face piece air purifying respirators



| Item # | Size |
|-----------|--------|
| SRB250000 | Small |
| SRB260000 | Medium |
| SRB270000 | Large |

HONEYWELL

Half Mask Respirators

Survivair Blue 1™

- Dual flange protection with speaking diaphragm
- Made of comfortable, pliable silicone; the mask will not lose elasticity even in extreme hot or cold weather
- Economical solution for improving wearer communication
- Dual sealing flange provides excellent face piece seal for secure fit
- Easily convertible to Continuous Flow SAR without the aid of tools



| Item # | Size |
|----------|--------|
| SR210010 | Small |
| SR220010 | Medium |
| SR230010 | Large |

HONEYWELL

Full Face Respirators

Survivair Opti-Fit™

- Comfortable, durable silicone skirt
- 5-strap suspension headgear
- Nose cup is a standard feature to prevent fogging
- Lens is replaceable and treated with an anti-scratch coating
- Molded in speaking diaphragm



| Item # | Size |
|----------|--------|
| SR762000 | Medium |
| SR772000 | Large |

HONEYWELL

Respirator Cartridges

- Accessories for S-Series respirators

| Item # | Desc. |
|-------------------|------------------------|
| Cartridges | |
| SR100100 | Organic Vapors (OV) |
| SR100200 | Acid Gases (AG) |
| SR100844 | Multi-Contaminant (MC) |



Filters

| | |
|----------|-------------------|
| SR105014 | P100 Particulate |
| SR119044 | P100 Slimline |
| SR106010 | N95 Organic Vapor |

Accessories

| | |
|-----------|-----------------|
| SR140171 | Filter Retainer |
| SRB140074 | Filter Base |

HONEYWELL

Cleaning Wipes

- Wipes do not affect the integrity of the respirator face piece
- Pre-moistened & disposable
- Reduces the hazard of contamination
- Box includes 100 individually packaged wipes



| Item # |
|----------|
| SR140096 |

Breathe easy,
We're here to help!



MEMPHIS GLOVE *Work Gloves*

- Cow leather, slip-on cuffs
- Keystone thumb
- Shirred elastic back
- Select grade

| Item # | Size |
|------------|----------|
| MG3211-XS | X-Small |
| MG3211-S | Small |
| MG3211-M | Medium |
| MG3211-L | Large |
| MG3211-XL | X-Large |
| MG3211-XXL | XX-Large |



MEMPHIS GLOVE *Work Gloves*

- Cow leather gloves with cotton backs
- Gunn pattern select split
- Double leather palm, fleece lining, shirred back
- 2-1/2" rubberized safety cuff

| Item # | Size |
|--------|-------|
| MG1361 | Large |



MEMPHIS GLOVE *Work Gloves* *Big Jake Series*

- Cow leather gloves with cotton backs
- Gunn pattern heavy select
- Side leather palm, 8 oz jersey lining, 9 oz. canvas back
- 2-3/4" rubberized cuff
- Sewn w/Kevlar

| Item # | Size |
|----------|---------|
| MG1700L | Large |
| MG1700XL | X-Large |



MEMPHIS GLOVE *Work Gloves*

Arctic Jack® Series

- Thinsulate® lining
- Grain pigskin

| Item # | Desc. | Size |
|----------|--------------------|-------|
| MG1965-L | 2 1/2" Safety Cuff | Large |
| MG1966-L | Knit wrist | Large |



MEMPHIS GLOVE *Insulated* *Driver's Gloves*

- Premium grain pigskin Thinsulate® lined
- Keystone thumb

| Item # | Size |
|-----------|---------|
| MG3460-S | Small |
| MG3460-M | Medium |
| MG3460-L | Large |
| MG3460-XL | X-Large |



MEMPHIS GLOVE *Deerskin* *Driver's Gloves*

- Red jersey lined
- Keystone thumb
- Split deer back grain deer palm
- Self hemmed

| Item # | Size |
|-----------|---------|
| MG3555-M | Medium |
| MG3555-L | Large |
| MG3555-XL | X-Large |



MEMPHIS GLOVE *Deerskin* *Driver's Gloves*

- Premium grain deerskin leather
- Keystone thumb
- Self hemmed

| Item # | Size |
|-----------|---------|
| MG3500-M | Medium |
| MG3500-L | Large |
| MG3500-XL | X-Large |



MEMPHIS GLOVE *Welder's Gloves*

Bob Cat™

- Select side cow leather
- Gunn pattern brown
- Straight thumb w/reinforcement
- Grey cuff w/flame-resistant cuff liner
- Sewn w/Kevlar

| Item # | Size |
|--------|-------|
| MG4740 | Large |





MEMPHIS GLOVE **Cotton Gloves**

- 8 oz. cotton canvas
- Clute pattern
- Straight thumb
- 2.5" knit wrist



| Item # |
|---------|
| MG8100C |

MEMPHIS GLOVE **Cotton Gloves**

Dotted Palm

- 8 oz. regular weight cotton canvas
- PVC dotted palm, index finger and thumb
- 2.5" knit wrist
- Straight thumb
- Clute pattern



| Item # | Size |
|--------|-------|
| MG8802 | Small |
| MG8808 | Large |

MEMPHIS GLOVE **String-Knit Gloves**

- Cotton/Polyester blend
- 7 gauge regular weight
- Natural color, hemmed



| Item # | Size |
|-----------|-------------|
| MG9500XSM | Extra Small |
| MG9500MM | Medium |
| MG9500LM | Large |

MEMPHIS GLOVE **String-Knit Gloves**

Thermostat™

- Blue, 10 gauge, 100% thermostat
- One Size Fits All



| Item # |
|--------|
| MG9622 |

MEMPHIS GLOVE **Jersey Gloves**

- Cotton brown jersey
- Knit wrist
- Clute cut
- Straight thumb
- 7100P - 100% cotton



| Item # | Size |
|---------|-------|
| MG7102 | Small |
| MG7100P | Large |

MEMPHIS GLOVE **Powdered Vinyl Gloves** **SensaGuard™**

- Industrial Grade - Blue
- 5 mil thickness
- Ambidextrous w/rolled cuffs
- Component materials comply with FDA regulations for food contact
- 100 gloves per dispenser



| Item # | Size |
|-----------|---------|
| MG5030-L | Large |
| MG5030-XL | X-Large |

MEMPHIS GLOVE **Industrial Grade** **Powdered Latex Glove** **Sensaguard™ Disposable**

- Sensaguard seamless rubber glove
- 5 mil Latex
- Ambidextrous
- Non-sterile
- Component materials comply with FDA regulations for food contact
- 100 Gloves per Dispenser
- Made in ISO 9002 approved factory



| Item # | Size |
|-----------|---------|
| MG5060-S | Small |
| MG5060-M | Medium |
| MG5060-L | Large |
| MG5060-XL | X-Large |

MEMPHIS GLOVE **Powder Free Latex** **Gloves** **Med-Tech™**

- 11 mil thickness
- Component materials comply with FDA regulations for food contact
- Ambidextrous w/rolled cuffs
- 12" Length
- 50 Gloves per dispenser



| Item # | Size |
|----------|-------|
| MG5049-L | Large |



MEMPHIS GLOVE PVC Gloves

- Double dipped black PVC
- Sandpaper finish



| Item # | Size | Liner | Style |
|----------|-------|-----------|---------------|
| MG6100S | Large | Interlock | 3" knit wrist |
| MG6212SJ | Large | Jersey | 12" gauntlet |

MEMPHIS GLOVE PVC Gloves

- Double dipped red PVC
- Jersey liner, sandpaper finish
- 14" Gauntlet



| Item # |
|---------|
| MG6454S |

MEMPHIS GLOVE PVC Gloves

- Double dipped black PVC
- Jersey lining, rough finish



| Item # | Gauntlet |
|----------|----------|
| MG6512SJ | 12" |
| MG6514SJ | 14" |

MEMPHIS GLOVE Nitrile Gloves

Nitri-Chem

- 11 Mil thick
- Green nitrile gloves, unlined
- Straight cuff, pebble embossed grip



| Item # | Size |
|--------|-----------------|
| MG5309 | 9 (Men's Large) |
| MG5310 | 10 (Men's XL) |

MEMPHIS GLOVE Nitrile Gloves NitriShield®

- 8 mil industrial grade
- Blue nitrile
- Powder free
- Straight cuff
- Approved for food service



| Item # | Size |
|-----------|---------|
| MG6030-L | Large |
| MG6030-XL | X-Large |

MEMPHIS GLOVE Nitrile Gloves NitriShield® Stealth

- 3 Mil black Nitri-Shield Stealth
- Rolled Cuff
- Industrial/Food Service grade



| Item # | Size |
|-----------|---------|
| MG6060-L | Large |
| MG6060-XL | X-Large |

MAJESTIC GLOVE String Knit, Rubber Palm Dipped, Knit Wrist Atlas

- Provides excellent tear resistance along with solid abrasion and puncture resistance in a high dexterity glove
- Natural rubber glove that provides durable protection without sacrificing long-wearing comfort
- Cotton/polyester lining provides a comfortable fit
- Rough textured lightweight natural rubber coating provides outstanding grip
- Elastic knit-wrist secures the glove above the wrist for comfort and preventing debris from entering the glove



| Item # | Size |
|-----------|---------|
| MJ3385-S | Small |
| MJ3385-M | Medium |
| MJ3385-L | Large |
| MJ3385-XL | X-Large |

We have lots of
gloves on hand!

Honeywell

HONEYWELL *Pure Fit™ Gloves*

- 13 Cut, lightweight white nylon shell with gray foamed nitrile palm coating
- Lightweight knit enhances ventilation to keep hands cool and dry
- Lightweight fibers provide superior tactile sensitivity for precision handling and delicate operations
- Filament yarn reduces linting and is easily laundered for extended use



| Item # | Size |
|-----------|---------|
| PFG390-S | Small |
| PFG390-M | Medium |
| PFG390-L | Large |
| PFG390-XL | X-Large |



MAJESTIC GLOVE *String Knit, Rubber Palm Dipped, Knit Wrist, Winter Lined*

Atlas

- Cotton/polyester napped knit shell that provides a cushion of air to protect hands from cold applications
- Natural rubber coating on palm and fingertips offers excellent abrasion resistance.



| Item # | Size |
|-----------|---------|
| MJ3388-S | Small |
| MJ3388-M | Medium |
| MJ3388-L | Large |
| MJ3388-XL | X-Large |

MAJESTIC GLOVE *Hi-Vis Coated Winter Knit Glove*

Polar Penguin

- Hi-Vis terry lined, yellow knit
- Precurved Design Promotes Easy Flexing
- Rubber Palm has Excellent Wear and Resistance



| Item # | Size |
|------------|---------|
| MJ3396H-M | Medium |
| MJ3396H-L | Large |
| MJ3396H-XL | X-Large |

Honeywell

HONEYWELL *Pure-Fit™*

- 13 Cut, lightweight charcoal HPPE shell liner with gray polyurethane palm and fingertip coating
- Combination of HPPE fiber with nitrile palm coating offers increased cut resistance and superior abrasion resistance



| Item # | Size |
|-----------|---------|
| PFG541-L | Large |
| PFG541-XL | X-Large |

Ansell

ORS-NASCO *HyFlex®*

Dyneema® and LYCRA® liner

- Cool and comfortable feeling
- Relaxed, natural fit liner helps reduce hand fatigue
- Polyurethane coating and liner combination
- Improves tactile sensitivity
- Excellent grip in dry environments
- Effective control in minimally oily environments
- Launderable, durable materials



| Item # | Size |
|-------------|------|
| AG11-627-8 | 8 |
| AG11-627-9 | 9 |
| AG11-627-10 | 10 |
| AG11-627-11 | 11 |



MAJESTIC GLOVE *Cut Resistant Gloves*

- Dyneema continuous fiber
- 13 gauge seamless knit
- White polyurethane palm coating
- Cut resistance equivalent to kevlar with ten times greater abrasion resistance



| Item # | Size |
|-----------|---------|
| MJ3435-M | Medium |
| MJ3435-L | Large |
| MJ3435-XL | X-Large |



CUSTOM LEATHERCRAFT

Handyman™ Work Gloves

- Clarino® synthetic leather is tough, soft and comfortable to wear, resists shrinking, stretching and hardening
- Padded knuckles provide protection against bumps
- Lycra side panels for improved dexterity
- Padded palm for more comfort
- Elastic wrist cuff keeps debris out
- Reinforced fingertips for added durability



| Item # | Size |
|---------|---------|
| CS125M | Medium |
| CS125L | Large |
| CS125XL | X-Large |

CUSTOM LEATHERCRAFT

Subcontractor™ Gloves

- Ring-Cut™ feature easily converts to "fingerless" glove of your choice
- Syntrex™ synthetic palm material for increased abrasion and tear resistance
- Padded palm, fingers and knuckles provide protection against bumps
- Stretch-Fit™ thumb for a better fit and greater flexibility
- Padded cuff with medical grade hook-and-loop closure and textured pull-on tab
- Terry-wipe thumb helps gently remove sweat or debris from face



| Item # | Size |
|---------|---------|
| CS130M | Medium |
| CS130L | Large |
| CS130XL | X-Large |

CUSTOM LEATHERCRAFT

Pro Framer™ Work Gloves

- Clarino® synthetic leather is tough, soft and comfortable to wear, resists shrinking, stretching and hardening
- Padded knuckles provide protection against bumps
- Wing closing strap for perfect adjustments and easy-on, easy-off
- Flex-Spot™ thumb design for better flexibility
- Stretch spandex for flexibility and fit
- Lycra side panels for improved dexterity
- Textured grip palm pads for better grip and added durability
- Flexible neoprene wrist cuff keeps debris out
- Terry cloth on thumbs to remove sweat or debris from face



| Item # | Size |
|---------|---------|
| CS140M | Medium |
| CS140L | Large |
| CS140XL | X-Large |

CUSTOM LEATHERCRAFT

Tradesman™ Work Gloves

- Clarino® synthetic leather is tough, soft and comfortable to wear, resists shrinking, stretching and hardening
- Padded knuckles provide protection against bumps
- Wing closing strap for perfect adjustments and easy-on, easy-off
- Stretch spandex for flexibility and fit
- Lycra side panels for improved dexterity
- Flex-Spot™ thumb design for better flexibility
- Textured grip palm pads for better grip, extra wear and added durability
- Flexible neoprene wrist cuff keeps debris out
- Terry cloth on thumbs to remove sweat or debris from face



| Item # | Size |
|---------|---------|
| CS145M | Medium |
| CS145L | Large |
| CS145XL | X-Large |

CUSTOM LEATHERCRAFT

Safety Tradesman™

Work Gloves

Hi-Vis

- High visibility spandex with retro-reflective fingertips and strap closure
- Padded palm and knuckles provide protection against bumps
- Syntrex™ synthetic palm material for increased abrasion and tear resistance
- Stretch-Fit™ thumb and spandex back for a better fit and greater flexibility
- Wide elastic cuff with medical grade hook-and-loop closure helps keep debris out
- Textured fingertip pads provide added abrasion resistance



| Item # | Size |
|---------|---------|
| CS128M | Medium |
| CS128L | Large |
| CS128XL | X-Large |

CUSTOM LEATHERCRAFT

Demolition™ Work Gloves

- Top grain leather palm; tough, soft, and comfortable
- Molded cap TPR knuckles provide padding against bumps
- Wing closing strap for perfect adjustments and easy-on, easy-off
- Sandwich mesh for breathable flexibility and fit
- Spandex side panels for improved dexterity
- PU Carbon fiber palm pads for better grip and added durability
- Flexible neoprene wrist cuff keeps debris out
- Terry cloth on thumbs to remove sweat or debris from face



| Item # | Size |
|---------|---------|
| CS175M | Medium |
| CS175L | Large |
| CS175XL | X-Large |



CUSTOM LEATHERCRAFT
**Backcountry™
Work Gloves
Mossy Oak®**

- Clarino® synthetic leather is tough, soft and comfortable to wear, resists shrinking, stretching and hardening
- Padded knuckles provide protection against bumps
- Wing closing strap for perfect adjustments and easy-on, easy-off
- Stretch spandex for flexibility and fit
- Lycra side panels for improved dexterity
- Padded palm and fingers for more comfort
- Elastic wrist cuff keeps debris out



| Item # | Size |
|----------|---------|
| CSM125M | Medium |
| CSM125L | Large |
| CSM125XL | X-Large |

CUSTOM LEATHERCRAFT
**Workman Pro™ Gloves
Flexgrip®**

- Full grain leather palm is strong yet lightweight with good abrasion resistance
- Reinforced padded palm and fingertips for enhanced wear and durability
- Padded fingers and knuckles provide protection against bumps
- Fist-Flex™ inserts and Stretch-Fit™ thumb for a better fit and greater flexibility
- Full neoprene cuff with medical grade hook-and-loop closure and textured pull-on tab
- Terry-Flex™ thumb helps gently remove sweat or debris from face



| Item # | Size |
|---------|---------|
| CS149M | Medium |
| CS149L | Large |
| CS149XL | X-Large |

CUSTOM LEATHERCRAFT
**Hybrid Top Grain
Goatskin Gloves**

- Top grain goatskin leather with PVC reinforced palm work gloves
- Neoprene cuff with hook-and-loop wrist closure
- Leather patched, foam padded knuckle
- Stretchable lycra finger side panels
- Reinforced palm and fingertips



| Item # | Size |
|---------|---------|
| CS275M | Medium |
| CS275L | Large |
| CS275XL | X-Large |



PROTECTIVE INDUSTRIAL PRODUCTS
Nitrile Coated Gloves

MaxiDry® by ATG®

- Ultra lightweight nitrile on fine gauge seamless knit
- nylon liner, black palm & fingertip coated, non-slip grip, 10-inch length
- EN certified 100% low level chemical and oil repellant – EN 374-3
- Ultra thin design provides excellent comfort and flexibility along with maximum finger tip tactile sensitivity
- Exclusive GripTech® coating offers non-slip capabilities
- Locking cuff ensures the glove doesn't slip on the hand
- LiquiTech® Barrier Technology provides resistant to oils & liquids
- Silicone free



| Item # | Size | Coating | Color |
|--------------|---------|---------|--------------|
| PIP56-424-M | Medium | Palm | Purple/Black |
| PIP56-424-L | Large | Palm | Purple/Black |
| PIP56-424-XL | X-Large | Palm | Purple/Black |

PROTECTIVE INDUSTRIAL PRODUCTS
**Micro-Foam
Nitrile Coated Glove**

MaxiCut®3 by ATG®

- Premium gray engineered yarn shell, gray MicroFoam nitrile coated palm and finger tips, reinforced thumb crotch
- Washable, resistant to chemicals, water and ultraviolet light
- Seamless construction
- Nitrile coating provides good grip in oily and wet conditions
- Contains no stainless steel fibers
- Applications: Used for electronics, glass cutting, metal handling and fabrication, food processing and meat processing



| Item # | Size | Coating | Color |
|--------------|---------|---------|-------|
| PIP18-570-M | Medium | Palm | Grey |
| PIP18-570-L | Large | Palm | Grey |
| PIP18-570-XL | X-Large | Palm | Grey |

Edge can help
you with hand safety



PROTECTIVE INDUSTRIAL PRODUCTS

Micro-Foam Nitrile Coated Glove

MaxiCut®5 by ATG®

- Dyneema® with engineered yarns, reinforced thumb crotch, MicroFoam nitrile palm/fingertip coating, heavy weight
- Washable, resistant to chemicals, water and ultraviolet light
- Seamless construction.
- Color coded cuff overedge for easy size identification
- Contains no stainless steel fibers
- Dyneema® is a brand of polyethylene fibers that are 10 to 15 times stronger than steel, more durable than polyester and a strength that is 40% greater than aramid fiber

Applications: Used for electronics, glass cutting, metal handling and fabrication, food processing and meat processing



| Item # | Size | Coating | Color |
|---------------|---------|---------|-------|
| PIP19-D470-M | Medium | Palm | Grey |
| PIP19-D470-L | Large | Palm | Grey |
| PIP19-D470-XL | X-Large | Palm | Grey |

PROTECTIVE INDUSTRIAL PRODUCTS

Micro-Foam Nitrile Coated Glove

MaxiFlex® Endurance™ by ATG®

- Nitrile dotted palm, black micro-foam nitrile coated palm & finger tips, 15 gauge gray seamless knit nylon liner
- Incorporates unique Micro Dots on palm for excellent grip
- Ultra cool and very comfortable to wear, breathable coating keeps hands cool and dry
- Excellent dexterity, sensitivity and tactility
- Designed to produce minimal lint and dust
- Excellent dry grip
- Minimal penetration (strike through) keeps the liner soft on the inside of the glove
- Applications: Used in applications which require a high degree of dexterity and sensitivity, especially where grip is important, such as handling small oily parts and components, general assembly, machining, micro-engineering, automotive components, painting, horticulture



| Item # | Size | Coating | Color |
|---------------|---------|---------|-------|
| PIP34-844-M | Medium | Palm | Black |
| PIP34-844-L | Large | Palm | Black |
| PIP34-844-XL | X-Large | Palm | Black |
| PIP34-8745-M | Medium | Drivers | Black |
| PIP34-8745-L | Large | Drivers | Black |
| PIP34-8745-XL | X-Large | Drivers | Black |

PROTECTIVE INDUSTRIAL PRODUCTS

Micro-Foam Nitrile Coated Glove

MaxiFlex® Ultimate™ by ATG®

- Black micro-foam nitrile coated palm & finger tips, 15 gauge gray seamless knit nylon with Lycra® liner
- Ultra cool and very comfortable to wear, breathable coating keeps hands cool and dry
- Excellent dexterity, sensitivity and tactility
- Designed to produce minimal lint and dust
- Minimal penetration (strike through) keeps the liner soft on the inside of the glove
- Silicone free
- Applications: Used in applications which require a high degree of dexterity and sensitivity, especially where grip is important, such as handling small oily parts and components, general assembly, machining, micro-engineering, automotive components, painting, horticulture



| Item # | Size | Coating | Color |
|--------------|---------|---------|-------|
| PIP34-874-M | Medium | Palm | Black |
| PIP34-874-L | Large | Palm | Black |
| PIP34-874-XL | X-Large | Palm | Black |



YAKTRAX®

Outdoor Performance Footcare

Traction Device PRO

The Yaktrax® Pro will instantly give you better traction, confidence and safety on packed snow or ice. Move about naturally with the same solid grip that you are accustomed to on dry surfaces.

- High strength, abrasion resistant 1.4 mm steel coils
- Heavy-duty natural rubber material
- Provides 360 degrees of traction on packed snow and ice and can be worn in temperatures as low as -41° Fahrenheit
- Easy On/Off
- Walk naturally
- Spikeless/Ultralight
- Helps reduce the risk of falls & injuries



| Item # | Size | Womens | Mens |
|---------|------|---------|---------|
| YA08009 | Sml | 5-8½ | 6½-10 |
| YA08011 | Med | 9-11 | 10½-12½ |
| YA08013 | Lrg | 11½-13½ | 13-15 |
| YA08015 | XL | 14+ | 15½+ |

JACKSON

JACKSON SAFETY Safety Vests ESK Reflective

- Mesh fabric, one size fits most
- Elastic sides for easy fit, hook and loop closure

| Item # | Desc. |
|-----------|-----------------------------|
| JS3017589 | Orange, 3/4" lime prismatic |
| JS3017593 | Lime, 1 1/2" orange on lime |



JACKSON SAFETY Safety Vests ESK Non-Reflective

- Mesh fabric, one size fits most
- Elastic sides for easy fit, hook and loop closure

| Item # | Color |
|-----------|--------|
| JS3017585 | Orange |



JACKSON SAFETY Safety Vests GPV Reflective

- Constructed of flat weave, 7 oz. polyester
- Can be wiped clean

| Item # | Desc. |
|-----------|------------------------|
| JS3006273 | Orange w/ Lime Stripes |



JACKSON SAFETY Safety Vests Survey - Class 2

- 4 pocket design (2 exterior and 2 interior)
- 360 degree visibility with high intensity tape, machine washable
- Color prismatic reflective tape
- Meets ANSI / ISEA 107 - 2004 Class 2 standards



| Item # | Size | Desc. |
|-----------|-------|-------------------------|
| JS3022275 | M/Lg | Orange w/Lime Prismatic |
| JS3022276 | XL/2X | Orange w/Lime Prismatic |
| JS3022277 | 3X/4X | Orange w/Lime Prismatic |
| JS3022278 | M/Lg | Lime w/Orange Prismatic |
| JS3022279 | XL/2X | Lime w/Orange Prismatic |
| JS3022280 | 3X/4X | Lime w/Orange Prismatic |

RADIANS

RADIANS Safety T-Shirts

Class 2

- Made with an arid Birdseye Mesh allowing for maximum breathability, without compromising durability
- Max-Dri™ Moisture Wicking Mesh Technology
- 2" Heat Transfer Reflective Tape: 1 Horizontal Stripe
- Pockets: 1 Upper Left Front.
- Materials: 100% Wicking Polyester Mesh.
- 3rd Party Certified – Meets ANSI/ISEA 107-2010 Standards



| Item # | Size | Color |
|-----------------|----------|---------------|
| RVST11-2POS-M | Medium | Hi-Vis Orange |
| RVST11-2POS-L | Large | Hi-Vis Orange |
| RVST11-2POS-XL | X-Large | Hi-Vis Orange |
| RVST11-2POS-XXL | XX-Large | Hi-Vis Orange |
| RVST11-2PGS-L | Large | Hi-Vis Green |
| RVST11-2PGS-XL | X-Large | Hi-Vis Green |
| RVST11-2PGS-XXL | XX-Large | Hi-Vis Green |

RADIANS Heavy Duty Surveyor Vest Class 2

- Heavy duty contractor Surveyor's vest with large back "plan" pocket
- Built with rugged ANSI 107 Hi-Viz material
- Reinforced wear points
- Long-wearing web reinforcement along outer edges
- Mesh upper, front and back, for breathability and comfort
- Pockets:
- Front: Large Radio/Cell Phone, Split Pencil/Tablet, 2 EA full with flap cover
- Inside: 2 EA lower full width, flap covered chest
- Back: Plan pocket (across the entire back).
- Materials: 100% Polyester Mesh & 100% Polyester Solid Twill (pockets)
- 3rd Party Certified – Meets ANSI/ISEA 107-2010 Standards



| Item # | Size | Color |
|----------------|------------|--------------|
| RVS59-2ZGD-M | Medium | Hi-Vis Green |
| RVS59-2ZGD-L | Large | Hi-Vis Green |
| RVS59-2ZGD-XL | X-Large | Hi-Vis Green |
| RVS59-2ZGD-2XL | XX-Large | Hi-Vis Green |
| RVS59-2ZGD-3XL | XXX-Large | Hi-Vis Green |
| RVS59-2ZGD-4XL | XXXX-Large | Hi-Vis Green |



RADIANS
Surveyor Vest
Class 2

- Reflective stripes on contrasting trim make workers much more noticeable in low-light and broad daylight

Specifications:

- Closure: Zipper
- Tape: 2" silver reflective material w/1 horizontal stripe
- Contrasting trim detail
- Mic tab on both shoulders
- Pockets: 7
- Materials: 100% polyester solid knit/twill front, 100% polyester mesh back



| Item # | Size | Color |
|-----------|----------|--------------|
| RVS6G-M | Medium | Hi-Vis Green |
| RVS6G-L | Large | Hi-Vis Green |
| RVS6G-XL | X-Large | Hi-Vis Green |
| RVS6G-2XL | XX-Large | Hi-Vis Green |

RADIANS
Surveyor Vest
Class 2

- Radio pocket and lower front pockets are covered
- Inside pockets are extra deep to prevent tools, phones, or radios from falling out

Specifications:

- Closure: Zipper
- Tape: 2" silver reflective material w/1 horizontal stripe
- Mic tab on both shoulders
- Pockets: 7
- Materials: 100% polyester solid knit front, 100% polyester mesh back



| Item # | Size | Color |
|-----------|----------|---------------|
| RVS70-L | Large | Hi-Vis Orange |
| RVS70-XL | X-Large | Hi-Vis Orange |
| RVS70-2XL | XX-Large | Hi-Vis Orange |

**Be Visible
Be Safe**

RADIANS

Economy Surveyor Vest
Class 2

- Reflective stripes on contrasting trim make workers much more noticeable in low-light and broad daylight

Specifications:

- Closure: Zipper
- Tape: 2" Silver reflective material w/1 horizontal stripe
- Contrasting trim detail
- Pockets: 2
- Materials: 100% polyester mesh



| Item # | Size | Color |
|----------------|----------|--------------|
| RVS22-2ZGM-L | Large | Hi-Vis Green |
| RVS22-2ZGM-XL | X-Large | Hi-Vis Green |
| RVS22-2ZGM-2XL | XX-Large | Hi-Vis Green |

RADIANS

Surveyor Vest

Class 3

- Contrast trim combinations make workers much more noticeable in low light and broad daylight

Specifications:

- Closure: Zipper
- Tape: 2" silver reflective material w/1 horizontal stripe
- Contrasting trim detail
- Mic tab on both shoulders
- Pockets: 7
- Materials: 100% polyester solid knit front, 100% polyester mesh back, 100% polyester mesh sleeves



| Item # | Size | Color |
|------------|-----------|--------------|
| RVS63G-L | Large | Hi-Vis Green |
| RVS63G-XL | X-Large | Hi-Vis Green |
| RVS63G-2XL | XX-Large | Hi-Vis Green |
| RVS63G-3XL | XXX-Large | Hi-Vis Green |



MAJESTIC GLOVE

Class 3 Hooded Sweatshirt

- High visibility yellow and black
- Ribbed cuffs/waist

| Item # | Size |
|----------------|-----------|
| MJ75-5327-M | Medium |
| MJ75-5327-L | Large |
| MJ75-5327-XL | X-Large |
| MJ75-5327-XXL | XX-Large |
| MJ75-5327-XXXL | XXX-Large |





PROTECTIVE INDUSTRIAL PRODUCTS

Class 3 Rip Stop Bomber Jacket

- Hi-Visibility rip stop bomber jacket
- Yellow with black trim body and cuffs
- PU Coated waterproof rip stop polyester shell with taped seams
- Zipper closure with double flap storm front
- 2 external hand warmer pockets, 2 internal pockets, 1 ID pocket
- 1 cell phone/radio pocket and mic tabs with reinforced stitching
- Adjustable hideaway hood
- Removable black 280g fleece liner
- Water tight "D" ring access
- 2-inch silver reflective tape
- ANSI 107 Class 3



| Item # | Size |
|-------------------|-----------|
| PIP333-1770-LY-M | Medium |
| PIP333-1770-LY-L | Large |
| PIP333-1770-LY-XL | X-Large |
| PIP333-1770-LY-2X | XX-Large |
| PIP333-1770-LY-3X | XXX-Large |



CUSTOM LEATHERCRAFT

Class 3 Certified Rainsuit

- 3 Piece - Consists of hood, jacket and bib overalls
- High quality polyester reflective material
- Storm front jacket with zippered closure
- When worn as a suit – meets all ANSI CLASS 3 high visibility criteria



| Item # | Size |
|----------|----------|
| CSR111M | Medium |
| CSR111L | Large |
| CSR111X | X-Large |
| CSR1112X | XX-Large |

CUSTOM LEATHERCRAFT

Black PVC Boot Plain Toe

- Cleated outsole
- Over the sock

| Item # | Size |
|----------|------|
| CSR23010 | 10 |
| CSR23011 | 11 |
| CSR23012 | 12 |



HELLY HANSEN

HI Vis Polyester WIPU Backed Rainwear

Alta Jacket and Pant

- COLORS: 360 EN471 Yellow, 260 EN471 Orange
- SIZES: S-3XL
- 100 % Polyester, PU coated, 150 g/m
- Lining 100% Nylon



Jacket Details:

- Insulation 100% polyester, 120 g in body, 80 g in sleeve
- Reflective tape EN 471- Class 3 EN 343- 3,1 EN 342
- Packable Hood with drawcord at front, Velcro at back
- Fleece inside collar
- Chin guard w/ fleece & printed logo
- Front zipper w/ storm flap
- Inner chest pocket

Pant Details:

- Insulation 100% polyester, 80 g
- Reflective tape
- Elastic waist
- Inside kneepad pockets
- Boot zipper and velcro adjustment at hem
- Loop inside waist for ID card
- Printed logo at hip
- EN 471- Class 2 EN 343- 3,1 EN 342

| Item # | Color |
|--------|-------|
|--------|-------|

Alta Jacket

| | |
|---------------|--------|
| HH70333-260FL | Orange |
| HH70333-360FL | Yellow |

Alta Pant

| | |
|---------------|--------|
| HH70444-260FL | Orange |
| HH70444-360FL | Yellow |



HELLY HANSEN
**Hi Vis PU Coated
Polyester Raincoat
Narvik**

Hi Viz "Patrol" jacket with 3M reflective tape that enjoys a degree of stretch you will not find in many other jacket styles

- PU Coated Knitted Polyester - 180g Light Weight
- Stretchable fabric
- Waterproof
- Reflective 3M® Scotchlite stripes on chest and arms
- Storm flap with zip and Velcro closure
- 2 hand pockets with flap
- Concealed hood in collar
- Draw cord adjustment on hood
- Velcro closure at sleeves
- Inside rib cuff
- Draw cord adjustment on bottom hem



| Item # | Color |
|-------------|--------------|
| HH70260-260 | EN471 Orange |
| HH70260-360 | EN471 Yellow |

HELLY HANSEN
**Flame Retardant
Base Layer
Fargo**

FR Bodywear is comprised of a woven 230g blend of Kermel®, Viscose and Beltron Antistatic, to provide warmth and moisture management.

Crewneck and Pant Features:

- Anti-static
- Highly resistant to abrasion
- Moisture removing material
- Flatlock seams
- Double knit cuffs
- ASTM-F1891-06 Compliant

Balaclava Features:

- Ribbed expandable face opening
- Anti-static
- Highly resistant to abrasion
- Moisture removing material
- Flatlock seams
- ASTM-F1891-06 Compliant
- Crewneck and pants available in sizes XS-4XL
- Balaclava is one size fits all



| Item # | Description | Color |
|-------------|----------------|------------|
| HH75090-560 | Crewneck Shirt | Royal Blue |
| HH75490-560 | Pant | Royal Blue |
| HH79892-560 | Balaclava | Royal Blue |

HELLY HANSEN
**Flame Retardant
Midlayer**

FR Softpile™

FR SoftPile™ is a blend of Kermel®, Wool, Lenzing and Beltron Antistatic to provide warmth and protection.

Jacket Features:

- 410g blend of Kermel®, Wool, Lenzing and Beltron fleece knit
- Anti-static
- Soft hand and ultra warm
- Front Nomex® / brass zipper closure with inner storm flap
- Reinforced zipper and collar edge with FR binding
- High collar design
- Drawcord adjustable hood
- Two side seam pockets
- Flatlock seams
- FR knit cuffs at wrist
- ASTM-F1891-06 Compliant

Pant Features:

- 410g blend of Kermel®, Wool, Lenzing and Beltron fleece knit
- Anti-static
- Soft hand and ultra warm
- Enclosed elastic hem waist
- Flatlock seams
- FR knit cuffs at wrist
- ASTM-F1891-06 Compliant



| Item # | Description | Color |
|-------------|---------------|-------|
| HH72190-960 | Jacket | Grey |
| HH72191-960 | Hooded Jacket | Grey |
| HH72490-960 | Pant | Grey |

HELLY HANSEN
Barcelona Soft Shell Jacket

- 95% Polyester, 5% Elastane
- Reflective piping at elbows and shoulder in front and back
- Available in Black (990) or Black/Dark Grey (999)



| Item # | Size |
|------------|-------------|
| HH74008XS | Extra Small |
| HH74008S | Small |
| HH74008M | Medium |
| HH74008L | Large |
| HH74008XL | Extra-Large |
| HH740082XL | 2XL |
| HH740083XL | 3XL |
| HH740084XL | 4XL |



HELLY HANSEN Highliner Jacket

- PVC-coated woven cotton, 450g heavy weight
- .45 mm thick
- Oil-, chemical-, and cold-resistant
- Available in Light Yellow (310) and Dark Green (490)



| Item # | Size |
|------------|-------------|
| HH70300XS | Extra Small |
| HH70300S | Small |
| HH70300M | Medium |
| HH70300L | Large |
| HH70300XL | Extra Large |
| HH703002XL | 2XL |
| HH703003XL | 3XL |
| HH703004XL | 4XL |

HELLY HANSEN Highliner Bib

- PVC-coated woven cotton, 450g heavy weight
- .45 mm thick
- Oil-, chemical-, and cold-resistant
- Available in Light Yellow (310) and Dark Green (490)



| Item # | Size |
|------------|-------------|
| HH70300XS | Extra Small |
| HH70300S | Small |
| HH70300M | Medium |
| HH70300L | Large |
| HH70300XL | Extra Large |
| HH703002XL | 2XL |
| HH703003XL | 3XL |
| HH703004XL | 4XL |



KIMBERLY-CLARK Protective Coveralls KleenGuard® A40

- Zipper front; elastic wrists & ankles
- White in color
- Low in lint
- Made with breathable material for comfort
- Meets ANSI/ISEA 101-1996 sizing standard
- Passes NFPA 99 criteria for antistatic materials



| Item # | Size |
|---------|------|
| KC44314 | XL |
| KC44315 | XXL |

KIMBERLY-CLARK Protective Coveralls KleenGuard® A40

- Zipper front; elastic wrists, ankles & hood
- White in color
- Low in lint
- Made with breathable material for comfort
- Meets ANSI/ISEA 101-1996 sizing standard
- Passes NFPA 99 criteria for antistatic materials



| Item # | Size |
|---------|------|
| KC44322 | Med |
| KC44323 | Lrg |
| KC44324 | XL |
| KC44325 | XXL |
| KC44326 | XXXL |

KIMBERLY-CLARK Shop Towels WypAll® X80

- Absorbs more oil and water faster pound for pound than laundered shop towels
- No holes, strings, metal chips or residues like laundered shop towels
- Maintains strength in solvents as well as laundered shop towels
- Can be used for heavy duty & part wiping, wiping metal shavings, prepping surfaces with solvents, cleaning rough surfaces
- Color: Red
- Size: 12.5" x 13.4"; 475 per roll



| Item # |
|---------|
| KC41055 |

Dispenser
KC80596

KIMBERLY-CLARK Shop Towels Scott®

- Ideal for changing oil, refilling fluids and general automotive maintenance
- Super strong - works when wet
- Easily absorbs liquids, oils, and grease



| Item # |
|---------|
| KC75130 |



VIZCON Traffic Cones

W Series

- Injection molded PVC, MUTCD Compliant
- Florescent orange with black rubber base



| Item # | Desc. |
|-----------------|--------------|
| VZ15018-NSWB-C3 | 18" - 3 lbs. |
| VZ15028-NSWB-C7 | 28" - 7 lbs. |

VIZCON Traffic Cones

DW Series

- Meets MUTCD Standards
- Wide body design with rugged black base
- Injection molded, fluorescent orange PVC
- 6" & 4" reflective collars



| Item # | Desc. |
|-----------------|--------------|
| VZ15028-HIWB-C7 | 28" - 7 lbs. |

CORTINA SAFETY PRODUCTS GROUP Traffic Cone Holder

- All steel construction
- Use with 18" & 24" cones



| Item # |
|-------------|
| CR03-500-99 |

VIZCON Delineator Posts

- NCHRP-350 Approved
- 4" x 42" Grabber Tube
- Two 3" reflective bands
- 12 lb. recycled rubber base



| Item # | Desc. |
|------------------|-------|
| VZ42133-TRU12HIP | Post |
| VZ42000-TB12 | Base |



LOGISTICS Safety Triangles

- High-density polypropylene plastic with red acrylic plastic reflectors
- Designed to stay where they're put—even in high wind
- Meets current FMVSS standards
- Kit includes 3 triangles in a heavy-duty ABS case



| Item # |
|-----------|
| LG1005DTS |



CORTINA SAFETY PRODUCTS GROUP Strobe Light

- Amber rotating halogen strobe light
- 12 volt
- Magnetic mount



| Item # |
|------------|
| CR22-56525 |

CORTINA SAFETY PRODUCTS GROUP Stop & Slow Paddle

- Aluminum silk-screened octagon shaped paddles in 18" size
- .080 gauge baked aluminum enamel
- Ideal for school crossing guards, flaggers, and plant security guards



| Item # | Description |
|----------|-------------------------------------|
| CR03-862 | Stop Slow Paddle w/ 6' Wood Handle |
| CR03-864 | Stop Slow Paddle w/ 18" Wood Handle |

CORTINA SAFETY PRODUCTS GROUP Perimeter Pennant

- Red 9" x 12" vinyl pennants on a 100' high tensile strength string



| Item # |
|----------|
| CR03-400 |

CORTINA SAFETY PRODUCTS GROUP Warning Flag

- Reinforced heavy-duty fluorescent red-orange vinyl
- 18" x 18" with 3/4" x 24" hardwood dowel handle



| Item # |
|---------------|
| CR03-229-3417 |



LOGISTICS Signal Air Horn

- 8 oz. signal air horn
- Non flammable and ozone safe
- Meets USCG requirements for boats (up to 65')
- Made in the USA



Item #

LG5500S



CORTINA SAFETY PRODUCTS GROUP Speed Bumps

- Durable recycled rubber
- Will not warp, crack or rot
- Yellow polyurethane glass-beaded paint for maximum reflectivity
- Channeled bottom (two 1-1/4" channels) allows for cabling or piping and facilitates drainage
- Four spikes required on 72" speed bumps, spikes sold separately
- Size: 2.5" X 12" X 72"
- Good for weights up to 6000 lbs.



Item #

CR2055B

CORTINA SAFETY PRODUCTS GROUP Parking Block

- Maintenance free
- Recycled rubber will not warp, crack or rot
- Resistant to oil, uv and moisture
- Stands up in wide temperature extremes
- Painted yellow stripes are reflective
- 72" long
- Spikes sold separately



| Item # | Desc. |
|----------|------------------|
| CR2050PB | Parking Block |
| CR2053KC | 14" Rebar Spikes |



LOGISTICS Wheel Chock

- Built to meet OSHA requirements
- Designed for maximum traction on practically any surface, wet or dry
- Fluted design causes downward pressure to lock chock into place
- Rubber with imbedded metal O-hook
- Size: 9"L x 8"W x 6"H
- 10 lbs.




Item #

LGWC47CH

JACKSON SAFETY Sandbags

- Hemmed top polypropylene sandbag, tie cord attached
- UV Rating: 500 hrs.
- White, 14x26 in.
- 100 per bundle



Item #

JS3006693



CERTIFIED SAFETY MANUFACTURING INC. 10-Person First Aid Kit

Contents:

- Certi-Strips - Plastic - 1"x3" - ANSI Z308.1 2009 - 16/unit
- Certi-Gauze Pads - 3"x3" - ANSI Z308.1 2009 - 4/unit
- Certi-Burn Cream - 1 gm. - ANSI Z308.1 2009 - 6/unit
- Antiseptic BZK - Towelettes - 5"x7" - ANSI Z308.1 2009 - 10/unit
- Triangular Bandage O/W - 40"x40"x56" - ANSI Z308.1 2009 - 3 ea.
- Gloves - Nitrile - ANSI Z308.1 2009 - 1 pair
- Certi-Tape - 1/2"x2-1/2 yd. - ANSI Z308.1 2009 - 1 ea.
- Certi-Strip - Woven - Medium Fingertip - 1 ea.
- Certi-Strip - Woven - Knuckle - 1 ea.
- First Aid Facts Sheet - 6"x16" - 1 ea.



Made in U.S.A.

| Item # | Desc. |
|------------|------------|
| CFK610-027 | Poly Case |
| CFK610-028 | Metal Case |



CERTIFIED SAFETY MANUFACTURING INC.

25-Person First Aid Kit

Contents:

- Certi-Strips - Plastic - 1"x3" - ANSI Z308.1 2009 - 16/unit
- Certi-Gauze Pads - 3"x3" - ANSI Z308.1 2009 - 4/unit
- Certi-Burn Cream - 1 gm. - ANSI Z308.1 2009 - 6/unit
- Antiseptic BZK - Towlettes - 5"x7" - ANSI Z308.1 2009 - 10/unit
- Certi-Strip - Woven - Fingertip & Knuckle - 9/unit
- Gloves - Nitrile - ANSI Z308.1 2009 - 1 pair
- Certi-Tape - 1/2"x2-1/2 yd. - ANSI Z308.1 2009 - 1 ea.
- Cold Pack - Certi-Cool - Junior - 1 ea.
- Ammonia Inhalant - 1 ea.
- Eye Wash - 4 oz. - ANSI Z308.1 2009 1 ea.
- First Aid Facts Sheet - 6"x16" - 1 ea.

Made in U.S.A.

| Item # | Desc. |
|------------|------------|
| CFK610-029 | Poly Case |
| CFK610-030 | Metal Case |

CERTIFIED SAFETY MANUFACTURING INC.

50-Person First Aid Kit

Contents:

- Certi-Gauze Pads - 3"x3" - ANSI Z308.1 2009 - 4/unit
- Certi-Burn Cream - 1 gm. - ANSI Z308.1 2009 - 6/unit
- Antiseptic BZK - Towlettes - 5"x7" - ANSI Z308.1 2009 - 10/unit
- Eye Pads - Certi-Tape - Oval - 8/unit
- Certi-Strip - Plastic - Assortment - ANSI Z308.1 2009- 75/asst.
- Triangular Bandage O/W - 40"x40"x56" - ANSI Z308.1 2009 - 3 ea.
- Gloves - Nitrile - ANSI Z308.1 2009 - 1 pair
- Certi-Tape - 1/2"x2-1/2 yd. - ANSI Z308.1 2009 - 1 ea.
- Certi-Gauze Roll - 2"x6 yd. - 1 ea.
- Cold Pack - Certi-Cool - Junior - 1 ea.
- Certi-Gauze - Non-Stick Pad - 2"x3" - 1 ea.
- Ammonia Inhalant - 1 ea.
- PVP Iodine Wipe-Ups - 1"x2" - 1 ea.
- Eye Wash - 4 oz. - ANSI Z308.1 2009 - 1 ea.
- Elastic Bandage - Ace Style - 2" x 5 yd. - 1 ea.
- Forceps - Plastic - 4" - 1 ea.
- First Aid Facts Sheet - 6"x16" - 1 ea.

Made in U.S.A.

| Item # | Desc. |
|------------|-----------|
| CFK610-033 | Poly Case |

CERTIFIED SAFETY MANUFACTURING INC.

Adhesive Bandages

Certi-Strips

- 1"x3"
- 50 pcs. per box



Item #

CFK220-170

CERTIFIED SAFETY MANUFACTURING INC.

Eye Cups

- Plastic eyewash cup
- 6 pcs. per box



Item #

CFK229-018



RUBBERMAID COMMERCIAL PRODUCTS

Water Coolers

Gott®

- Durable construction resists scratching, denting and fading
- Drip-resistant spigot; screw-tight lid
- Extra-thick insulation ensures superior thermal retention
- Stain and odor resistant, easy-to-clean liner
- Swing-top bail handle for easy carrying



| Item # | Size (gal.) |
|----------|-------------|
| IGGT1683 | 3 |
| IGGT1685 | 5 |
| IGGT1610 | 10 |

RUBBERMAID COMMERCIAL PRODUCTS

Mounting Rack

- Designed specifically for Rubbermaid® water coolers
- Durable, weather-resistant construction
- Horizontal mounting



Item #

IGGT1640



RUBBERMAID COMMERCIAL PRODUCTS

Cup Holder

- Designed specifically for Rubbermaid® water coolers
- Durable, weather-resistant construction

Item #

IGGT8257UN



RUBBERMAID COMMERCIAL PRODUCTS

Paper Cone Cup Solo®

- 4 oz. cone shaped water cup with a rolled rim
- 25 sleeves of 200
- 5000 cups per case

Item #

IG9346



THE SQWINCHER CORP.

Electrolyte Drinks Fast Pack®

- This package is your cup for a handy single-serving of 6 oz. when water is added
- 4/50 pk. per case



| Item # | Flavor |
|-------------|-------------|
| SQ015301-CH | Cherry |
| SQ015302-GR | Grape |
| SQ015303-LA | Lemonade |
| SQ015304-OR | Orange |
| SQ015305-FP | Fruit Punch |
| SQ015308-LL | Lemon-Lime |

THE SQWINCHER CORP.

Electrolyte Drinks Qwik Stik

- Pour in 20 oz. bottle of water
- 10/50 pk. per case

| Item # | Flavor |
|-------------|-------------|
| SQ060100-OR | Orange |
| SQ060102-FP | Fruit Punch |
| SQ060106-LL | Lemon Lime |
| SQ060107-GR | Grape |



THE SQWINCHER CORP.

Electrolyte Drinks Powder Pack™

- Powder pack makes 2.5 gallons
- 32 pk. per case

| Item # | Flavor |
|-------------|-------------|
| SQ016040-LA | Lemonade |
| SQ016041-OR | Orange |
| SQ016042-FP | Fruit Punch |
| SQ016043-LL | Lemon-Lime |
| SQ016046-GR | Grape |



MOTOROLA Two-Way Radios RDX Series

4 watt two-way radio operates on an innovative 89 business-exclusive UHF frequencies.

- Exceptional voice quality
- Rugged and water-resistant
- Customer programming software
- Simplified cloning
- Voice activation



| Item # | Frequency Band | Coverage Area |
|------------|----------------|---------------------------------|
| MOTRDU4100 | UHF | Up to 350,000 sq. ft. 30 floors |

MOTOROLA

High Capacity Lithium Ion Battery

| Item # | Radio Compatibility |
|------------|---------------------|
| MOTRLN6305 | RDX Series |



MOTOROLA

Standard Capacity Lithium Ion Battery

| Item # | Radio Compatibility |
|------------|---------------------|
| MOTRLN6351 | RDX Series |



MOTOROLA

Multi-Unit Charger

- Charges up to 6 radios at a time

| Item # | Radio Compatibility |
|------------|---------------------|
| MOTRLN6309 | RDX Series |





MOTOROLA External Speaker Microphones

This clip-on microphone allows to talk and listen without reaching for radio

For:

- XU-XV Series
- Spirit M-Series, SP10



Item #
MOT53862

MOTOROLA Extreme Headset

- Can be worn with most protective headgear, bumpcaps, and hardhats
- Shell mounted push to talk button



Item #
MOTXT1

MOTOROLA CPS USB Programming Cable

- Used to further enhance the productivity benefits from Motorola RDX Series radios



| Item # | Radio Compatibility |
|------------|---------------------|
| MOTRKN4155 | RDX Series |

Honeywell

HONEYWELL Eyewash Bottles

- Buffered, saline solution that is sterile
- FDA grade polyethylene bottles are tamper-resistant



| Item # | Desc. |
|------------------|-------------------------------------|
| UV32-000451-0000 | 1 oz. with user controlled delivery |
| UV32-000455-0000 | 16 oz. with extended flow nozzle |

HONEYWELL

Eyewash Station

- Durable, open-face design holds bottle firmly in place
- Mounts to wall with provided screws
- Easy to clean durable plastic
- Holds one 32 oz. bottle of sealed, sterile saline



Item #
UV32-000461-0000



PURELL® Purell® Hand Sanitizer

- Kills 99.9% of most common germs
- Works in as little as 15 seconds
- No water or towels needed
- Alcohol based



| Item # | Size |
|-----------|------------|
| GJ9652-12 | 8 oz. pump |



NATIONAL MARKER CO. Jobsite Safety Signs

10" X 14" Rigid Plastic

- Prevent injuries, OSHA violations and penalties, post safety signs throughout your facility
- These visual reminders provide for a safe and more efficient work environment



| Item # | Desc. |
|----------|---|
| NMC151RB | Caution, Eye and Ear Protection Required in This Area |
| NMD125RB | Danger Men Working Above |
| NMD132RB | Danger Construction Area |
| NMD247RB | Danger Construction Site Auth. Personnel Only |
| NMD299RB | Danger Lead Based Paint |
| NMD404RB | Danger Construction Keep Out |
| NMD46RB | Danger Hard Hat Area |
| NMD79RB | Danger No Smoking |
| NMD9RB | Danger Auth. Personnel Only |
| NMN119RB | Notice Visitors Must Register at Office |
| NMSF47RB | First Aid Kit Inside |



EMPIRE LEVEL Flagging Tape

- Fluorescent colors
- Durable plastic remains pliant in cold weather
- 200' x 1" rolls



| Item # | Color |
|----------|------------|
| EE77-001 | Lime Green |
| EE77-002 | Orange |
| EE77-003 | Pink |

EMPIRE LEVEL Caution/Danger Barricade Tape

- Made of durable 3 mil plastic
- Plastic remains pliant in cold weather



| Item # | Desc. | Size (in. x ft.) |
|-----------|--------------------------|------------------|
| EE77-0204 | Red -Danger/ Peligro | 3 x 200 |
| EE77-1001 | Yellow- Caution | 3 x 1000 |
| EE77-1002 | Yellow - Caution/Cuidado | 3 x 1000 |
| EE77-1004 | Red - Danger | 3 x 1000 |

EMPIRE LEVEL Detectable Warning Tape

Premium Detectable Tape:
MagnaTec®

- The premium detectable tape used for location and early warning protection for underground lines
- Middle foil layer allows for both inductive and conductive locating
- Multi-layer construction offers virtual permanence of message, strength and locatability
- Shallow buried six to twelve inches below finished grade, MagnaTec can be located reliably with even the least sophisticated metal detectors
- Wide-width detectable tape can be located up to three feet deep with proper detection equipment
- No ink extends to the edge of the tape providing the strongest bond between layers to prevent delamination
- Highly reflective foil surface is visible from both sides of tape to flash its warning to excavators
- APWA colored stripes are printed on the underside of the polyester, before the multiple layers are laminated together
- Bold black letters include message and installation recommendations
- Size: 3"x1000'



| Item # | Description |
|----------|-----------------------------|
| EE31-102 | Caution Water Line Below |
| EE31-107 | Caution Electric Line Below |
| EE31-141 | Caution Gas Line Below |



EAGLE MANUFACTURING CO.

Safety Cans Metal Type I

- Meets OSHA requirements and are UL and FM approved
- Made of galvanized steel
- Equipped with brass pour spout and flame arrestor



| Item # | Cap. | Color |
|-----------|--------|-------|
| EAUI-10-S | 1 gal. | Red |
| EAUI-20-S | 2 gal. | Red |
| EAUI-50-S | 5 gal. | Red |

Diesel

| | | |
|------------|--------|--------|
| EAUI-20-SY | 2 gal. | Yellow |
| EAUI-50-SY | 5 gal. | Yellow |

EAGLE MANUFACTURING CO.

Safety Cans Metal Type II

- Meets OSHA requirements and are UL and FM approved
- Made of galvanized steel
- Equipped with brass pour spout and flame arrestor



| Item # | Cap. | Color |
|-----------|--------|-------|
| EAU2-26-S | 2 gal. | Red |
| EAU2-51-S | 5 gal. | Red |

Diesel

| | | |
|------------|--------|--------|
| EAU2-51-SY | 5 gal. | Yellow |
|------------|--------|--------|

Accessories

| | |
|---------|--------------------------|
| EAFD-25 | 12" Flex Spout 7/8" O.D. |
| EAF-15 | 10" Poly Funnel |



BUFFALO INDUSTRIES, INC.

Quick Response Spill Kits

Contains:

- 15 medium bonded pads, 3 3"x4' socks, 1 pair Nitrile gloves, 1 disposable bag and instruction sheet
- Absorbs up to 5 gallons



| Item # |
|---------|
| BF92001 |



BUFFALO INDUSTRIES, INC.

Econo Safety Pail Spill Kit™ Universal

- 15 medium bonded pads, 1-4' sock, 1-10' sock, 1 pr. goggles, disposal bag, 1 pr. nitrile gloves, guidebook and instructions



Item #

BF92010

BUFFALO INDUSTRIES, INC.

Heavy Weight Sorbent Pads

Oil Only-Meltblown

- Oil-Only sorbents absorb oil-based fluids such as motor oil & hydraulic/transmission fluid
- Meltblown sorbents are the most economical product available
- 100 per poly bag



| Item # | Size |
|---------|-------------|
| BF90850 | 15"x18" Pad |



KIDDE FYRNETICS

Fire Extinguishers

ProLine™

- All corrosion resistant, epoxy coated seamless cylinders
- Easy to operate
- Pictographic operating instructions
- Easy to read pressure gauge
- Stainless steel hose and bracket bands
- Rated for A,B,C class fires
- Dry chemical uses a monoammonium phosphate agent



| Item # | Cap. (lbs.) | U/L Rating | H (in.) | W (in.) | Discharge Time (sec.) | Range (ft.) |
|--------|-------------|------------|---------|---------|-----------------------|-------------|
|--------|-------------|------------|---------|---------|-----------------------|-------------|

w/ Metal Vehicle Bracket

| | | | | | | |
|-------------|----|----------|----|-----|------|---|
| KI466227-01 | 2½ | 1A-10B:C | 15 | 5.3 | 8-10 | 6 |
|-------------|----|----------|----|-----|------|---|

w/ Wall Hook

| | | | | | | |
|-----------|----|-----------|------|------|-------|----|
| KI466112K | 5 | 3A-40B:C | 16 | 7.8 | 13-15 | 18 |
| KI466204K | 10 | 4A-60B:C | 21.2 | 8.22 | 19-21 | 20 |
| KI466206K | 20 | 10A-80B:C | 21.6 | 8.3 | 20-22 | 20 |
| KI466227K | 2½ | 1A-10B:C | 15 | 5.3 | 8-10 | 6 |


Fire Extinguisher Brackets

| | |
|----------|------------|
| KI292474 | 20 (model) |
| KI366242 | 10 (model) |
| KI466400 | 5 (model) |
| KI466401 | 2½ (model) |



RHINO Anti-Fatigue Mats Cushion Classic™


- Made of resilient rubber that helps minimize the fatigue of long-standing
- Surface texture helps prevent slipping while minimizing dirt trapping; Multi-Nib back adds to comfort while enhancing drainage and cleanliness
- Built-in connector strip on two sides of mat makes it easy to add on mats for coverage of areas with regular proportions
- Grease-resistant rubber stands up to machine tool cutting fluids and similar liquids found in industrial and commercial environments
- Mats - black, Bevels - available black or yellow
- 5/8" Thickness



| Item # | Desc. |
|---------|---------------------------------|
| RH57160 | 36" X 36" Mat |
| RH56642 | 36" X 60" Mat |
| RH57162 | 36" Bevel Strip Male |
| RH57164 | 36" Bevel Strip Female |
| RH56673 | 40" Bevel Strip Male w/Corner |
| RH56674 | 40" Bevel Strip Female w/Corner |
| RH56671 | 60" Bevel Strip Male |
| RH56672 | 60" Bevel Strip Female |

RHINO Anti-Fatigue Mats Ultra-Dome® Modular

- Blend of hollow dome surface with Multi-Nib back provides a resilient, active surface
- Non-directional domed top surface provides excellent traction and a safer work place with high visibility yellow, bevelled borders
- Individual components lock together to create mats of virtually any size; will not pull apart when in use but can easily be unlocked as needed
- Grease-resistant rubber stands up to machine tool cutting fluids and similar liquids



| Item # | Desc. | Size (in.) |
|---------|----------------|------------|
| RHUD33S | Solid Mat | 36 X 36 |
| RHUD33D | Drain-thru Mat | 36 X 36 |
| RHUD3B | Bevel Strip | 36 |
| RHUD18C | Corner Piece | 18 X 18 |

RHINO Anti-Fatigue Mats Diamond Plate™

- Heavy-duty 9/16" thick closed cell polymeric sponge base
- Suffers no deterioration from weathering and ozone exposure
- Excellent durability following exposure to many organic and inorganic industrial chemicals
- Available in solid black or gray and black/yellow, gray/yellow



| Item # | Size (ft.) |
|-----------|------------|
| RHDTT2436 | 2 X 3 |
| RHDTT3660 | 3 X 5 |



CUSTOM LEATHERCRAFT Easy-Swivel Kneepads

- Heavy-duty construction
- Heavy plastic front caps for easy knee swiveling
- Thick foam interior for all-day comfort
- One size fits all
- Buckle style fastening system with adjustable straps for convenience, comfort, fit and durability



| Item # |
|---------|
| CSV6355 |

CUSTOM LEATHERCRAFT Leather Kneepads Heavy-Duty

- Double 1/2" thick water-repellent felt lining for all-day comfort
- One size fits all
- Adjustable leather straps with steel buckles
- Riveted for extra strength



| Item # |
|--------|
| CS313 |

CUSTOM LEATHERCRAFT Non-Skid Professional Kneepads Ultraflex™

- Sure grip shell surface
- Thick foam inner pads for all-day comfort and protection
- Designed for tile-setters, plumbers, roofers
- Adjustable rubber straps to fit all sizes



| Item # |
|--------|
| CS361 |



CUSTOM LEATHERCRAFT
**Durable
Foam Kneepads**
Toolworks™

- Extra length thick molded foam for comfort and protection
- Hook and loop fasteners
- Double adjustable elastic straps for a better fit
- One size fits all



Item #
CSV229

CUSTOM LEATHERCRAFT
Non-Skid Kneepads

- Exclusive grooved cap design prevents thread abrasion
- Buckle style fastening system with adjustable straps
- Comfortable foam padding for extra knee protection
- Super tough, lightweight fabric covering
- One size fits all



Item #
CSV236

CUSTOM LEATHERCRAFT
Non-Skid Kneepads

- Soft, flexible outer shell protects and grips most surfaces without scratching or scuffing
- High density, closed-cell foam inner pad for all-day comfort
- One size fits all



Item #
CS369

CUSTOM LEATHERCRAFT
Kneepads
Armor-Flex™

- Flexible PVC cap
- Dense, laser cut, closed-cell foam for a better fit and added protection
- Side-cut cap and pad design for comfort and mobility
- Nylon web and elastic straps with slide buckle connectors
- One size fits all



Item #
CS339

CUSTOM LEATHERCRAFT
**Professional
Gel Kneepads**

- Special CLC "Comfort Zone" gel center provides maximum cushioning for all day wearability
- Crafted from 1680D Ballistic nylon and 3/4" foam for increased comfort
- Two strap fastening for added stability
- Breathable Neoprene lower straps secure below the knee for comfort all day long
- Low profile cap designed to prevent "roll-over" onto hard surface
- Elastic upper straps with "buckle-style" fasteners for rapid fit



Item #
CSG340

CUSTOM LEATHERCRAFT
**Professional
Gel Kneepads**
Ultra-Flex®

- Special CLC "Comfort Zone" gel center provides maximum cushioning for all day wearability
- Super Accordion, Ultra-Flex construction for comfort and protection
- Durable rubber straps for added stability
- Maximum memory foam layer under gel center for greater comfort
- Soft, flexible outer shell protects and grips most surfaces without scratching or scuffing
- One size fits all



Item #
CSG361

CUSTOM LEATHERCRAFT
Kneeling Pads

- NBR material will not degrade with oil or petroleum contact
- Unique handle location provides more useful kneeling area
- Excellent shock absorption and cushioning properties
- Silicone free material



| Item # | Size |
|--------|---------|
| CS302 | 14"x21" |
| CS303 | 16"x28" |



CUSTOM LEATHERCRAFT

Traytote™ Bag **12 Pocket**

- 2 pockets inside, 10 pockets outside
- 11"x6" multi-compartment plastic tray slides securely into bottom of bag
- Reinforced web carrying handles
- Opens wide for easy access to bag contents
- 12"L x 8"W x 12"H



Item #

CS1137

CUSTOM LEATHERCRAFT

Tool Organizer Bag

28 Pocket

- 7" x 5-1/2" multi-compartment plastic tray included, slides securely into bottom of pouch
- Box-shaped design prevents tipping
- Pockets for drill bits and tips, electrical tape strap, etc.
- Extra padded carrying handles and adjustable shoulder strap
- Metal tool snap and electrical tape strap
- 8"L x 8"W x 17"H



Item #

CS1526

CUSTOM LEATHERCRAFT

Double Traytote™ Bag

36 Pocket

- 36 multi-use outside pockets
- Two 11" x 6" multi-compartment plastic trays included, slides securely into bottom of bag
- Reinforced carrying handles and adjustable shoulder strap
- Pockets for cordless drill, cell phone, 2-way radio, etc.
- 24"L x 9"W x 12"H



Item #

CS1141

CUSTOM LEATHERCRAFT

Megamouth™ Tote Bag **32 Pocket**

- 8 multi-use pockets inside and 24 outside organize tools and accessories
- Internal metal frame holds bag open for easy access
- Large interior to carry power tools, circular saws, hardhats, etc.
- Padded handles and adjustable shoulder strap
- 24"L x 11"W x 12"H



Item #

CS1164

CUSTOM LEATHERCRAFT

Center Tray Tool Bag **15 Pocket**

- 13-1/2" x 9" Multi-compartment plastic tray included, stored into middle compartment for easy access to the rest of bag contents
- 8 pockets outside and 7 inside to organize a wide range of tools and accessories
- Main pocket with web loops to accommodate large handle tools
- Extra padded carrying handles and adjustable shoulder strap
- Metal tool snap and electrical tape strap
- 16"L x 9"W x 9"H



Item #

CS1529

CUSTOM LEATHERCRAFT

Multi-Compartment Tool Carrier **58 Pocket**

- 54 Pockets inside and 4 pockets outside to organize tools and accessories
- Large center compartment to carry multiple power tools and accessories and separate outside two compartments
- Zippered side panels prevent spillage of tools when carrying or storing carrier
- Vertical tool pockets keep them in sight for quick access
- 18"L x 7"W x 14"H



Item #

CS1539

CUSTOM LEATHERCRAFT

Softsided Tool Box **21 Pocket**

- 9 pockets outside, 12 pockets inside and 10 web sleeves provide storage and organization for your favorite hand tools
- Includes a reinforced internal pocket for quick storage of your utility knife
- Padded adjustable shoulder strap
- Sturdy metal handle bar with molded foam grip for easy carrying
- 14"L x 11"W x 11"H



Item #

CS1578



CUSTOM LEATHERCRAFT
Softsided Tool Box

27 Pocket

- Removable and adjustable partition slides into place to customize tool box to your storage needs
- 12 pockets outside, 15 pockets inside and 6 web sleeves provide storage and organization for your favorite hand tools
- Includes a reinforced internal pocket for quick storage of your utility knife
- Padded adjustable shoulder strap
- Wide open main compartment
- Sturdy metal handle bar with molded foam grip for easy carrying
- 20"L x 11"W x 11"H



Item #

CS1579

CUSTOM LEATHERCRAFT
Tote Bag

23 Pocket

- 10 Pockets inside and 13 pockets outside to organize tools and accessories
- 10" x 3" Multi-compartment plastic tray to organize small parts, recessed on top for easy access
- Reinforced web carrying handles and adjustable shoulder strap
- 16"L x 8"W x 11"H



Item #

CS1534

CUSTOM LEATHERCRAFT
Deluxe Tool Backpack

48 Pocket

- 41 inside and 7 outside pockets to organize a wide variety of tools and accessories
- 2 main zippered compartments and a large adjustable exterior pocket
- 2 large back pads for extra comfort
- Adjustable padded shoulder straps with slip-resistant material
- 2-way adjustable sternum strap
- Reinforced padded carrying handles
- Abrasion-resistant base pads
- 13"W x 16"H x 8 3/4"D



Item #

CS1134

CUSTOM LEATHERCRAFT

Electrical and Maintenance Tool Carrier
23 Pocket

- 11" x 6" Multi-compartment plastic tray included that slides securely into bottom of tool carrier organizes small parts
- 16 Multi-use outside pockets and 7 inside to organize a wide range of tools and accessories
- Box shaped design prevents tipping
- Extra padded carrying handle and adjustable shoulder strap
- Large main divided pockets with elastic loops to accommodate large tools
- Electrical tape strap
- 11"L x 10"W x 19"H



Item #

CS1528

CUSTOM LEATHERCRAFT

Electrical & Maintenance Tool Pouch
17 Pocket

- Heavy-duty top grain leather
- Box-shaped design prevents tipping
- Large divided main pocket for extra tool capacity
- Leather reinforced carrying handle and electrical tape chain
- 8" L x 8" W x 15" H



Item #

CS526

CUSTOM LEATHERCRAFT

Carpenter's Nail & Tool Bag
8 Pocket

- Reversed top grain leather
- 2 Large capacity main nail/tool pockets
- 6 Smaller pockets fit pencils, nail sets, pliers, etc.
- Fits belts up to 2-3/4" wide
- 2 Steel hammer loops



Item #

CS178234

CUSTOM LEATHERCRAFT

Electrician's Tool Pouch
9 Pocket

- Chrome-tanned top grain leather
- 1 Main deep pocket
- 7 Additional front and side pockets for screwdrivers, wrenches, etc.
- Fits belts up to 2-3/4" wide
- Leather hammer loop
- Leather holder fits up to 30' measuring tape
- Tape chain and metal tool clip



Item #

CSK500



CUSTOM LEATHERCRAFT
Nail & Tool Bag
8 Pocket

- Suede leather
- 2 main reversed nail/tool pockets
- 6 smaller pockets fit pliers, nail sets, pencils, etc.
- Fits belts up to 2-3/4" wide
- 2 Leather hammer loops



Item #

CS1823X

CUSTOM LEATHERCRAFT
Ballistic Nail & Tool Bag
10 Pocket

- Double layer of rugged, lightweight ballistic poly fabric
- Innovative handle design for easy adjustment and carrying
- 3 main nail and tool pockets
- 7 smaller pockets for pliers, pencils, nail sets, etc
- Metal clip holds all measuring tape sizes
- 2" wide web belt with single tongue roller buckle
- Fits waist sizes: 29"-46"



Item #

CS2823

CUSTOM LEATHERCRAFT
Carpenter's Ballistic Combo Tool Belt
20 Pocket/4-Piece

- 20 pockets, sleeves and holders to organize your tools and fasteners
- Double layer of rugged, lightweight ballistic poly fabric
- Patented easy-carry handle design provides simple adjustments, easy carrying and storage of apron without spilling contents
- Gussets keep front pockets wide open for greater access
- Bottoms of main pockets are reinforced with PVC material for better resistance to abrasion
- Built-in utility knife pocket helps prevent accidental pouch punctures
- Prybar or combination square holders
- 5" wide padded comfort belt with double tongue steel roller buckle
- Fits waist sizes: 29"-46"



Item #

CS2605

CUSTOM LEATHERCRAFT

Professional Carpenter's Combo
18 Pocket/5-Piece

- Easy Carry Handle design provides simple adjustments, easy carrying and storage of apron without spilling contents
- Totally versatile-all parts removable and interchangeable
- Sta-Open feature on main reversed pockets
- 9 Main pockets for tools/nails, etc.
- 6 Smaller pockets for screwdrivers, cutters, pliers, pencils, etc.
- Speed square and pry bar holders
- 2 Steel hammer loops
- Metal clip holds all measuring tape sizes
- 5" Wide padded comfort belt with double tongue steel roller buckle
- Fits waist sizes 29" - 46"



Item #

CS5605

CUSTOM LEATHERCRAFT

Drawstring Bucket Bag
22 Pocket

- 6 large compartments for organizing and stowing small parts
- 16 pockets outside/inside for a variety of tools and accessories
- Easy-lock/pushbutton-release drawstring system
- "Soft" bottom panel prevents tipping and spilling
- 10" round x 7" high



Item #

CS1148

CUSTOM LEATHERCRAFT

Bucket Pocket
48 Pocket

- 14 Double row pockets inside and 34 triple row outside organize a wide range of tools and accessories
- Drill pocket with hook and loop handle strap
- Designed to fit most 3-1/2 to 5 gallon buckets
- Measuring tape strap and key clip included



Item #

CS1119

CUSTOM LEATHERCRAFT

Cell Phone Holders
Keystone Series

- Belt clip swivels to accommodate wearing on left or right side



Item #

Desc.

| | |
|--------|-------------------------------|
| CS1517 | BlackBerry®-style/iPhone® |
| CS1520 | Smaller phones, Magnet® close |
| CS1521 | Larger phone/walkie-talkie |



CUSTOM LEATHERCRAFT **Cell Phone Holder**

- Specially designed to hold newer/smaller cell phones
- Versatile 2-way attachment for belts, pants, etc.
- Heavy-duty clip on back, elastic side panels and padded inside to protect cell phones



| Item # | Desc. |
|---------|------------|
| CS5124M | Mossy Oak® |
| CS5124 | Black |

CUSTOM LEATHERCRAFT **Utility Knife/Pliers Holder**

- Designed for utility and "lock-back"-style knives, pliers or snips
- Sleeves for pens, markers, carpenter's pencils, with integral measuring tape clip
- Easily snaps on to belts up to 2" wide
- Made of polyester fabric



| Item # |
|--------|
| CS1518 |

CUSTOM LEATHERCRAFT **16' - 30' Tape Rule Holder**

- Top grain leather
- Holds larger tape rules
- Molded leather front retains its shape
- Easy out keel
- Fits belts up to 2-3/4" wide



| Item # |
|--------|
| CS465 |

CUSTOM LEATHERCRAFT **Hammer Holder**

Steel Loop

- Top grain leather
- Cradle design eliminates hammer pivoting
- Fits belts up to 2-3/4" wide



| Item # |
|--------|
| CS439 |

CUSTOM LEATHERCRAFT **Plier/Tool Holder**

- Top grain leather
- Molded, closed-bottom design retains shape
- Fits belts up to 2-1/4" wide



| Item # |
|--------|
| CS418 |

CUSTOM LEATHERCRAFT **Leather Work Belt**

- Trim to fit waist sizes 29"-46"
- Steel single tongue roller buckle
- 2" embossed top grain leather



| Item # |
|---------|
| CSE4521 |

CUSTOM LEATHERCRAFT **Back Support Belts**

- 8" wide heavy-duty elastic back panel
- 5" wide heavy elastic side bands for custom fit
- 1-1/4" wide elastic adjustable suspenders
- 4 internal stays provide extra support
- Tapered front panels for comfort while bending



| Item # | Fits Waist Sizes (in.) |
|----------|------------------------|
| CS5000M | 32 - 38 |
| CS5000L | 38 - 47 |
| CS5000XL | 46 - 56 |

CUSTOM LEATHERCRAFT **Work Suspenders**

- 2" wide heavy-duty elastic straps
- Adjustable to fit all sizes
- Heavy-duty front and rear clips
- Red white & blue graphic print



| Item # |
|----------|
| CS110USA |

CUSTOM LEATHERCRAFT **Padded Work Suspenders**

- 2" Wide foam-filled comfort pads
- Heavy-duty clips front and back
- Comfortable heavy-duty straps
- Adjustable to fit all sizes



| Item # |
|--------|
| CS5121 |



CUSTOM LEATHERCRAFT Leather Suspenders

- Fully adjustable
- Shoulder pads for added comfort
- Reduces load of heavy nail bags and aprons
- Heavy-duty top grain leather



Item #

CS21110

CUSTOM LEATHERCRAFT Web Tie Down Straps

- Strong 1" heavy-duty web construction
- Rustproof, cam-action buckle



| Item # | Length (ft.) | Color |
|--------|--------------|--------|
| CSWS02 | 2 | Red |
| CSW04 | 4 | Yellow |
| CSW06 | 6 | Green |
| CSW08 | 8 | Purple |
| CSW10 | 10 | Blue |
| CSW12 | 12 | Black |



MASTER LOCK CO. Laminated Steel Padlocks No. 1

- 1-3/4" wide laminated body for superior strength
- Hardened steel shackles for extra cut resistance
- Heavy-duty laminated steel cases
- 4-pin tumble cylinders provide pick resistance
- Dual locking levers provide extra pry resistance
- Providing 3/4" horizontal shackle clearance
- Shackle is 5/16" diameter



| Item # | Shackle Clear (in.) | Keyed |
|----------|---------------------|-------------|
| MAS1 | 15/16 | Differently |
| MAS1KA | 15/16 | Alike |
| MAS1KALJ | 2 1/2 | Alike |

MASTER LOCK CO. Laminated Steel Padlocks No. 3

- 1-9/16" wide laminated body for superior strength
- Hardened steel shackles for extra cut resistance
- Heavy-duty laminated steel case
- 4-pin tumbler cylinders provide pick resistance
- Providing 5/8" horizontal shackle clearance
- Shackle is 9/32" diameter



| Item # | Shackle Clear (in.) | Keyed |
|--------|---------------------|-------------|
| MAS3 | 3/4 | Differently |
| MAS3KA | 3/4 | Alike |

MASTER LOCK CO. Laminated Steel Padlocks No. 5

- 2" wide laminated steel body for superior strength
- Hardened boron alloy shackle for extra cut resistance
- 4-pin tumbler cylinders provide pick resistance
- Providing 15/16" horizontal shackle clearance
- Shackle is 3/8" diameter



| Item # | Shackle Clear (in.) | Keyed |
|--------|---------------------|-------------|
| MAS5 | 1 | Differently |
| MAS5KA | 1 | Alike |

MASTER LOCK CO. Universal Pin Padlocks

- Provide keying convenience
- Laminated steel bodies for superior strength
- Hardened steel (Nos. 1 and 3) and hardened boron alloy (No. 5) shackles
- 4-pin tumbler cylinders helps prevent picking



| Item # | Shackle Clear (in.) |
|----------|---------------------|
| MAS1UP | 15/16 |
| MAS1UPLJ | 2 1/2 |
| MAS3UP | 3/4 |
| MAS3UPLF | 1 1/2 |
| MAS5UP | 1 |
| MAS5UPLF | 1 1/2 |



MASTER LOCK CO.
Combination Padlocks
No. 175

- 2" wide solid brass case for strength and weatherability
- Hardened steel shackles for cut resistance
- Set-your-own 4-digit combination convenience
- Resettable to allow for a personalized combination
- 1" horizontal shackle clearance
- Shackle has 5/16" diameter



| Item # | Shackle Clear (in.) |
|----------|---------------------|
| MAS175 | 1 |
| MAS175LH | 2 1/4 |

MASTER LOCK CO.
Adjustable
Locking Cables
Python™

- Patented adjustable locking mechanism holds cable tight at any position for perfect fit
- 6' (1.8m) adjustable cable for application flexibility
- 3/8" (10mm) braided steel cable for superior cut resistance
- Cable end threads through places other cables cannot
- Rekeyable wafer cylinder for maximum pick resistance
- Can be keyed-alike to any standard M1 key cut
- Rust resistant lock and vinyl coated cable for superior weather and scratch resistance
- Velcro strap holds excess cable for compact storage



| Item # |
|------------|
| MAS8413DPF |

MASTER LOCK CO.
Safety Lockout
Padlocks



- Designed exclusively for lockout/tagout
- Durable, lightweight, non-conductive Xenoy® lock body
- Customize on-site with permanent, write-on labels
- Key retaining - ensures that padlocks are not left unlocked
- 1/4" dia. shackle, 1-1/2" high clearance
- Keyed different

| Item # | Color |
|-----------|--------|
| MAS410RED | Red |
| MAS410BLU | Blue |
| MAS410GRN | Green |
| MAS410YLW | Yellow |
| MAS410BLK | Black |

MASTER LOCK CO.
Lockout Tags



"DO NOT OPERATE"

- Durable polyester laminate resists water, grease and extreme temperature
- Heavy-duty construction withstands up to 80 lbs. of pullout force (meets OSHA requirement); prevents accidental removal
- Customize with name, department, expected completion
- 7/16" dia. brass grommet accepts all safety padlocks
- Dimensions: 5-3/4" x 3-1/8"

| Item # | Desc. |
|----------|---|
| MAS497AX | Spanish/English 1 bag of 12 tags w/ties |

MASTER LOCK CO.
Safety Lockout Hasp

- Tamper-resistant scissor-style steel lockout hasp
- Allows for lockout by up to 6 workers
- 1-3/4"x4-1/2", 1" inside jaw diameter



| Item # |
|--------|
| MAS420 |

MASTER LOCK CO.
Personal Lockout Kit
Modular Lockout/Tagout
Organizer




- Safety lockout carrying case keeps important devices and padlocks together
- Kit includes high-use components, satisfying most applications
- Personal kits are for the individual worker; padlocks supplied are keyed alike for added worker convenience
- Includes permanent write-on labels (English, French, Spanish) that allow instant on-site customization for each worker
- High visibility red locks
- Key-retaining - ensures that padlocks are not left unlocked
- Electrical & valve lockout focus

Contains:

- 3 ea. - 410KARED padlocks
- 1 ea. - 7C5RED circuit breaker padlock
- 1 ea. - 420 hasp
- 1 ea. - 427 Snap-On hasp
- 1 ea. - 8611 adjustable cable lockout
- 1 ea. - 480, 1 - 481, & 1 - 482 gate valve covers
- 1 ea. - 476, 1 - 477 ball valve covers
- 1 pc. - 492, 2 pcs. - 493, 1 pc. - 494, 1 pc. - 495 circuit breaker lockouts
- 1 pc. - 496 wall switch lockout
- 1 ea. - 497A tags (12/pack)

| Item # |
|--------------|
| MAS1457VE3KA |



CHICAGO PNEUMATIC TOOL CO.

Reversible Pneumatic Drills

- CFM: 24
- Air Inlet: 1/4" NPT
- Air Hose Bore: 3/8"
- Spindle Thread Size: 3/8"-24



| Item # | Chuck Size (in.) | Free Speed (RPM) |
|----------|------------------|------------------|
| CPCP9789 | 1/2 | 800 |
| CPCP9790 | 3/8 | 2000 |

CHICAGO PNEUMATIC TOOL CO.

Pistol Grip Hammer

- Standard .401 round shank
- Easy change retainer for quick accessory change
- Air Inlet: 1/4" NPTF



| Item # | Air Inlet (NPTF) | Blows Per Minute (bpm) |
|---------|------------------|------------------------|
| CPCP711 | 1/4 | 3,500 |
| CPCP715 | 1/4 | 2,100 |

CHICAGO PNEUMATIC TOOL CO.

Super Duty Pistol Grip Hammer

- Standard .498 round shank
- Easy change retainer for quick accessory change
- Air Inlet: 1/4" NPTF



| Item # | Blows Per Minute (bpm) |
|---------|------------------------|
| CPCP717 | 1,800 |

CHICAGO PNEUMATIC TOOL CO.

Extreme Duty Impact Wrench

- BPM: 1580
- Working Torque: 50-550 ft./lbs.
- Torque Max: 800(fwd)/1,085(rev) ft./lbs.
- Air Inlet: 1/4" NPTF
- Min. Hose Size: 3/8"



| Item # | Drive End (in.) |
|---------|-----------------|
| CP-7750 | 1/2 |

CHICAGO PNEUMATIC TOOL CO.

Impact Wrenches

CPRP9540B:

- Working Torque: 25-310 ft./lbs.
- Torque Max: 425 ft./lbs.
- Air Inlet: 1/4" NPTF
- Clutch: Dyna Pact™

CPRP9560:

- Working Torque: 200-950 ft./lbs.
- Torque Max: 1360 ft./lbs.
- Air Inlet: 1/4" NPTF
- Clutch: Pin

CPRP7763:

- Working Torque: 100-950 ft./lbs.
- Torque Max: 1200 ft./lbs.
- Air Inlet: 3/8" NPTF
- Clutch: Twin Hammer



| Item # | Drive End (in.) |
|-----------|-----------------|
| CPRP9540B | 1/2 |
| CPRP9560 | 3/4 |
| CPRP7763 | 3/4 |

CHICAGO PNEUMATIC TOOL CO.

3/8" Heavy Duty Ratchet

- Features CP's patented TriSpring anti-slip head design
- Compact, yet packed with power and speed
- Hardened gears



| Item # |
|---------|
| CPCP828 |

CHICAGO PNEUMATIC TOOL CO.

1/2" Heavy-Duty Ratchet

- Features CP's patented TriSpring anti-slip head design
- Compact, yet packed with power and speed
- Hardened gears



| Item # |
|----------|
| CPCP828H |

CHICAGO PNEUMATIC TOOL CO.

Mini Angle Die Grinder

- Power: .2 H.P.
- Free Speed: 22,500 RPM
- Air Inlet: 1/4" NPTF



| Item # |
|---------|
| CPRP875 |

CHICAGO PNEUMATIC TOOL CO.

Standard Duty Die Grinder

- Free Speed: 22,000 RPM
- Air Inlet: 1/4" NPTF



| Item # |
|---------|
| CPRP872 |



CHICAGO PNEUMATIC TOOL CO.

Angle Head Die Grinder

- Power: .28 H.P.
- Free Speed: 22,000 RPM
- CFM: 8.7
- Air Inlet: 1/4" NPT



Item #

CPCP9106Q-B

CHICAGO PNEUMATIC TOOL CO.

Angle Grinder 4-1/2" x 5/8"-11

- Power: 0.8 H.P.
- Free Speed: 12,000 RPM
- Air Inlet: 1/4" NPT
- Air Hose Bore: 3/8"



Item #

CPRP9122BR

CHICAGO PNEUMATIC TOOL CO.

7" Angle Grinder

- Power: 1.12 H.P.
- Free Speed: 7,500 RPM
- Air Inlet: 3/8"
- Air Hose Bore: 1/2"



Item #

CPCP9123

CHICAGO PNEUMATIC TOOL CO.

Engraving Pen Kit



Item #

CP-9361-1

CHICAGO PNEUMATIC TOOL CO.

Needle Scalers



| Item # | Bore & Stroke (in.) | BPM | Handle |
|----------|---------------------|------|--------|
| CPCP0951 | 25/32x1 1/8 | 3600 | Lever |
| CPCP0952 | 15/16x1 1/8 | 3900 | Offset |

CHICAGO PNEUMATIC TOOL CO.

Industrial Weld Flux Chipper

Industrial Needle Scaler

- Super durable for extreme applications
- Only 3.7 lbs.
- 4,600 BPM



CPRP9356

CPRP9356/NS

Item #

CPCP9356

CPCP9356/NS

CHICAGO PNEUMATIC TOOL CO.

Heavy-Duty Reciprocating Saw



| Item # | Stroke (in.) | BPM | Air Inlet (in.) | Air Hose Bore (in.) |
|---------|--------------|-------|-----------------|---------------------|
| CPCP881 | 3/8 | 9,500 | 1/4 NPT | 3/8 |

CHICAGO PNEUMATIC TOOL CO.

4-Bolt High Performance Breakers 30 Pound Class

- Alloy steel forgings provide excellent durability
- Four-bolt backhead design withstands rugged use
- Integral oiler provides continuous lubrication
- CP Four-bolt breakers require minimal servicing to maintain peak operating efficiency over extended periods of rugged use
- Oversized springs, side bolts and anvil minimize repairs
- CP Breakers can be ordered with mufflers, or mufflers can be purchased separately
- Air consumption at 90 psi, 45 cfm
- EX = Extended handle for trench work
- S = Silenced models



| Item # | Standard Hex Chuck Size (in.) | Retainer Type | Length (in.) | Weight (lbs.) |
|--------------|-------------------------------|---------------|--------------|---------------|
| CPCP 0112 | 1 x 4 1/4 | Latch | 21 | 30 |
| CPCP 0112 S | 1 x 4 1/4 | Latch | 21 | 32 |
| CPCP 0112 EX | 1 x 4 1/4 | Latch | 31 1/2 | 35 |

We have all the fittings, hoses and oil you need for your air tools. Just ask one of our sales associates.



CHICAGO PNEUMATIC TOOL CO.

4-Bolt High Performance Breakers 35 Pound Class

- Alloy steel forgings provide excellent durability
- Four-bolt backhead design withstands rugged use
- Integral oiler provides continuous lubrication
- Heavy-duty front headsprings on CPCP 1210 reduce reaction to operator
- CP Four-bolt breakers require minimal servicing to maintain peak operating efficiency over extended periods of rugged use
- Oversized springs, side bolts and anvil minimize repairs
- CP Breakers can be ordered with mufflers, or mufflers can be purchased separately
- Air consumption at 90 psi, 48 cfm
- S = Silenced models



| Item # | Standard Hex Chuck Size (in.) | Retainer Type | Length (in.) | Weight (lbs.) |
|---------------|-------------------------------|---------------|--------------|---------------|
| CPCP 1210 | 1 X 4¼ | Latch | 21½ | 44 |
| CPCP 1210S | 1 X 4¼ | Latch | 21½ | 48 |
| CPCP 1210 SVR | 1 X 4¼ | Latch | 23½ | 51 |

**Chisels?
Scalers?
Cutters?
Tampers?**
We've got em!

CHICAGO PNEUMATIC TOOL CO.

4-Bolt High Performance Breakers 60 Pound Class

- Four-bolt backhead design withstands rugged use
- Oversized springs, side bolts and anvil minimize repairs
- Air consumption at 90 psi, 63 cfm



| Item # | Standard Hex Chuck Size (in.) | Retainer Type | Length (in.) | Weight (lbs.) |
|---------------|-------------------------------|---------------|--------------|---------------|
| CPCP 1260 | 1½ X 6 | Latch | 26½ | 64 |
| CPCP 1260 S | 1½ x 6 | Latch | 26½ | 68 |
| CPCP 1260 SVR | 1½ x 6 | Latch | 27½ | 75 |
| CPCP 1260 | 1¼ x 6 | Latch | 26½ | 64 |
| CPCP 1260 S | 1¼ x 6 | Latch | 26½ | 68 |
| CPCP 1260 SVR | 1¼ x 6 | Latch | 27½ | 75 |

CHICAGO PNEUMATIC TOOL CO.

4-Bolt High Performance Breakers 90 Pound Class

- Air consumption at 90 psi, 81 cfm



| Item # | Standard Hex Chuck Size (in.) | Retainer Type | Length (in.) | Weight (lbs.) |
|---------------|-------------------------------|---------------|--------------|---------------|
| CPCP 1290 | 1½ x 6 | Latch | 29 | 82 |
| CPCP 1290 S | 1½ x 6 | Latch | 29 | 86 |
| CPCP 1290 SVR | 1½ x 6 | Latch | 31 | 96 |
| CPCP 1290 | 1¼ x 6 | Latch | 29 | 82 |
| CPCP 1290 S | 1¼ x 6 | Latch | 29 | 86 |
| CPCP 1290 SVR | 1¼ x 6 | Latch | 31 | 96 |

CHICAGO PNEUMATIC TOOL CO.

Scabblers

- Scabblers are ideal for cleaning and roughing concrete and construction joints; they can also be used to produce ornamental or contrasting finishes on building structures

CPCP 0006:

- Lightweight, compact tool with contoured grip handle reduces operator fatigue and increases output
- Tungsten carbide-tipped pistons last longer and are easily replaced
- Back head grip gives in-line thrust
- Chamfered cylinder block increases visibility of the work piece permitting close operation in tight corners

CPCP 0066:

- Lightweight, compact tool with contoured grip handle reduces operator fatigue and increases output
- Tungsten carbide-tipped pistons last longer and are easily replaced
- Chamfered cylinder block increases visibility of the work piece permitting close operation in tight corners
- All models - Air consumption at 90 psi: 29 cfm, 1/2" (NPT) air inlet thread



CPCP 0006



CPCP 0066

| Item # | BPM per Piston | Bore (in.) | Stroke (in.) | Weight (lbs.) | Length (in.) | Height (Pistons Extended) (in.) | Width (in.) | Number/Type of Pistons |
|-----------|----------------|------------|--------------|---------------|--------------|---------------------------------|-------------|------------------------------|
| CPCP 0006 | 3000 | 1 | 1 | 10 | 16 | 7 | 4 | Three 4-point carbide tipped |
| CPCP 0066 | 3000 | 0 | 1 | 10 | 11 | 5 | 2 | 3 |



CHICAGO PNEUMATIC TOOL CO.

Rivet Busters

With CPS

- Originally designed for cutting and forming metal rivets, the CP buster is now used for concrete demolition and has become one of the stars of the CP range
- It has low frequency blow with hitting power equivalent to a paving breaker twice its weight
- The new CPS includes a stepped piston and step cylinder to prevent accidental ejection of the piston
- Teasing throttle for progressive hitting frequency gives better control of such a powerful machine
- Forged steel handle for long life in rugged conditions
- New buffer ring is now 90 durometer rubber for extra life

Choice of cylinders:

- 11" cylinder
- 8" cylinder

Choice of handle:

- Open grip with outside trigger
- "D" handle with inside trigger
- 1/2" inlet bushing



| Item # | Blows Per Minute (bpm) | Cylinder Stroke (in.) | Length (in.) | Air Consump. (cfm) | Air Inlet (in.) | Chuck Size (Jumbo Shank) | Handle | Cylinder |
|-------------|------------------------|-----------------------|--------------|--------------------|-----------------|--------------------------|-----------------------------|----------------|
| CPCP 4608 P | 1080 | 8 | 23 | 45 | 1/2 | .890" x 1.125" Taper | Open grip - Outside trigger | Short cylinder |
| CPCP 4611 P | 720 | 11 | 26 | 45 | 1/2 | .890" x 1.125" Taper | Open grip - Outside trigger | Long cylinder |
| CPCP 4608 D | 1080 | 8 | 23 | 45 | 1/2 | .890" x 1.125" Taper | "D" handle - Inside trigger | Short cylinder |
| CPCP 4611 D | 720 | 11 | 26 | 45 | 1/2 | .890" x 1.125" Taper | "D" handle - Inside trigger | Long cylinder |

CHICAGO PNEUMATIC TOOL CO.

Combi Drills/Hammers

- The CPCP 009 and CPCP 0014 RR rotary hammers are designed for a wide variety of construction and maintenance applications such as driving or setting masonry anchors and drilling holes in concrete, bricks or rock; as a hammer, these tools can be used for chipping, scarifying, scaling and cleaning welds

All Models:

- Excellent power-to-weight ratio helps drill holes faster and easier than comparable electric rotary hammers
- Built-in oiler provides continuous lubrication
- Teasing throttle for precise control
- Rotation release button converts tool to a hammer (except on CPCP 0009 AC)
- Muffler available to reduce noise

CPCP 009:

- With an adaptor, can be used with electric hammer drill bits

CPCP 0014:

- Superior drilling rates
- Greater drilling capacity compared to plug hole drills
- Designed for production drilling of small holes



| Item # | Net Weight (lbs.) | Overall Length (in.) | Type of Chuck (in.) | Chuck Size (in.) |
|--|-------------------|----------------------|---------------------|------------------|
| CPCP 0009 - Air consumption at 90 psi: 20 cfm, 3/8" (NPT) air inlet thread | | | | |
| CPCP 0009 A | 8 | 14 3/4 | round shank | 3/4 x 3 3/4 |
| CPCP 0009 AC | 8 | 14 3/4 | round shank | 3/4 x 3 3/4 |
| CPCP 0009 F | 8 | 14 3/4 | spline drive | |
| CPCP 0014 RR - Air consumption at 90 psi: 32 cfm, 3/8" (NPT) air inlet thread | | | | |
| CPCP 0014 RR | 15 | 18 1/2 | spring hex shank | 7/8 x 3 1/4 |



CHICAGO PNEUMATIC TOOL CO.

Chipping Hammers



CPCP 0012:

- Since the CPCP 0012 is light and has medium hitting power, it is very easy to handle and control for more precise jobs
- Typical applications include alteration work, hole making and trimming

CPCP 4123:

- The most popular chipping hammer; the CPCP 4123 is used for a wide variety of construction and industrial applications, from light to medium chipping to heavy cutting; choose the cylinder size that best suits your particular application
- Classic simplate valve; heat treated cylinder; now with spline lock instead of clip locking mechanism

CPCP 4125:

- Extra features of the CPCP 4125 make it more suitable for tough construction and industrial applications, including foundries, shipyards, refineries, or fabrication shops
- Unique ring valve as standard for harder blow in tough applications or dirty environments; chrome plated cylinder for extra durability; spline locking to prevent loosening of handle or cylinder

CPCP 4123 & CPCP 4125:

- Powerful, yet compact and lightweight; rugged construction, hardened steel cylinder and handle; teasing throttle for precise control; open grip handle with self closing outside trigger
- Available in 2", 3" or 4" cylinder stroke versions

Choice of bushing:

- .680" Round chisel rotates freely or .580" Hex prevents chisel rotation

CPCP 4130:

- It is used for medium-duty to heavy-duty chipping, cutting and trimming operations; the four bolt handle provides higher air flow and durability
- Locking mechanism with four high-strength 1/2" bolts
- "D" handle with outside trigger and extra safety mechanism
- Muffler assembly as standard
- Available in 3" or 4" cylinder stroke versions

Choice of bushing:

- .680" Round chisel rotates freely or .580" Hex prevents chisel rotation

CPCP 4132:

- A durable 4-bolt chipping hammer with inside trigger and standard retainer; available in two cylinder sizes to suite your particular application

| Item # | Old Model Name | Weight (lbs.) | Cylinder Stroke | Length (in.) | Blows Per Minute (bpm) | Air Consump. (CFM) | Muffler Included As Standard | Chuck Size (in.) |
|---------------|----------------|--------------------------------|-----------------|--------------------------------|------------------------|--------------------|------------------------------|------------------|
| CPCP 0012 2BR | | 12 | 2 | 16 | 2600 | 20 | yes | .680" Rnd |
| CPCP 0012 2H | | 12 | 2 | 16 | 2600 | 20 | yes | .580" Hex |
| CPCP 4123 2R | CPCP 4123 PYRA | 13 | 2 | 12 ⁷ / ₈ | 2400 | 25 | - | .680" Rnd |
| CPCP 4123 2H | CPCP 4123 PYRE | 13 | 2 | 12 ⁷ / ₈ | 2400 | 25 | - | .580" Hex |
| CPCP 4123 3R | CPCP 4123 PYSA | 15 | 3 | 14 ⁷ / ₈ | 1920 | 26 | - | .680" Rnd |
| CPCP 4123 3H | CPCP 4123 PYSE | 15 | 3 | 14 ⁷ / ₈ | 1920 | 26 | - | .580" Hex |
| CPCP 4123 4R | CPCP 4123 PYTA | 16 | 4 | 15 ¹ / ₂ | 1500 | 27 | - | .680" Rnd |
| CPCP 4123 4H | CPCP 4123 PYTE | 16 | 4 | 15 ¹ / ₂ | 1500 | 27 | - | .580" Hex |
| CPCP 4125 2R | CPCP 4125 PALA | 13 | 2 | 13 ¹ / ₄ | 2400 | 26 | - | .680" Rnd |
| CPCP 4125 2H | CPCP 4125 PALE | 13 | 2 | 13 ¹ / ₄ | 2400 | 26 | - | .580" Hex |
| CPCP 4125 3R | CPCP 4125 PAMA | 15 | 3 | 14 ¹ / ₄ | 1920 | 27 | - | .680" Rnd |
| CPCP 4125 3H | CPCP 4125 PAME | 15 | 3 | 14 ¹ / ₄ | 1920 | 27 | - | .580" Hex |
| CPCP 4125 4R | CPCP 4125 PANA | 16 | 4 | 15 ¹ / ₄ | 1500 | 28 | - | .680" Rnd |
| CPCP 4125 4H | CPCP 4125 PANE | 16 | 4 | 15 ¹ / ₄ | 1500 | 28 | - | .580" Hex |
| CPCP 4130 3R | CPCP 4130 3RO | 18 ¹ / ₂ | 3 | 16 ¹ / ₂ | 1920 | 26 | yes | .680" Rnd |
| CPCP 4130 3H | CPCP 4130 3HO | 18 ¹ / ₂ | 3 | 16 ¹ / ₂ | 1920 | 26 | yes | .580" Hex |
| CPCP 4130 4R | CPCP 4130 4RO | 19 ¹ / ₂ | 4 | 17 ³ / ₄ | 1500 | 27 | yes | .680" Rnd |
| CPCP 4130 4H | CPCP 4130 4HO | 19 ¹ / ₂ | 4 | 17 ³ / ₄ | 1500 | 27 | yes | .580" Hex |
| CPCP 4132 3R | | 18 | 3 | 17 | 1800 | 33.23 | yes | .680" Rnd |
| CPCP 4132 3H | | 18 | 3 | 17 | 1800 | 33.23 | yes | .580" Hex |
| CPCP 4132 4R | | 19 | 4 | 17 | 1800 | 33.23 | yes | .680" Rnd |
| CPCP 4132 4H | | 19 | 4 | 17 | 1800 | 33.23 | yes | .580" Hex |



CHICAGO PNEUMATIC TOOL CO.

Backfill Tampers

- Quickly and effectively compact soil around foundations and other structures and are indispensable for compacting backfill in trenches
 - The CPCP 0003 is well equipped to handle light to medium applications while the CPCP 0004 is ideal for heavier jobs
- CPCP 0003, CPCP 0004 & CPCP0035
- Maximum power - slow, powerful blows efficiently and quickly compact all types of backfill, including clay and soils containing high percentages of finely crushed or powdered material
 - Adjustable packing maintains a positive air seal
 - Exhaust deflector directs air, moisture and oil away from operator
 - Integral oiler continuously lubricates tool during operation
 - Well-balanced, smooth-operating tool is easily guided by one person
 - 1/2" (NPT) air inlet thread
 - For quieter operation, optional mufflers are available
 - CPCP 0035 has built-in muffler



| Item # | Valve Type | Bore & Stroke (in.) | Blows Per Minute (bpm) | Net Weight (lbs.) | Overall Length (in.) |
|--|------------|---------------------|------------------------|-------------------|----------------------|
| CPCP 0003 - Air consumption at 90 psi: 18 cfm | | | | | |
| CPCP 0003 | Simplate | 1 17/16 x 6 | 800 | 30 | 52 |
| CPCP 0035 | Simplate | 1 1/2 x 5 1/2 | 800 | 36 | 4 1/4 |
| CPCP 0004 - Air consumption at 90 psi: 28 cfm | | | | | |
| CPCP 0004 | Ring | 2 1/4 x 6 | 780 | 42 | 50 |

CHICAGO PNEUMATIC TOOL CO.

Sinker Drills

- Forged steel housings withstands rugged use
- Cushioned piston reduces shock
- Multiposition throttle for easy starting of holes
- Blower lever for deep hole cleaning (except CP 0022)
- Integral oiler provides continuous lubrication
- Air inlet swivel improves maneuverability



| Item # | Weight (lbs.) | Length Incl. Drill-Steel Retainer (in.) | Impact Frequency (blows/min.) | Max Drilling Dia (in.) | Max Drilling Depth (in.) | Standard Hex Chuck Size (in.) |
|---|---------------|---|-------------------------------|------------------------|--------------------------|-------------------------------|
| CPCP 0022 - 30 Pound Class - Air consumption at 90 psi: 56 cfm | | | | | | |
| CPCP 0022 | 32 | 19 7/8 | 2,220 | 1.7 | 94.5 | 7/8 x 3 1/4 |
| CPCP 0022 | 32 | 19 7/8 | 2,220 | 2 | 94.5 | 7/8 x 4 1/4 |
| CPCP 0032 - 45-50 Pound Class - Air consumption at 90 psi: 103 cfm | | | | | | |
| CPCP 0032A.87 | 54 | 22 | 2,200 | 2 | 118 | 7/8 x 3 1/4 |
| CPCP 0032A.87 A | 54 | 23 | 2,200 | 2 | 118 | 7/8 x 4 1/4 |
| CPCP 0032A-1 | 54 | 23 | 2,200 | 2 | 118 | 1 x 4 1/4 |
| CPCP 0069 - 60 Pound Class - Air consumption at 90 psi: 130 cfm | | | | | | |
| CPCP 0069 | 64 | 24 1/4 | 1,920 | 2.4 | 236 | 7/8 x 4 1/4 |
| CPCP 0069 | 64 | 24 1/4 | 1,920 | 2.4 | 236 | 1 x 4 1/4 |
| CPCP 0069-wet | | 24 1/4 | 1,920 | 2.4 | 236 | 7/8 x 4 1/4 |



CHICAGO PNEUMATIC TOOL CO.

Redhawk Gas Powered Breaker

- Tough and well designed, the Red Hawk is ideal for small jobs or for working in remote locations
- Use the rugged and versatile Red Hawk to:

- Break concrete
- Cut asphalt
- Dig
- Drive posts and fences
- Drive rods and spikes
- Tamp and compact soil
- Tamp ballast/ties
- Engine Type: 185 cc 1-cylinder, 2-stroke
- Cooling: Forced air
- Impact rate: 2600 BPM
- Weight: 50.5 lbs.



Item #

CPRED HAWK

Atlas Copco

ATLAS COPCO

Ergonomic Scaler

- Ruggedly built, the PATTEX 117 is a low maintenance, long reach scaler perfect for many surface-cleaning operations
- Using a variety of standard accessories, the operator can chip concrete, grout, caulking or remove tiles, mastic, paint and roofing materials
- The ergonomic long reach scaler reduces time-consuming hand scraping and back breaking labor
- It is economical to use, consuming only 7 cfm, and can operate from a small portable compressor
- Includes 4" wide chisel - 9245 9987 67



| Item # | Weight (lbs.) | Air Consump. (CFM) | Length (in.) | Impact Freq. (blows/min.) |
|------------|---------------|--------------------|--------------|---------------------------|
| PATTEX 117 | 17 | 7 | 70 | 2300 |

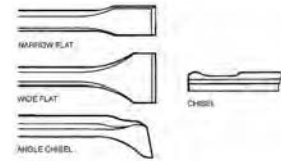
AJAX Tools

AJAX TOOLS

Air Hammer Chisels I/R 1/2" Square Shank

Weld Flux

- 1/2" square shank
- 7" length



| Item # | Desc. | Width (in.) |
|--------|---------|-------------|
| AJ382 | Flat | 3/4 |
| AJ383 | Scaling | 1 3/8 |
| AJ384 | Angle | 1 3/8 |

AJAX TOOLS

Air Hammer Chisels Zip Gun

- All listed chisels have .401" round shank with round retainer

| Item # | Desc. |
|-----------|---------------------------|
| AJ907 | Claw Ripper — Edging Tool |
| AJ908 | Muffler Cutter |
| AJ909 | Panel Cutter |
| AJ910 | Flat Chisel, 3/4 Blade |
| AJ910-1/2 | Flat Chisel, 3/4 Blade |
| AJ911 | Taper Punch |
| AJ913 | Straight Punch |
| AJ922 | Angle Chisel |



AJAX TOOLS

Air Hammer Chisels .680" Round Shank-Oval Collar

- .680" round shank oval collared




| Item # | Desc. | Width (in.) | Length (in.) |
|----------|------------|-------------|--------------|
| AJ303 | Flat | 1 | 9 |
| AJ303-12 | Flat | 1 | 12 |
| AJ303-18 | Flat | 1 | 18 |
| AJ303-24 | Flat | 1 | 24 |
| AJ313 | Moil | - | 9 |
| AJ315-12 | Moil | - | 12 |
| AJ315-24 | Moil | - | 24 |
| AJ325 | Scaling | 1 1/2 | 9 |
| AJ325-12 | Scaling | 1 1/2 | 12 |
| AJ325-18 | Scaling | 1 1/2 | 18 |
| AJ323 | Scaling | 2 | 9 |
| AJ323-12 | Scaling | 2 | 12 |
| AJ307 | Round Nose | 3/8 | 9 |



AJAX TOOLS

Spline Drive Accessories Chiseling and Chipping

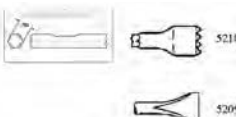


- Scaling Chisel
- 5/8" Round spline shank for large rotary hammer with spline drive
- 12" length

| Item # | Width (in.) |
|--------|-------------|
| AJ5009 | 2 |
| AJ5012 | 3 |

AJAX TOOLS

Concrete & Masonry Demolition Hammer Bits 3/4" Hex Shank



- For 3/4" hex shank demolition hammers
- Fits Makita HM1211B and DeWalt DW551K

| Item # | Desc. | Width (in.) | Length (in.) | Diameter |
|--------|----------------|-------------|--------------|----------|
| AJ5209 | Scaling Chisel | 2 | 12 | 3/4 |
| AJ5218 | Bushing Tool | 1 3/8 Sq. | 9 1/4 | 3/4 Hex |

AJAX TOOLS

Replacement Scaler Needles Set of 19

- Replacement needle for needle scaler
- Diameter: 1/8"
- Length: 7"
- Priced as a set of 19

| Item # |
|--------|
| AJ1377 |



AJAX TOOLS

Paving Breaker Tools

1-1/8" X 6" Hex



| Item # | Desc. |
|---------|----------------------------|
| AJ30010 | Bushing Tool 2" x 2" |
| AJ31060 | Frost Wedge 1 7/8" x 12" |
| AJ31080 | Digging Chisel 3" x 10" |
| AJ32100 | Narrow Chisel 18" |
| AJ32200 | Moil Point 18" |
| AJ32300 | 3" x 18" Wide Chisel |
| AJ38400 | Asphalt Cutter 5" x 6" |
| AJ39500 | Clay Spade 5 1/2" x 6 1/2" |

AJAX TOOLS

Paving Breaker Tools

1" X 4-1/4" Hex



| Item # | Desc. | Length (in.) |
|---------|----------------------|--------------|
| AJ22100 | Narrow Chisel | 18 |
| AJ22200 | Moil Point | 18 |
| AJ23300 | 3" Wide Chisel | 18 |
| AJ28400 | Asphalt Cutter 5"x6" | 6 |

AJAX TOOLS

Paving Breaker Tools

1-1/4" X 6" Hex



| Item # | Desc. |
|---------|----------------------------|
| AJ41200 | Moil Point 14" |
| AJ42200 | Moil Point 18" |
| AJ47200 | Moil Point 72" |
| AJ42100 | Narrow Chisel 18" |
| AJ43100 | Narrow Chisel 24" |
| AJ42300 | Wide Chisel 3" x 18" |
| AJ43300 | Wide Chisel 3" x 24" |
| AJ48400 | Asphalt Cutter 5" x 6" |
| AJ49500 | Clay Spade 5 1/2" x 6 1/2" |

AJAX TOOLS

Electric Hammer Chisels



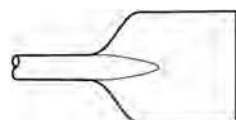
5/8" Round Spline Shank

- For large rotary hammers with spline drive

| Item # | Desc. | Length (in.) | Width (in.) |
|--------|------------|--------------|-------------|
| AJ5016 | Clay Spade | 15 1/2 | 4 1/2 |

AJAX TOOLS

Electric Hammer Chisels 3/4" Hex Demo Shank



- For demolition hammers which use 3/4" hex accessories

| Item # | Desc. | Length (in.) | Width (in.) |
|--------|----------------|--------------|-------------|
| AJ5220 | Asphalt Cutter | 15 1/2 | 5 |

AJAX TOOLS

Electric Hammer Chisels SDS Max Shank



- For large rotary hammers with SDS-Max drive

| Item # | Desc. | Length (in.) | Width (in.) |
|--------|----------------|--------------|-------------|
| AJ5801 | Moil Point | 12 | 1 |
| AJ5803 | Moil Point | 18 | 1 |
| AJ5805 | Flat Chisel | 12 | - |
| AJ5816 | Clay Spade | 15 1/2 | 4 1/2 |
| AJ5820 | Asphalt Cutter | 15 1/2 | 3 1/2 |



AJAX TOOLS


AJAX TOOLS Shank Rivet Sets



- .401 Shank Rivet Sets


| Item # | Size (in.) | Head |
|--------|------------|---------|
| AJ1605 | 1/4 | Round |
| AJ1621 | 1/4 | Brazier |

AJAX TOOLS Prick Punch



| Item # | Size (in.) |
|--------|------------|
| AJ592 | 3/8 x 5 |

AJAX TOOLS Pry Bars with Handles



| Item # | Size (in.) | Width |
|----------|------------|--------|
| AJ675-12 | 3/8 x 12 | 5/8 |
| AJ675-18 | 1/2 x 25 | 1 1/16 |

AJAX TOOLS Pinch Bars



| Item # | Size (in.) |
|--------|------------|
| AJ682 | 7/8 x 36 |

AJAX TOOLS Steel Stock Wedges



| Item # | Height (in.) | Width (in.) | Length (in.) |
|--------|--------------|-------------|--------------|
| AJ882 | 1/2 | 1 | 6 |
| AJ884 | 1 | 1 1/2 | 8 |

AJAX TOOLS Ground Rod Driver 1-1/4" X 6" Hex



- Driving electrical grounding rods into the soil

| Item # | Hole Size (in.) | Rod Size (in.) |
|---------|-----------------|----------------|
| AJ41758 | 3/4 | 5/8 |



GREENLEE TEXTRON INC. HPD Series Sign Post Drivers

Hydraulic Fairmont

- Can drive a variety of post sizes from small delineator posts up to 3-1/2" round posts including square, "U" channel, breakaway stubs, round, "T" fence, and wood
- Quick change front head design accommodates adapters for different types of posts
- A deep post opening and smooth operation ensures that the driver will not jump off of posts
- Available with integral trigger or remote on/off valve



| Item # | Desc. |
|------------|---|
| GRHPD-T-U | Sign post driver with integral trigger with universal post adapter |
| GRHPD-HV-U | Sign post driver with remote on/off valve with universal post adapter |
| GRUA | Universal post adapter |
| GRR96 | 3.8" round post adapter |
| GRSA54 | 2 1/8" square post adapter |
| GRF020196K | HTMA Female Coupler - 1/2" NPTF internal thread |
| GRF020197K | HTMA Male Coupler - 1/2" NPTF internal thread |
| GR1803065 | 12" Hose Assembly |
| GR54923 | HTMA Female Coupler |
| GR54924 | HTMA Male Coupler |
| GR1803066 | 12" Hose Assembly |
| GR111952 | Remote Valve |



GREENLEE TEXTRON INC.

Sign Post Puller Hydraulic Fairmont

- Uses serrated jaws or wraparound, high-strength alloy chain
- Able to pull most any post size and shape
- Faster and easier than conventional manual methods
- Includes pulling chain

Specifications:

- System: Open-Center
- Lift Capacity: 9,800 lb. (4,445 kg)
- Stroke: 5" (127 mm)
- Chain: 9/32" (7.1 mm) alloy
- Weight: 70 lb. (31.8 kg)



Item #
GRH4905A

GREENLEE TEXTRON INC.

Pole Puller Hydraulic Fairmont

- Heavy-duty construction
- Works in confined areas, next to buildings, or out in the open
- Proof-certified 6' (1.8 m) alloy chains included

Specifications:

- System: Open-center and closed-center
- Lift Capacity: 56,000 lb. at 2,000 psi
- Chains: 5/8" proof-certified alloy
- Weight: Cylinder only: 101 lb., with base and chain: 178 lb.



Item #
GRH4910A

GREENLEE TEXTRON INC.

Pole Tampers Hydraulic Fairmont

- Makes quick work of setting poles, asphalt patch and general construction backfill compacting
- Only three moving parts for low maintenance
- Kidney-shaped foot included
- Hose End Valve - Reversible on/off valve for open-center and closed-center hydraulic systems
- Valve on Tube - Rotate trigger spool for open-center and closed-center hydraulic systems



| Item # | Desc. |
|-----------|--|
| GRH4802 | 60" Pole Tamper, Hose End Valve |
| GRH4802-6 | 60" Pole Tamper, Hose End Valve (unit does not include on/off valve) |
| GRH4802-1 | 85" Pole Tamper, Hose end Valve |
| GRH4802-5 | 60" Pole Tamper, Valve on Tube |
| GRH4802-3 | 72" Pole Tamper, Valve on Tube |
| GR111964K | Kidney-Shaped Foot |
| GR111952 | Remote Valve |

GREENLEE TEXTRON INC.

Impact Wrenches and Drills 7/16" Hex Hydraulic Fairmont

- Twin-hammer impact mechanism provides high performance and reliability
- Button to switch between forward and reverse rotation
- One-piece handle and impact housing casting provide long life
- Super Spool™ permits quick switches between open-center and closed-center hydraulic systems
- Heat-insulated handle, ergonomically positioned for comfort
- Well balanced for comfortable operation
- Includes the 49314 heavy-duty adapter; toughest adapter on the market



| Item # | Desc. |
|------------|---|
| GRH8508-1 | High torque 1/2" impact wrench with 7/16" hex quick-change chuck and 49314 heavy-duty adapter |
| GRH8508-1V | High torque 1/2" impact wrench with flow control, 7/16" hex quick-change chuck and 49314 heavy-duty adapter |
| GRH8508-3 | Moderate torque 1/2" impact wrench, 7/16" hex quick-change chuck and 49314 heavy-duty adapter |
| GRH8508-3V | Moderate torque 1/2" impact wrench with flow control, 7/16" hex quick-change chuck and 49314 heavy-duty adapter |

GREENLEE TEXTRON INC.

Impact Wrenches Fairmont

- Added power and torque for heavy-duty jobs
- Twin hammer design
- Can be used on either open-center or closed-center system
- Adjustable torque control



| Item # | Desc. |
|----------|--|
| GRH6510A | 3/4" Impact Wrench - 3/4" Square Drive |
| GR48330 | 1/2" Impact Wrench |

GREENLEE TEXTRON INC.

Reversible Drill Hydraulic Fairmont

- Compact, lightweight – ideal for line construction applications
 - Super Spool™ selector control for use on open-center and closed-center hydraulic systems
 - Rugged gear motor
 - Reversible
- Capacity:
- Steel: 1/2" hole
 - Wood 1-1/6" hole



| Item # | Desc. |
|----------|-----------------------------|
| GRH6400C | Drill - 1/2" key-type chuck |



GREENLEE TEXTRON INC.
**Compact Submersible
Water Pumps**
2" Pump
Fairmont

- Self-priming, compact, lightweight design with carrying handle
- Up to 275 gpm
- Can draw water down to depth of 1-3/4"
- Can run dry without damage

Specifications:

- System: Open-center and closed-center
- Capacity: Up to 275 gpm (at 7 gpm and a 10' head height)
- Flow Range: 5 - 8 gpm
- Operating Pressure: 0 - 2,000 psi

Item #
GRH4665A



GREENLEE TEXTRON INC.
Standard Chain Saws

Hydraulic
Fairmont

- Ideal for large trimming applications and cut-up removal jobs
- Chain and bar can be adjusted without removing sprocket cover
- Handle position can be oriented to horizontal, or to 60° or 30° relative to bar and chain to user preference (except on model with chain brake)
- Rugged gear motor and expanded chip exit area
- Automatic chain oiler can be adjusted without tools
- Safety Features Include: Two-step safety trigger, high impact polymer front handle/shroud, wide lower handle protects hands/knuckles, chain catcher stops chain rotation
- Reduced kickback bar and chain
- Supplied with 12" (305 mm) steel braided whip hoses (couplers not included)
- Chain brake models meet requirements of ISO 6535



| Item # | Desc. | Cutting Capacity (in.) | Weight (lbs.) | Length (in.) |
|-------------|----------------------------|------------------------|---------------|--------------|
| GRHCS816 | Chain Saw | 16 | 9.5 | 31.5 |
| GRHCS820 | Chain Saw | 20 | 10.2 | 35.5 |
| GRHCS8160CB | Chain Saw with Chain Brake | 16 | 9.5 | 31.5 |

GREENLEE TEXTRON INC.

**Long-Reach
Chain Saws**
Hydraulic
Fairmont

- Cuts hard-to-reach branches from aerial basket or from the ground
 - Super Spool™ selector control for use on open-center and closed-center hydraulic systems
 - Available in three lengths
 - Insulated fiberglass extension tubes, tested to meet OSHA Regulation 1910.269
 - Safety features include: two-step trigger, trigger guard, and fully covered sprocket guard
 - Anti-kickback chain and automatic chain oiler
 - Unfilled and foam-filled extension tube versions offered
- Specifications:
- Cutting Capacity: 13"
 - Extension Type: Fiberglass-tested to 100 KvA for 5 minutes



| Item # | Desc. | Length (in.) | Weight (lbs.) |
|---------|----------------------------------|--------------|---------------|
| GR43178 | Long Reach Chain Saw | 62.5 | 8½ |
| GR38568 | Long Reach Chain Saw | 75 | 9¼ |
| GR43177 | Long Reach Chain Saw | 88.5 | 9¾ |
| GRLRF75 | Foam Filled Long Reach Chain Saw | 75 | 9½ |
| GRLRF88 | Foam Filled Long Reach Chain Saw | 88.5 | 10¼ |

GREENLEE TEXTRON INC.
Hydraulic Power Unit
20 Hp
Fairmont

- Electric key-start 20 hp Honda OHV engine with low-oil shutdown
 - Variable oil flow to 10 gpm (38 lpm)
 - Oversized oil cooler and electric fan ensures cool running
 - Engine hour meter and tachometer
 - Hydraulic oil level sight gauge and 10 micron oil filter
 - Tubular frame protects components and allows easy access to maintenance points
 - Integral grab rails for lifting the unit into trucks and trailers
 - Heavy-duty lifting eye
 - HTMA flat-face hydraulic couplers
 - Easy access service points for engine oil, fuel, battery, and oil filter
 - Sealed lead-acid battery
- Specifications:
- Horsepower: 20 at 3,600 rpm (14.9 kW at 3,600 rpm)
 - System: Open-center
 - Rated Flow: 5 - 10 gpm
 - Rated Pressure: 2,000 psi
 - Fuel: Gasoline 3.3 gal.
 - Hyd Oil Capacity: 3.1 gal.
 - Dry Weight: 259 lb.



Item #
GRF20



GREENLEE TEXTRON INC.

Breaker - 45 lb. and 55 lb. Hydraulic Fairmont

- Great for breaking sidewalks and curbs or driving ground rod, and for other small demolition jobs
- Clean modular design with few protrusions to irritate operators' legs
- High blow energy provides maximum breaking power
- Integral rubber damper reduces chisel noise
- Low noise and vibration levels
- AVS tools have patented spring-dampened handles that reduce vibration transmitted to the operator by 80%-90%
- Two-step trigger
- Supplied with 12" (305 mm) steel braided whip hoses



| Item # | Desc. |
|--------------|--|
| GRHPB45-1AVS | Breaker-- 1½ x 6" tool shank size, cushioned/spring-dampened handles |
| GRHPB45-2AVS | Breaker-- 1 X 4¼" tool shank size, cushioned/spring-dampened handles |
| GRHPB55-1AVS | Breaker-- 1½ x 6" tool shank size, cushioned/spring-dampened handles |

GREENLEE TEXTRON INC.

Hydraulic Flow Control Valve Fairmont



- Operates off other equipment's hydraulic accessory circuit--no need for a separate power unit
- Accepts up to 30 gpm for running off most skid-steer, tractors and loaders
- Variable flow adjustment allows precise flow control for tool operation
- Integral pressure relief valve helps protect hydraulic equipment and tools
- All-aluminum body design is lightweight and provides better heat dissipation
- Low profile, compact unit is unobtrusive and easy to install.
- All tool ports have O-Ring boss and accept industry standard hoses and couplers

Specifications:

- Hydraulic Ports: Power Source Side – Pressure: 1-1/16" NPT – SAE O-Ring Boss
- Power Source Side – Return: 1-1/16" NPT – SAE O-Ring Boss
- Tool Side – Pressure: 3/4" - 16 SAE O-Ring Boss HTMA Flush Face Coupling
- Tool Side – Return: 3/4" - 16 SAE O-Ring Boss HTMA Flush Face Coupling
- Maximum Output Flow: 10 gpm
- Maximum Output Pressure: 2,150 psi
- Temperature Range: -30° to 140° F
- Maximum Input Flow: 30 gpm
- Maximum Input Pressure: 3,000 psi

Item #

GRHFC30

Visit us on the web at
www.edgecs.com
You'll find product info,
technical data, helpful
hints and our sales flyers.
You can put together a
quote or place an order.

Jenny

JENNY

Single Stage Wheeled Portable Air Compressors

Electric



- Heavy-duty single stage cast iron compressor pump made in Somerset, PA USA
- Splash lubricated
- Belt driven with a large flywheel for extra cooling and easier start-up
- Totally enclosed heavy-duty belt guard
- 8 & 15 gallon tanks are low profile, powder coated twin tank receivers
- 17 and 30 gallon tanks are powder coated and ASME certified
- Convenient lifting handles
- Anti-vibration feet
- Protectively mounted fittings
- Special unloading valves to assist in motor starting
- Tank gauge
- Regulator and outlet pressure gauge

| Item # | Pump | HP | Tank Gallon | Power Supply | CFM @ 100 PSI | CFM @ 125 PSI |
|------------|------|-----|-------------|-------------------------|---------------|---------------|
| JNK15A-8P | K | 1.5 | 8 | 115 or 230 Volt 1 Phase | 6.5 | 6.2 |
| JNK15A-15P | K | 1.5 | 15 | 115 or 230 Volt 1 Phase | 6.5 | 6.2 |
| JNK15A-17P | K | 1.5 | 17 | 115 or 230 Volt 1 Phase | 6.5 | 6.2 |
| JNK15A-30P | K | 1.5 | 30 | 115 or 230 Volt 1 Phase | 6.5 | 6.2 |
| JNK2A-8P | K | 2 | 8 | 115 or 230 Volt 1 Phase | 8.4 | 8.0 |

JENNY

Single Stage Wheeled Portable Air Compressors

Gas Powered



- Heavy-duty single stage cast iron compressor pump made in Somerset, PA USA
- Splash lubricated
- Belt driven with a large flywheel for extra cooling and easier start-up
- Totally enclosed heavy-duty belt guard
- 8 & 15 gallon tanks are low profile, powder coated twin tank receivers
- 17 and 30 gallon tanks are powder coated and ASME certified
- Convenient lifting handles
- Anti-vibration feet
- Protectively mounted fittings
- Special unloading valves to assist in engine starting
- Tank gauge
- Regulator and outlet pressure gauge

| Item # | Pump | HP | Tank Gallon | Drive | CFM @ 100 PSI | CFM @ 125 PSI |
|-------------|------|-----|-------------|---------------------------------------|---------------|---------------|
| JNK5HGA-8P | K | 5.5 | 8 | Honda GX Gasoline Engine Recoil Start | 8.9 | 8.6 |
| JNK5HGA-17P | K | 5.5 | 17 | Honda GX Gasoline Engine Recoil Start | 8.9 | 8.6 |
| JNK5HGA-30P | K | 5.5 | 30 | Honda GX Gasoline Engine Recoil Start | 8.9 | 8.6 |
| JNG8HGA-17P | G | 8 | 17 | Honda GX Gasoline Engine Recoil Start | 16.2 | 15.6 |



Jenny

JENNY

Hand Carry Portable Air Compressor

Electric, 4 Gallon

- Lightweight, compact and extremely portable
- Single stage, direct coupled, oil lubricated pump
- Cast iron cylinder for extended pump life
- Forced ventilation cooling system
- Powder coated heavy-duty steel tank and frame assembly
- Protectively mounted fittings
- Anti-vibration feet
- Air line regulator and two gauges for line and tank pressure
- Pressure relief safety valve
- Special unloading valves to assist in motor/engine starting



Item #

JNA2G246-HC4V



MAKITA USA

Electric Air Compressor

Hot Dog

MAC700

High Output - Cast Iron Pump with Big Bore™ cylinder and piston, combined with greater bore and stroke, delivers maximum performance.

- Oil Lubricated - Cooler running pump, minimizes wear
- Roll-bar Handle - For portability and additional protection
- Lever handle ball valve - tank drain valve improves upon standard petcock design for easier maintenance
- Built-in thermal overload for additional motor protection

Includes:

- 1/4" Brass Makita Universal Coupler
- Horsepower: 2.0p
- Pump: Oil-lubricatedp
- Tank (ga.): 2.6 "Hot Dog"p
- Performance (CFM): 90 PSI 3.3; 40 PSI 3.8p
- Operating Pressure (PSI): 0 - 130p
- AMPS: 12.4p



Item #

MAMAC700

MAKITA USA

Air Compressor

3.0 HP

"Wheelbarrow"

- Folding Handle - For easy storage
- Built-in Storage Compartment - Stores air fittings & accessories
- Oil Lubricated
- Air Hose Wrap - Stores 50' of 3/8" Air Hose with handle folded or upright
- Large automotive style industrial air filter
- Durable cast iron cylinder
- Roll cage construction
- Oil sight glass for fast, easy and efficient maintenance
- Finned discharge tubing for increased heat dissipation and reduced moisture in the air
- Lever handle ball valve - tank drain valve improves upon standard petcock design for easier maintenance
- Convenient oil drain at the front of the pump for easy access
- Built-in thermal overload for additional motor protection

Includes:

- 1/4" Brass Makita Universal Coupler
- Horsepower: 3.0
- Pump: Oil-Lubricated
- Tank (ga.): 5.2
- Performance (CFM): 90 PSI 6.5, 40 PSI 6.9
- Operating Pressure (PSI): 0 - 140
- AMPS: 13.8
- Noise Level (dB): 90
- Size: 29"x19"x19-1/2"



Item #

MAMAC5200



AIRMAN

Air Compressor

Sunami Series

- Electric fuel prime and air-bleed
- Low noise level
- Stainless steel exhaust



| Item # | Working Pressure (PSI) | Rated Output (HP @ RPM) | Fuel Capacity (Gal) |
|-------------|------------------------|-------------------------|---------------------|
| R-AIPDS185S | 100 | 50.8 @ 3000 | 21 |

We sell and rent



CHICAGO PNEUMATIC TOOL CO.
Portable Compressor



CPS 185 PD:

- Perkins 49 HP engine

CPS 185 JD:

- John Deere 49 HP engine

CPS 185 DD:

- Deutz 48 HP engine
- Call Edge for detailed specs on each model

| Item # | Free Air Delivery (cfm) | Working Pressure (PSI) | Max Unloading Pressure (PSI) | Discharge Valves | Fuel Tank Capacity (gal.) | Number of Cylinders | Cooling System | Overall Length (in.) | H x W (in.) | Weight (lbs.) |
|------------|-------------------------|------------------------|------------------------------|------------------|---------------------------|---------------------|-------------------|----------------------|-------------|---------------|
| CPCPS185PD | 185 | 100 | 125 | (2) x ¾" | 25 | 4 | Water | 125 | 57 x 60 | 2,375 |
| CPCPS185JD | 185 | 100 | 125 | | 25 | 4 | Water/ (Par Cool) | 125 | 55.25 x 60 | 2,375 |
| CPCPS185DD | 185 | 100 | 125 | (2) x ¾" | 21 | 3 | Oil | 125 | 55.5 x 53 | 1,980 |

CHICAGO PNEUMATIC TOOL CO.
Portable Compressor



- 500 hour service interval
- Large tool storage box
- Unloaded starting
- Torsion bar suspension
- Glow plugs
- Recessed towing lights
- Dual stage fuel filters with water separator
- Fuel level gauge and hour meter
- Low fuel shutdown
- Galvanneal sheet metal enclosure with powder coat paint

| Item # | Free Air Delivery (cfm) | Working Pressure (PSI) | Max Unloading Pressure (PSI) | Fuel Tank Capacity (gal.) | Number of Cylinders | Cooling System | Overall Length (in.) | H x W (in.) | Weight (lbs.) |
|--------------|-------------------------|------------------------|------------------------------|---------------------------|---------------------|----------------|----------------------|-------------|---------------|
| CPCPS400-100 | 400 | 100 | 120-125 | 58 | 4 | Liquid | 153 | 71 x 72 | 4,130 |
| CPCPS400-150 | 400 | 150 | 170-175 | 58 | 4 | Liquid | 153 | 71 x 72 | 4,130 |



COILHOSE
Reinforced Polyurethane Straight Hose
Flexeel®



- Flexeel® retains its flexibility even in cold environments
- Extremely lightweight and tough
- Reusable strain relief fitting

| Item # | I.D. (in.) | Length (ft.) | Fitting (in.) | Colors |
|-------------------|------------|--------------|---------------|---|
| PCOPFE40504 Color | ¼ | 50 | ¼ MPT | Transparent Blue (T), Transparent Red (TR), Transparent Yellow (TY) |
| PCOPFE41004 Color | ¼ | 100 | ¼ MPT | Transparent Blue (T), Transparent Red (TR), Transparent Yellow (TY) |



COILHOSE Inner-Braided PVC Air Hose

- Special blend PVC has no memory: Hose lays down flat on the ground
- 180° bend radius: Hose won't kink and cut off air supply
- Steel spring strain relief: Protects hose at its weakest point (at the fitting) without inhibiting maneuverability
- Reusable fittings: Makes field repair quick and easy
- UV stabilized
- Chemical and abrasion resistant
- Temperature range: -40° F to 150° F
- Working Pressure: 325 PSI @ 70° F



| Item # | I.D. (in.) | Length (ft.) | Fitting (in.) |
|-------------|------------|--------------|---------------|
| PCOGF60245Q | 3/8 | 25 | 1/4 MPT |
| PCOGF60504Q | 3/8 | 50 | 1/4 MPT |
| PCOGF61004Q | 3/8 | 100 | 1/4 MPT |

GilaFlex Rigid Reusable Fitting w/ Strain Relief

PCOGFRM0604SR

COILHOSE Reusable Hose Splicer



| Item # | I.D. (in.) | O.D. (in.) |
|------------|------------|------------|
| PCOPHS0406 | 1/4 | 3/8 |
| PCOPHS0609 | 3/8 | 9/16 |

COILHOSE 1/4" Body Size Couplers

Industrial Interchange
Coilflow™



| Item # | Thread & Barb Size (in.) | Description |
|--------|--------------------------|-------------|
| PCO150 | 1/4 | Female |
| PCO152 | 1/4 | Male |

COILHOSE 1/4" Body Size Connectors

Industrial Interchange
Coilflow™



| Item # | Thread & Barb Size (in.) | Description |
|---------|--------------------------|-------------|
| PCO1502 | 1/4 | Female |
| PCO1501 | 1/4 | Male |

COILHOSE 3/8" Body Size Couplers



Industrial Interchange
Coilflow™

| Item # | Thread & Barb Size (in.) | Description |
|--------|--------------------------|-------------|
| PCO580 | 3/8 | Female |
| PCO581 | 3/8 | Male |

COILHOSE 3/8" Body Size Connectors



Industrial Interchange
Coilflow™

| Item # | Thread & Barb Size (in.) | Description |
|---------|--------------------------|-------------|
| PCO5802 | 3/8 | Female |
| PCO5801 | 3/8 | Male |

COILHOSE 1/2" Body Size Couplers

Industrial Interchange
Coilflow™



| Item # | Thread & Barb Size (in.) | Description |
|--------|--------------------------|-------------|
| PCO120 | 1/2 | Female |
| PCO122 | 1/2 | Male |

COILHOSE 1/2" Body Size Connectors

Industrial Interchange
Coilflow™



| Item # | Thread & Barb Size (in.) | Description |
|---------|--------------------------|-------------|
| PCO1202 | 1/2 | Female |
| PCO1203 | 3/8 | Male |

**We do repairs!
Come see us today.**



COILHOSE 1/4" Body Size Couplers

**Automotive Tru-Flate Interchange
Coilflow™**



| Item # | Thread & Barb Size (in.) | Description |
|--------|--------------------------|-------------|
| PCO160 | 1/4 | Female |
| PCO161 | 3/8 | Female |
| PCO162 | 1/4 | Male |
| PCO165 | 3/8 | Male |

COILHOSE 1/4" Body Size Connectors

**Automotive Tru-Flate Interchange
Coilflow™**



| Item # | Thread & Barb Size | Description |
|---------|--------------------|-------------|
| PCO1602 | 1/4 | Female |
| PCO1605 | 3/8 | Female |
| PCO1601 | 1/4 | Male |
| PCO1603 | 3/8 | Male |

COILHOSE 3/8" Body Size Connectors

**Automotive Tru-Flate
Interchange
Coilflow™**



| Item # | Thread & Barb Size (in.) | Description |
|---------|--------------------------|-------------|
| PCO5904 | 1/4 | Female |
| PCO5902 | 3/8 | Female |
| PCO5903 | 1/4 | Male |
| PCO5901 | 3/8 | Male |

COILHOSE 1/4" Body Size Couplers

**Lincoln Interchange
Coilflow™**



| Item # | Thread & Barb Size (in.) | Description |
|--------|--------------------------|-------------|
| PCO170 | 1/4 | Female |
| PCO172 | 1/4 | Male |

COILHOSE Automatic Universal Couplers U Series Coilflow™



- Universal couplers are designed for use where there are connectors of different interchanges in use on the same application
- Fits type 14, 15 and 16 couplers

| Item # | Thread & Barb Size (in.) | Description |
|---------|--------------------------|-------------|
| PCO150U | 1/4 | Female |
| PCO152U | 1/4 | Male |

COILHOSE 5-In-1 Automatic Safety Exhaust Coupler

- Designed to remain connected to the plug until the downstream of air has bled off

| Item # | Thread Size (in.) |
|-----------|-------------------|
| PCO150USE | 1/4" FPT |
| PCO152USE | 1/4" MPT |



COILHOSE Blow Guns & Tips 600 Series

- The 600 Series blow guns are supplied with 1/4" NPT female inlet thread and 1/8" NPT female outlet thread
- "S" suffix blow guns conform to OSHA standards for noise levels (1910.95) and less than 30 PSI dead-ended pressure (1910.242B)

| Item # | Description |
|----------|---------------------|
| PCO601 | Rubber |
| PCO606-S | 6" Safety Extension |



COILHOSE Blow Guns and Extensions CEG-1™

- Ergonomically designed to fit the natural contour of users hand
- Die cast zinc body
- 1/4" NPT Female Thread

| Item # | Description |
|---------------|-----------------------------|
| PCOCEG-1H-CS | High Flow Safety Blow Gun |
| PCOCEG-06-DPB | 6" Extension Only (No Tip) |
| PCOCEG-12-DPB | 12" Extension Only (No Tip) |





COILHOSE Air Chucks

| Item # | Fitting (in.) | Desc. | Check Type |
|---------|---------------|---------------------|------------|
| PCOCH09 | 1/4 FPT | Ball Chuck and Clip | Closed |
| PCOCH10 | 1/4 FPT | Ball Chuck and Clip | Closed |



COILHOSE Tee Manifold

- The tee manifold is made from high-quality brass and is ideal for two-way distribution

| Item # | Desc. (in.) |
|---------|-------------|
| PCOT004 | 1/4 FPT |
| PCOT006 | 3/8 FPT |



COILHOSE Tri-Pod Manifold

- This all aluminum manifold is available with three 1/4" FPT outlet ports and one 1/4" FPT inlet port or 3/8" inlet port for high volume applications

| Item # | Desc. |
|---------|---------------------|
| PCO3002 | 3 Port (1/4" Inlet) |
| PCO3003 | 3 Port (3/8" Inlet) |



COILHOSE In-Line Lubricators

- Ideal for intermittent use type tools such as staplers and nailers

| Item # | Oil Capacity (cc) | Length (in.) | Diameter (in.) | Weight (oz.) |
|----------|-------------------|--------------|----------------|--------------|
| PCO40014 | 5.0 | 3 | 1 1/8 | 5 |



COILHOSE Air Tool Lubricant

- Lubricates and rust proofs
- Removes moisture
- Maximizes tool performance
- Avoids unnecessary service
- Prolongs tool life

| Item # | Unit Volume (oz.) |
|-----------|-------------------|
| PCOATL004 | 4 |
| PCOATL016 | 16 (1 pint) |
| PCOATL128 | 128 (1 gallon) |



COILHOSE Air Tool Lubricant Wintergrade

- Coilhose ATLW provides lubrication down to -45°F
- ATLW anti-freeze lubricant can be applied via conventional air line lubricators or directly into the air tool's air inlet port

| Item # | Unit Volume (oz.) |
|------------|-------------------|
| PCOATL004W | 4 |
| PCOATL016W | 16 (1 pint) |
| PCOATL128W | 128 (1 gallon) |



DIXON Dixon Air King Couplings

Dixon "Air King" couplings are recommended for use on air lines for virtually any type of pneumatic equipment. The maximum recommended working pressure for Dixon "Air King" universal couplings is 150 PSI or less at ambient temperature (70° F).

- Made of malleable iron
- Blank ends available to block lines at coupling points
- Air King safety clips assure fittings will not become accidentally disconnected



| Item # | Size (in.) |
|--------|------------|
|--------|------------|

Hose Ends

| | |
|---------|-----|
| PDIAM1 | 1/2 |
| PDIAM5 | 5/8 |
| PDIAM6 | 3/4 |
| PDIAM11 | 1 |

Male NPT Ends

| | |
|---------|-----|
| PDIAMB | 3/8 |
| PDIAM2 | 1/2 |
| PDIAM7 | 3/4 |
| PDIAM12 | 1 |

Female NPT Ends

| | |
|---------|-----|
| PDIAMC | 3/8 |
| PDIAM3 | 1/2 |
| PDIAM8 | 3/4 |
| PDIAM13 | 1 |

Blank Ends

| | |
|--------|---|
| PDIAM0 | - |
|--------|---|

Accessories

| | |
|---------|-------------|
| PDIAC1 | Safety Clip |
| PDIAWR4 | Washer |



CONTRACTORS CHOICE Rubber Air Hose

- 300 PSI flexible rubber hose

| Item # | I.D. (in.) | Length (ft.) |
|--------|---------------|-----------------|
|--------|---------------|-----------------|

Hose With Guard and 1/4" fitting

| | | |
|------------|-----|-----|
| PIT3/8X25 | 3/8 | 25 |
| PIT3/8X50 | 3/8 | 50 |
| PIT3/8X100 | 3/8 | 100 |

Air Hose

| | | |
|------------|-----|------|
| PIT1/2X300 | 1/2 | Bulk |
| PIT3/4X300 | 3/4 | Bulk |
| PIT1X300 | 1 | Bulk |
| PIT3/4X50 | 3/4 | 50 |



YAMAHA MOTOR CORP. Portable Generator

Premium Gasoline Powered

- Maintenance free, brushless, single phase
- Auto-Decompression for easy starting
- Oil Watch Warning System shuts things down before the oil level gets low and won't let the generator be restarted until oil is added
- Auto Voltage Regulation to ensure correct power delivery even with extension cords
- Transistor Controlled Ignition
- Noise Suppressor



| Item # | Rated Voltage | Frequency | Max/Rated AC Output | Battery Start |
|--------------|---------------|-----------|---------------------|---------------|
| YMYG-4000DX | 120/240V | 60 Hz | 4000/3500 watts | N |
| YMYG-5200DX | 120/240V | 60 Hz | 5200/4500 watts | N |
| YMYG-6600DX | 120/240V | 60 Hz | 6600/6000 watts | N |
| YMYG-6600DEX | 120/240V | 60 Hz | 6600/6000 watts | Y |

YAMAHA MOTOR CORP. Portable Generator Gasoline Powered

- Compact and only 92.6 pounds
- 2.9-gallon fuel tank (with gauge) that provides 11 hours of run time on a single tank of gas
- Ground fault interrupter and non-fuse thermal breaker circuitry
- Oil Watch Warning System protects the heavy duty 171cc engine
- Mechanical governor delivers consistent engine speed for smoother power, while rubber mounts and a quiet muffler keep the noise to a minimum



| Item # | Type | Rated Voltage | Freq. | Max/Rated AC Output | Battery Start |
|-----------|-----------|---------------|-------|---------------------|---------------|
| YMEF-2600 | Brushless | 120V | 60 Hz | 2600/2300 watts | N |

YAMAHA MOTOR CORP. Portable Generator Gasoline Powered Inverter Series

- Inverter technology: clean power, quiet & fuel efficient
- Maintenance free, brushless, single phase
- Pulse Width Modulation produces high quality, clean electricity that's ideal for powering tools and equipment with built-in microprocessors or microcomputer-controlled electric tools
- Smart Throttle automatically adjusts the engine speed to precisely match the load
- Exceptional fuel economy and is remarkably quiet
- Oil Watch Warning System



| Item # | Rated Voltage | Frequency | Max/Rated AC Output | DC Output | Battery Start |
|------------|---------------|-----------|---------------------|-----------|---------------|
| YMYG-2800i | 120V | 60 Hz | 2800/2500 watts | 8.3 amps | N |

YAMAHA MOTOR CORP. Portable Generator

Gasoline Powered Inverter Series

- Brushless Inverter technology: clean power, quiet & fuel efficient
- Noise Block technology housing (53-60 dBA)
- Boost Technology sense when extra power need and boosts output for up to 10 seconds
- Built-in ergonomic handles and sturdy wheels make moving the generator smooth and easy
- Pulse Width Modulation, Smart Throttle, Oil Watch Warning System



| Item # | Rated Voltage | Freq. | Max/Rated AC Output | DC Output | Battery Start |
|-----------|---------------|-------|---------------------|-----------------|---------------|
| YMEF30iSE | 120V | 60 Hz | 3000/2800 watts | 12 volt 12 amps | Y |



YAMAHA MOTOR CORP.
Portable Generator
Gasoline Powered Inverter
Series



- Meeting the strictest environmental standards, it's simply the greenest way ever to power up
- Brushless Inverter
- Lightweight, 44 lbs. - easy to move, transport and store
- Super quiet muffler with USFs approved spark arrestor
- Twin Tech capability - hook up two for maximum power
- Smart Throttle varies engine speed based on load
- Oil Watch Warning System - prevents engine damage
- Fuel gauge
- Electrical overload breaker

| Item # | Rated Voltage | Freq. | Max/Rated AC Output | DC Output | Battery Start |
|------------|---------------|-------|---------------------|----------------|---------------|
| YMEF2000iS | 120V | 60 Hz | 2000/1600 watts | 12 volt 8 amps | N |

YAMAHA MOTOR CORP.
Generator Wheel Kit

- For ease of maneuverability these wheel kits are ideal
- Heavy-duty solid rubber tires to eliminate flats
- Handles are made to fold down to reduce space requirements and potential damage
- Fits EF4000DE, EF4600DE, EF5200DE, EF6600DE, YG4000D, YG5200D, YG6600D and YG6600DE
- Chrome finish



| Item # |
|-------------------|
| YMACC-WHEEL-KI-TC |



GENERAC POWER SYSTEMS, INC.
Portable Generator
Gasoline Powered
XP Series



- OHVI® engine incorporates full pressure lubrication with automotive style spin on oil filter for longer life
- Full panel GFCI protection-OSHA Compliant
- Idle control saves fuel and reduces noise
- 120/240V selector switch for full 120V power
- Low oil pressure shut-down protection
- Recoil/pull start

| Item # | Model | AC Voltage | Freq. | AC Rated Output Running Watts | Weight (lbs.) |
|--------|--------|------------|-------|-------------------------------|---------------|
| GE5929 | XP4000 | 120/240 | 60Hz | 3,600 | 139 |

GENERAC POWER SYSTEMS, INC.
Portable Generator
Gasoline Powered
XP Series



- OHVI® engine incorporates full pressure lubrication with automotive style spin on oil filter for longer life
- Full panel GFCI protection-OSHA compliant
- Idle control saves fuel and reduces noise
- 120/240V switch for full 120V power
- Integrated lifting eye for transport and security
- Electric start with recoil/pull start backup
- Battery included

| Item # | Model | AC Voltage | Freq. | AC Rated Output Running Watts | Weight (lbs.) |
|--------|---------|------------|-------|-------------------------------|---------------|
| GE5930 | XP6500E | 120/240 | 60Hz | 6,500 | 241 |

GENERAC POWER SYSTEMS, INC.

Portable Generator
Gasoline Powered
XG Series

- OHVI engine utilizes the same type of pressurized oil lubrication used to give automobile engines long and trouble free lives and has a significantly longer life than many competitive engines
- Covered Outlets: Provides added protection from the environment and rugged working conditions
- Easy to Read Fuel Gauge
- Lighted PowerBar™: Displays available power
- Illuminated Control Panel for improved visibility
- Fold-down, locking handles for portability
- Recoil/pull start



| Item # | Model | AC Voltage | Frequency | AC Rated Output Running Watts | Weight (lbs.) |
|--------|--------|------------|-----------|-------------------------------|---------------|
| GE5796 | XG6500 | 120/240 | 60Hz | 6,500 | 225 |



GENERAC

GENERAC POWER SYSTEMS, INC.

Portable Generator

Gasoline Powered XP Series

- OHVI® engine incorporates full pressure lubrication with automotive style spin on oil filter for longer life
- Full panel GFCI protection-OSHA Compliant
- Idle control saves fuel and reduces noise
- Integrated lifting eye for transport and security
- Low oil pressure shut-down protection
- Hour meter with maintenance resets
- Electric start w/recoil pull start backup
- Battery included



| Item # | Model | AC Voltage | Frequency | AC Rated Output Running Watts | Weight (lbs.) |
|--------|----------|------------|-----------|-------------------------------|---------------|
| GE5932 | XP10000E | 120/240 | 60Hz | 10,000 | 281 |

GENERAC POWER SYSTEMS, INC.

Portable Generator

Gasoline Powered GP Series

- OHVI® engine incorporates full pressure lubrication with automotive style spin on oil filter for longer life
- Idle control reduces noise and conserves fuel for extended run-times
- Hour meter tracks maintenance intervals
- Large-capacity fuel tank with incorporated fuel gauge provides durability and extended run times
- Low-oil pressure shutdown automatically safeguards engine from damage
- Hardened 1 1/4" steel tube cradle for added durability and strength
- Integrated lifting eye for easy transport and security on the job site
- Electric start



| Item # | Model | AC Voltage | Frequency | AC Rated Output Running Watts | Weight (lbs.) |
|--------|----------|------------|-----------|-------------------------------|---------------|
| GE5734 | GP15000E | 120/240 | 60Hz | 15,000 | 363 |

GENERAC POWER SYSTEMS, INC.

Portable Generator

Gasoline Powered GP Series

- OHVI® engine incorporates full pressure lubrication with automotive style spin on oil filter for longer life
- High performance alternator
- Large capacity fuel tank for extended run time
- Idle control
- Circuit protected outlets
- Built in lifting eye
- Low tone muffler
- Electric start



| Item # | Model | AC Voltage | Frequency | AC Rated Output Running Watts | Weight (lbs.) |
|--------|----------|------------|-----------|-------------------------------|---------------|
| GE5735 | GP17500E | 120/240 | 60Hz | 17,500 | 390 |

GENERAC

GENERAC POWER SYSTEMS, INC.

Portable Generator

Propane Powered

GP Series

- OHV splash lubricator
- High performance alternator
- Steel fuel tank with fuel gauge
- Circuit breaker protected outlets
- Low tone muffler
- Recoil/pull start



| Item # | Model | AC Voltage | Frequency | AC Rated Output Running Watts | Weight (lbs.) |
|--------|--------|------------|-----------|-------------------------------|---------------|
| GE6000 | GP3250 | 120 | 60Hz | 3,250 | 91 |

WINCO

WINCO INC.

Portable Generator

Gas Powered

- Durable Honda GX630 commercial engine
- Cast iron cylinder sleeves
- EPA and CARB approved
- Electric start
- Clean power at less than 5% total harmonic distortion
- Steady voltage regulation is safe for sensitive electronics
- Large 15 gallon fuel tank
- Oversized full power plug
- Industrial Square D mainline circuit breaker
- Industry leading 1/60th second reaction time
- Visi-Trip indicator
- Made in USA



| Item # | AC Voltage | Cont. Current Rating | Max Power Rating (Watts) | Weight (lbs.) |
|-----------|-------------------|----------------------|--------------------------|---------------|
| WL12000HE | 120/240 Volt 1 PH | 90/45 amps | 12,000 | 460 |

GENERAC

GENERAC POWER SYSTEMS, INC.

Power Washer

- OHV horizontal shaft engines provides plenty of power
- Low oil shut-down
- Professional grade triplex pumps with ceramic pistons are designed for long life
- Pressure control valve provides complete control of water pressure
- Spray gun has adjustable side handle with cushion grip and easy-to-pull trigger
- Rear hose connection for maximum convenience
- Includes 5 Quick-Click™ nozzle tips: 0°, 15°, 25°, 40° and soap



| Item # | Model | GPM | Cleaning Power (PSI) | Weight (lbs.) |
|--------|---------|-----|----------------------|---------------|
| GE5995 | 3300PSI | 3.2 | 10,560 | 145 |

GENERAC POWER SYSTEMS, INC.

Oil Filter

- Oil filter for Generac generators

| Item # |
|-----------|
| GE070185D |



GENERAC POWER SYSTEMS, INC.

Air filters

- Air filters for Generac Generators

| Item # | Description |
|----------|-----------------------|
| GE073111 | Filter Element |
| GE078602 | Precleaner Air filter |





TPI CORPORATION
Belt Drive Portable Blower
Standard & Swivel

- Swivel model rotates 360° in 12.5° increments and locks in place with a steel locking pin
- 10" hard rubber wheels
- Meets OSHA standards
- ETL listed
- 1 Year Limited Warranty
- Size - 36", 42" and 48"
- Motor - 1-speed, permanently lubricated ball bearing
- Switch - Rocker on 115V 1 Phase models



| Item # | Blade Size (in.) | CFM | Amps | Weight (lbs.) | Motor Type | Motor HP | RPM | Base |
|-------------|------------------|-------|------|---------------|----------------|----------|-----|----------|
| TPIPB-36-B | 36 | 14500 | 8.0 | 120 | 120 V 1 PH ODP | 1/2 | 500 | Standard |
| TPIPBS-36-B | 36 | 14500 | 8.0 | 145 | 120 V 1 PH ODP | 1/2 | 500 | Swivel |
| TPIPB-42-B | 42 | 18200 | 11.0 | 135 | 120 V 1 PH ODP | 3/4 | 430 | Standard |
| TPIPBS-42-B | 42 | 18200 | 11.0 | 160 | 120 V 1 PH ODP | 3/4 | 430 | Swivel |
| TPIPB-48-B | 48 | 22700 | 15.0 | 155 | 120 V 1 PH ODP | 1 | 390 | Standard |
| TPIPBS-48-B | 48 | 22700 | 15.0 | 180 | 120 V 1 PH ODP | 1 | 390 | Swivel |

TPI CORPORATION
Direct Drive Portable Blower - Standard and Swivel

- Swivel model rotates 360° in 12-1/2 increments and locks in place with a steel locking pin
- 8"/10" rubber wheels
- ETL Listed
- Meets OSHA Standards
- 1 Year Limited Warranty



| Item # | Blade Size (in.) | CFM | Amps | Shipping Wt. | Motor | Base |
|----------------|------------------|-------|------|--------------|-------|----------|
| TPIPB-36-D | 36 | 12500 | 5.5 | 82 | 1/3 | Standard |
| TPIPBS-36-D | 36 | 12500 | 5.5 | 110 | 1/3 | Swivel |
| TPIPB-42-D | 42 | 15600 | 6.0 | 102 | 1/2 | Standard |
| TPIPBS-42-D | 42 | 15600 | 6.0 | 128 | 1/2 | Swivel |
| TPIPB-48-D-OP | 48 | 17300 | 10.3 | 117 | 3/4 | Standard |
| TPIPBS-48-D-OP | 48 | 17300 | 10.3 | 142 | 3/4 | Swivel |

TPI CORPORATION
Commercial Belt Drive Portable Blower

- 8" rubber wheels
- Meets OSHA standards
- ETL listed
- Motor: 2-speed, 1-phase, permanently lubricated ball bearing



| Item # | Blade Size (in.) | CFM | Amps | Motor (HP) | Weight (lbs.) |
|-------------|------------------|---------------|------|------------|---------------|
| TPICPB 42-B | 42 | 13,500/11,000 | 6.5 | 1/2 | 93 |



TPI CORPORATION

Commercial Direct Drive Portable Blowers

- 5" rubber wheels
- Meets OSHA standards
- UL listed
- Motor: 2-speed, 1-phase, permanently lubricated ball bearing

| Item # | Blade Size (in.) | CFM | Amps | Motor (HP) | Weight (lbs.) |
|-------------|------------------|-------------|------|------------|---------------|
| TPICPB 36-D | 36 | 8,200/7,000 | 3.6 | 1/2 | 70 |



TPI CORPORATION

Mini-Blower Floor Model

- Totally enclosed motor allows mini-blower to be used in dirty or dusty environments
- Motor - 2-speed, 1/4 HP, 1 Phase, 115 volt, ball bearing, permanently lubricated, totally enclosed, permanent split capacitor
- Switch - Rotary on floor model, rocker on 30 Inch floor model
- Cord - SJT type, 3 conductor, 10 Feet long
- Blade - Aluminum
- Guards - Spiral wire - front and rear
- Housing - Powder coated 20 ga. steel
- UL - Listed
- Meets OSHA Standards
- 1 Year Limited Warranty

| Item # | Blade Size | CFM | Amps | Shipping Wt. |
|-------------|------------|------|------|--------------|
| TPIMB-24-DF | 24 | 6800 | 2.2 | 52 |
| TPIMB-30-DF | 30 | 7800 | 2.5 | 58 |



TPI CORPORATION

Commercial Air Circulators

- 3 speed fan
- Pull chain switch
- Steel hub/spider aluminum paddles
- Coated steel guards
- Meets OSHA standards

| Item # | Description | CFM/RPM | Amps | Weight (lbs.) |
|--------------|------------------|-------------------|---------------|---------------|
| TPIACU-24-PO | 24" Pedestal Fan | 7,500/6,060/4,050 | 1.45/1.15/1.1 | 68 |
| TPIACU-30-PO | 30" Pedestal Fan | 8,700/7,500/6,780 | 2.0/1.8/1.6 | 70 |



TPI CORPORATION

Commercial Floor Fans

- 3 speed portable floor fan
- SJT type cord-3 conductor-7' long
- Coated steel guards with retaining clips

| Item # | Size | CFM (High/Medium/Low) | Amps | Weight (lbs.) |
|----------|------|-----------------------|------|---------------|
| TPICF-12 | 12" | 2100/1750/1500 | 0.6 | 10 |
| TPICF-20 | 20" | 3450/3100/2950 | 1.9 | 18 |





TPI CORPORATION Industrial Workstation Floor Fans

- 3 speed portable fan
- Head tilts 360°
- Coated steel guards
- SJT type 3 conductor, 10' long cord
- Steel hub/spider aluminum paddle blades
- Meets OSHA standards



| Item # | Size | CFM (High/Medium/Low) | Amps | Weight (lbs.) |
|------------|------|--------------------------|------|------------------|
| TPIF-24-TE | 24" | 5850/5200/3600 | 2.4 | 23 |

TPI CORPORATION Fan Forced Milkhouse Heater

- Heat settings plus fan only setting
- Temperature control thermostat
- 6' long - 3 conductor cord
- Triple safety system: Tip over switch, Automatic reset type limit control, Thermal cut-off device



| Item # | Volts | Watts | Phase | Max. BTU's/Hr. |
|------------|-------|-----------------------|-------|----------------|
| TPI188TASA | 120 | 1500/1300 Fan Only | 1 | 5120 |

TPI CORPORATION Combination Radiant & Fan Forced Heaters

- 3-Heat settings
- Temperature control thermostat
- Dual safety system: Tip over switch, Manual reset type limit control
- 6' long - 3 conductor cord



| Item # | Volts | Watts | Phase | Max. BTU's/Hr. |
|-----------|-------|--------------|-------|----------------|
| TPI198TMC | 120 | 1500/900/600 | 1 | 5120 |

TPI CORPORATION Portable Metal Sheath Electric Infrared Heater

- Double side wall housings to reduce operating temperatures
- 6.0 and 13.5KW heaters have double top baffles to reduce operating temperatures
- 60° symmetrical heat pattern.
- Factory installed U-shaped metal sheath infrared heating elements have an average 5000 hour life
- Heavy duty protective wire screens.
- GOLD anodized Aluminum internal reflector
- Ground fault protection must be used
- 2.0 KW and 4.5KW are stand models, 6.0 KW and 13.5 KW are hand cart models



| Item # | KW | BTU's | Volts | Phase | Amps | Weight (lbs.) |
|----------------|------|--------|-------|-------|-----------|---------------|
| TPIFHK-224-1A | 2.0 | 6,826 | 240 | 1 | 8.3 | 17 |
| TPIFHK-248-1A | 2.0 | 6,826 | 480 | 1 | 4.2 | 17 |
| TPIFHK-424-1A | 4.5 | 15,359 | 240 | 1 | 18.8 | 24 |
| TPIFHK-448-1A | 4.5 | 15,359 | 480 | 1 | 9.4 | 24 |
| TPIFHK-624-3A | 6.0 | 20,478 | 240 | 3/1 | 14.4/25.0 | 37 |
| TPIFHK-648-3A | 6.0 | 20,478 | 480 | 3/1 | 7.5/13 | 37 |
| TPIFHK-1324-3A | 13.5 | 46,076 | 240 | 3 | 33.0 | 65 |
| TPIFHK-1348-3A | 13.5 | 46,076 | 480 | 3/1 | 17.0/29.0 | 65 |



TPI CORPORATION

Portable Electric Heater

- Safety yellow heater enclosure with safety screens on both air intake and output openings
- Long-life finned tubular heating elements
- Thermostat adjustment 40° to 100° F.
- Magnetic contactor
- Automatic reset
- High-limit thermal cutout switch
- Fan only switch



| Item # | Volts | KW | Phase | Btu/h Rating | Weight (lbs.) |
|-----------------|-------|----|-------|--------------|---------------|
| TPIFES-1024-1CA | 240 | 10 | 1 | 34,130 | 60 |

TPI CORPORATION

Portable Quartz Infrared Spot Heater

- Suitable for portable spot heat or for curing clear coat paint
- Height adjustable from 2' to 4'
- On-Off rocker switch standard
- 4 casters included; Tip-Over power cutoff safety switch
- 60° symmetrical heat pattern
- 5/8" diameter quartz tube included
- Average element life is 5000 hours
- Bright Aluminum reflector and end caps
- 20 gauge powder coated Steel housing
- 15' long, 3 wire (14/3) cordset with standard 3 prong NEMA 5-20P



| Item # | Watts | BTU's | Volts | Phase | Weight (lbs.) |
|------------|-------|-------|-------|-------|---------------|
| TPIPCH-48C | 1,500 | 5,120 | 120 | 1 | 30 |

TPI CORPORATION

Portable Hazardous Location Fan Forced Unit Heater

- 3.0 through 25 KW rating
- 208, 240, 480, 600 Volt available in selected capacities
- Cart has anti-static wheels to reduce the risk of static discharge
- Wheeled cart allows for easy maneuverability
- Cart has integrated fork-lift channels to provide ease of lifting on to ramps or trucks
- Excellent for providing seasonal heating in hazardous environments
- All units have disconnect switch, pilot light, and thermostat - standard
- 24 Volt control, transformer, and contactor in NEMA 7 enclosure
- Durable epoxy coating on heater housing
- Hazardous location unit mounted male / female plug
- Adjustable louvers; manual reset
- ETL listed
- Contact Edge for specific KW,BTU,Volt and Phase ratings



| Item # |
|------------------------------|
| TPIPHLA_____-_____-_____-TDP |



ENERCO®

Single Tank-top Propane Heater w/ Piezo Ignitor HeatStar

- Variable output of: 8, 12 & 14,000 BTU/hr
- Hi-Medium-Low Regulator
- Safety shutoff
- Operates 30-52 hours on a 20 lb. tank
- Connects to a 20 lb. cylinder



| Item # | Stock Number |
|--------|--------------|
| MH15T | F242100 |

ENERCO®

Double Tank-top Propane Heater w/ Piezo Ignitor HeatStar

- Variable output of: 8, 12, 16, 24 & 28,000 BTU/hr
- Two safety shutoffs
- Hi-Medium-Low Regulator
- Run on one burner or two
- Operates 17-52 hours on a 20 lb. tank
- Connects to a 20 lb. cylinder



| Item # | Stock Number |
|--------|--------------|
| MH30T | F242600 |



ENERCO®

Forced Air Propane Heater **For Small Worksites** **HeatStar**



- Pressure regulator settings: 28" W.C.
- Adjustable height control
- Flame safety
- High temperature limit switch: 240° F
- Continuous ignition
- Power Required: 115 V 60 Hz 3A
- Propane Hose - 20 ft.: 3/8" I.D. w/Regulator and POL
- POL/Excess flow check valve
- HS85FAV heats up to 2,000 square feet and operates up to 8 hours on a 20 lb. tank
- HS125FAV heats up to 3,000 square feet and operates up to 11 hours on a 40 lb. tank

| Item # | Output BTU/hr | Output CFM | Min. LP Tank Size (lb.) | Propane Consumption (lbs/hr) | Net Weight (lbs.) |
|----------|----------------|------------|-------------------------|------------------------------|-------------------|
| HS85FAV | 50,000-85,000 | 300 | 20 | 2.3 to 3.9 | 18 |
| HS125FAV | 75,000-125,000 | 350 | 40 | 3.5 to 5.8 | 23 |

ENERCO®

Forced Air Propane Heater **For Large Jobsites**



- Min. LP Tank Size: 100 lb.
- Flame Safety
- High temperature limit switch: 240° F
- Automatic solid state ignition
- Built-in thermostat
- Power Required: 115 V 60 4A
- POL/Excess flow check valve
- HS170FAVT has adjustable height control, heats up to 4,000 square feet and operates up to 17 hours on a 100 lb. tank
- HS400FAVT heats up to 9,000 square feet and operates up to 17 hours on a (2) 100 lb. tanks

| Item # | Stock Number | Output BTU/hr | Output CFM | Propane Consumption (lbs/hr) | Pressure Regulator Settings | Propane Hose - 20 ft. | Net Weight (lbs.) |
|-----------|--------------|-----------------|------------|------------------------------|-----------------------------|-------------------------------|-------------------|
| HS170FAVT | F170170 | 125,000-170,000 | 450 | 5.8 to 7.8 | 28" W.C. | 3/8" I.D. w/Regulator and POL | 32 |
| HS400FAVT | F172425 | 250,000-400,000 | 1400 | 11.5 to 18.5 | 20 PSI | 1/4" I.D. w/Regulator and POL | 47 |

ENERCO®

Portable Indirect Heater



- Clean and effective indirect heat
- High temperature resistant heat exchanger
- Thick-wall stainless steel combustion chamber
- High CFM centrifugal blower
- Overheat limit control
- Ideal drying building sites and heating enclosed buildings
- Water resistant flame control box
- Automatic safety and control devices
- Heavy duty wheels and handle provide mobility
- Optional remote thermostat (HSF150035) and ducting available
- Three fuel burner options (oil, propane or natural gas) with easy burner conversion:
- F151086 - LP/Natural Burner
- F151087 - Oil Burner

| Item # | Input BTU/hr | CFM Output | Oil Fuel Consumption (GAL/HR) | LP Fuel Consumption (GAL/HR) | Tank Capacity (gal.) | Duct Diameter | Max Length of Duct | Weight (lbs.) |
|----------|--------------|------------|-------------------------------|------------------------------|----------------------|---------------|--------------------|---------------|
| HS7000ID | 700,000 | 7,240 | 5.25 | 7.7 | 42 | 2-20" | 200 | 730 |

Spokane, WA 509-535-9841

Yakima, WA 509-248-1144

Billings, MT 406-248-7196

Gillette, WY 307-682-8522



ENERCO®
Forced Air Kerosene Heaters
For Large Jobsites
HeatStar



- Heavy construction
- Illuminated on-off switch
- Enclosed motor
- Large heavy-duty handles
- Cord wrap
- Fuel gauge
- 10" Pneumatic tires
- High output fan
- Larger "glove-friendly" controls

Specifications:

- Tank Capacity (GAL - L): 14/52
- Flame Safety/Overheat Safety Shutoff
- Continuous Ignition
- Power Required: 110-115 V 60 Hz
- Tires/Wheels: 10" Pneumatic
- Shipping Size (LxWxH): 42"x18"x22"
- Multi-Fuel (No. 1 or No. 2 Diesel Oil, Kerosene, JP-8 or Jet A)

| Item # | Stock Number | Output BTU/hr | Heating Area (sq. ft.) | CFM Output | Fuel Consumption (Gal./hr. - L/hr.) | Operating Hours On Full Tank | Shipping Weight (lbs.) |
|---------|--------------|------------------|---------------------------|------------|--|------------------------------------|------------------------------|
| HS125KT | F170325 | 125,000 | 3,000 | 275 | .77/2.91 | 15 | 74 |
| HS175KT | F170375 | 175,000 | 4,250 | 400 | 1.15/4.35 | 10 | 81 |
| HS210KT | F170380 | 210,000 | 6,000 | 400 | 1.60/6.05 | 8 | 87 |

ENERCO®
Convection Heaters
HeatStar



Special Features:

- Piezo push button ignitor
- Adjustable Heat Output
- "Insta-Lock" system for easy assembly - no tools

Specifications:

- Fuel: Propane Gas
- Flame Safety: Thermocouple operated gas valve
- Standing Pilot
- Piezo ignition
- Power required: None
- POL/Excess flow check valve

| Item # | Stock Number | Output BTU/hr | Propane Consumption (lbs/hr) | Pressure Regulator Settings | Hose - 20 ft. | Net Weight (lbs.) |
|---------|--------------|--------------------|---------------------------------|-----------------------------------|--------------------------------------|-------------------|
| HS80CV | F170480 | 30,000- 80,000 | 1.4 to 3.7 | 11" W.C. | 3/8" I.D. w/ Regulator and POL | 19 |
| HS200CV | F170600 | 75,000- 200,000 | 3.5 to 9.3 | 10 PSI | 1/4" I.D. w/ Regulator and POL | 25 |



L.B. WHITE
Forced Air LP/NG Heaters
Tradesman®



- LP and NG models available
- Ultra models include Self Diagnostic Service Saver for convenient trouble-shooting
- Dependable electronic spark ignition
- Superior Tri-Shield finish provides extended protection against abrasion and corrosion
- Thermostatic temperature control (Tradesman 170, 400 models)
- Adjustable front leg provides easy direction of heat (170,400 models)
- Variable output saves fuel
- Direct-fired = 99.97% fuel efficiency
- CSA US, (all models) and Canada (all except 100K)

| Item # | Btu/h Rating | Heated Air Output (CFM) | Fuel Consumption (max.) LP Gas (lbs./hr.) | Fuel Consumption (max.) Natural Gas (cu.ft./hr.) | Amps (starting/continuous operation) | Service Saver |
|------------|-------------------|-------------------------|---|--|--------------------------------------|---------------|
| LB100 | 50,000-100,000 | 350 | 4.6 | | 4.7/2.0 | |
| LB170 | 125,000 - 170,000 | 625 | 7.2 | 170 | 3.7/2.4 | |
| LB170Ultra | 125,000 - 170,000 | 625 | 7.2 | 170 | 3.7/2.4 | Yes |
| LB400 | 250,000 - 400,000 | 1,582 | 18.5 | | 3.7/2.4 | |
| LB400Ultra | 250,000 - 400,000 | 1,582 | 18.5 | | 3.7/2.4 | Yes |

L.B. WHITE
Forced Air Kerosene Heaters
Tradesman®



- Kerosene, #1 diesel or #1 fuel oil
- Dependable, dual-prong electronic spark ignition
- Durable brass fuel fittings, not plastic
- Fuel gauge indicates remaining run time
- Comfort control thermostat
- Wheels and handles make it easier to maneuver
- Threaded drain plug
- CSA US and Canada

| Item # | Btu/h Rating | Heated Air Output (CFM) | Pump Pressure (psi) | Fuel Consumption (max.) (gal./hr.) | Tank Capacity (gal.) | Operating Time/Tankful (hrs.) | Amps (continuous operation) | Motor Horsepower |
|--------|--------------|-------------------------|---------------------|------------------------------------|----------------------|-------------------------------|-----------------------------|------------------|
| LBK170 | 170,000 | 600 | 6.5 | 1.3 | 13 | 10.0 | 3.2 | ¼ |
| LBK400 | 400,000 | 1,400 | 125 | 3.0 | 29 | 9.5 | 4.4 | ½ |
| LBK650 | 650,000 | 3,600 | 110 | 4.9 | 50 | 10.0 | 7.1 | ¾ |



RENTQUIP USA INC.
Electric Heaters
Patron by Rentquip®

- Built for prolonged use in challenging situations
- No exhaust, no ventilation needed
- Powder coated steel housing
- High quality sealed motor
- Each unit is equipped with over-heat protection and a durable outer steel casing that stays cool even when the heater is running
- Capable of a very quick and high temperature rise, with the industrial-grade fan distributing warm air constantly



| Item # | Output BTU/hr | Watts | Volts/Amps | Output CFM |
|--------|---------------|-------|------------|------------|
| PHE1.5 | 5,100 | 1,500 | 120/12.5 | 116 |
| PHE3 | 10,200 | 3,000 | 240/12.5 | 205 |
| PHE6 | 20,500 | 6,000 | 240/25.0 | 250 |
| PHE9 | 30,700 | 9,000 | 240/37.5 | 350 |



ALLEGRO INDUSTRIES
8" AC Axial Blower
Metal Housing & Canister

- AC axial blower w/canister
- Engineered for convenience, this 8" axial blower is an all-in-one ventilation system
- Design allows ducting to collapse into a built-in canister for easy storage
- Includes blower, build-in storage canister and 25 ft. of ducting
- Free Air Flow: 1275 CFM, Air Flow with One 90° Bend: 661 CFM, Air Flow with Two 90° Bends: 582 CFM
- Power Rating: 3A/115V



| Item # | Desc. |
|------------|-------------------|
| ALL9514-25 | 25 ft. of Ducting |

ALLEGRO INDUSTRIES
Blower Ducting

- Lightweight and retractable - vinyl and polyester materials with PVC coating
- Designed for maximum air handling capabilities and built for dual direction flow
- Yellow with black weatherstrip for visibility on the job
- 25 ft. of 8" diameter



| Item # | Desc. |
|------------|----------------------|
| ALL9500-25 | 25 ft. of 8 in. Duct |

ALLEGRO INDUSTRIES
8" AC COM-PAX-IAL
Plastic Blower
With Canister
and 25' Ducting



- Features the 8" Com-Pax-Ial blower with canister and 25' ducting
- Designed with the quick-connect clipping system which allows workers to attach the canister, tools-free, to the input side for powerful extraction or output side for ventilation
- The 25' ducting stores conveniently within the canister
- Built-in carry handles, built-in On/Off switch and "Safety" orange coloration
- Free Air Flow: 831 CFM, Air Flow with One 90° Bend: 709 CFM, Air Flow with Two 90° Bends: 586 CFM
- Power Rating: 3A/115V
- Power Cap.: 1/3 hp

| Item # | Desc. |
|------------|-------------------|
| ALL9533-25 | 25 ft. of Ducting |

ALLEGRO INDUSTRIES
8" Plastic Explosion
Proof COM-PAX-IAL
Blower with ducting



- 8" COM-PAX-IAL AC explosion proof blower with canister and 25' statically conductive ducting
- Electric explosion-proof motor is UL/CSA listed
- Single-phase motor includes NEMA rated 115V plug for use with explosion-proof socket (sold separately)
- Meets Class I, Divisions 1 and 2, Groups C and D and Class II, Divisions 1 and 2, Groups F and G Hazardous Location Requirements
- Free Air Flow 900 CFM, Air Flow with One 90° Bend: 650 Cfm, Air Flow with Two 90° Bends: 625 CFM
- Power Rating 115V
- Power Cap.: 1/3 hp

| Item # |
|------------|
| ALL9538-25 |

ALLEGRO INDUSTRIES
Axial Inlet Adapter

- Allows an axial blower to draw fumes and other contaminants out of work area
- Can be used on any Allegro 8" metal axial blower and allows blower to work on two completely different applications



| Item # |
|------------|
| ALL9500-03 |

ALLEGRO INDUSTRIES
8" Duct To Duct
Connector

- Allows safe connection of additional ducting
- Constructed of galvanized steel with raised lip to hold in place



| Item # |
|------------|
| ALL9500-01 |



OMNITEC DESIGN INC.
**HEPA Negative Air
Machines**
OmniAire 2000V

Air scrubber for removal of toxic mold, asbestos and lead dust during renovation and abatement projects.

- Comes standard with a particle board 99.97% 0.3 HEPA filter and can be upgraded to a metal frame 99.97% 0.3 HEPA filter
- Dimensions (LxWxH): 34"x20"x29"
- Airflow Ratings (cfm): 300 to 1900 (airflows based on blower manufacturer curves. Different HEPA filters may cause the flow to vary)
- Filtration Stages: 3 to 5
- Exhaust Collar Diameter: 12"
- Motor: 1 hp with thermal overload
- Maximum Operating Amps: 12.0 amps



Item #

OCO2000V

OMNITEC DESIGN INC.
**HEPA Negative Air
Machines**
OmniAire 2200C

The OmniAire 2200C is a construction grade machine. It delivers the performance of full sized negative air units but is easy to move and set up. Equipped with a 99.97% HEPA filter and 2-stage prefilter, it is used on asbestos, lead and mold abatement projects. The HEPA filter can be replaced with an economical 95% ASHRAE Bag Filter to collect bulk dust from cutting and grinding of concrete, wood and plaster.

- Dimensions (LxWxH): 34"x26"x31"
- Airflow Ratings (cfm): 1000, 2000 (airflows based on blower manufacturer curves. Different HEPA filters may cause the flow to vary)
- Filtration Stages: 3 to 5
- Exhaust Collar Diameter: 12"
- Motor: 1 1/4 hp with thermal overload
- Maximum Operating Amps: 13.8 amps



Item #

OCO2200C

OMNITEC DESIGN INC.
**9 Pocket Bag Filter
For Dust Collection**

- 95% ASHRAE efficiency
- High dust holding capacity



| Item # | Size | Fits Model |
|---------|-----------|------------|
| OCOFB9 | 24" x 18" | OA2000V |
| OCOFB10 | 24" x 24" | OA2200 |

OMNITEC DESIGN INC.
**HEPA Negative Air
Machines**
OmniAire 2200UL

Air scrubber for removal of toxic mold, asbestos and lead dust during renovation and abatement projects.

- Dimensions (LxWxH): 34"x26"x31"
- Airflow Ratings (cfm): 1000, 2000 (airflows based on blower manufacturer curves. Different HEPA filters may cause the flow to vary)
- Filtration Stages: 3 to 5
- Exhaust Collar Diameter: 12"
- Motor: 1 1/4 hp with thermal overload
- Maximum Operating Amp: 13.8 amps



Item #

OCO2200UL

OMNITEC DESIGN INC.
Standard Hepa Filter

- Wood frame
- 99.97% efficiency
- .3 micron



| Item # | Size | Fits Model |
|----------|---------------------|------------|
| OCOA2418 | 18" x 24" x 11 1/2" | OA2000V |
| OCOA2424 | 24" x 24" x 11 1/2" | OA2200UL |

OMNITEC DESIGN INC.
**Prefilter for
Negative Air Machine**

- Prefilters are custom cut to fit each OmniAire HEPA negative air machine
- Frequent changing of the inexpensive prefilters will dramatically increase the useful life of the more expensive HEPA filter



| Item # | Size | Fits Model |
|-----------|-----------|------------|
| OCOAP2424 | 24" x 24" | OA2200UL |

OMNITEC DESIGN INC.
**Bag Filter Housing For
Negative Air Machines**

Housing for filters that allow the OmniAire filtration machine to be used for dust collection



| Item # | Size | Fits Model |
|-----------|---------------------|------------|
| OCHBF2000 | 24" x 18" x 11 1/2" | OA2000V |
| OCHBF2200 | 24" x 24" x 11 1/2" | OA2200 |



NIKRO INDUSTRIES INC.
Portable Air Scrubber

- Economical high performance unit features a 2-speed blower for controlled air flow
- 3-stage filtration with 99.97% @ 0.3 micron HEPA filter
- Filter monitoring gauge
- Hour meter
- 12" exhaust hose flange
- 4-caster design and side carrying handles
- The cabinet housing is aluminum with fully welded seams and powder coat paint finish
- 2000 CFM (Free Air)
- 37" x 26" x 31" / 130 lbs
- 115v / 11 amps



Item #
NOSC2005

NIKRO INDUSTRIES INC.
Portable Air Scrubber

- Light weight, dent and corrosion resistant portable polyethylene air scrubber
- Features:

- 2-speed blower for controlled air flow
- 3-stage filtration with 99.97% @ 0.3 micron HEPA filter
- Filter monitoring gauge
- Hour meter
- 12" exhaust hose flange
- Stackable nesting feature for easy transporting and storage
- Locking casters and side carrying handles
- 2000 CFM (Free Air)
- 38" x 27" x 32 1/2" / 120 lbs
- 115v / 10 amps



Item #
NOPS2009

NIKRO INDUSTRIES INC.
Air Scrubber Accessories

- Intake and outlet hoses and adapters for Nikro Air Scrubbers



| Item # | Desc. |
|----------|---------------------------------------|
| NO860243 | 12"x25' Mylar Intake and Exhaust Hose |
| NO860249 | 12" Quick Connect Hose Clamp |
| NO860139 | 12" Hose-Hose Connector |

NIKRO INDUSTRIES INC.
**Filters for
Portable Air Scrubbers**

- Multi-use filters for Nikro Air Scrubbers



| Item # | Size | Desc. |
|---------------|-------------|------------------|
| NO550048 | 24"x24"x2" | Tri-Pleat Filter |
| NO550047 P | 24"x24"x1" | Blue Pre-Filter |
| NO550046 | 24"x24"x12" | Hepa Filter |



TSURUMI PUMPS
Garden Hose Utility Pump

- Air-filled motor
- Built in float switch for automatic or manual operation
- 1.25" discharge with garden hose adapter
- Suitable for all your general dewatering applications
- Built in float switch allowing you to operate the pump automatically or manually depending on the situation



| Item # | Discharge Bore (in.) | Cable Length (ft.) | Diameter (in.) | Height (in.) |
|---------|----------------------|--------------------|----------------|--------------|
| TSUF-13 | 1 1/4 & 1 1/2 | 10 | 7 3/4 | 12 1/8 |



MULTIQUIP INC
**Gasoline-Powered
Trash Pumps**

- Rugged and dependable, they are ideal for dewatering applications with high solid content
- Sticks, stones and debris easily pass through the pump, minimizing downtime due to clogging
- Self-priming design
- Silicone seals stand up to harsh jobsite environments
- Large easy cleanout



| Item # | Desc. |
|---------|--------------------------------|
| MQQP2TH | 2" Trash, 211 GPM, Honda GX160 |



TPI CORPORATION

Portable Evaporative Coolers

- Models feature 3/4" garden hose connections for longer operating times.
- Durable polyethylene housing features leakproof, one piece construction
- Lowers temperatures 15-25° F depending on climate conditions
- New 3 blade fan blade for quieter operation.
- 120V operation
- Manufactured in USA. Shipped completely assembled, ready to use



| Item # | Motor HP | AMPS | CFM (High/Medium/Low) | Effective Sq. Ft. | Internal Water (Gallons) | Dimensions (LxWxH) In. | Weight |
|-------------|----------|------|--------------------------|-------------------|-----------------------------|---------------------------|--------|
| TPIEVAP36-1 | 1/2 | 12.4 | 9600 | 2500 | 32 | 32x62x67 | 235 |
| TPIEVAP36-3 | 1/2 | 11.5 | 9600/6600/4800 | 2500 | 32 | 32x62x67 | 245 |
| TPIEVAP48-2 | 1 | 13.7 | 22000/11000 | 4000 | 40 | 36x74x86 | 405 |

TPI CORPORATION

Portable High Pressure Misters

- Generates a fine water vapor or "fog" mist that can reduce air temperatures up to 30°F
- Pump system designed to run one master fan and up to two satellite fans
- 120 volt, 11 amp, .5 HP motor triplex plunger pump that delivers .5 gallon of water per minute at 1000 psi.
- Pump has onboard, adjustable, regulating un-loader for pressure control and pump protection; oil level sight glass and bypass system
- Pressure gage installed near the regulator for easy pressure adjustment for variable nozzle set-ups
- 5 micron canister water filter
- Automatic low water pressure shut-off
- Female coupler for standard 5/8" water hose (water input supply)
- Three male quick disconnects for water supply to master unit and two additional satellite fans
- 3-position DPDT switch (Fan Only, Off, Fan and Pump)
- GFCI integral to cordset protects system



| Item # | |
|------------|-------------------------|
| TPIHPM-PCT | Master Pump Cart |
| TPIHPM-P | Satellite Pedestal Base |

TPI CORPORATION

Portable Air Conditioning Units

- Industrial Air conditioners for shop or warehouse



| Item # | Cooling Capacity (BTU) | Power Supply (Volts/Phase) | Evaporator Air Flow High/Low (CFM) | Condenser Air Flow (CFM) | Dimensions (WxDxH) | Weight (lbs.) |
|-----------|---------------------------|-------------------------------|--|-----------------------------|-----------------------|---------------|
| TPIPAC-13 | 13,200 | 120/1 | 357/285 | 610 | 17.5x19.9x4 3.3 | 132 |
| TPIPAC-21 | 19,500/21,000 | 280-240/1 | 464/393 | 857 | 22x24.4x50. 4 | 198 |
| TPIPAC-29 | 28,000/29,000 | 280-240/1 | 571/500 | 1142 | 22x24.4x50. 4 | 209 |
| TPIPAC-37 | 36,000/37,000 | 280-240/1 | 882/776 | 1660 | 26x33.3x52. 4 | 254 |
| TPIPAC-60 | 60,000 | 280-240/1 | 2000/1870 | 3600 | 28.9x51.5x5 9.8 | 661 |



TPI CORPORATION

Portable Water Cooled Split Air Conditioning

- 22,000 BTU portable, water cooled, split air conditioning system
- Compressor time delay and overload protection
- Thermostat
- Condensate pump
- Washable filter
- Self-Diagnostic
- Defrost cycle
- Off-timer
- 100' maximum hose length
- 64-113 degree temperature range



| Item # | Cooling Capacity (BTU) | Power Supply (Volts/Phase) | Airflow High/Low (CFM) | Indoor Unit Dimensions (in.) | Outdoor Unit Dimensions (in.) | Indoor Unit Weight (lbs.) | Outdoor Unit Weight (lbs.) |
|-------------|------------------------|----------------------------|------------------------|------------------------------|-------------------------------|---------------------------|----------------------------|
| TIIPACWS-22 | 22,000 | 240/1 | 671/530 | 28x14x31 | 26x11x20 | 198 | 44 |



DRI-EAZ

Dehumidifier Evolution® LGR

- LGR technology: Keeps pulling moisture below 40 grains per pound so that deep drying can occur
- Compact, lightweight, easy to maneuver
- Recessed, quick-release design keeps drain hose free of kinks
- Lower amp draw means higher efficiency and reduced problems with heat on the job
- HAF filters rated twice as efficient as washable foam
- Recessed digital control panel for protection
- Easy-to-use controls in four languages.
- Automatic pump cycles every six minutes to eliminate overflow



| Item # | Tested Water Removal AHAM(80°F/60%RH) | CFM Rating | Amps | Dimensions (HxWxD) | Weight (lbs.) |
|--------|---------------------------------------|------------|------|--------------------|---------------|
| DEF292 | 70 Pints | 160/272CMH | 5 | 33.5x20.7x20.7 | 92 |

DRI-EAZ

Dehumidifier DrizAir® 1200

- Removes up to 15 gallons a day
- Super convenient size
- Hot-gas bypass for fast defrost
- Rugged rotomolded stackable housing
- Electronic touch-pad controls
- Rigid handle – designed for rugged service
- Semi-pneumatic wheels for easy transport
- Built-in duct attachment ring



| Item # | Tested Water Removal AHAM(80°F/60%RH) | CFM Rating | Amps | Dimensions (HxWxD) | Weight (lbs.) |
|--------|---------------------------------------|------------|------|--------------------|---------------|
| DEF203 | 64 Pints | 227/386CMH | 6.4 | 32x20x19.5 | 80 |



DRI-EAZ
Dehumidifier
LGR2800i

- Built-in thermo-hygrometer monitors and displays inlet and outlet conditions
- Automatic humidistat control
- Automatic high temperature mode: No manual adjustments required
- HygroTrac-ready: Track dehumidifier performance automatically on the HygroTrac website
- Drip pan has built-in Microban® antimicrobial product protection to inhibit the growth of odor and stain causing bacteria, mold and mildew
- Rotomolded housing resists dents and scratches – and is easy to keep looking new.



| Item # | Tested Water Removal AHAM(80°F/60%RH) | CFM Rating | Amps | Dimensions (HxWxD) | Weight (lbs.) |
|--------|---------------------------------------|---------------|------|--------------------|---------------|
| DEF410 | 130 Pints | 400/679.7 CMH | 8 | 40.5x24x23 | 160 |

DRI-EAZ
Dehumidifier
LGR3500i

- Automatic humidistat control
- Displays inlet and outlet temperature and RH for easy monitoring
- Digital control panel with plain-English system messages, not codes
- Wireless remote monitoring capable: Track operating conditions from any Internet connection with the HygroTrac Remote Monitoring System (purchased separately)
- Rugged Dri-Eaz rotomolded housing is easy to maintain and won't mar furnishings



| Item # | Tested Water Removal AHAM(80°F/60%RH) | CFM Rating | Amps | Dimensions (HxWxD) | Weight (lbs.) |
|--------|---------------------------------------|------------------------|------|--------------------|---------------|
| DEF411 | 170 Pints | 400/floor-level outlet | 10.5 | 40.5x24x23 | 160 |

DRI-EAZ
Dehumidifier
LGR7000 XLi

- Advanced Crossflow Technology maximizes efficiency even in low grain environments
- Self-monitoring system: Built-in sensors monitor performance parameters allowing for automatic fan speed adjustments
- Built-in humidistat and plain-English control panel messages
- Sealed large-capacity pump basin: More than enough to handle the water from an unintentional defrost that might occur after a power outage or other unexpected shut-down
- Ergonomic design
- Integrated cord and hose storage
- Versatile application: Standard 12 in. ductable outlet
- Rotomolded housing: Resists dents and dings
- Stackable for storage



| Item # | Tested Water Removal AHAM(80°F/60%RH) | CFM Rating | Amps | Dimensions (HxWxD) | Weight (lbs.) |
|--------|---------------------------------------|-------------|------|--------------------|---------------|
| DEF412 | 130 | 325/552 CMH | 8.3 | 33.5x20x20 | 107 |



DIAMOND PRODUCTS
Complete Drill Rigs
Combination

- The most lightweight rig of any in its class (combo stand, wheel kit and switch box weighs just 52 lbs.)
- 12" bit capacity (up to 36" with spacers and hydraulic motor and power jack)
- Easy quick-disconnect motor mount
- Angle drilling capability up to 45°
- Easily adjustable slide bearings
- Longer columns available up to 60"
- Quick release vacuum button
- Double column support for increased stability
- 4-spoke sliding handle (can be used on either side)
- Convenient easy carrying handle (ceiling jack available)

Motor:

- 20 amp core bore CB748, RPM: 350/900

Safety Override:

- Slip clutch

| Item # | Desc. | RPM | Bit Capacity |
|-----------|---------------|---------|--------------|
| DP4220003 | 20 Amp, CB748 | 350/900 | 12" |



DIAMOND PRODUCTS
Hand Held Core Drill
WEKA DK12

- Side handle
- 14 Amp, 110 Volts motor
- 3-speed 580/1400/2900 Rpm
- Electronic overload
- Case included
- 5/8-11 and 1.250-7 threaded spindle

| Item # | Desc. | RPM | Safety Override |
|-----------|-------------------|---------------|-----------------|
| DP4244017 | WEKA DK12, 14 Amp | 580/1400/2900 | Slip Clutch |



DIAMOND PRODUCTS
Complete Drill Rigs
Light Weight
M1-AA-15

- 15 amp, 3.5HP
- 6 inch bit capacity
- Weighs only 45 lbs.
- 15 amp, 3.5 HP Core Bore Motor
- Single speed
- Water hose connection
- Spring loaded slide handle for easy coring
- Includes a water trap ring

| Item # | Desc. | RPM | Bit Capacity |
|-----------|----------------|-----|--------------|
| DP4220050 | 15 Amp, 3.5 Hp | 800 | 6" |



DIAMOND PRODUCTS
Complete Drill Rigs

Combination
M-1

- 1" to 10" bit capacity (14" with one spacer)
- Dual switch/outlet control panel & amp meter
- Streamlined base and carriage
- 2-1/2" square column with black oxidized finish
- Quick changeover from vacuum to anchor base



| Item # | Desc. | RPM | Safety Override |
|-----------|------------------|---------|-----------------|
| DP4245055 | 20 Amp Core Bore | 350/900 | Slip Clutch |

DIAMOND PRODUCTS
Drill Rig Accessories

Vacuum Pumps

- Gast vacuum pumps mount easily and run quietly
- For use with Core Bore drillings
- Use to suction core rig to surface



| Item # | Desc. |
|-----------|--------|
| DP4244077 | 1/8 Hp |

DIAMOND PRODUCTS
Complete Drill Rigs
Combination
M-4

- Weighs only 35 lbs. (rig -20 lbs., motor -15 lbs.)
- 6" bit capacity (3" handheld)
- Converts to hand held drill motor in seconds
- Combination Stand quickly angles to 45 degrees
- 3-speed hand held drill motors with overload clutches
- Mast can rotate 360 degrees on swivel stand
- Reversible slide handle (use on left side or right side of rig)



| Item # | Desc. | RPM | Safety Override |
|-----------|------------------|---------------|-----------------|
| DP4240001 | 14 Amp WEKA DK12 | 580/1400/2900 | Slip Clutch |

Accessories

| | |
|-----------|-----------------|
| DP4240020 | M-4 Drill Stand |
|-----------|-----------------|

DIAMOND PRODUCTS
Cut-Off Saw
SpeediCut

- Sturdy die-cast magnesium foot
- Rubber cushioned full wrap-around handle



| Item # | Desc. | Blade Capacity | Weight (lbs.) |
|---------|--------|----------------|---------------|
| DP44071 | 5.6 Hp | 16" | 21 |



DIAMOND PRODUCTS 14" Masonry Saw

- Saw head adjusts easily
- Longer motor life due to a superior air filter
- Includes 2 spare air filters
- Blade not included
- Power Supply: 115V/60Hz
- Power: 2 Horsepower
- Amp Draw: 15 Amp
- Max. Depth of Cut: 5"
- Max Length of Cut: 16"
- Material Size: 8" x 8" x 16"
- Weight: 80 lbs.
- Saw Height: 24"
- Saw Length: 28"
- Saw Width: 23"



| Item # | Motor | RPM | Blade Capacity |
|----------|-------|------|----------------|
| DPCC300M | 3 Hp | 3600 | 14" |

DIAMOND PRODUCTS Masonry Saw Electric

- Stay level blade guard
- Removable cutting head
- Open back cutting allows longer material to be cut
- Leg kit standard - folding stand optional
- Side carrying handles
- Includes water pump
- Vulcanized rubber coated materials slide cart
- Easy and safe access to depth control lock
- Blade Shaft Diameter: 7/8"
- Arbor Diameter: 1"



| Item # | Desc | Max Depth of Cut (in.) | Weight (lbs.) |
|---------|--------|------------------------|---------------|
| DP03726 | 2.5 Hp | 5 | 221 |

DIAMOND PRODUCTS Joint Cleaning Saw

- Upcut or downcut available
- Heavy duty adjustable handles
- Water valve can be mounted on left or right
- 1" arbor size and drive pin
- 11 HP GX-390 Honda engine
- Blade Shaft Diameter: 1"
- Arbor Size: 1" Diameter
- Front Wheels: 3" x 2" x 3/4"
- Rear Wheels: 8" x 2" x 3/4"



| Item # | RPM | Max Depth of Cut (in.) |
|---------|-------|------------------------|
| DP04648 | 2,650 | 4 5/8 |

DIAMOND PRODUCTS Joint Cutting Saw Center Cut Design

- Cyclone air cleaner for increased engine longevity
- Front and rear pointers
- Polyurethane wheels with roller bearings and grease zerks
- Quick release folding handle
- Cutting depth up to 2-1/4" with 8 inch blade
- Power transmission to blade drive is via 2 molded notch 3VX premium belts - for better cutting performance and longer belt life
- Center cut design - Better tracking into an existing cut and easy to keep the cut straight
- Self adjusting dust guard
- 1" arbor with greaseable bearings



Item #

DP46851

DIAMOND PRODUCTS Small Walk Behind Saw

Our patented ratchet raise and lower system is the fastest, easiest way to place the blade into and out of the cut. It has 11 depth settings to choose from which automatically lock in place when the handgrip is released. Settings are in 1/2" increments.



- Large wheels for easy mobility over curbs and rough surfaces
- Removable handles for easy storage
- Blade coolant is delivered from an innovative dual multi-spray water tube system which gets coolant to both sides of the blade from the arbor to the top of the blade
- Power transmission to blade drive is via 3 molded notch 3VX premium belts - not 2, like some of our competitors, resulting in better cutting performance and longer belt life
- Self aligning blade shaft bearings
- 4-5/8" cutting depth with 14" guard

- Specifications:
- Maximum Depth of Cut: 4-5/8"
 - Blade Shaft: 3,000 RPM
 - Blade Shaft Diameter: 1"
 - Arbor Size: 1" diameter with single drive pin
 - Front Wheels: 5" x 2" x 3/4"
 - Rear Wheels: 8" x 2" x 3/4"

Dimensions:

- Saw Height: 38"
- Min. Length, Pointer Up: 37-1/2"
- Max. Length, Pointer Down: 60"
- Pointer Extension: 22-1/2"
- Frame Width: 12-3/4"
- Frame Length: 23"
- Saw Width: 20-1/4"
- Front Axle Center Length: 7-1/2"
- Rear Axle Center Length: 16-3/4"
- Wheel Base Length: 12-5/8"
- Blade Shaft Max. Height: 8"
- Model No.: CC1113H, Engine Type: 13 HP Honda, P/N: 5800107, Uncrated Wt.: 185 lbs.

* Add 40 lbs. for crated weight

Item #

DP88915



DIAMOND PRODUCTS
**Walk Behind
Concrete Saws**
CC1200



- Blade shaft RPM: 2600
- Heavy-duty design
- Slip-on blade guard
- Depth indicator
- 6-5/8" maximum cutting depth
- 18" Maximum blade capacity
- Left or right hand sawing

| Item # | Engine Type | Blade Capacity (in.) |
|-----------|-------------------|----------------------|
| DP5800630 | 9 HP Robin-Subaru | 14 |
| DP5800631 | 9 HP Robin-Subaru | 18 |
| DP5800632 | 9 HP Honda | 14 |
| DP5800633 | 9 HP Honda | 18 |
| DP5800636 | 13 HP Honda | 14 |
| DP5800637 | 13 HP Honda | 18 |

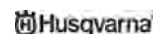
DIAMOND PRODUCTS
Concrete Saws

Walk Behind



- Heavy duty handle design
- Left or right side sawing
- Screw feed raise and lower system
- Self aligning blade shaft bearings
- Handles can be pointed in or out for operator ease and comfort
- Easy access to battery with heavy duty battery isolator switch to prevent battery drain
- Lifting hook standard on all models
- Electric start with pull start backup (Briggs model)
- Maximum depth of cut with 14" blade: 4-5/8"
- Blade shaft RPM: 2,600
- Blade shaft diameter: 1-1/4"
- Arbor size: 1" w/drivepin
- Blade shaft drive: 3 belt for 11HP, 4 belt other
- Blade mounting: Right or Left
- Drive Speed: 0-80 feet/min
- Fuel Capacity (gas models): 2 gallons
- Electric Start (18-23 HP models): Standard
- Low Oil Alert: Standard
- Tach/Hour Meter (18-23 HP models): Standard

| Item # | Engine Type | Uncrated Wt. (lbs.) |
|---------|---------------------------------|---------------------|
| DP54487 | 16HP BRIGGS VANGUARD, 14" GUARD | 380 |
| DP51234 | 20HP HONDA, 14" GUARD | 445 |



HUSQVARNA
Gas Cutoff Saw



- Utilizes SmartCarb™ built-in automatic filter compensation, maintaining high power and lower fuel consumption
- Equipped with a Poly-V belt, for better transmission of power, extended product life and service intervals
- Anti-vibration system reduces vibrations in the cutter handles, so they are more comfortable to hold and can be used for longer periods. The distance between the handles is large to enable the user a comfortable operating position and to reduce strain. The handles and the short engine body mean the user always stands close to the machine, for easier handling and control
- Utilizes DEX, the new Dust Extinguisher System that gives cleaner cutting with less water usage and slurry
- Active Air Filtration™ is one of the most efficient air filtration systems on the market, delivering operational times (for dry cutting) of up to one year, with no filter service required
- Engine size: 118.8 cc

| Item # | Motor | Blade | Max Depth of Cut (in.) |
|------------|--------|-------|------------------------|
| PRK1260-14 | 7.9 Hp | 14" | 5 |

HUSQVARNA
**Gas Powered
Cutoff Saw**



- Cuts concrete and masonry in alteration, renovation and new construction work
- Cuts curbstones and pavers in landscaping
- Pipe cutting in installation work
- Asphalt cutting in roadwork and pre-cutting in pipe trenches
- Metal cutting

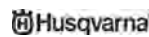
| Item # | Motor | Blade | Max Depth of Cut (in.) |
|-----------|--------|-------|------------------------|
| PRK970-14 | 6.4 Hp | 14" | 5 |
| PRK970-16 | 6.4 Hp | 16" | 6 |

HUSQVARNA
Gas Cutoff Saw



- Cuts concrete and masonry in alteration, renovation and new construction work
- Cuts smaller holes and adjusts window and door openings
- Cuts curbstones and pavers in landscaping
- Pipe cutting in installation work
- Asphalt cutting in roadwork and pre-cutting in pipe trenches
- Metal cutting

| Item # | Motor | Blade | Max Depth of Cut (in.) |
|-----------|-------|-------|------------------------|
| PRK760-12 | 5 Hp | 12" | 4 |
| PRK760-14 | 5 Hp | 14" | 5 |



HUSQVARNA Cut-n-Break Concrete Saw K 760



- Ideal for window and door openings where you don't want overcutting at the corners
- Deep cutting up to 16"; cuts pipes in pipe trenches, grooves for cabling, expansion joints and crack repair
- Excellent for cutting when burying signal cables
- Specially developed, twin 9" blades provide high cutting speed and power
- Active Air Filtration™, centrifugal air cleaning, extends product life and service intervals
- SmartCarb™, a built-in automatic filter compensation, maintains high power and lowers fuel consumption
- EasyStart™ provides 50% easier starts
- DuraStarter™ reduces wear on the starter
- Easy view fuel indicator shows the fuel level in the tank
- Air-cooled 2-stroke engine
- Fuel indicator in the tank
- Easy-adjust blade guard
- Wet kit
- One set of Cut-n-Break blades included
- Designed for wet cutting only

| Item # | Blade (in.) | Power (hp) |
|---------|-------------|------------|
| PRK 760 | 9 | 5 |

HUSQVARNA Cut-n-Break Concrete Saw K 3000



- Efficient electric cutter with convenient method for cutting up to 16" deep
- An excellent choice for flush cutting, i.e. cutting tight against walls and floors
- Well suited for indoor use and smaller jobs where you want to avoid overcutting at the corners
- Ideal for cutting pipes in trenches, grooves for cabling, expansion joints and for crack renovation
- The Cut-n-Break method allows 16" deep cuts at a very low tool cost
- Specially developed, twin 9" blades provide high cutting speed and power
- The ergonomic front handle facilitates both vertical and horizontal cutting
- The convenient, patented design of the rear handle makes operation easier
- Adjustable blade guard enables flush cutting
- Elgard™, the advanced electronic overload protection system, varies the rotation speed to warn of an approaching overload
- Electronic Softstart™ provides starting with normal, slow-acting fuses
- Generously dimensioned miter gear provides high durability, minimal power loss and low noise levels
- One set of Cut-n-Break blades included
- Simple blade change
- Wet kit

| Item # | Cutting Depth (in.) | Electric Motor (volt) | Rated Output (watt) |
|----------|---------------------|-----------------------|---------------------|
| PRK 3000 | 9 | 16 | 120 |

HUSQVARNA Cut-n-Break Blades



- PREL 10 CnB (shown) is for cutting cured concrete with hard to medium-hard aggregate and has a U-shaped segment design which improves cooling and slurry transportation, for better blade speed
- PREL 35 CnB is a general purpose blade that will cut hard material such as river rock, granite, heavily reinforced concrete, mica, precast panels, marble, quartz, trap rock, flint rock, and concrete over 6,000 psi tensile strength
- PREL 70 CnB cuts concrete block, green concrete, limestone, lava rock, slaterock, shale, and sandstone; it is also suitable to cut through very abrasive, softer material - this blade has an excellent speed and life in all abrasive concrete
- The Cut-n-Break blade sets have a depth of 16", for wet cutting only
- The total segment height for these sets is .295" diamond depth
- Sold as a pair

| Item # |
|-------------|
| PREL 10 CnB |
| PREL 35 CnB |
| PREL 70 CnB |

HUSQVARNA Electric Cutoff Saw



An electric power cutter that enables clean dry cutting without dust or water. The vacuum unit provides superior dust collection, making this machine a market leader. Unlike other electric cutters, the blade rotates forward, cutting into the material efficiently and with minimal strain on the user. The K 3000 Vac also has Elgard™ which warns of an approaching overload.

- Generously dimensioned miter gear provides high durability, minimal power loss and low noise levels
- DEX, the optional new Dust Extinguisher System that gives cleaner cutting with less water usage and slurry
- Unlike other electric cutters, the blade on the K 3000 Vac rotates forward, cutting into the material efficiently and with minimal strain on the operator
- Electronic Softstart provides starting with normal, slow acting fuses
- Pulling rotation reduces the risk of sticking and kickback
- The convenient, patented design of the rear handle makes operation easier
- Voltage: 230 / 120 / 110V
- Rated current: 12/15/20A
- Rated input: 2700/1800/2200W
- Blade diameter: 14 inch
- Max cutting depth: 4.5 inch
- Vibrations front handle: 3.5m/s²
- Vibrations rear handle: 3.5m/s²
- Soundpower level, guaranteed: (LWA) 105 dB(A)
- Sound pressure level at operators ear: 95 dB(A)

| Item # | Motor | Blade | Max Depth of Cut (in.) |
|-------------|------------------|-------|------------------------|
| PRK3000 VAC | 15 Amp /120 Volt | 14" | 4½ |



HUSQVARNA Electric Cutoff Saw

- Made for cutting indoors and outdoors
- Ideal for quick and easy cutting of building block, pipe, reinforcement bar, supports, etc
- Easily adjusts between cutting different materials
- Electric Motor: 120 vac
- Rated Output: 1,800 watt



| Item # | Motor | Blade | Max Depth of Cut (in.) |
|--------------|--------|-------|------------------------|
| PRK3000WET14 | 15 Amp | 14" | 5 |

HUSQVARNA Wet Cutting Kit

- For older power cutters, a wet cutting kit is available as an accessory
- The nozzles distribute the water evenly over the blade



| Item # | Works With |
|----------------|----------------------|
| TA505-09-54-03 | K760, K970 And K1260 |

HUSQVARNA Soff-Cut 2000

Applications:

- Ultra Early Entry™ concrete cutting system reduces random cracking
- Designed for heavy-duty usage on highways, runways and paving applications
- Three blade widths can be used, allowing different joint widths and crack control simultaneously.



Benefits:

- Self Propelled gasoline saw with hydrostatic transmission
- Electronic remote key start and choke
- Mechanical remote retractable guide
- Cyclonic air filter to increase engine longevity
- Patented dry-cut diamond blade, anti-ravel skid plate and safety arbor

Technical specifications:

- Maximum blade diameter, in (mm): 10 (254)
- Maximum depth of cut, in (mm): 1-1/2 (38)
- Maximum power, hp*: 9
- Average bladeshaft, rpm: 3600

| Item # | Motor | Blade | Max Depth of Cut (in.) |
|-------------|-------|-------|------------------------|
| PR966845301 | 9 Hp | 10" | 1 1/2 |

HUSQVARNA Soff-Cut 150

Applications:

- Ultra Early Entry™ concrete cutting system reduces cracking
- Designed for residential and light commercial applications

Benefits:

- Gasoline saw with easy pull start engine
- Mechanical blade depth control
- Retractable front guide system
- Average bladeshaft, rpm: 3,800



| Item # | Motor | Blade | Max Depth of Cut (in.) |
|-------------|--------|-------|------------------------|
| PR966844801 | 4.3 Hp | 6" | 1 3/16 |

HUSQVARNA Excel 1000 Series Purple Ultra Early Entry™ Saw Blades

- The Husqvarna Excel 1000 Series Purple is recommended for ultra hard aggregate, non-abrasive sand



| Item # | Size-Inches (mm) | Blade |
|-------------|-------------------|--------------|
| TA542777005 | 6 (152)X.100 | XL6-1000 |
| TA542756137 | 8 (203)X.100 | XL8-1000 |
| TA542756100 | 10 (254)X.100 | XL10-1000 |
| TA542756105 | 12 (305)X.100 | XL12-1000 |
| TA542756164 | 12 (305)X.220 | XL12S22-1000 |
| TA542756112 | 13 1/2 (343)X.120 | XL14-1000 |

HUSQVARNA Gas Powered Walk Behind Flat Saw FS 400

- Ideal for small road repair jobs in concrete or asphalt
- Cutting trenches for pipe laying
- Making expansion joints in concrete floors
- Cutting channels for impedance loop fittings or cable laying



| Item # | Max. Blade Diameter (in.) | Max. Depth Of Cut (in.) | Power Source | Max. Power HP*/Engine Manufacturer |
|----------|---------------------------|-------------------------|--------------|------------------------------------|
| PRFS 400 | 18 | 6" | Gasoline | 11/Honda |



HUSQVARNA

Gas Powered Walk Behind Flat Saw FS 627 20

- Ideal for medium to small service and repair jobs when cutting concrete or asphalt
- Fully enclosed transmission
- Lift bail is standard on all models



| Item # | Max. Blade Diameter (in.) | Max. Depth Of Cut (in.) | Power Source | Max. Power HP*/Engine Manufacturer |
|-------------|---------------------------|-------------------------|--------------|------------------------------------|
| PRFS 627 20 | 20 | 7% | Gasoline | 27/Kohler |

HUSQVARNA

Diesel Powered Walk Behind Flat Saw FS 4800 D 30

- For jobs such as airports, highways, service work and other applications where production is a concern
- Ideal for mid-size to small jobs that require high production rates when cutting depth is no more than 15"



| Item # | Max. Blade Diameter (in.) | Max. Depth Of Cut (in.) | Power Source | Max. Power HP*/Engine Manufacturer |
|----------------|---------------------------|-------------------------|--------------|------------------------------------|
| PRFS 4800 D 30 | 30 | 12 | Diesel | 48/Yanmar |

HUSQVARNA

Diesel Powered Walk Behind Flat Saw FS 6600 D 36

- Large jobs such as airports, highways, larger service work and other applications where production is a concern
- Ideal for mid-size and smaller jobs that require high production rates



| Item # | Max. Blade Diameter (in.) | Max. Depth Of Cut (in.) | Power Source | Max. Power HP*/Engine Manufacturer |
|----------------|---------------------------|-------------------------|--------------|------------------------------------|
| PRFS 6600 D 36 | 20 | 7% | Diesel | 66/John Deere |

HUSQVARNA

MS355 14" Portasaw

Applications:

- Smaller jobs for cutting brick, block or pavers

Benefits:

- New replaceable rails make alignment of cart easier
- New design has wider opening in back to allow larger material to pass through
- Saw head comes preassembled to frame
- High torque continuous duty 115/208-230 dual voltage electric motor provides high power and long life
- Only two pivot points for reduced saw maintenance and longer diamond blade life
- Plunge cut or lock the head and use with the rolling cart
- The optional foot pedal kit reduces operator fatigue when plunge cutting
- Sta-level® bladeguard keeps parallel to the cutting table for accurate cuts
- The side handles make moving the saw easier
- Pivot lock bar moved to front for convenient raise/lower operation of blade



| Item # | Blade Dia. (in.) | Power (hp) | Arbor Size (in.) |
|-------------|------------------|------------|------------------|
| PR966006503 | 14 | 2 | 1 |

Folding Stand

PR034040

Adaptor Cord 20A Twist to 15A Straight

PR173120

HUSQVARNA

Floor Grinder

A floor grinder for surface preparation and grinding of adhesive residue, paint and spackle on medium-sized concrete areas. The grinding and suction is efficient thanks to the high rpm levels, the wide range of grinding discs and the design of the dust guard and vacuum port. PG 280 SF is easy and convenient to use, with ergonomically designed handlebars and low noise levels. Two engine options: 3 hp 220V or 2 hp 115V.



- 2 hp, 1,160 RPM motor has a focus on light residential surface preparation applications
- 11" grinding width make it excellent for patch grinding or floor repair to smaller areas
- The machine can be collapsed to fit easily into most vehicles making it ideal for rental and DIY customers
- With adjustment in both the handle bars machine frame, the machine is very comfortable for the operator
- Vibration suppression incorporated into handle bars
- Large solid rubber wheels ensures the machine can be easily wheeled into any working environment
- Well placed handles significantly improve the management of the machine up stairs when required
- 12 slots on the grinding disc provide many combination possibilities for diamond tool position

| Item # | Power Output (hp) | Rated Current (amp) | Voltage | Weight (lb.) |
|--------------|-------------------|---------------------|---------|--------------|
| PRPG280SF115 | 2 | 15 | 115 | 176 |
| PRPG280SF220 | 3 | 13 | 220 | 176 |



HUSQVARNA Dust Collection Unit

DC 1400 is a versatile dust collection unit for wet and dry applications. It is ideal for smaller jobs when a high level of portability is desired. This new product is the perfect complement to PG 400, PG 280, K 3000 Vac and DM 220. DC 1400 comes complete with hoses and accessories. Two specially developed adapters are included for perfect attachment to recommended Husqvarna products.



- Compact design, low weight, highly portable
- Automatic dust filter cleaning prevents clogging while working
- Auxiliary start/stop system enables remote start/stop of the DC 1400 when starting/stopping a connected hand tool (max 2200 W)
- Powerful single-phase motor
- Low noise, 64 dB (A).
- Washable polyester filters
- 8 ft. long hose
- Convenient drainage outlet
- Can be used as heavy duty dry/wet vacuum cleaner
- Power output: 1.88 hp
- Rated current: 16 A
- Voltage 220 / 240 V
- Air Flow: 129.49 cfm
- Max. vacuum: 3335.87 psi
- Suction inlet diameter: 40 mm

| Item # | Motor | Rated Current (amp) |
|----------|---------|---------------------|
| PRDC1400 | 1.88 Hp | 16 |



DIAMOND PRODUCTS Dry Turbo Saw Blades

- Faster cutting, lower cost version of our original outstanding turbo blade
- Designed for use of right-angle grinders, high speed, portable, electric, masonry and tile saws
- Smooth cutting from our advanced, high density metal bond technology and our unique segment design
- Cuts brick, block, concrete pavers, concrete, marble and stone



| Item # | Size | Desc. |
|---------|----------------------|---------------------------|
| DP11709 | 12 in. x .125 | Gold HP Dry Turbo Blade |
| DP11711 | 12 in. x .125 x 20mm | Gold HP Dry Turbo Blade |
| DP11666 | 14 in. x .125 | Orange HP Dry Turbo Blade |

DIAMOND PRODUCTS Dry Saw Blades Small Diameter



- For use on hand-held circular saws and most right-angle grinders
- Diamond blade maintains a constant depth of cut with fewer blade changes than abrasive blades
- Provide fast, free cutting in concrete, block, marble, soft granite, stone, tile and other materials

| Item # | Size | Blade Type |
|---------|---------------|------------|
| DP23754 | 4 in. x .070 | Green |
| DP23857 | 4½ in. x .070 | Green |
| DP11344 | 4 in. x .070 | Gold |
| DP11352 | 6 in. x .080 | Gold |
| DP11242 | 4 in. x .070 | Orange |
| DP11268 | 7 in. x .080 | Orange |

DIAMOND PRODUCTS Pointing Saw Blades Dry Tuck



- For tuck pointing in mortar joints
- HD orange general purpose dry tuck pointing blades
- For use on hand-held circular saws and small, right-angle grinders

| Item # | Size |
|---------|-----------|
| DP12418 | 4" x .250 |
| DP12446 | 7" x .250 |

DIAMOND PRODUCTS Core Bit Extension Rod

Steel

- Made of durable steel
- Fits Bit Size: Up to 1-1/2"



| Item # | Length (in.) |
|-----------|--------------|
| DP4400005 | 12 |

DIAMOND PRODUCTS Core Bit Adapters

Steel

- Made of durable steel



| Item # | Top Thread | Bottom Thread Male |
|-----------|-----------------------------|--------------------|
| DP4400008 | 1.250"-7 Female | 5/8 in. - 11 |
| DP4400009 | 5/8 in. - 11 Female | 1.250 in. - 7 |
| DP4400011 | 1/2 in. - 20 Female | |
| DP4400033 | 1/2 in. Straight Male Shank | 5/8 in. - 11 |
| DP4400037 | 1/2 in. BSP Male | 5/8 in. - 11 |



DIAMOND PRODUCTS Core Bits

Premium Black

- Our premium black bit is the industry standard; it's very high diamond concentration gives maximum footage and drilling speed
- Designed for all types of wet drilling; good in moderate to high steel applications



| Item # | Size (in.) |
|--------|------------|
|--------|------------|

Fast Cutting concrete with high steel core bit

| | |
|---------|-------|
| DP05826 | 1/2 |
| DP05917 | 5/8 |
| DP05962 | 3/4 |
| DP06004 | 7/8 |
| DP05293 | 1 |
| DP05381 | 1 1/4 |
| DP05404 | 1 3/8 |
| DP05441 | 1 1/2 |
| DP05472 | 1 5/8 |
| DP05483 | 1 3/4 |
| DP05509 | 1 7/8 |
| DP05529 | 2 |
| DP05571 | 2 1/4 |
| DP05607 | 2 1/2 |
| DP05629 | 2 3/4 |
| DP05661 | 3 |
| DP05688 | 3 1/4 |
| DP05709 | 3 1/2 |
| DP05761 | 4 |
| DP05791 | 4 1/4 |
| DP05805 | 4 1/2 |
| DP05843 | 5 |
| DP05867 | 5 1/2 |
| DP05892 | 6 |
| DP05921 | 6 1/4 |
| DP05927 | 6 1/2 |
| DP05945 | 7 |
| DP05984 | 8 |
| DP06013 | 9 |
| DP05306 | 10 |

DIAMOND PRODUCTS

Core Bits

Heavy-Duty Orange

- Has a high diamond concentration for excellent footage and cutting speed
- Designed for all types of wet drilling in applications with light to moderate steel
- HOL-General purpose, fast cutting



| Item # | Size (in.) |
|---------|------------|
| DP04812 | 1 |
| DP04837 | 1 1/8 |
| DP15509 | 1 1/4 |
| DP15525 | 1 1/2 |
| DP15479 | 2 |
| DP04959 | 2 1/4 |
| DP00004 | 2 1/2 |
| DP00005 | 3 |
| DP05032 | 3 1/4 |
| DP00006 | 3 1/2 |
| DP00007 | 4 |
| DP00008 | 4 1/2 |
| DP00009 | 5 |
| DP00010 | 6 |

DIAMOND PRODUCTS

Dry Diamond Hole Saws

- Drill dry through block and brick in seconds; no water needed for easy cleanup

Dry hole saw notes:

- Not all types of brick and block drilled
- All bits have 5/8"-11 threads
- All bits have 9" drilling depth



| Item # | Diameter (in.) | Drill Grinder Minimum (Amps) | Drill Grinder Max RPM/Min RPM |
|---------|----------------|------------------------------|-------------------------------|
| DP04706 | 1 | 6 | 6000/2300 |
| DP04717 | 1 1/2 | 7 | 5000/1600 |

DIAMOND PRODUCTS

High Speed Saw Blades

Segmented Dry

- Delux-cut segmented dry high speed blades
- The most competitively priced on the market; designed for fast, smooth cutting in many materials; may be used wet or dry
- More constant depth of cut and far fewer blade changed compared to abrasive blades; great for cutting concrete, concrete curbing, brick or block walls, expansion joints, precast and pre-stressed materials and much more
- Application - General purpose long life



| Item # | Size(in) |
|---------|----------|
| DP70495 | 12x.110 |
| DP70499 | 14x.110 |



DIAMOND PRODUCTS Dry Turbo Saw Blades



Economy Delux-Cut

- Economy green turbo blades
- Designed for use on right-angle grinders, high speed, portable electric, masonry and tile saws
- Advanced, high-density metal bond technology and high diamond concentration
- Long life and smooth cutting in the widest range of materials
- Application - General purpose, smooth cutting, long life

| Item # | Size | Desc. |
|---------|---------------|------------------------|
| DP21124 | 4 in. x .080 | Green Turbo Blade |
| DP12489 | 7 in. x .095 | Gold Dry Turbo Blade |
| DP12286 | 4½ in. x .080 | Orange Dry Turbo Blade |
| DP12290 | 5 in. x .080 | Orange Dry Turbo Blade |
| DP12292 | 6 in. x .080 | Orange Dry Turbo Blade |
| DP12298 | 7 in. x .095 | Orange Dry Turbo Blade |
| DP58454 | 12 in. x .125 | Orange Dry Turbo Blade |
| DP58455 | 14 in. x .125 | Orange Dry Turbo Blade |

DIAMOND PRODUCTS

High Speed Saw Blades

Heavy-Duty Orange Dry

- Designed for fast, smooth cutting in smooth, cutting in many materials
- More constant depth of cut and far fewer blade changes compared to abrasive blades
- Great for cutting concrete, concrete curbing, brick or block walls, expansion joints, precast and prestressed materials and much more



| Item # | Size (in.) |
|---------|------------|
| DP53729 | 12x.110 |
| DP53735 | 12x.125 |
| DP53737 | 14x.110 |
| DP53741 | 14x.110 |
| DP53742 | 14x.125 |
| DP53743 | 14x.125 |

DIAMOND PRODUCTS Masonry Saw Blades

- For the contractor who wants to make intermittent cuts without water for patch/repair work or expansion joints
- Much more efficient than abrasives for speed and consistent depth
- Our .125 wide blades may now be used on high speed cutoff saws



| Item # | Size | Desc. |
|---------|------------------|--------------------------|
| DP11156 | 12 in. x .125 | HD Orange Asphalt Blade |
| DP11162 | 14 in. x .125 | HD Orange Asphalt Blade |
| DP16435 | 8 in. x .125 x 1 | Early Entry Orange Blade |
| DP16437 | 8 in. x .125 x 1 | Early Entry Orange Blade |

DIAMOND PRODUCTS

High Speed Saw Blades Imperial Purple

- High quality, long life
- General purpose cutting in hard materials
- Dry or wet cutting



| Item # | Size |
|--------|------|
|--------|------|

H8I - General purpose

| | |
|---------|---------------|
| DP85149 | 12 in. x .110 |
| DP78976 | 14 in. x .125 |
| DP96480 | 16 in. x .125 |

H10I - Asphalt, brick and block

| | |
|---------|---------------|
| DP15376 | 12 in. x .110 |
| DP15379 | 14 in. X .125 |
| DP15381 | 16 in. x .125 |

DIAMOND PRODUCTS

Dry Grinders

Spiral Turbo Cup

- The most efficient way to grind all types of concrete, masonry, brick, block and stone
- Ring cup grinder is ideal for beveling, smoothing and shaping concrete, masonry and stone surfaces
- May be used on most right-angle grinders
- Note: All cup grinders come with 5/8"-11 threaded arbor



| Item # | Desc. | Side Rail Length (ft) |
|---------|--|-----------------------|
| DP17943 | Orange Spiral Turbo Cup Grinder with 10 Segs | 4" x 5/8-11 |
| DP15096 | Orange Spiral Turbo Cup Grinder with 24 Segs | 7" x 5/8-11 |



DIAMOND PRODUCTS Standard Gold Cup Grinders

The most efficient way to grind all types of concrete.

Single Row:

- General grinding
- Heavy removal

Double Row:

- General grinding with smooth finish
- Heavy removal

Ring:

- Ideal for beveling, smoothing and shaping concrete, masonry and stone surfaces



| Item # | Size | Style |
|---------|--------------|------------|
| DP07442 | 4" x 5/8"-11 | Single Row |
| DP07429 | 4" x 5/8"-11 | Double Row |
| DP07439 | 4" x 5/8"-11 | Ring |
| DP28508 | 5" x 5/8"-11 | Single Row |
| DP07431 | 5" x 5/8"-11 | Double Row |
| DP07450 | 7" x 5/8"-11 | Single Row |
| DP07434 | 7" x 5/8"-11 | Double Row |

DIAMOND PRODUCTS Standard Gold Turbo Cup Grinders

- Angled segments for faster grinding
- General grinding and medium removal
- Spiral turbo for a fast grind



| Item # | Size |
|---------|-----------------------|
| DP17846 | 4" x 5/8"-11 (9 seg) |
| DP23177 | 4" x 7/8" (9 seg) |
| DP16410 | 7" x 5/8"-11 (12 seg) |
| DP17834 | 7" x 7/8" (12 seg) |
| DP15263 | 7" x 5/8"-11 (24 seg) |

DIAMOND PRODUCTS Star Blue Cup Grinders

The most efficient way to grind all types of concrete.

Single Row:

- General grinding

Double Row:

- General grinding with smooth finish



| Item # | Size | Style |
|---------|------------------|------------|
| DP77383 | 4" x 5/8"-11 | Single Row |
| DP77502 | 4 1/2" x 5/8"-11 | Single Row |
| DP77542 | 7" x 5/8"-11 | Single Row |
| DP70360 | 4" x 5/8"-11 | Double Row |
| DP70387 | 4 1/2" x 5/8"-11 | Double Row |
| DP70391 | 7" x 5/8"-11 | Double Row |

DIAMOND PRODUCTS

Multipurpose Vacuum Bonded Blade A2Z

- Vacuum bonded technology - diamonds are adhered to the gullets
- Great for rescue and emergency situations
- Cuts a wide range of materials
- Holes in the 'segments' help with cooling while cutting metal and other heat generating materials - not suitable for wood
- 7/8" arbor blades include 5/8" bushing
- 1" arbor blades include 20mm heavy duty bushing



| Item # | Size (in.) |
|---------|----------------------|
| DP21511 | 4 1/2" x .080 x 7/8" |
| DP13565 | 6" x .090 x 7/8" |
| DP21531 | 7" x .095 x 7/8" |
| DP21535 | 12" x .125 x 1" |
| DP21571 | 14" x .125 x 1" |
| DP21576 | 16" x .125 x 1" |



HUSQVARNA

General Purpose Grinding Cups Premium Dry Cutting

- Silicon carbide specification wheel is used for general purpose work; concrete and masonry products, cast iron, ductile iron and titanium
- For fast, efficient grinding and long life
- Grinding cup wheels include steel backs for increased safety



| Item # | Size |
|----------|-------------------|
| TA22984 | 4" x 2" x 5/8"-11 |
| TA40S006 | 5" x 2" x 5/8"-11 |
| TA40S10 | 6" x 2" x 5/8"-11 |

HUSQVARNA

General Purpose Abrasive Blades Concrete/Masonry Dry Cutting

- For general purpose cutting of concrete and masonry materials
- Outstanding speed, blade life and cost efficiency



| Item # | Size |
|---------|-------------------|
| TA23019 | 12" x 1/8" x 1" |
| TA23020 | 12" x 1/8" x 20mm |
| TA23021 | 14" x 1/8" x 1" |
| TA23022 | 14" x 1/8" x 20mm |



HUSQVARNA
**General Purpose
Abrasive Blades**

Metal Dry Cutting

- For general purpose blade for cutting metal
- Outstanding speed, blade life and cost efficiency

| Item # | Size |
|---------|-------------------|
| TA23023 | 12" x 1/8" x 1" |
| TA23024 | 12" x 1/8" x 20mm |
| TA23025 | 14" x 1/8" x 1" |
| TA23026 | 14" x 1/8" x 20mm |



HUSQVARNA
**General Purpose
Abrasive Blades**

**Cast/Ductile Iron
Dry Cutting**

- For general purpose cutting of cast iron and ductile iron
- Outstanding speed, blade life and cost efficiency

| Item # | Size |
|-----------------|-------------------|
| TA5427515 11 | 12" x 1/8" x 1" |
| TA23028 | 12" x 1/8" x 20mm |
| TA5427515 16 | 14" x 1/8" x 1" |
| TA23030 | 14" x 1/8" x 20mm |



HUSQVARNA
**General Purpose
Abrasive Blades**

Asphalt Dry Cutting

- For general purpose asphalt cutting blade
- Outstanding speed, blade life and cost efficiency

| Item # | Size |
|---------|------------------|
| TA23033 | 14" x 5/32" x 1" |



HUSQVARNA

**High-Speed Concrete
Abrasive Blades
Super Premium Dry Cutting**

- Will cut most concrete and masonry
- Blades have maximum performance featuring a unique grain/bond formula that is flat-woven and triple reinforced for added strength

| Item # | Size |
|------------|-----------------|
| TA24511211 | 12" x 1/8" x 1" |



HUSQVARNA

**High-Speed Metal
Abrasive Blades
Super Premium Dry Cutting**

- Metal cutting blade
- Blades have maximum performance featuring a unique grain/bond formula that is flat-woven and triple reinforced for added strength

| Item # | Size |
|------------|-----------------|
| TA25511111 | 12" x 1/8" x 1" |
| TA25411111 | 14" x 1/8" x 1" |



HUSQVARNA

**45° Bevel
Tuckpoint Saw Blades
General Purpose Dry/Wet**

- The 45° Bevel Tuckpoint blade is used for crack chasing and mortar removal between brick and block
- A great multi-purpose blade for the restoration market
- V-shaped segments leave a clean groove for easy filling and repair

| Item # | Size |
|----------|-------------------------|
| TA520031 | 4" x .375 x 7/8 - 5/8 B |
| TA520032 | 7" x .375 x 7/8 - 5/8 B |




HUSQVARNA


**DT5+ Tuckpoint
Saw Blades**

General Purpose Dry/Wet

- The DT5+ soft bond blade is used to quickly remove mortar between brick and block

| Item # | Size |
|-------------|-----------------------------|
| TA542774593 | 4 1/2" x .250 x 7/8 - 5/8 B |





HUSQVARNA
**Super Premium
Diamond Blades
General Purpose
Dry/Wet Cutting
HI Series**



- HI5 - fast cutting of a wide variety of materials on the first pass, such as cured concrete and brick; only all-purpose diamond blade with aggressive notched segments which grab and grind material for a rapid first cut
- HI9 - cuts green concrete with soft to medium aggregate and provides long life

| Item # | Desc. | Size |
|-------------|-------|----------------------------|
| TA542774540 | HI5 | 12" x .125 x 1" DP -20mm B |
| TA542774541 | HI5 | 14" x .125 x 1" DP -20mm B |
| TA581291 | HI9 | 14" x .125 x 1" DP -20mm B |

HUSQVARNA
**Super Premium
Diamond Blades
MI5 General Purpose
Dry/Wet Cutting
MI Series**



- The MI5 blade fast cuts a wide variety of materials on the first pass, such as brick and some block
- This all-purpose diamond blade is the only one with aggressive notched segments which grab and grind material for a rapid first cut

| Item # | Size |
|-------------|--------------------|
| TA542774809 | 14" x .125 x 1" DP |
| TA542774817 | 20" x .140 x 1" DP |

HUSQVARNA
**Premium
Diamond Blades
Dry/Wet Cutting
EH Series**



- EH5 is a general purpose blade used for cutting concrete, masonry and stone
- EH8 blade will cut a wide range of abrasive materials such as soft brick, abrasive block, and green concrete or cured concrete with soft aggregate

| Item # | Desc. | Size |
|-------------|-------|-----------------------------|
| TA542775594 | EH5 | 12" x .125 x 1" DP - 20mm B |
| TA542778735 | EH5 | 14" x .125 x 1" DP - 20mm B |
| TA542775596 | EH8 | 12" x .125 x 1" DP - 20mm B |
| TA542775597 | EH8 | 14" x .125 x 1" DP - 20mm B |

HUSQVARNA

**Quality
Diamond Blades
VH5 General Purpose
Dry/Wet Cutting
VH Series**



- General purpose blade for cutting cured concrete and brick

| Item # | Size |
|-------------|-----------------------------|
| TA542777987 | 14" x .118 x 1" DP - 20mm B |

HUSQVARNA
**Super Premium
Diamond Blades
General Purpose
Dry/Wet Cutting
Barracuda™**



- The Barracuda™ blade is for cutting almost any masonry, tile, stone or hard concrete material
- It is a fast, smooth cutting blade

| Item # | Size |
|-------------|----------------------------------|
| TA542761427 | 4½" x .085 x 7/8" - 20mm -5/8" B |
| TA542761431 | 8" x .085 x DM - 7/8" - 5/8" B |
| TA542761433 | 10" x .100 x 7/8" - 5/8" B |

HUSQVARNA
**Premium
Diamond Blade
Hard Materials
Dry/Wet Cutting
TXS-S Dri Disc®**



- Fast cut a wide variety of materials including concrete, brick, masonry and stone
- Designed for small to medium jobs

| Item # | Size |
|-------------|--------------------------------|
| TA542774902 | 7" x .090 x DM - 7/8" - 5/8" B |

HUSQVARNA
**Super Premium
Diamond Blades
GH General Purpose
Abrasive
GH Series**



- For fast cutting of asphalt, asphalt over concrete and some abrasive green concrete

| Item # | Desc. | Size |
|----------|-------|-----------------------------|
| TA580601 | GH10 | 14" x .125 x 1" DP - 20mm B |



HUSQVARNA
**Super Premium
Diamond Blades
General Purpose
Dry/Wet Cutting
TSD-T Dri Disc®**

- Use the TSD-T blade for fast, smooth cutting of a variety of materials, including stone, tile, brick, concrete and masonry
- Gives turbo performance at an affordable price



| Item # | Size |
|-------------|----------------------------------|
| TA542761416 | 4" x .080 x 7/8" - 20mm - 5/8" B |
| TA542761420 | 7" x .095 x DM - 7/8" - 5/8" B |

HUSQVARNA
**Super Premium
Diamond Blades
MS Brick & Block
Dry/Wet Cutting
Banner Line®**

- Blue 1 BLM blade can be used to cut general purpose medium-hard to hard brick, stone and hard concrete block
- Red 1 BLM blade for general purpose cutting of brick and hard paving block (50% brick, 50% block), can also cut abrasive granite



| Item # | Desc. | Size |
|-------------|------------|-------------------|
| TA542750666 | Blue 1 BLM | 20" x .125 x 1 DP |
| TA542750667 | Red 1 BLM | 14" x .110 x 1 DP |

HUSQVARNA
**Premium
Diamond Blades
Hard Materials
Dry/Wet Cutting
TSD-S Dri Disc®**

- Fast cutting a wide variety of materials, including concrete, masonry, brick and stone



| Item # | Size |
|-------------|--------------------------------|
| TA542761412 | 7" x .095 x DM - 7/8" - 5/8" B |
| TA542761413 | 8" x .095 x DM - 7/8" - 5/8" B |

HUSQVARNA
**Porcelain +
High Production
Tile Blades
Wet Cutting
Superlok®**

- Makes fast, smooth, chip-free cuts
- Use this blade to cut porcelain tile, granite and other stone materials
- Thicker core specification provides straighter, chip-free cutting during high production sawing



| Item # | Size |
|-------------|-------------------|
| TA542761276 | 10" x .060 x 5/8" |

HUSQVARNA
**High Production
Tile Blades
General Purpose
Wet Cutting
Superlok®**

- Make fast, smooth cuts in a wide variety of soft to hard ceramic tile, marble and porcelain



| Item # | Size |
|-------------|-------------------|
| TA542761268 | 7" x .060 x 5/8" |
| TA542761270 | 10" x .060 x 5/8" |

HUSQVARNA
**Super Premium
Diamond Blades
Multi-Application
Dry/Wet Cutting
Barracuda™**

- Fast, smooth cutting on almost any masonry, tile, stone or hard concrete material




| Item # | Size |
|----------|----------------|
| TA772180 | 12" x .125 x 1 |
| TA772182 | 14" x .125 x 1 |

HUSQVARNA
**Premium
Diamond Blades
Wet Cutting
Vanguard® II**

- Cuts soft to medium aggregates with light steel reinforcing



| Item # | Desc. | Size |
|----------|-----------|-------------------|
| TA773204 | Blue 250V | 14" x .110 x 1 DP |



HUSQVARNA
**Super Premium
Diamond Blades**
**Wet Cutting
Banner Line®**



- Blue 200B blade is a general purpose blade used to cut soft to medium-hard aggregate with light steel reinforcing
- Blue 300B blade cuts soft to medium-soft aggregate and can also be used for cured joint widening
- Red 450B-R blade is used for cutting green concrete, asphalt over concrete or asphalt with hard aggregate. Undercut protection is standard on this blade
- Black 500B-R blade has an extra long life when cutting abrasive asphalt. Undercut protection is standard on this blade

| Item # | Desc. | Size |
|----------|--------------|-------------------|
| TA773236 | Blue 200B | 14" x .110 x 1 DP |
| TA773238 | Blue 300B | 14" x .110 x 1 DP |
| TA773240 | Red 450B-R | 14" x .110 x 1 DP |
| TA773242 | Black 500B-R | 14" x .110 x 1 DP |

HUSQVARNA
**Diamond Grinding
Discs**
**GW Series
Dri Disc®**



- GW1 is for fast removal (single rim) on concrete, masonry, stone and similar materials
- The GW2 is for long life and smooth finish (double rim) on concrete, masonry, stone and similar materials
- GW Turbo is for a faster and smoother finish (segment turbo) on concrete, masonry, stone and similar materials

| Item # | Rim | Size |
|----------|--------------|-------------------|
| TA580735 | GW1 (single) | 4" x 5/8 - 11 THD |
| TA580736 | GW2 (double) | 4" x 5/8 - 11 THD |
| TA580737 | GW1 (single) | 7" x 5/8 - 11 THD |
| TA580738 | GW2 (double) | 7" x 5/8 - 11 THD |
| TA580761 | GW1 (single) | 4" x 7/8 - 5/8 B |
| TA580762 | GW2 (double) | 4" x 7/8 - 5/8 B |
| TA580763 | GW1 (single) | 7" x 7/8 - 5/8 B |
| TA621679 | Turbo | 7" x 5/8 - 11 THD |
| TA621715 | Turbo | 4" x 5/8 - 11 THD |

HUSQVARNA
**Max Performance
Diamond Core Bits**
Wet Cutting



- B5500 Standard bit has the longest life and lowest cost per hole when drilling a wide range of critically hard materials with steel reinforcing; also for brick and block
- B5500 FC is for the fastest possible drilling on critically hard materials like concrete with heavy reinforcing; effective on granite, marble and other stone material

| Item # | Size (in.) |
|-----------------------|------------|
| B5500 Standard | |
| TA542785150 | 2 |
| TA542785152 | 2½ |
| TA542785154 | 3 |
| TA542785156 | 3½ |
| TA542785157 | 4 |
| TA542785160 | 5 |
| TA542785162 | 6 |
| TA542785165 | 8 |

| | |
|-----------------|----|
| B5500 FC | |
| TA542785111 | 1 |
| TA542785115 | 1½ |
| TA542785118 | 2 |
| TA542785122 | 3 |
| TA542785125 | 4 |
| TA542785128 | 5 |
| TA542785130 | 6 |

HUSQVARNA
Diamond Core Bits DRI8

**General Purpose Wet/Dry Cutting
Dri Bits™**



- Designed for long life drilling in lightweight block or concrete block materials on hand drills or angle grinders
- Can also be used for long life drilling of brick on hand drills
- Specially designed barrel vents keep bits cool and provide fast removal of cuttings (mount bits directly onto standard 5/8"-11 grinder spindles)
- Drill faster than conventional carbide-tipped percussion bits for a smoother finish

| Item # | Size (in.) |
|-------------|------------|
| TA542750649 | 1 |
| TA542750651 | 1½ |
| TA542750653 | 2 |
| TA542750655 | 2½ |
| TA542750656 | 3 |
| TA542750658 | 4 |
| TA542750660 | 5 |



HUSQVARNA Threaded Shaft Adapters

- Core drill shaft adapters

| Item # | Female | Male |
|-------------|----------|----------|
| TA541201736 | 1 1/4"-7 | 5/8"-11 |
| TA541404610 | 5/8"-11 | 1 1/4"-7 |



HUSQVARNA Shaft Extensions

| Item # | Thread | Size (in.) |
|-------------|----------|------------|
| TA541201737 | 1 1/4"-7 | 12 |
| TA541400067 | 1 1/4"-7 | 6 |
| TA541400070 | 5/8"-11 | 6 |



HUSQVARNA Foam Filter Oil

- Helps to trap airborne dirt, dust and sand to optimize engine performance

Item #
TA505-51-03-02



HUSQVARNA OilGuard Premium 2-Stroke Engine Oil

OilGuard oil is a high-quality two-stroke oil developed specially for dusty environments. It is easily recognized by its yellow colour. The oil can be used in any premium two-stroke engine, to provide maximum performance and lubrication.

Item #
TA504-06-72-01



JIFFY MIXER Mixers

- Jiffy Mixer is an all purpose, heavy duty, extremely efficient industrial/commercial mixer.
- It is designed to quickly and thoroughly mix dense and viscous substances in an open container.
- It is equally effective with liquids, dry materials, liquid and dry materials combined, or multiple component materials.
- Made of stainless steel 304, its patented construction and design is for mixing, not just stirring.
- The leading edge of the lower horizontal blade will scrape the bottom of the mixing container to bring all settled material particles into the mixing unit.
- Jiffy Mixers operate with both electric and air-driven chucked power tools
- Tools with 450-750 rpms give the best rate of thorough mixing.
- Applications: Adhesives, sealers, cement, coatings, mortar, stains, . . .



LM is for pint containers
HS is for 1-2 gallon containers
ES is for 2-5 gallon containers
PS-1 with a 20 1/2" shaft is for 5-10 gallon containers
PS-2 with a 40" shaft is for 10-50 gallon containers
HD is for 75-100 gallon containers

| Item # | Shaft Length (in.) | Container Size | Top Diameter (in.) | Bottom Diameter (in.) | Depth of Head (in.) | Shaft Diameter (in.) |
|--------|--------------------|----------------|--------------------|-----------------------|---------------------|----------------------|
| JMLM | 10 1/4 | pint | 1 1/4 | 1 3/8 | 1/4 | |
| JMHS-1 | 10 1/4 | 1-2 gal. | 2 5/8 | 2 3/8 | 1/4 | |
| JMHS-2 | 14 3/4 | 1-2 gal. | 2 5/8 | 2 3/8 | 1/4 | |
| JMHS-3 | 30 | 1-2 gal. | 2 5/8 | 2 3/8 | 1/4 | |
| JMES | 20 1/2 | 2-5 gal. | 3 1/4 | 3 3/4 | 3/8 | |
| JMPS-1 | 20 1/2 | 5-10 gal. | 4 5/8 | 5 1/8 | 5 | 1/2 |
| JMPS-2 | 40 | 10-50 gal. | 4 5/8 | 5 1/8 | 5 | 1/2 |
| JMHD | 40 | 75-100 gal. | 8 1/2 | 9 3/4 | 10 | 3/4 |



MARSHALLTOWN TROWEL CO.

Rub Bricks 20-Grit

- Fluted silicon carbide stone
- Comfortable handle securely attached
- Ideal for dressing down and removing form marks from concrete



| Item # | Size (in.) |
|--------|------------|
| MS841 | 8x3½x1½ |

MARSHALLTOWN TROWEL CO.

Wood Backed Concrete Brooms Black Polypropylene Bristles

- Long wearing 2-3/4" black polypropylene bristles set solidly into a natural lacquered hardwood block
- Threaded hole accepts any standard broom handle
- Ideal for applying non-slip finish to newly finished concrete surfaces



| Item # | Size (in.) |
|--------|------------|
| MS847 | 36 |

MARSHALLTOWN TROWEL CO.

Masonry Brushes

- Bristles made of white tampico fiber and are set in hardwood block



| Item # | Size (in.) |
|--------|------------|
| MS829 | 6½x1¾ |

MARSHALLTOWN TROWEL CO.

Bucket Brush with Tampico Bristles

- Made of four rows of 3-1/2" long white tampico bristles
- 6" plastic handle with hang clip to hook on side of bucket



| Item # | Size (in.) |
|--------|------------|
| MS521 | 6x1¾ |

MARSHALLTOWN TROWEL CO.

Short Handle Acid Brush

- Bristles made with Tampafil plastic set in high-tensile strength foam plastic block
- Recommended for use in acid solutions to clean mortar from bricks and concrete from wood or metal forms and tools



| Item # | Size |
|--------|-----------|
| MS6523 | 8" Handle |

MARSHALLTOWN TROWEL CO.

Tapered Magnesium Darby DuraSoft® Handle

- The same lightweight, durable extrusion as our magnesium floats
- Blade is tapered from 3" at the heel to 2" at the toe



| Item # | Length (in.) |
|--------|--------------|
| MS4615 | 30 |

MARSHALLTOWN TROWEL CO.

Concrete Darby Mahogany

- Made from straight grain mahogany
- Unique two-way tapered blade
- 3-1/2" wide by 3/4" thick at the heel



| Item # | Length (in.) | Handle |
|--------|--------------|-------------|
| MS150 | 28 | Single Loop |
| MS152 | 36 | Two Loop |
| MS151 | 45 | Three Loop |

MARSHALLTOWN TROWEL CO.

Blue Steel Edgers Straight End Marshalltown®

- Heavy gauge blue steel high carbon blade
- Used to produce a radius at the edge of a concrete slab to prevent the edge from chipping



| Item # | Size (in.) | Radius (in.) | Lip (in.) |
|--------|------------|--------------|-----------|
| MS162B | 6 x 6 | ¾ | ½ |
| MS163B | 6 x 6 | ½ | ⅝ |
| MS166B | 9 x 6 | ½ | ⅝ |
| MS167B | 9 x 6 | ¾ | ⅞ |

Let us help you get
the edge on your next
concrete job!



MARSHALLTOWN TROWEL CO.

Concrete Edger Straight Ends

- Heavy gauge high carbon steel blade
- Used to produce a radius at the edge of a concrete slab to prevent the edge from chipping



| Item # | Size (in.) | Radius (in.) | Lip (in.) |
|--------|------------|--------------|-----------|
| MS120D | 8 x 6 | 3/8 | 1/2 |

MARSHALLTOWN TROWEL CO.

Straight Ends Concrete Edger DuraSoft® Handle

- Heavy gauge high carbon steel blade
- Used to produce a radius at the edge of a concrete slab to prevent the edge from chipping



| Item # | Size (in.) | Radius (in.) | Lip (in.) |
|--------|------------|--------------|-----------|
| MS36D | 6 x 3 | 3/8 | 1/2 |

MARSHALLTOWN TROWEL CO.

Walking Concrete Edger

- Made of heavy gauge blue steel
- Slightly convex blade prevents gouging
- Use our #9 or #10 handle (sold separately)
- Used to produce a radius at the edge of a concrete slab to help prevent the edge from chipping off



| Item # | Size (in.) | Radius (in.) | Lip (in.) |
|--------|------------|--------------|-----------|
| MS124B | 9 x 6 | 3/8 | 1/2 |

MARSHALLTOWN TROWEL CO.

Magnesium Hand Floats Beveled Ends

- Extruded from very hard, durable, lightweight magnesium
- Comfortable handle is positioned to give the tool perfect balance
- Magnesium floats produce a smoother finish than wood



| Item # | Size (in.) | Handle |
|---------|------------|-----------------|
| MS142 | 12 x 3 1/4 | Wood |
| MS145D | 16 x 3 1/4 | DuraSoft® |
| MS145SH | 16 x 3 1/4 | Structural Foam |
| MS146D | 20 x 3 1/4 | DuraSoft® |

MARSHALLTOWN TROWEL CO.

Magnesium Bull Float Square End

- Made from the finest extruded magnesium available
- Lightweight, long wearing and properly balanced to provide the finish you want



| Item # | Size (in.) |
|--------|------------|
| MSB42 | 42 x 8 |
| MSB45 | 45 x 8 |
| MSB48 | 48 x 8 |

MARSHALLTOWN TROWEL CO.

Rubber Floats

- 5/8" thick red rubber bonded to aluminum backing plate
- Used by plasterers & other finishers for textured finishes



| Item # | Size (in.) |
|--------|------------|
| MS38 | 9 x 4 Fine |

MARSHALLTOWN TROWEL CO.

Rubber Floats Aluminum Backing Plate

- Molded black rubber pad is very comfortable and has a dense texture
- Float face is permanently cemented to the lightweight aluminum backing



| Item # | Size (in.) |
|--------|------------|
| MS40 | 9 x 4 |

MARSHALLTOWN TROWEL CO.

Fine Plastic Foam Float

- Fine cell plastic foam pad specially bonded to an aluminum backing plate



| Item # | Size (in.) |
|--------|------------|
| MS46G | 9 1/2 x 4 |

MARSHALLTOWN TROWEL CO.

Magnesium Bull Float Round End

- Made from the finest extruded magnesium available
- Lightweight, long wearing and properly balanced to provide the finish you want



| Item # | Size (in.) |
|---------|------------|
| MSB48FR | 48 x 8 |



MARSHALLTOWN TROWEL CO.

Blue Glider with Rounded Ends

- Made of blue spring steel
- A C-channel runs the length of the gliders to help strengthen the blade



| Item # | Size (in.) |
|--------|-----------------------|
| MSBG48 | 48 x 12 $\frac{3}{8}$ |

MARSHALLTOWN TROWEL CO.

Walking Groovers Zinc Double End

- Made from high-quality, long wearing zinc
- Has the weight and finish to cut quickly and cleanly
- Double end bit permits use in either direction



| Item # | Size (in.) | Radius (in.) | Bit (in.) |
|--------|---------------------|---------------|-------------------|
| MS836 | 8 x 4 $\frac{3}{8}$ | $\frac{1}{4}$ | 1 x $\frac{3}{8}$ |

MARSHALLTOWN TROWEL CO.

Concrete Groover Stainless Steel

- Blade made of stainless steel
- Properly shaped bit and leading edge cuts a sharp groove
- Bit Size: $\frac{1}{4}$ " radius, $\frac{1}{2}$ " width, $\frac{1}{2}$ " depth



| Item # | Size (in.) |
|--------|------------|
| MS180D | 6 x 3 |

MARSHALLTOWN TROWEL CO.

Drywall Hammer 16" Hickory Handle

- Wedge shaped steel blade is notched underneath and doubles as a nail puller
- Lightweight and perfectly balanced



| Item # | Weight (oz.) |
|--------|--------------|
| MS800 | 12 |

MARSHALLTOWN TROWEL CO.

Wood Pole Sander Handle

- Made from hardwood
- Steel end cap for setting nails



| Item # | Size (in.) |
|--------|------------|
| MS28L | 60 |

MARSHALLTOWN TROWEL CO.

QLT Powder Coated Blue Aluminum



Push Button Handle Section

- Constructed of thick-walled aluminum tubing
- Quick connect snap spring positively lock handles in place

| Item # | Length (in.) | Dia (in.) |
|-----------|--------------|-----------------|
| MS17-6ASU | 72 | 1 $\frac{3}{8}$ |

MARSHALLTOWN TROWEL CO.

Wood Handle With Steel Clevis

Wood handles are fitted with a steel clevis

- For use with both fresno trowels and walking edgers
- Size: 6'
- Diameter: 1-1/2"



| Item # |
|--------|
| MS10 |

MARSHALLTOWN TROWEL CO.

Curved Wood Trowel Handle

- Curved wood finishing trowel handle
- Will fit all of our Marshalltown finishing trowels



| Item # |
|--------|
| MS402 |

MARSHALLTOWN TROWEL CO.

Threaded Aluminum Handle Section

- The large threads can be combined with similar handles made by others




| Item # | Length (in.) | Dia (in.) |
|---------|--------------|-----------------|
| MSB5-72 | 72 | 1 $\frac{3}{4}$ |

MARSHALLTOWN TROWEL CO.

Aluminum Hawk

- Made of heavy gauge, hard-rolled aluminum
- Lightweight but durable
- Edges have been smoothed and the corners rounded
- Has a threaded 3-5/8" flange
- Used for holding plaster during application



| Item # | Size (in.) |
|--------|------------|
| MS1D | 13 x 13 |



MARSHALLTOWN TROWEL CO.

Blue Steel Taping Knife

DuraSoft® II Handle

- Tapered blade for corner work
- One of the most lightweight knives on the market



| Item # | Size (in.) |
|---------|------------|
| MS4510D | 10 x 3 |
| MS4512D | 12 x 3 |

MARSHALLTOWN TROWEL CO.

Jiffler Mixer® 3-1/2" Wheels

- Plated steel wheels
- Wheels can be adjusted on the shaft
- Unique action mixes fast as the lower wheel cuts upward and upper wheel downward to create counter flow



| Item # | Size (in.) | Shaft (in.) |
|--------|------------|-------------|
| MS893 | 3 1/2 | 16 |

MARSHALLTOWN TROWEL CO.

Aluminum Concrete Placer

- Light aluminum mounting bracket that mounts over the blade
- Has new open blade design and is contoured for added strength



| Item # | Size (in.) | Blade (in.) |
|---------|------------|-------------|
| MSAP738 | 54 x 1 1/8 | 19 1/2 x 4 |

MARSHALLTOWN TROWEL CO.

QLT All Aluminum Concrete Placer

- Aluminum construction, powder coated
- Braced for additional strength
- Soft grip end-cap



| Item # | Size (in.) | Blade (in.) |
|----------|------------|-------------|
| MSAP753H | 60 | 19 1/2 x 4 |

MARSHALLTOWN TROWEL CO.

QLT Lightweight Aluminum Concrete Placer

- Strong, lightweight aluminum head
- Head is powder coated and braced for additional strength



| Item # | Size (in.) | Blade (in.) |
|------------|------------|-------------|
| MSAP867H-5 | 54 | 19 1/2 x 4 |

MARSHALLTOWN TROWEL CO.

Steel Spred-Kretes

- Blade is 12 ga. cold rolled steel
- Steel ferrule welded securely to blade holds contoured handle firmly in place
- Superior to a jam type connector
- Used for spreading, grading, and striking off concrete



| Item # | Size (in.) |
|--------|------------|
| MS826 | 20 x 4 |
| MS828 | 54 x 1 1/4 |

MARSHALLTOWN TROWEL CO.

Floor Scrapers

- 60" steel handle welded to angle iron bracket
- 1-1/8" diameter handle



| Item # | Desc. | Size (in.) |
|--------|-------------------|------------|
| MS820 | Floor Scraper | 20 x 4 1/2 |
| MS820B | Replacement Blade | 20 x 4 1/2 |

MARSHALLTOWN TROWEL CO.

Magnesium Alloy Screed

- Made from the finest magnesium alloy available, won't rust or rot
- End capped to prevent concrete from getting inside



| Item # | Size (ft. x in. x in.) |
|--------|------------------------|
| MS822 | 12 x 2 x 4 |
| MS825 | 16 x 2 x 4 |

MARSHALLTOWN TROWEL CO.

Big Diamond Concrete Tamper

- Reinforced splash-way grill
- Built to take the pounding and stay flat
- Properly balanced handle with rubber grips to ensure easy, safe handling



| Item # | Size (in.) |
|--------|------------|
| MST34 | 34 x 7 1/2 |



MARSHALLTOWN TROWEL CO.

Blue Steel Step Tool

- 90° blade angle
- Made of blue steel



| Item # | Size (in.) | Radius (in.) | Type |
|--------|------------|--------------|----------------|
| MS174B | 6 x 6 x 6 | ½ | Cove (Inside) |
| MS175B | 6 x 6 x 3 | ½ | Nose (Outside) |

MARSHALLTOWN TROWEL CO.

Finishing Trowels High Carbon Steel

- Highest grade hardened and tempered spring steel blade, properly shaped
- Beveled work edges prevent surface aggregate popping



| Item # | Size (in.) | Handle |
|----------|------------|-----------|
| MSMXS57D | 14 x 3 | DuraSoft® |
| MSMXS60D | 16 x 3 | DuraSoft® |
| MSMXS64D | 14 x 4 | DuraSoft® |
| MSMXS66D | 16 x 4 | DuraSoft® |
| MSMXS81D | 18 x 4 | DuraSoft® |
| MSMXS20D | 20 x 4 | DuraSoft® |
| MSMXS205 | 20 x 5 | Hardwood |

MARSHALLTOWN TROWEL CO.

Fully Rounded Finishing Trowel High Carbon Steel

- Highest grade hardened and tempered spring steel blade, properly shaped
- Fully rounded ends prevent the blade from digging into the concrete



| Item # | Size (in.) | Handle |
|------------|------------|-------------|
| MSMXS66RE | 16 x 4 | Curved Wood |
| MSMXS81FRD | 18 x 4 | DuraSoft® |
| MSMXS205FR | 20 x 5 | Curved Wood |
| MSMXS205RD | 20 x 5 | DuraSoft® |

MARSHALLTOWN TROWEL CO.

Midget Trowels

Durasoft® Xtralite®

- Aluminum alloy Xtralite® mounting is lightweight but very strong
- Curved natural finish hardwood handle



| Item # | Size (in.) |
|--------|------------|
| MS11 | 8 x 3 |

MARSHALLTOWN TROWEL CO.

Narrow London Brick Trowel

w/ DuraSoft® Handle

- Forged from a single piece of high grade tool steel
- Impact area is stronger
- Handle rise is set for the correct hang and balance
- Blade is taper ground and polished



| Item # | Size (in.) |
|-----------|------------|
| MS33 11FG | 11 x 4 7/8 |

MARSHALLTOWN TROWEL CO.

Margin Trowel

- Forged from a single piece of high carbon steel
- Tempered, ground, and polished from toe to heel



| Item # | Size (in.) | Handle |
|--------|------------|-----------|
| MS52D | 5 x 2 | DuraSoft® |
| MS54 | 5 x 1 ½ | Hardwood |

MARSHALLTOWN TROWEL CO.

Trowel & Square Ornamental Tool

- Perfectly forged and tempered
- Used in the detailing of ornate foam shapes and unusual wall surfaces
- Ideal for plaster work and drywall work in small areas



| Item # | Size (in.) |
|---------|------------|
| MS13080 | ¾ x 8 ½ |
| MS13081 | ½ x 9 ½ |
| MS13082 | ⅝ x 10 ½ |
| MS13083 | ¾ x 10 ½ |
| MS13084 | 1 x 10 ½ |



MARSHALLTOWN TROWEL CO.

Notched Trowel Plastic Handle

- Used to spread adhesive or mastic on the base surface before laying tile, carpet, or other floor coverings
- Dual notch patterns



| Item # | Size (in.) |
|--------|------------|
| MS207 | 9 x 4 |

MARSHALLTOWN TROWEL CO.

Margin Trowel

- Tempered steel blade is fully ground and polished



| Item # | Size (in.) | Handle |
|--------|------------|----------|
| MS97 | 5 x 2 | Hardwood |

MARSHALLTOWN TROWEL CO.

Round End Fresno Trowel

- Round ends leave no drag marks
- For use with our #9 or #10 handle (sold separately)



| Item # | Size (in.) |
|--------|------------|
| MSC24R | 24 x 5 |
| MSC30R | 30 x 5 |
| MSC36R | 36 x 5 |
| MSC48R | 48 x 5 |



MULTQUIP INC 4-Cycle Gasoline Rammers

- 4-cycle gas rammer with Honda engine
- Units have lower noise levels, reduced emissions and fuel requirements while increasing performance
- No need for mixed fuel



| Item # | Desc. |
|---------|---|
| MQMTX70 | Honda GX100, 3350 lbs force, 11.2" shoe |

MULTQUIP INC Plate Compactors

Forward Plate Compactors

- Ideal for compaction of granular soils
- Water tanks on selected models for asphalt applications
- Honda engine



| Item # | Centrifugal Force (lbs.) | HP | Plate Width (in.) | Wt. (lbs.) |
|------------|--------------------------|-----|-------------------|------------|
| MQMVC82VHW | 3080 | 4.8 | 17.7 | 198 |

MULTQUIP INC Plate Compactors Reversible Plate Compactors

- High-horsepower gasoline and diesel engines
- Selected models include extension plates as standard
- Hydraulic forward and reverse



| Item # | Centrifugal Force (lbs.) | HP | Plate Width (in.) | Weight (lbs.) |
|------------|--------------------------|-----|-------------------|---------------|
| MQMVH206GH | 7860 | 7.1 | 19.5 | 459 |

MULTQUIP INC Portable Concrete Mixer Electric Mix-N-Go

- The Mix-N-Go is durable, versatile and ideal for users of all skill levels
- Perfect for small footings, bases, patching
- Use as a wheelbarrow or with a stand
- Thick polyethylene drum - Resists rust and dents
- 3 cf mixing capacity



| Item # | Desc. |
|----------|--|
| MQMC3-PE | 3cf, .75 HP Electric 115V 1F, Includes stand |

MULTQUIP INC Walk Behind Power Trowel

- A 36-inch ring diameter
- Fully enclosed belt guard
- Access panel provides quick access to trowel arms and blades
- Optimal balance for smooth finishing



| Item # | Desc. |
|--------------|-----------------------------------|
| MQJ36H55-QXH | 4-blade, 36", Honda, 60-115 blade |



MULTIQUIP INC Electric Vibrator Motors

- Large vibration isolated handles protect the motor and operator
- Flow-through ventilation reduces contamination by taking in air from the rear of the motor
- Quick disconnect knob for easy shaft removal

| Item # | Amps | Volt/Freq | HP | RPM | Req. Shaft |
|--------|------|---------------|----|--------|------------|
| MQCV1 | 10 | 120v 50/60 Hz | 1 | 16,000 | 314V |
| MQCV2 | 15 | 120v 50/60 Hz | 2 | 18,000 | FS |
| MQCV3 | 20 | 120v 50/60 Hz | 3 | 19,250 | FS |

MULTIQUIP INC Flexible Vibrator Shafts 314V-Series

- Requires BP25H, CV1 Drive Motors

| Item # | Length (ft.) |
|-----------|--------------|
| MQ314V-7 | 7 |
| MQ314V-10 | 10 |

MULTIQUIP INC Flexible Vibrator Shafts FS-Series

- Requires BP25H, CV2, CV3, G55H Drive Motors

| Item # | Length (ft.) |
|--------|--------------|
| MQFS7 | 7 |
| MQFS10 | 10 |
| MQFS14 | 14 |

MULTIQUIP INC Steel Vibrator Heads

- Round head radiates vibration in all directions
- Case hardened tip for extra durability
- Extra thick shell resists wear

| Item # | Head Type | Dia (in.) | Length (in.) | Req. Shaft | Req. Drive Motor |
|----------|-----------|-----------|--------------|------------|-----------------------|
| MQ1400HD | Steel | 1 3/4 | 15 1/4 | FS | BP25H, CV2, CV3, G55H |
| MQ1700HD | Steel | 1 11/16 | 15 | FS | BP25H, CV2, CV3, G55H |
| MQ2100HD | Steel | 2 1/4 | 13 1/4 | FS | BP25H, CV2, CV3, G55H |

Whether it's bits,
blades, trowels or
tamperers.....Edge
can help you get
the job done.



OZTEC INDUSTRIES, INC.
Concrete Vibrators
Electric-Powered Drive
Motors



- Lightweight, compact and with the included comfortable shoulder strap, become a one man power unit that will speed through the stiffest concrete
- Fully interchangeable and reversible flexible shafts (2 ft. to 21 ft. shafts can be coupled for longer lengths)
- Hooks for shoulder strap
- Larger rubber shock absorbers
- Full wrap around protective frame
- Standard with the Quick Disconnect "QD" system
- Changing shafts and heads on the job is a snap
- Units meet all United States OSHA Standards

| Item # | Amps | HP | Max Head Steel (in.) | Max Head Rubber (in.) |
|---------|------|----|----------------------|-----------------------|
| OZ1.8OZ | 15 | 1¾ | None | |
| OZ2.4OZ | 17 | 2¼ | 2 | 2¾ Short |

OZTEC INDUSTRIES, INC.
Flexible Vibrator Shafts

- Inner cores are made from extra-high carbon steel wires with casings made from tough abrasion resistant neoprene rubber, reinforced with multiple layers of high tensile wire braiding with a hardened flat steel liner
- Rigid enough for driving into the stiffest concrete without kinking yet limber and non-slip for easy and effective handling
- Interchangeable on all Oztec power units, are reversible (doubling their service life), and come supplied with "quick change" adapters



| Item # | *Shaft Length (ft.) |
|----------|---------------------|
| OZFS10OZ | 10 |
| OZFS14OZ | 14 |
| OZFS21OZ | 21 |

OZTEC INDUSTRIES, INC.
Steel Vibrator Heads



- Produce the highest amplitude and centrifugal force, generating the largest radius of influence available
- The benefits are superior consolidation, increased productivity, and a process that is more "forgiving" of less than perfect vibration technique
- High frequency-low amplitude for narrow, delicate forms or filling ICFs

| Item # | Head Diameter (in.) | Radius of Action "R" (in.) | X = 1½ Times Radius of Action (in.) | Amplitude Centerline to Side (in.) | Centrifugal Force (lbs.) | Compaction Rate (yds ³ /hr) |
|----------|---------------------|----------------------------|-------------------------------------|------------------------------------|--------------------------|--|
| OZH175OZ | 1¾ | 9 | 14 | 0.08 | 1200 | 8 - 16 |



PRIMESOURCE
Tie Wire

- Used for tying rebar or similar applications
- 16.5 gauge



| Item # | Desc. |
|--------|--------------|
| BCTW16 | 3½ lbs. Roll |

PRIMESOURCE
Merchant Wire

- Galvanized smooth coil wire
- 9 ga., 100 lb. coil



| Item # |
|------------|
| PRMSWG9100 |



CORTINA SAFETY PRODUCTS GROUP
Rebar Protector Caps

- Constructed of heavy-duty polyethylene
- BarGard® helps prevent injury from exposed rebar, pipe, or rod ends that stick out
- Bright orange/lime green colored caps are easy to see and easy to use
- BarGard® can also be used to protect threaded bars, bolts, or pipe ends



| Item # |
|-----------|
| CR97-1812 |



CORTINA SAFETY PRODUCTS
GROUP

Rebar Protector Caps

CAL-OSHA

- Fits rebar #3-7, 3/8" to 7/8" diameter
- Stands up to weather and temperature conditions
- Metal reinforced/safety orange color



Item #

CR97-1810



RAVEN INDUSTRIES

Underslab Vapor Retarder Seam Tape

VaporBlock™

- White single-sided tape combines a heavy-duty, weather-resistant polyethylene backing with an aggressive rubber adhesive
- Typical applications include vapor retarders, covers and liners



Item #

Size (ft.)

RNVAPOR BOND

4 x 210 roll

RAVEN INDUSTRIES

Underslab Vapor Retarder/Barrier

VaporBlock™

- VaporBlock™ is a high performance underslab vapor retarder designed to retard moisture migration through concrete slabs-on-grad



| Item # | Thickness (mil) | Size (ft.) | Classification | Tensile Strength (New Material) (lbs/in) | Tensile Strength (After Exposure) (lbs/in) | Puncture Resistance (g) | Max Use Temp (°F) | Min Use Temp (°F) | Permeance |
|--------|-----------------|------------|-----------------|--|--|-------------------------|-------------------|-------------------|-----------|
| RNVB10 | 10 | 15x200 | Class A, B, & C | 52 | 53 | 2,600 | 180 | -70 | .0146 |
| RNVB15 | 15 | 12x200 | Class A, B, & C | 88 | 82 | 4,000 | 180 | -70 | .009 |

RAVEN INDUSTRIES

Underslab Vapor Retarder Boot Kit

VaporBlock™

- The VaporBoot System is designed to assist in securing pipe and other penetrations that run vertically through the vapor retarder material
- VaporBoots are produced from high performance VaporBlock™ material with a precut center marker



Item #

Size (in.)

RNVAPOR BOOT

18 x 18



SONOTUBE®

Round Concrete Tube Forms

- Rain-resistant technology keeps wet weather from impacting your pour
- Easier to setup and brace so multiple columns can be poured at one time
- Superior strength-to-weight properties prevent blowouts



| Item # | Dia. (in.) | Length (ft.) |
|----------|------------|--------------|
| SOT8-12 | 8 | 12 |
| SOT10-12 | 10 | 12 |
| SOT12-12 | 12 | 12 |
| SOT18-12 | 18 | 12 |
| SOT24-12 | 24 | 12 |
| SOT36-12 | 36 | 12 |
| SOT48-12 | 48 | 12 |



INDUSTRIAL THERMO POLYMERS

Standard Backer Rod

Backing Material

- Ideal compressible and non-absorbent backup material that is inserted into a joint to control sealant depth
- Creates a backstop to facilitate accurate sealant tooling and proper sealant wetting of the joint surfaces, yielding a quality bond breaker between the backup material and the sealant
- Can also be used as a temporary joint seal
- Suitable for glazing installations, window and door applications, expansion joints, curtain wall joints, partitions, log construction, pavement jobs, repairs, precast units and copings
- Compatible with butyl, polysulfide, acrylic polyurethane, silicone and most other cold applied sealant compositions



| Item # | Size (in.) | Spool (ft.) |
|---------|------------|----------------|
| IT14 | 1/4 | 2000 |
| IT38 | 3/8 | 2100 |
| IT12 | 1/2 | 1250 |
| IT58 | 5/8 | 775 |
| IT34 | 3/4 | 1100 |
| IT1 | 1 | 600 |
| IT1-1/4 | 1 1/4 | 400 |
| IT1-1/2 | 1 1/2 | (66) 6 lengths |
| IT2 | 2 | (38) 6 lengths |

INDUSTRIAL THERMO POLYMERS

Tundra Foam Backer Rod

Backing Material

- Ideal non-gassing backup material that is inserted into construction and pavement joints to control sealant depth
- Creates a backstop to facilitate accurate sealant tooling and configuration
- Permits proper sealant airing, yielding a quality bond breaker between the backup material and the sealant
- Suitable for expansion and contraction joints, window glazing, curtain wall joints, partitions, precast units and copings, parking decks, bridge construction, etc.
- Compatible both chemically and physically with virtually all known hot pour and cold applied sealants, including silicone and rubber asphalt



| Item # | Size (in.) | Package (ft.) |
|-------------|------------|---------------|
| IT78TUNDRA | 7/8 | 1050 |
| IT118TUNDRA | 1 1/8 | 600 |
| IT112TUNDRA | 1 1/2 | 350 |



SURFACE SHIELDS

Builder Board

- 100% recyclable - at least 33% post consumer
- Heavy-duty, reusable temporary floor protection
- Less expensive and 1/3 the weight of 1/8" masonite
- Tough enough to be driven on - approx. 48 mil. thick



| Item # | Desc. |
|------------|----------------|
| SFBLD38100 | 38"x 100' Roll |



PRIME SOURCE

Construction Stakes

- Durable steel makes it easier to drive in tough soil conditions
- No more mushroomed, splintered or cracked wooden stakes



| Item # | Size (in.) | Desc. |
|-----------|------------|-------|
| RM3/4X18R | 3/4x18 | Round |
| RM3/4X24R | 3/4x24 | Round |
| RM3/4X30R | 3/4x30 | Round |
| RM3/4X36R | 3/4x36 | Round |
| RM3/4X48R | 3/4x48 | Round |



CHAPIN MANUFACTURING INC

Sprayers

Lined Steel

Tri-Poxy®

- Tri-Poxy® lined steel for triple protection against corrosion, rust and damage from denting
- Brass fan spray nozzle for even coverage

| Item # |
|--------|
| CH1949 |





CHAPIN MANUFACTURING INC

Industrial Poly Heavy-Duty Sprayer Acid- and Chemical-Resistant

- Usable Capacity: 3.0 gallons
- Hose Length: 36"
- Extension Tube: 18"
- Nozzle: Brass

Item #

CH2209



CHAPIN MANUFACTURING INC

Sprayers Backpack

- SPR 4.0G/11.4L Chapin Poly Knapsack
- Internal 4 position spray valve for expert pressure control from 15 psi to 60 psi
- Padded carrying straps for fatigue-free operation

Item #

CH61800



PRIMESOURCE Silt Fence

- Utilizing a variety of filter fabrics, Grip-Rite silt fence allows water to pass through the fabric, while suspended soil particles are trapped and settle to the ground
- Features the 1" Grip-Cap plastic fastener - five fastenings per post. Grip-Caps increase holding power while reducing fastener abrasion resulting in a long lasting installation
- Fence Height: 36"
- Fence Length: 100'
- Fence Color: Black
- Stake Material: Hardwood
- Stake Height: 48"



Item #


PRMSF1273611



CORTINA SAFETY PRODUCTS GROUP

Barrier Fence

- Highly visible orange polyethylene barrier fencing
- Uv stabilized
- 4' x 100' roll



Item #

CR03-902



SONNEBORN

Maintenance of Concrete Div.3 03 01 00

Concresive® Standard LVI

Concresive® Standard LVI is a two component moisture-insensitive 100% solids low-viscosity epoxy adhesive. It penetrates cracks and voids, bonding hardened concrete to hardened concrete. It can be mixed with aggregate to make high-strength, high-modulus epoxy concrete and mortars



- Rapid strength gain: Quickly returns repaired areas to service

Item #

Size

SO51335577

15.2 oz. biaxial cartridge

SO25013230

3 gal. unit

SONNEBORN

Maintenance of Concrete

Div.3 03 01 00

Concresive® Liquid LPL

Concresive® Liquid LPL is a two component 100% solids liquid epoxy bonding adhesive
Yield:



- Smooth surfaces: 100 ft²/gallon
- Rough surfaces: 50 – 75 ft²/gallon
- Very long working time: Facilitates proper placement; ideal for warm environments
- Moisture insensitive: Bonds to damp concrete surfaces

Item #

Size

SO25013138

3 gal.



SONNEBORN Maintenance of Concrete

Div.3 03 01 00 10-61 Rapid Mortar

10-61 Rapid Mortar is a one-component shrinkage compensated cement-based mortar with an extended working time. It is designed for repairing horizontal concrete surfaces



- Extended working time: Can be used for deep or large repairs; allows repairs at elevated temperatures
- Excellent resistance to freeze/thaw: Outstanding durability
- Nongypsum based: Volume stability
- Shrinkage compensated: Minimizes cracking from drying shrinkage; reduces stress at the bondline
- Can be extended up to 100% by weight with 3/8" (10 mm) aggregate: Economical applications
- Proprietary cement blend: Bonds to carbonated and noncarbonated concrete substrates

| Item # | Size |
|------------|------------|
| SO55405340 | 50 lb. Bag |

SONNEBORN Maintenance of Concrete

Div.3 03 01 00 Acryl 60®

Acryl 60® is an acrylic-polymer emulsion mixed with Portland cement mortars, plasters, stucco, and concrete mixes to enhance their physical properties, adhesion to substrates, and durability



- Acrylic polymer: Significantly improves adhesion, cohesion, tensile, compressive, and flexural strengths of cementbased materials
- Excellent chemical and UV resistance: Promotes long-lasting repairs
- Improved freeze/thaw stability of Portland-cement-based materials: Suitable for cold climate applications
- Stable: Will not re-emulsify when exposed to water

| Item # | Size |
|-----------|--------|
| SO1006489 | 1 Gal. |
| SO1006488 | 5 Gal. |

SONNEBORN Concrete Curing

Div.3 03 35 00

Kure-N-Harden™



Kure-N-Harden™ is a water-soluble, inorganic, and silicate-based curing, hardening, sealing, and dust proofing compound. Use it for freshly placed and finished concrete and in renovation of aged concrete. It contains no VOC's.

Features:

- Protects floors during construction
- Easy application, quick drying
- Water based
- Aid for curing new concrete
- Concrete hardener
- Improved abrasion resistance

Application:

- Concrete floors and pavements
- Curing of fresh concrete
- Renovation of aged concrete
- Industrial, processing and brewing plants
- Educational, medical and nursing facilities
- Utility, public and multi-residential buildings

Location:

- Interior or exterior
- Below, at or above grade

| Item # | Size (gal.) | Yield |
|-------------|-------------|--|
| SO01844-051 | 5 | 150 – 200 ft ² /gal Coverage may vary with application method, surface conditions, and porosity |

SONNEBORN Concrete Curing

Div.3 03 35 00

Lapidolith®



Lapidolith® is a magnesium-fluorosilicate concrete hardener and dustproof that bonds chemically with the concrete to strengthen and harden floors that are porous, readily absorptive, and only moderately hard.

Features:

- Concrete hardener
- 100% reactive with the free lime in concrete
- Tightly binds together the cement, sand, and aggregate particles
- Nonfilm forming
- Compatible with most resilient tile adhesives

| Item # | Size (gal.) |
|------------|-------------|
| SO02-506-5 | 5 |

SONNEBORN Concrete Curing

Div.3 03 39 00

Kure 1315



Kure 1315 is a transparent water-based blend of acrylic polymers used to cure, seal and dustproof freshly placed and finished concrete floors. It contains no oils, saponifiable resins, waxes or chlorinated rubbers. It complies with ASTM C 1315, Type I, Class A

| Item # | Size (gal.) | Yield |
|-----------|-------------|--|
| SO1005308 | 5 | Ft ² /gallon per coat (m ² /L) |



SONNEBORN Concrete Curing

Div.3 03 39 00
Kure-N-Seal™



Kure-N-Seal™ is a transparent, sprayable, acrylic-based polymer solution that cures, seals, and dustproofs freshly placed or aged concrete in a single operation. It complies with ASTM C 309.

Features:

- Ensures high curing efficiency
- Reduces surface absorption of concrete
- Cures, seals and dustproofs
- Retains the moisture in concrete
- VOC compliant
- Compatible with a variety of carpet and tile adhesives

| Item # | Size (gal.) | Yield |
|------------|-------------|---|
| SO11-495-5 | 5 | Curing only: 200 – 400 ft ² /gallon (4.9 – 9.8 m ² /L) |

SONNEBORN Concrete Curing

Div.3 03 39 00
Kure-N-Seal™ WB



Kure-N-Seal™ WB is a waterborne, acrylic, 15% solids, and transparent curing, sealing, and dustproofing compound. Apply it on damp or dry surfaces of freshly placed and finished concrete, aged floors, and exposed aggregate.

| Item # | Size (gal.) | Yield |
|-----------|-------------|---|
| SO1005314 | 5 | Ft ² /gallon per coat (m ² /L): |

SONNEBORN Concrete Curing

Div.3 03 39 00
Kure-N-Seal™ 30



Kure-N-Seal™ 30 is a transparent, 30% solids, solvent-based, acrylic curing membrane. Apply it to damp or dry surfaces to provide a high-gloss finish.

| Item # | Size (gal.) | Yield |
|-----------|-------------|---|
| SO1005300 | 5 | For curing only, 1 coat may be sufficient; 2 coats, however, will give best results. To seal and dustproof, 2 coats are required. |

SONNEBORN Concrete Curing Div.3 03 39 00 Kure-N-Seal® 25 LV



Kure-N-Seal™ 25 LV is a transparent, low-viscosity, 25% solids, VOC compliant, solvent-based acrylic curing, sealing and dustproofing compound designed for better application at cool temperatures. Its semi-gloss finish provides good UV resistance and gloss retention

- Curing compound: Efficiently retains moisture for freshly placed concrete; ensures proper strength development; minimizes shrinkage cracking
- Low viscosity: Provides better application at cool temperatures
- Sealer and dustproof: Makes surfaces easier to clean and maintain
- Semi-gloss appearance: Surfaces look newer and brighter
- Abrasion resistant: Withstands foot traffic; provides extended wear
- Compatible with a variety of adhesives: Can be tiled or carpeted over
- 25% solids by weight: Economical, VOC compliant

| Item # | Size |
|------------|--------------|
| SO51678592 | 5 gal. pail |
| SO51378645 | 55 gal. drum |

SONNEBORN Concrete Curing Div.3 03 39 00 Kure-N-Seal® W



Kure-N-Seal™ W is a transparent, acrylic, 20% solids, and water-based curing, sealing, and dustproofing compound. Use it on both freshly placed and finished concrete and aged concrete floors

- Curing compound: Efficiently retains moisture for freshly placed concrete; ensures proper strength development; minimizes shrinkage, cracking

| Item # | Size |
|------------|--------------|
| SO51679069 | 5 gal. pail |
| SO51679016 | 55 gal. drum |

SONNEBORN Concrete Curing Div.3 03 39 00 Sonosil®



Sonosil® is a clear water-soluble, sodium-silicate-based hardening and dustproofing compound. It is easy to apply, leaves no residue, dries quickly, and is available with fugitive red dye for even application

- Residue free: Compatible with most resilient floor-covering adhesives

| Item # | Size |
|------------|--------------|
| SO51707265 | 5 gal. pail |
| SO51707212 | 55 gal. drum |



SONNEBORN
Concrete Curing
Div.3 03 39 00
Kure 200W



- Kure 200W is a water-based polymer and wax-emulsion curing and sealing compound. It helps concrete surfaces obtain maximum strength and greater wear resistance. When applied at 300-400ft²/gallon (7.44-9.8 m²/L), it meets the moisture retention requirements of ASTM C 309, Type 1, specification for liquid membrane-forming curing compounds
- Ensures high curing efficiency: Allows concrete to attain full strength potential

| Item # | Size |
|---------------|--------------|
| SOKURE200W-5 | 5 gal. pail |
| SOKURE200W-55 | 55 gal. pail |

SONNEBORN
Concrete Curing
Div.3 03 39 00
Acryseal HS



Acryseal HS is a clear 100% acrylic solvent-based concrete sealing compound. It can be used to cure and seal freshly placed concrete or Sonosshield® Decorative Coatings. It meets EPA VOC regulations

- Retains moisture for freshly placed concrete: Ensures proper strength development

| Item # | Size |
|------------|-------------|
| SO51656862 | 5 gal. pail |

SONNEBORN
Concrete Curing
Div.3 03 39 00
Konductokure®



Konductokure® is made of hard resinous wax suspended in a resinous conductive membrane. It allows the floor to develop maximum potential strength while keeping moisture sealed during the curing period. After curing, Konductokure® need not be removed but can be polished to a wax-like finish

- Effectively cures concrete: Reduces shrinkage cracking

| Item # | Size |
|----------------|-------------|
| SOKONDUCTOKURE | 5 gal. pail |

SONNEBORN
Non-Metallic Non-Shrink Grout
Div.3 03 62 13
Masterflow® 928



Masterflow® 928 grout is a hydraulic cement-based mineral-aggregate grout with an extended working time. It is ideally suited for grouting machines or plates requiring precision load-bearing support

Yield:

One 55 lb bag mixed with approximately 1.26 gallons of water, yields approximately 0.50 ft³ of grout

- Extended working time: Ensures sufficient time for placement
- Can be mixed at a wide range of consistencies: Ensures proper placement under a variety of conditions
- Freeze/thaw resistant: Suitable for exterior applications
- Hardens free of bleeding, segregation, or settlement shrinkage: Provides a maximum effective bearing area for optimum load transfer
- Contains high-quality, well-graded quartz aggregate: Provides optimum strength and workability
- Sulfate resistant: For marine, wastewater, and other sulfate-containing environments

| Item # | Size |
|------------|------------|
| SO51681772 | 55 lb. Bag |

SONNEBORN
Metallic Non-Shrink Grouting
Div.3 03 62 16
Embecco® 885



Embecco® 885 is a cement-based metallic-aggregate grout with an extended working time. It is ideally suited for grouting machines or plates requiring optimum toughness and precision load-bearing support, including machine bases subject to thermal movement. Embecco® 885 grout meets the requirements of ASTM C 1107 and the U.S. Army Corp of Engineers CRD C 621, Grades B and C

| Item # | Size |
|------------|------------|
| SO51670854 | 55 lb. bag |

SONNEBORN
Epoxy Grouting
Div.3 03 63 00
Masterflow® 648 CP



Masterflow® 648 CP is a highperformance epoxy grouting material for support of heavy equipment. It ensures the proper transmission of static and dynamic loads to the equipment foundation

| Item # | Size |
|------------|--------------|
| SO648CPKIT | 230 lb. unit |



SONNEBORN
Epoxy Grouting
Div.3 03 63 00

Masterflow® 648 CP Plus

Masterflow® 648 CP Plus grout is a three-component modified epoxy-resin-based grout with variable fill rates. Masterflow® 648 CP Plus combines high-temperature performance and crack resistance with outstanding flow characteristics



| Item # | Size |
|------------|--------------|
| SO25013038 | 216 lb. unit |

SONNEBORN
Epoxy Grouting
Div.3 03 63 00

Masterflow® 668B
Chock Grout

Masterflow® 668B Chock Grout is a three-component modified epoxyresin-based grout. It is used where high-performance properties are required in less-accessible spaces subject to thermal shock and high vibrations. It can be placed from 1/2 – 3" (12.5 – 76 mm) thick on a base-grout pour, directly to the concrete or steel to steel



| Item # | Size |
|-------------|---------------|
| SO668BCHOCK | 60.6 lb. unit |

SONNEBORN
Epoxy Grouting
Div.3 03 63 00

Masterflow® MP

Masterflow® MP grout is a three component epoxy grout. It is used for anchoring bolts and rebar, for baseplate support, and for general repair of concrete structures and surfaces

- High early and 7-day strengths: Rapid return of equipment to service



| Item # | Size |
|------------|-------------|
| SO25013586 | 2 ft.Š unit |

SONNEBORN
Industrial Sealers

Div.3 03 40 00

Cast-Off®

Cast-Off® is a solvent-based, VOC compliant, non staining form-release agent.

Features:

- Water-resistant chemical barrier
- No residue transfer
- Compatible with conventional mix designs
- Alkali resistant
- Safe for wood fibers
- VOC compliant
- Reduced rust on steel forms and equipment
- Placement up to 5 weeks before concrete



| Item # | Size (gal.) |
|------------|-------------|
| SO17-160-5 | 5 |

SONNEBORN
Industrial Underlayment

Div.7 07 10 00

Sonoshield® DBS 6200

DBS 6200 constitute a series of polypropylene drain board systems that significantly reduce the amount of water coming into contact with the waterproofing membranes, relieve hydrostatic pressure, and extend the life of the waterproofing system. DBS 6200 incorporates a plastic sheet adhered to the back surface of the drain core, offering a protective layer that prevents die cutting of the waterproofing membrane.



| Item # | Size | Yield |
|-----------|--------------|--|
| SO1020553 | 4x50 ft roll | 200 ft ² (18 m ²) per 4 by 50 ft. (1.2 by 15.2 m) roll |

SONNEBORN
Industrial Dampproofing

Div.7 07 11 00

Hydrocide® 600, 700

Hydrocide® 600, 700 are cold-applied water-based

emulsified-asphalt dampproofing and vapor-retarding coatings for use on "green" or slightly damp surfaces.

Hydrocide® 600 is fiber-free for application by brush or spray.

Hydrocide® 700 is reinforced with long fibers for application by trowel.



| Item # | Size (gal.) |
|------------|-------------|
| SO1001729 | 5 |
| SO26-435-5 | 5 |



SONNEBORN Dampproofing

Div.7 07 11 00

Mastics

Sonoshield® Mastics are cold-applied solvent-based dampproofing and vapor-retarding coatings for use on dry, cured surfaces

Mastic contains long fibers for trowel application

Semi-Mastic contains short fibers for brush or spray application

128 Spray Mastic contains selected fibers for spray application (or trowel at low temperature)

648 Mastic is fiber-free for application by brush or spray



| Item # | Size |
|----------------------|--------------|
| SOMASTIC-5 | 5 gal. pail |
| SOMASTIC-50 | 50 lbs. |
| SOMASTIC-55 | 55 gal. drum |
| SOMASTIC-548 | 548 lbs. |
| SOSEMI-MASTIC-5 | 5 gal. pail |
| SOSEMI-MASTIC-42 | 42 lbs. |
| SOSEMI-MASTIC-55 | 55 gal. drum |
| SOSEMI-MASTIC-460 | 460 lbs. |
| SO648MASTIC-5 | 5 gal. pail |
| SO648MASTIC-42 | 42 lbs. |
| SO648MASTIC-55 | 55 gal. drum |
| SO648MASTIC-460 | 460 lbs. |
| SO128SPRAYMASTIC-55 | 55 gal. drum |
| SO128SPRAYMASTIC-534 | 534 lbs. |

SONNEBORN Industrial Sealants

Div.7 07 14 00

Sonoshield® HLM 5000®

HLM 5000® is a one-component, moisture-curing, bitumen-modified polyurethane elastomeric waterproofing membrane for exterior below-grade or between-slab applications. HLM 5000® comes in a variety of grades for different applications: HLM 5000® SL (self-leveling) is formulated for application by squeegee to horizontal areas. HLM 5000® S (spray) is a specially formulated version of 5000T for spray application. HLM 5000® R (roller) is formulated for application by roller to vertical and some horizontal surfaces.



| Item # | Size (gal.) | Type |
|--------------|-------------|------------|
| SO30-484-5 | 5 | Roller |
| SO30-485-051 | 5 | Self Level |
| SO30-486-5 | 5 | Spray |

SONNEBORN Cementitious Waterproofing

Div.7 07 16 00

Thoroseal®

Thoroseal® is a Portland-cementbased coating for concrete and masonry that resists both positive and negative hydrostatic pressure.

Polymer-modified with Acryl 60®, Thoroseal® creates a low-maintenance and highly durable waterproof barrier

- Waterproof: Protects building interiors from dampness and moisture damage



| Item # | Size |
|----------------|--------|
| SOThoroseal-10 | 10 lb. |
| SOThoroseal-30 | 30 lb. |
| SOThoroseal-50 | 50 lb. |
| SOThoroseal-60 | 60 lb. |

SONNEBORN Cementitious Waterproofing

Div.7 07 16 00

Thoroseal® 550i

Thoroseal® 550i is a ready-to-use polymer-modified cement-based coating. It is used to waterproof and protect concrete, mortar, and masonry surfaces requiring either positive- or negative-side waterproofing. Thoroseal® 550i can be applied by low-pressure spraying or hand troweling



| Item # | Size |
|------------|------------|
| SO51719667 | 55 lb. bag |

SONNEBORN Cementitious Waterproofing

Div.7 07 16 00

Flextight™

Flextight™ is an acrylic-modified, Portland cement-based flexible waterproofing membrane for concrete and masonry. Use it above or below grade on interior or exterior surfaces



| Item # | Size |
|------------|------------------|
| SO57474990 | 5 Gal. pails kit |



SONNEBORN
**Cementitious
Waterproofing**
Div.7 07 16 00
Tegraproof®



Tegraproof® is a crystalline capillary waterproofing coating for concrete. It is designed for coating applications both above and below grade

- Withstands positive and negative hydrostatic pressure, Dual-sided waterproofing
- Resists de-icing salts: Suitable for winter environments

| Item # | Size | Color |
|------------|-------------|-------|
| SO51710498 | 55 lb. pail | Gray |
| SO51710551 | 55 lb. pail | White |

SONNEBORN
Cementitious Waterproofing
Div.7 07 16 10
Thorseal® Foundation Coating



Thorseal® Foundation Coating is a waterproof Portland-cement-based coating for below-grade exterior concrete and masonry surfaces. Polymer-modified with Acryl 60®, Thorseal® Foundation Coating creates a cost-effective durable waterproofing barrier

| Item # | Size |
|------------|-------------|
| SO51719773 | 50 lb. bag |
| SO51719826 | 60 lb. pail |

SONNEBORN
Industrial Sealers
Div.7 07 19 16
Hydrozo® Silane 40 VOC



Hydrozo® Silane 40 VOC is a clear, breathable, solvent-based, VOC-compliant, greater than 40% alkylalkoxysilane penetrating sealer. It penetrates deeply and chemically reacts with concrete to form a long-lasting water-repellent surface.

| Item # | Size (gal.) | Yield |
|-----------|-------------|---|
| SO1007072 | 5 | Poured in place and precast concrete: 125 – 225 ft ² /gallon |

SONNEBORN
Water Repellents
Div.7 07 19 16
Hydrozo® 100 Plus



Hydrozo® 100 Plus is a clear, breathable, high-performance, clear, 100% silane sealer with an oliophobic additive for protecting new and existing concrete surfaces. It penetrates deeply, sealing out water, chloride ions, and acids—reducing staining caused by motor oils, grease, and food

| Item # | Size |
|------------|--------------|
| SO51677744 | 5 gal. pail |
| SO51677691 | 55 gal. drum |

SONNEBORN
Industrial Sealant
Div.7 07 92 00
SL 1™



SL 1™ is a one-component nonpriming, self-leveling elastomeric polyurethane designed for expansion joints in concrete floors and decks. Use it where flexibility as well as abrasion and puncture resistance are required.

| Item # | Size (oz.) | Color | Pack |
|---------------|------------|-----------|------|
| SO35-913-1/10 | 11 | Limestone | 30 |
| SO35-913 | 30 | Limestone | 12 |

SONNEBORN
Joint Sealants
Div.7 07 92 00
Sonolastic® TX 1



TX 1 is a one-component, texturized, moisture-curing, gun-grade polyurethane sealant. It requires no mixing and typically requires no priming on common building materials. TX 1 has a textured appearance, which blends well with masonry substrates.

- One component: Requires no mixing; saves on labor
- Gun grade: Does not sag in vertical joints
- Weather resistant: Produces long-lasting weather-tight seals
- Accepts joint movement of $\pm 25\%$: Keeps moving joints tight
- High-quality polyurethane polymer: Resists age hardening

| Item # | Color | Size |
|------------|---------|----------------|
| SO55395429 | ALU GRY | 10.14 oz. tube |
| SO55395482 | BLK | 10.14 oz. tube |
| SO55395535 | BUF | 10.14 oz. tube |
| SO55395588 | IVR | 10.14 oz. tube |
| SO55395641 | MED BRZ | 10.14 oz. tube |
| SO55395694 | NAT STN | 10.14 oz. tube |
| SO51721310 | NAT STN | 20 oz. sausage |
| SO55395747 | OFF WHT | 10.14 oz. tube |
| SO55395853 | SPE BRZ | 10.14 oz. tube |
| SO55395906 | STN | 10.14 oz. tube |
| SO51721363 | STN | 20 oz. sausage |
| SO55395959 | WHT | 10.14 oz. tube |



SONNEBORN Joint Sealants

Div.7 07 92 00 SONOLASTIC® NP 2™

NP 2™ is a three-component, highly flexible, nonpriming, high-performance polyurethane sealant. It has been successfully tested for joint movement of plus or minus 50%. Choose from 40 popular stock colors and 470 standard colors

- Elastomeric, movement capability of $\pm 50\%$: Adds protection against unanticipated movement
- Resistant to weather, airborne pollutants, and chemicals: Long-lasting performance on all applications
- Superior adhesion: Requires no primer on many construction materials
- NP 2™ accelerator available: Use for cold climate applications; speeds initial cure
- Sonneborn® Color Portfolio available: Choose from 463 custom colors
- Excellent gunability over a broad temperature range: Speeds application
- Nonstaining: Use where aesthetics are a primary concern
- UL listed: Passes 4 hour, 4 inch, fire and hose stream test when used with Ultra Block® or mineral
- Suitable for water immersion: Documented performance in wet areas



| Item # | Size |
|------------|--------------|
| SO53354453 | 1½ gal. unit |
| SO50150022 | 3 gal. unit |

SONNEBORN Industrial Sealants

Div.7 07 92 00 Primer 733

Primer 733 is a quick-drying solvent-based primer for priming joints and substrates before application of Sonolastic® NP 1™, TX 1, NP 2™, Ultra, SL 1™, SL 2™, and Sonolastic® 150 series sealants.



| Item # | Size (pints) | Pack |
|----------|--------------|------|
| SO46-733 | 1 | 12 |

SONNEBORN Joint Sealants

Div.7 07 92 00 Sonolastic® SL 2™

SL 2™ is a multi-component, selfleveling, elastomeric polyurethane sealant that is mixed and poured in place. When cured, it forms a tough, resilient joint seal that resists penetration, abrasion, and remains flexible when exposed to weather and aging



- Movement capability $\pm 25\%$: Expands and contracts with joint movement
- Abrasion resistant: Handles pedestrian and vehicular traffic
- Penetration resistant: Withstands pressure from pointed objects
- Resilient: Resists permanent deformation
- Resistant to weathering and aging: Provides long-lasting durability
- Service range from -40 to 180° F (-40 to 82° C): Suitable for all climates
- Available in custom colors: Can be color matched to any substrate
- Self-leveling and slope grades: Provides application versatility
- Suitable for water immersion: Documented performance in wet areas

| Item # | Size |
|------------|----------------|
| SO55403273 | 1[2] gal. unit |
| SO55403379 | 3 gal. unit |

SONNEBORN Joint Sealants

Div.7 07 92 00 Sonolac®

Sonolac® is a siliconized acrylic-latex gun-grade caulk for use in general purpose exterior and interior applications

Yield:

Approximate yield for 1/4 by 1/4" joints: 24.4 lineal ft per cartridge

- Siliconized: Provides optimum adhesion
- One component: Easy to apply; saves labor
- Nonstaining, nonbleeding: Maintains original appearance
- Dry on surface within 30 minutes: Readily paintable; speeds jobsite production
- Water based: Easy to clean up with water
- Lasting flexibility: Provides a durable seal



| Item # | Size | Color |
|----------|----------------|-------|
| SO45-471 | 10.14 oz. tube | White |



SONNEBORN
Joint Sealants
Div.7 07 92 00

Expansion Joint Filler

Sonolastic® Expansion-Joint Filler is a lightweight, resilient, superior-grade polyethylene closed-cell backing for use in expansion joints in traffic-bearing substrates. It has extremely low moisture absorption and readily accepts joint movement

- Lightweight and economical: Less expensive than conventional joint fillers
- Closed-cell polyethylene: Extremely low moisture absorption; helps keep moisture from reaching the back side of joint sealants
- Resilient: Readily accepts joint movement
- Non-impregnated, non-staining, and non-bleeding: Will not discolor sealants or architectural substrates
- Inert: Compatible with cold-applied sealants
- Easy to cut: Not sticky in summer or brittle in winter
- No bondbreaker required: Sealants will not adhere to Expansion-Joint Filler
- Available in a variety of sizes: Provides better performance in all joint sizes
- Ease of installation and peel-off top: Significant cast and time savings

| Item # | Size | Cuts | Pkg Qty |
|------------|---------------|------|----------------|
| SOEJF1440 | 1/4"x4'x100' | none | 400ft.δ/bag |
| SOEJF1454 | 1/4"x5'x100' | 4" | 500 ft.δ/bag |
| SOEJF1456 | 1/4"x5'x100' | 6" | 500 ft.δ/bag |
| SOEJF14568 | 1/4"x56"x100' | 8" | 467 ft.δ/bag |
| SOEJF3840 | 3/8"x4'x50' | none | 200 ft.δ/bag |
| SOEJF3854 | 3/8"x5'x50' | 4" | 250 ft.δ/bag |
| SOEJF3856 | 3/8"x5'x50' | 6" | 250 ft.δ/bag |
| SOEJF38568 | 3/8"x56"x50' | 8" | 233.5 ft.δ/bag |
| SOEJF1240 | 1/2"x4'x50' | none | 200 ft.δ/bag |
| SOEJF1254 | 1/2"x5'x50' | 4" | 250 ft.δ/bag |
| SOEJF1256 | 1/2"x5'x50' | 6" | 250 ft.δ/bag |
| SOEJF12568 | 1/2"x56"x50' | 8" | 233.5 ft.δ/bag |
| SOEJF3440 | 3/4"x4'x9' | none | 540 ft.δ/bag |
| SOEJF144 | 1"x4'x9' | 4" | 360 ft.δ/bag |

SONNEBORN
Industrial Sealants
Reducer 990

- Used primarily to thin first coats on cementitious floors
- Cleans up tools and equipment

| Item # | Size (gal.) |
|------------|-------------|
| SO50-990-1 | 1 |

SONNEBORN
Industrial Sealant
Div.7 07 92 00
Sonolastic® NP 1™

NP 1™ is a one-component, high-performance, nonpriming, gun-grade, elastomeric polyurethane sealant. It requires no mixing and typically requires no priming to bond to many materials, including concrete and masonry.

Features:

- Ready to use
- Joint movement capability ±35%
- Easy to gun and tool
- No primer required for most construction materials
- Weather resistantPackaging
- Wide temperature-application range
- Compatible with nonrigid coatings
- Superior holding power
- UL listed
- Suitable for water immersion
- Low VOC content

Application:

- Expansion joints, Curtain wall construction, Panel walls, Precast units, Aluminum and wood window frames, Roofing, Fascia, Parapets, Structural components, Vinyl siding, Wastewater treatment plants, Dams, Spillways and storm drains, Wetwells and manholes



| Item # | Size | Color | Pack |
|------------|-------------------|-------------------|------|
| SO32-957 | 10.1 oz cartridge | Special Bronze | 30 |
| SO32-957PP | 20 oz sausage | Special Bronze | 20 |
| SO32-961 | 10.1 oz cartridge | White | 30 |
| SO32-961PP | 20 oz sausage | White | 20 |
| SO32-962 | 10.1 oz cartridge | Off White | 30 |
| SO32-963 | 10.1 oz cartridge | Limestone | 30 |
| SO32-963PP | 20 oz sausage | Limestone | 20 |
| SO32-964 | 10.1 oz cartridge | Stone | 30 |
| SO32-964PP | 20 oz sausage | Stone | 20 |
| SO32-965 | 10.1 oz cartridge | Tan | 30 |
| SO32-965PP | 20 oz sausage | Tan | 20 |
| SO32-966 | 10.1 oz cartridge | Black | 30 |
| SO32-966PP | 20 oz sausage | Black | 20 |
| SO32-967 | 10.1 oz cartridge | Aluminum Gray | 30 |
| SO32-967PP | 20 oz sausage | Aluminum Gray | 20 |
| SO32-968 | 10.1 oz cartridge | Medium Bronze | 30 |
| SO32-968PP | 20 oz sausage | Medium Bronze | 20 |
| SO32-969 | 10.1 oz cartridge | Redwood Tan | 30 |
| SO32-970 | 10.1 oz cartridge | Hunter Green | 30 |
| SO32-971 | 10.1 oz cartridge | Anodized Aluminum | 30 |



SONNEBORN
Joint Sealants
Div.7 07 92 00
Sonolastic® 150

Sonolastic® 150 with VLM Technology is a premium, very low-modulus, high-movement, nonsag, fast-curing, ready to-use, silyl-terminated polyether sealant. It combines the best qualities of organic and silicone sealants to keep moving joints weathertight



- Superior Adhesion: Long term Bond – reduced call backs
- Very low modulus: Accommodates extreme joint movement (100% extension in EIFS joints with little stress on bond line)
- Compatible with nonrigid coatings: May be painted soon after installation
- Easy to gun and tool: Speeds application; makes neater joints
- Ready-to-use 1 component: Reduces labor; speeds application
- Wide temperature application range: Use in all climates
- Weather resistant: Provides long-lasting weathertight seals
- Fast curing: Speeds jobsite production
- Nonstaining: Use safely on stone and other sensitive substrates
- Mildew resistant: Does not support mildew growth; offers low-odor alternative for sanitary areas
- Available in ProPaks: Reduces jobsite waste; lowers disposal costs
- Very low VOC's (2 g/L): Meets all State and Federal regulations

| Item # | Color | Size |
|------------|----------------|-----------|
| SO51703714 | Aluminum Gray | 10.14 oz. |
| SO51703820 | Black | 10.14 oz. |
| SO51704032 | Limestone | 10.14 oz. |
| SO51704138 | Medium Bronze | 10.14 oz. |
| SO51704244 | Off White | 10.14 oz. |
| SO51704350 | Redwood Tan | 10.14 oz. |
| SO51704562 | Slate | 10.14 oz. |
| SO51704668 | Special Bronze | 10.14 oz. |
| SO51704774 | Stone | 10.14 oz. |
| SO51704880 | Tan | 10.14 oz. |



VINYLEX
Waterstop
PVC Compound

Vinylex Waterstop is a specially formulated polyvinyl chloride (PVC) compound manufactured from virgin materials as is evidenced by its natural color that fulfills all properties desirable for a waterstop. The material is tough, flexible, resilient, chemically inert, is not affected by weathering, low temperatures, or constant immersion in water. It will withstand rough treatment during installation, yet is relatively easy to install and splice.



Item #
VXD6316



TARGET
Portland Expanding Grout



- TARGET® Portland Expanding Non-Shrink Grout consists of accurately weighed Portland cement, non-metallic aggregate, expanding agents and admixtures
- These materials are pre-blended, and require only mixing with water before use.
- In normal working temperature ranges of 10°C to 30°C (50°F to 86°F), the grout has a slight expansion prior to final set and is designed for use at dry pack, plastic, flowable or fluid consistencies.
- It also contains other admixtures to give non-shrink properties after final set has occurred to meet the requirements of ASTM 1107, Grade C, and US Corps of Engineers Specification CRD-C621.
- The grout contains no chlorides or other admixtures, which could aggravate corrosion of reinforcing steel or prestressing steel cables.
- 25 kg (55 lb) 56 bags/pallet
- On request, this product can be manufactured using Type V (Type 50) Portland cement for applications requiring improved sulphate resistance.
- Approximate water requirements are:
 - Dry Pack= 0.86 to 0.92 US gal/55 lb bag
 - Plastic= 1.36 US gal/55 lb bag
 - Flowable= 1.49 US gal/55 lb bag
 - Fluid= 1.65 US gal/55 lb bag
- Comprehensive Strength (psi) at 24 hrs with mix consistency of fluid: 1,410
- Comprehensive Strength (psi) at 3 days with mix consistency of fluid: 3,650
- Comprehensive Strength (psi) at 7 days with mix consistency of fluid: 5,280
- Comprehensive Strength (psi) at 28 days with mix consistency of fluid: 7,080
- Comprehensive Strength (psi) at 24 hrs with mix consistency of flowable: 2,460
- Comprehensive Strength (psi) at 3 days with mix consistency of flowable: 4,160
- Comprehensive Strength (psi) at 7 days with mix consistency of flowable: 6,020
- Comprehensive Strength (psi) at 28 days with mix consistency of flowable: 7,820
- Comprehensive Strength (psi) at 24 hrs with mix consistency of plastic: 3,190
- Comprehensive Strength (psi) at 3 days with mix consistency of plastic: 6,960
- Comprehensive Strength (psi) at 7 days with mix consistency of plastic: 7,580
- Comprehensive Strength (psi) at 28 days with mix consistency of plastic: 8,770
- Comprehensive Strength (psi) at 24 hrs with mix consistency of dry-pack: 6,680
- Comprehensive Strength (psi) at 3 days with mix consistency of dry-pack: 10,570
- Comprehensive Strength (psi) at 7 days with mix consistency of dry-pack: 11,510
- Comprehensive Strength (psi) at 28 days with mix consistency of dry-pack: 13,200

Item #
TG9991110



POLY-AMERICA INC

Visqueen Sheeting



- Visqueen, Polyethylene Sheeting


| Item # | Size (ft.) | Thickness (mil) | Color |
|--------|------------|-----------------|-------|
| PO212C | 12x200 | 2 | Clear |
| PO406C | 6x100 | 4 | Clear |
| PO408C | 8x100 | 4 | Clear |
| PO410B | 10x100 | 4 | Black |
| PO410C | 10x100 | 4 | Clear |
| PO420B | 20x100 | 4 | Black |
| PO420C | 20x100 | 4 | Clear |
| PO610C | 10x100 | 6 | Clear |
| PO620B | 20x100 | 6 | Black |
| PO620C | 20x100 | 6 | Clear |
| PO620W | 20x100 | 6 | White |

Flame Retardant

| | | | |
|---------|--------|---|-------|
| PO420FR | 20x100 | 4 | White |
| PO620FR | 20x100 | 6 | White |



RAVEN INDUSTRIES Reinforced Enclosure Films Dura-Skrim™



- Constructed with a high strength polyethylene film and heavy-duty scrim reinforcement, laminated together with a layer of molten polyethylene
- Generous amount of reinforcement in our string reinforced poly, string pattern is uniform and offers tear resistance in both machine and transverse directions
- Sheeting that resists puncturing and responds to tears immediately by surrounding and stopping the tear
- 6 mil thickness

| Item # | Size (ft.) |
|---------------|-----------------------|
| RNR5CC20100 | 20x100 |
| RNR5CC40100 | 40x100 |
| RNR5CC20100FR | 20x100 Fire Retardant |

RAVEN INDUSTRIES

Underslab Vapor Retarder/Barrier

VaporBlock™

- VaporBlock™ is a high performance underslab vapor retarder designed to retard moisture migration through concrete slabs-on-grade
- This products is made from state-of-the-art polyethylene resins that provide superior physical and performance properties that far exceed ASTM E-1745 (Plastic Water Vapor Retarders Used in Contact with Soil or Granular Fill Under Concrete Slabs) Class A, B, and C requirements
- High tensile strength, unequaled puncture resistance, low moisture vapor permeability as well as resistance to decay
- Impedes the transmission of water vapor from traveling upward through a concrete slab-on-grade or through a concrete wall when properly installed, it is extremely important to avoid puncturing a vapor retarder during installation to assure proper performance
- Protect your flooring and other moisture sensitive furnishings in your building's interior from moisture migration
- Can also greatly reduce condensation, mold and degradation by controlling water vapor migration
- Blue is the standard color option for VaporBlock™
- All rolls are folded and rolled on heavy-duty cores for ease in handling and installation
- Installation instructions and ASTM E-1745 classifications accompany each roll
- ASK AN EDGE SALES REP FOR DETAILED SPECS



| Item # | Thickness (mil) | Size (ft.) | Classification | Tensile Strength (New Material) (lbs/in) | Tensile Strength (After Exposure) (lbs/in) | Puncture Resistance (g) | Max Use Temp (°F) | Min Use Temp (°F) | Permeance |
|--------|-----------------|------------|-----------------|--|--|-------------------------|-------------------|-------------------|-----------|
| RNVB10 | 10 | 15x200 | Class A, B, & C | 52 | 53 | 2,600 | 180 | -70 | .0146 |
| RNVB15 | 15 | 12x200 | Class A, B, & C | 88 | 82 | 4,000 | 180 | -70 | .009 |

WWW.edgecs.com



RAVEN INDUSTRIES

Underslab Vapor Retarder/Barrier With 10% Recycled Content


Vapor Block® G™

VaporBlock®G™ is a high performance 3-layer co-extruded underslab vapor barrier containing post-consumer recycled content in the core layer

- Outer layers are made from state-of the-art polyethylene resins that provide superior physical and performance properties far exceeding ASTM E-1745 (Plastic Water Vapor Retarders Used in Contact with Soil or Granular Fill Under Concrete Slabs) Class A, B and C requirements

VaporBlockG can help achieve a higher LEED rating by qualifying for Credit 4 (Recycled Content) of Materials and Resources by containing a minimum of 10% post-consumer recycled polyethylene for 1 LEED point on qualifying projects

- Select recycled polyethylene provides an excellent raw material that would otherwise be manufactured from virgin materials and at the same time preserves landfill space.
- Excellent tensile strength, very low permeability and puncture resistance that is almost twice the requirement of ASTM E1745-11



| Item # | Thickness (mil) | Size (ft.) | Classification | Tensile Strength (New Material) (lbs/in) | Tensile Strength (After Exposure) (lbs/in) | Puncture Resistance (g) | Max Use Temp (°F) | Min Use Temp (°F) | Permeance |
|----------|-----------------|------------|-----------------|--|--|-------------------------|-------------------|-------------------|-----------|
| RNVBGL15 | 15 | 12x200 | Class A, B, & C | 50 | 50 | 4,000 | 180 | -70 | .0134 |

RAVEN INDUSTRIES

Underslab Vapor Retarder Seam Tape

VaporBlock™

- White single-sided tape combines a heavy-duty, weather-resistant polyethylene backing with an aggressive rubber adhesive
- Typical applications include vapor retarders, covers and liners



| Item # | Size (ft.) |
|--------------|--------------|
| RNVAPOR BOND | 4 x 210 roll |

PRIMESOURCE

Poly Tarps

- Woven polyethylene with coating on both sides
- All edges roped and fully hemmed
- Rust-free grommets every three feet
- 8x8 scrim, 70 gram per square meter



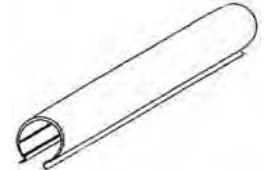
| Item # | Size (ft.) |
|---------|------------|
| TWT0608 | 6X8 |
| TWT0810 | 8X10 |
| TWT1012 | 10X12 |
| TWT1216 | 12X16 |
| TWT1220 | 12X20 |
| TWT1620 | 16X20 |
| TWT2030 | 20X30 |
| TWT2040 | 20X40 |



THE WIND CLIP COMPANY

Scaffold Wind Clip

- Used to securely fasten plastic to scaffolding



Item #
WC



SURFACE SHIELDS

Floor Shield™



- Self-adhering protective film for hard surfaces, tile, vinyl, VCT, laminates, marble, granite, and factory-finished hardwood
- Ideal for use during construction, remodeling, plumbing and electrical work and painting
- Reduces damage claims and clean up time, resists ripping and tearing
- Does not shift like paper and it applies and removes easily

| Item # | Desc. |
|-----------|-------------------------|
| SFFS24200 | 24"x 200' Reverse Wound |



SURFACE SHIELDS Carpet Shield®

- Clear, self-adhering protective film for all types of carpeting
- Uniquely formulated adhesive system adheres to all carpet substrates
- Special blend of polyethylene is highly resistant to tears or punctures
- Reverse wound for easy application
- Great protection during remodeling, painting, moving, model home tours and parties



| Item # | Desc. |
|------------|-------------------------|
| SFCS24200W | 24"x 200' Reverse Wound |
| SFCS36200W | 36"x 200' Reverse Wound |
| SFCS36500 | 36"x 500' Reverse Wound |

Accessories

| | |
|---------|--------------------------------|
| SFA2436 | Applicator for 24" & 36" rolls |
|---------|--------------------------------|

SURFACE SHIELDS Clean Mat

- Polyethylene film mat with a tacky surface that removes dust and dirt from footwear
- Each mat contains 30 sheets which are tabbed for easy removal of each layer
- Clean mat stays firmly in place and is easy to use and dispose of
- Do not adhere to carpeted surfaces



| Item # | Size (in.) | Color |
|--------------|------------|-------|
| SFCM2436 | 24 x 36 | White |
| SFCM2436BLUE | 24 x 36 | Blue |
| SFCM3636 | 36 x 36 | White |
| SFCM3636BLUE | 36 x 36 | Blue |

SURFACE SHIELDS Step N Peel™

- Polyethylene film mat with a tacky surface that removes dust and dirt from footwear
- Each mat contains 30 sheets which are tabbed for easy removal of each layer
- Sturdy re-usable surface
- Non-skid backing help secure to floors
- Do not adhere to carpeted surfaces
- Can be custom printed with your logo



| Item # | Desc. |
|---------|-----------------------------------|
| SFDG30W | 25.5"x 31.5" White On Black Frame |

Refill

| | |
|--------|----------|
| SFDGRC | 30 Layer |
|--------|----------|

SURFACE SHIELDS Builder Board

- 100% recyclable - at least 33% post consumer
- Heavy-duty, reusable temporary floor protection
- Less expensive and 1/3 the weight of 1/8" masonite
- Tough enough to be driven on - approx. 48 mil. thick



| Item # | Desc. |
|------------|----------------|
| SFBLD38100 | 38"x 100' Roll |

SURFACE SHIELDS Kraft Paper

- Preferred alternative to "Red Resin" paper
- Construction grade - 100% recyclable
- Protects floors, cabinets and counter tops from traffic, paints and spills
- Natural color

| Item # | Desc. |
|-----------|----------------|
| SFKP35166 | 36"x 166' Roll |



SURFACE SHIELDS Water Shield

- Non-staining, water resistant
- Made from a lamination of two strong kraft papers with nylon scrim reinforcement
- Does not tear under normal traffic wear and protects flooring surfaces like hardwood, laminate and tile
- Natural color

| Item # | Desc. |
|-----------|----------------|
| SFWS36300 | 36"x 300' Roll |
| SFWS60300 | 60"x 300' Roll |



SURFACE SHIELDS Pro Shield

- All purpose hard surface protection
- Absorbs many times its own weight in liquids
- Leak-proof backing
- Slip-resistant, lightweight and flexible
- Keep job site floors and carpets safe from damage and debris



| Item # | Desc. |
|----------|---------------|
| SFPS3250 | 32"x 50' Roll |



SURFACE SHIELDS Door Armor™

Protect many doors for large construction projects with Door Armor.

- Heavy duty, co-extruded film resists and prevents marks and scratches
- Has a unique resin that adheres to almost all smooth and lightly textured surfaces
- Use it on factory finished metal and wood doors composite, even glass, without the risk of adhesive residue
- Easy to apply and allows for fast application and removal



| Item # | Desc. |
|-------------|-----------------|
| SFDA106150 | 6" x 150' Roll |
| SFDA1035150 | 35" x 150' Roll |

SURFACE SHIELDS Window Shield

- Self-adhesive window film for windows and glass
- Protects against mortar stains, stucco, oversprays, residue and more
- Easy to apply and will not leave a sticky residue
- Available in short, medium and long term protection ranging from 45 days to 1 year
- Saves time, labor and money



| Item # | Color | Desc. |
|------------|-------|---|
| SFW2B12600 | Blue | 12" x 600' Short Term 30-45 Days 2pk |
| SFW2C12600 | Clear | 21" x 600' Short Term 30-45 Days |
| SFW2B24250 | Blue | 24" x 250' Short Term 30-45 Days |
| SFW2C24250 | Clear | 24" x 250' Short Term 30-45 Days |
| SFW2B24600 | Blue | 24" x 600' Short Term 30-45 Days |
| SFW2C24600 | Clear | 24" x 600' Short Term 30-45 Days |
| SFW2C36250 | Clear | 36" x 250' Short Term 30-45 Days |
| SFW3C24600 | Clear | 24" x 600' Medium Term, 3-6 Months |
| SFW4B24330 | Blue | 24" x 330' PVC Long Term, 6 Months - 1 Year |
| SFW4B36330 | Blue | 36" x 330' PVC Long term, 6 Months - 1 Year |

SURFACE SHIELDS

Cover Shield

- Provides a high level of fire retardant surface protection
- Use this heavy-duty, protective covering for a wide variety of industrial, medical, laboratory, nautical, military, and government applications
- Cover Shield rolls out quickly and easily, and is reusable
- In many cases, it can replace very expensive coverings like fire resistant plywood or door skins
- Made in ISO 9001-2000 certified facility
- Meets NFPA standards for fire retardancy
- 100% recyclable



| Item # | Color | Desc. |
|--------------|-------|------------------------|
| SFCVR1036393 | Grey | 36" x 393' Roll 10 mil |
| SFCVR2536186 | Grey | 36" x 186' Roll 25 mil |
| SFCVR4036120 | Grey | 36" x 120' Roll 40 mil |

SURFACE SHIELDS

Entry Shield

- A heavy-duty door jamb protection product that easily snaps around door frames\
- Available in a thick cardboard or plastic material that defends against dents and scratches
- Fits most door casings that are 6-8 inches wide
- Plastic version comes with a foam backing for added protection



| Item # | Color | Desc. |
|-----------|---------|---------------------------------|
| SFES45 | Gray | 45" x Plastic With Foam Backing |
| SFES6048C | Natural | 60" x Recycled Foam |
| SFES72 | Gray | 72" x Plastic With Foam Backing |

SURFACE SHIELDS

Plan Shield

- Clear, water resistant protection for architectural and important documents
- Made of an 8 mil thick durable vinyl
- Use for storage or protection on the job site, resealable



| Item # | Size (in.) |
|----------|------------|
| SFPC3042 | 30 x 42 |
| SFPC3648 | 36 x 48 |

SURFACE SHIELDS

Zip n Close® Zipper

- Creates instant access to tarps or plastics
- Pressure sensitive adhesive backing
- Used to control dust and heat loss
- Can be operated from either side
- Use 1 for a flap and 2 for wider opening
- Color: Red



| Item # | Desc. |
|--------|-----------------------|
| SFZA02 | 1.5"x 7' (2 per pack) |



SURFACE SHIELDS

Slip-on Shoe Covers

- Protect floors from dirt, scuffs, and heel marks
- Easy to use shoe covers are perfect for general construction work, open houses, as well as during inspections
- Lightweight and disposable
- One Size Fits All



| Item # | Desc. |
|-----------|-----------------------|
| SFSC300 | Blue Slip-on |
| SFSC300WR | Skid-resistant, White |

SURFACE SHIELDS

Moving Protection Sleds

Surface Sleds

- Easily moves heavy objects across carpeting
- Non-slip foam rubber top to pad heavy objects
- Extra smooth flexible bottom
- Sturdy, unbreakable construction



| Item # | Desc. |
|--------|---------------------------------|
| SFAP1 | 1' Sled (Pack Contains 4 Sleds) |
| SFAP4 | 4' Sled (Pack Contains 2 Sleds) |
| SFAP6 | 6' Sled (Pack Contains 2 Sleds) |

Accessories

| | |
|-------|-----------------------------------|
| SFAPH | Handles (Pack Contains 4 Handles) |
|-------|-----------------------------------|

SURFACE SHIELDS

Blue Multi Purpose Tape

- Holds carpet pads in place
- Holds sheet vinyl, hardwood or laminate in place
- Offers 14 day UV protection
- Has outstanding durability
- Can be used indoors or outdoors
- Removes cleanly up to 14 days after application



| Item # | Desc. |
|----------|----------------|
| SFBT2180 | 2" x 180' Roll |



ZIPWALL, LLC

ZipWall® Carrying Bag

- Made of tough polyester
- Keeps all your barrier products organized and easy to transport
- Holds the 20 foot pole and the red jack unattached



| Item # |
|-------------|
| ZWCARRY-BAG |

ZIPWALL, LLC

ZipWall® Foam Rail Kit

- An SLP™ or Kit 20 pole is required for each Foam Rail™ cross bar (poles are not included in the FR2)
- The T-Clip is used to mount the poles anywhere along the Rail (each FR2 comes with 2 T-Clips)
- The Foam Rail™ cross bars push the plastic or barrier material against the ceiling but do not hold the material securely in place, you must set up your barrier using the ZipWall® poles placed 8 to 10 feet apart which makes an incredibly secure and tightly sealed barrier



| Item # | Desc. |
|--------|---|
| ZWFR2 | (2) 5' Foam Rail cross bars & (2) T-clips |

ZIPWALL, LLC

ZipWall® Pole Kit

- The Kit 20 poles extend from 6' 9" to 20 feet and can be used in areas with a ceiling height up to 21 feet
- The spring loaded plunger called the jack screws onto the end of the pole and adds a foot of reach
- The poles can be placed 8 to 10 feet apart
- If there is any significant air movement that pushes the plastic you will need to pull them in closer together, anywhere from 4 to 8 feet
- If the poles are placed closely together you may need two or more people to attach them to the plastic and raise them into place
- The GripDisk™ slide stoppers should always be used especially on hard surfaces; two GripDisk™ slide stoppers come in every Kit 20 package



| Item # | Desc. |
|----------|---|
| ZWKIT-20 | (2) 20' extension poles, (2) spring-loaded jacks, (2) grip disks & (2) tethers |



ZIPWALL, LLC

2-Pk Barrier System

- The SLP™ poles extend from 4' 9" to 12'
- The poles can be placed 8 to 10 feet apart; if there is any significant air movement that pushes the plastic you will want to pull them in closer together
- The GripDisk™ slide stoppers should always be used, especially on hard surfaces



| Item # | Desc. |
|--------|---|
| ZWSLP2 | (2) spring loaded poles, (2) grip disks & (2) tethers |

ZIPWALL, LLC

4-Pk Barrier System

- The four SLP™ poles extend from 4' 9" to 12'
- To use the Foam Rails you will need to remove the head of the SLP™ pole by pulling the head straight off, then snap the Foam Rail onto the pole
- Each foam rail is five feet long
- The GripDisk™ should always be used, especially on hard surfaces



| Item # | Desc. |
|--------|---|
| ZW4PL | (4) SLPs, (2) Foam Rail cross bars, (4) Grip Disks, (2) ZipWall standard zippers, (1) Carry bag |

ZIPWALL, LLC Zip Wall® Zip Door™

- Creates a dust barrier when all you need to seal is the doorway
- One person can install it in under a minute
- The ZipDoor makes it easy to meet the EPA's RRP requirement for a covered doorway

Features:

- Reuse it over again
- For standard doors up to 3' x 7' or
- Made from 4 mil plastic sheeting
- Two Heavy Duty zippers pre-installed
- Includes new ZipWall double-sided tape
- Can be repositioned easily for up to 1 hour
- Includes: 1 standard ZipDoor, 1 roll of ZipWall double-sided tape, and 2 pre-installed heavy duty zippers



| Item # |
|-----------|
| ZWZIPDOOR |

ZIPWALL, LLC ZipWall® Zipper

- Makes an easy doorway through plastic barriers
- Has the smoothest glide available
- Engineered with large sturdy easy-slide teeth
- Made with 2-sided pulls for easy entry/exit to or from the barrier
- Works best in temperatures above 55 degrees Fahrenheit
- The ZipWall® Zipper Knife™ sheeting cutter does not work with this zipper



| Item # | Desc. |
|----------|---|
| ZWZIPPER | (2) 7' self-adhesive zippers & (2) tie strings to support opening |



EAGLE ENCLOSURES Stage Guard

- Made of knitted polyethylene
- Specially designed at 42" so that it can be attached to any modular, suspended scaffolding system
- Made with selvage edges along the top and bottom with an extra reinforcement at the center for easy attachments with cable ties or bungees
- Lightweight & flexible
- 1/4" openings provides air movement
- Flame retardant
- Custom sizes and colors available



| Item # | Description | Roll Size | Color | Fire Retardant |
|---------------------|--------------------------------|-----------|-------|----------------|
| EGSGN-36150-BLK-FR* | Open Mesh Knitted Polyethylene | 3'6"x150' | Black | X |
| EGSGN-36150-BLU-FR* | Open Mesh Knitted Polyethylene | 3'6"x150' | Blue | X |



EAGLE ENCLOSURES

Debris Netting

- High density knitted polyethylene mesh
- Enhanced with U.V. inhibitors
- Available in both flame and non-flame retardant
- Manufactured with knitted button holes to provide attachments for cable ties, bungee ties or tie wire
- Open weave allows air movement



| Item # | Description | Roll Size | Color | Fire Retardant |
|----------------------|--------------------------|-----------|-------|----------------|
| EGDN50-04150-BLK-FR* | 50% Knitted Polyethylene | 4'x150' | Black | X |
| EGDN50-04150-BLU-FR* | 50% Knitted Polyethylene | 4'x150' | Blue | X |
| EGDN50-08150-BLK* | 50% Knitted Polyethylene | 8'x150' | Black | |
| EGDN50-08150-BLK-FR* | 50% Knitted Polyethylene | 8'x150' | Black | X |
| EGDN50-86150-BLK* | 50% Knitted Polyethylene | 8'6"x150' | Black | |
| EGDN50-86150-BLK-FR* | 50% Knitted Polyethylene | 8'6"x150' | Black | X |
| EGDN50-86150-BLU-FR* | 50% Knitted Polyethylene | 8'6"x150' | Blue | X |
| EGDN50-86150-GRN* | 50% Knitted Polyethylene | 8'6"x150' | Green | |
| EGDN50-86150-GRN-FR* | 50% Knitted Polyethylene | 8'6"x150' | Green | X |
| EGDN50-86150-WHT* | 50% Knitted Polyethylene | 8'6"x150' | White | |
| EGDN50-86150-WHT-FR* | 50% Knitted Polyethylene | 8'6"x150' | White | X |
| EGDN50-10150-BLK* | 50% Knitted Polyethylene | 10'x150' | Black | |
| EGDN50-10150-BLK-FR* | 50% Knitted Polyethylene | 10'x150' | Black | |
| EGDN50-10150-BLU-FR* | 50% Knitted Polyethylene | 10'x150' | Blue | X |
| EGDN50-12150-BLK* | 50% Knitted Polyethylene | 12'x150' | Black | |
| EGDN50-12150-BLK-FR* | 50% Knitted Polyethylene | 12'x150' | Black | X |
| EGDN70-08150-BLK-FR* | 70% Knitted Polyethylene | 8'x150' | Black | X |
| EGDN70-08150-GRN-FR* | 70% Knitted Polyethylene | 8'x150' | Green | X |

EAGLE ENCLOSURES

Privacy Fence Netting

- Ideal for any construction site, commercial property, special event or even private residences
- Made with high-density knitted polyethylene material
- Gives 90%+ privacy blockage
- Allows for air movement and ventilation
- Manufactured with knitted button holes on the widths of the material to provide attachments for cable ties, bungee ties or tie wire
- OSHA Compliant
- U.V treated
- Custom sizes and colors available



| Item # | Description | Roll Size | Color | Fire Retardant |
|----------------------|--------------------------|-----------|------------|----------------|
| EGPF90-58150-BLK* | 90% Knitted Polyethylene | 5'8"x150' | Black | |
| EGPF90-58150-BLU* | 90% Knitted Polyethylene | 5'8"x150' | Blue | |
| EGPF90-58150-DST* | 90% Knitted Polyethylene | 5'8"x150' | Desert Tan | |
| EGPF90-58150-GRN* | 90% Knitted Polyethylene | 5'8"x150' | Green | |
| EGPF90-78150-BLU* | 90% Knitted Polyethylene | 7'8"x150' | Blue | |
| EGPF90-78150-DST* | 90% Knitted Polyethylene | 7'8"x150' | Desert Tan | |
| EGPF90-78150-GRN* | 90% Knitted Polyethylene | 7'8"x150' | Green | |
| EGPF90-10150-BLK* | 90% Knitted Polyethylene | 10'x150' | Black | |
| EGPF90-10150-BLK-FR* | 90% Knitted Polyethylene | 10'x150' | Black | X |
| EGPF90-10150-DST* | 90% Knitted Polyethylene | 10'x150' | Desert Tan | |
| EGPF90-10150-GRN* | 90% Knitted Polyethylene | 10'x150' | Green | |



EAGLE ENCLOSURES

Shrink Wrap

Heat Shrinkable

- Formulated from premium grade polyethylene with UV inhibitors and flame retardant additives
- Highly resistant to degradation from sunlight, rain, chemicals and heat
- Designed to conform to any structure
- Waterproof, seamless material
- Resistant to mildew and most chemicals
- Attaches to ANY structure



| Item # | Description | Roll Size | Color | Fire Retardant |
|---------------------|----------------------------------|-----------|-------|----------------|
| EGSW9-20100-WHT-FR* | 9 Mil Premium Polyethylene Film | 20'x100' | White | X |
| EGSW9-2662-WHT-FR* | 9 Mil Premium Polyethylene Film | 26'x62' | White | X |
| EGSW9-30100-WHT-FR* | 9 Mil Premium Polyethylene Film | 30'x100' | White | X |
| EGSW12-2075-WHT-FR* | 12 Mil Premium Polyethylene Film | 20'x75' | White | X |
| EGSW12-2662-WHT-FR* | 12 Mil Premium Polyethylene Film | 26'x62' | White | X |
| EGSW12-3270-WHT-FR* | 12 Mil Premium Polyethylene Film | 32'x70' | White | X |

EAGLE ENCLOSURES

Sound Curtains

- Temporary and permanent sound barriers that are intended to reduce noise emitted from construction sites, demolition projects, machinery and more
- Made of vinyl coated polyester and stitched with padded fiberglass absorbers inside
- Ideal for industrial and commercial applications as well as residential areas where noise reduction is needed
- Grommets along perimeter
- Velcro seals along edges (optional)
- U.V. treated



| Item # | Description | Curtain Size | Color | Fire Retardant |
|----------------|---|--------------|----------------|----------------|
| EGBBC-EXT-N* | Exterior Sound Curtain - Short-term Use | Custom | Grey,Black,Tan | X |
| EGBBC-EXT-R-2* | Exterior Sound Curtain - Long-term Use | Custom | Grey,Black,Tan | X |

Let us know what your needs are. If you don't see it here, ask an Edge sales rep. We can help you find it.



PACIFIC LASER SYSTEMS
**Horizontal-Vertical
Layout Laser
PLS2**



- Accurate to within 1/8" at 30'
- Working range 100'
- Self leveling within +/-6deg
- Operating time: +25 hours continuous
- Power Supply: 3 AA batteries
- Includes: PLS2 laser, pouch, magnetic wall bracket, batteries

Item #

PACPLS2

PACIFIC LASER SYSTEMS
**Laser Plumb & Square
PLS3**



- Accurate to within 1/4" at 100'
- Plumb instantly from floor to ceiling up to 50' off the ground
- Self leveling within +/-1 6°
- Operating time: 30+ hours continuous
- Power supply: 3 AA batteries

Includes:

- PLS3 laser, wall bracket, carrying pouch, and floor stand

Item #

PACPLS3

PACIFIC LASER SYSTEMS
**Horizontal-Vertical
Layout Laser
PLS180**



- Accurate to within 1/8" at 30'
- Self-leveling within +/-6deg
- Range 100'
- Pulsed beams for exterior applications (PLS-SLD detector required - sold separately)

Specifications:

- Power supply: 3 AA batteries
- 180 Degree Fan Angle
- Includes: PLS180 laser, wall bracket, carrying case & pouch

Item #

PACPLS180TOOL

PACIFIC LASER SYSTEMS
**Horizontal-Vertical
Layout Laser
with Detector
PLS180 System**



- Accurate to within 1/8" at 30'
- Self-leveling within +/-6deg
- Range 100'
- Pulsed beams for exterior applications (use PLS-SLD detector)

Specifications:

- Power supply: 3 AA batteries
- 180 Degree Fan Angle
- Includes: PLS180 laser, PLS-SLD detector, wall bracket, carrying case & pouch

Item #

PACPLS180SYSTEM

PACIFIC LASER SYSTEMS
**360° Interior/Exterior
Laser Level
with Detector
PLS360 System**




- Accurate to within 1/8" at 100'
- Self-leveling within +/- 6deg
- Provides 360deg horizontal reference plane
- Working Range 200'
- Can be used outdoors with the PLS SLD detector
- Power supply: 3 D batteries
- Includes: PLS360 laser, PLS-SLD detector, carrying case, & wall bracket

Item #

PACPLS360ESYSTEM

PACIFIC LASER SYSTEMS
**360° Interior/Exterior
Laser Level
PLS360**



- Accurate to within 1/8" at 100'
- Self-leveling within +/- 6deg
- Provides 360deg horizontal reference plane
- Working Range 200'
- Can be used outdoors with the PLS SLD detector (sold separately)
- Power supply: 3 D batteries

- Includes: PLS360 laser, carrying case, & wall

Item #

PACPLS360ETOOL



PACIFIC LASER SYSTEMS
Laser Plumb, Level & Square
PLS5

- Accurate to within 1/8" at 100'
- Self-leveling within +/- 8deg
- Pulsed beam for exterior layout with detector (detector sold separately)
- Power Source: 3 AA Batteries
- Includes: PLS5 laser, wall bracket, pouch, floor base, layout target & carrying case



Item #

PACPLS5TOOL

PACIFIC LASER SYSTEMS
Laser Plumb, Level & Square with Detector
PLS5 System

- Accurate to within 1/8" at 100'
- Self-leveling within +/- 8deg
- Pulsed beam for exterior layout with receiver (receiver sold separately)
- Power Source: 3 AA Batteries
- Includes: PLS5 laser, PLS-HVD detector, wall bracket, pouch, floor base, layout target & carrying case



Item #

PACPLS5SYSTEM

PACIFIC LASER SYSTEMS
Long Range Rotary Laser System
HLE1000

- Accurate to within 3/32" at 100'
- Self-leveling within +/- 5deg
- Horizontal layout laser system for exterior applications
- Working Range: 1000' radius
- Power supply: 4 C batteries
- Class III laser
- Dual slope

System Includes: HLE1000 laser, detector, remote control, 2 battery packs (NIMH & alkaline), NIMH battery charger, & carrying case



Item #

PACHLE1000

PACIFIC LASER SYSTEMS

360° Horizontal-Vertical Layout Laser

HVL100

- Accurate to within 1/8" at 60'
 - Self-leveling within +/- 4deg
 - 360deg horizontal and vertical lines
 - Working range: 100'
- Includes: HVL100 laser, NIMH batteries & charger, wall bracket, adjustable turning base, layout targets & carrying case



Item #

PACHVL100

PACIFIC LASER SYSTEMS

Mid Range Rotary Laser System
Red or Green Laser

- Accurate to within 1/8" at 100'
- Self-leveling within +/- 5deg
- Horizontal and vertical operation
- Working Range: 500' radius
- Power supply: 4 C batteries
- Class II laser
- Available with green laser (ideal for mid-range interior layout) or red laser (for indoor/outdoor use)



System Includes: HVR505 laser, detector, remote control, NIMH battery & charger, ceiling bracket & carrying case

| Item # | Laser Color |
|------------|-------------|
| PACHVR505G | Green |
| PACHVR505R | Red |

PACHVR505G

Green

PACHVR505R

Red

PACIFIC LASER SYSTEMS

Laser Layout Target

- For use with Pacific Laser Systems PLS-5 and PLS-5X

Item #

PACPLS10090



PACIFIC LASER SYSTEMS

Detector
PLS-SLD

- Used with PLS laser line tools to detect the line while outdoors or in bright conditions when you can't see the lines
- For use with the PLS180, PLS360, HVL100 & PLS90
- Maximum Working Range: 250'
- Power supply: (1) 9 Volt
- Includes: Laser Detector



Item #

PACPLSSLD



PACIFIC LASER SYSTEMS

Laser Plumb, Level & Square

PLS5XD

PLS HVD laser detector works with the ("new PLS5") or the old model PLS5X.

- Captures the pulsing points outdoors in bright sunshine when the points can no longer be seen by the human eye
- Allows the outdoor working range to be extended from around 80 feet (visible range to see the dot) to 250 feet (using the detector) in bright sunshine
- Makes an audible sound so that you know you've reached level



Item #

PACPLS-HVD

PACIFIC LASER SYSTEMS

Laser Stand

- Floor stand for use with PLS5 (laser sold separately)



Item #

PACPLS-10061

PACIFIC LASER SYSTEMS

Tripod For Laser Levels

- Adjusts from 32" to 60" in height
- Mid weight aluminum construction
- Interior/Exterior rated
- For use with PLS laser units, primarily PLS90, PLS24X & PLSHVR
- 1/4 X 20 thread



Item #

PACPLS-20309

PACIFIC LASER SYSTEMS

Tripod For Laser Levels

New PLS Elevator Tripod adjustable from 26-Inch to 114-Inch.

- Made for Interior work and works with all PLS Lasers
- Includes an adapter that converts the 5/8-11 large thread down to a 1/4-20 thread
- Perfect for tall ceilings up to 10-Feet with laser attached
- Includes leveling bullseye



Item #

PACPLS-20513



BLACK & DECKER **18V Cordless Rotary Laser Kit Self-Leveling Int/Ext DeWalt**



- Fully automatic horizontal and vertical self leveling with out-of-level shutoff eliminates user error, ensures accuracy, and reduces set-up time
 - A manual single sloping mode allows the user to set grade $\pm 5^\circ$
 - Wireless (IR) remote control operated scan mode creates a "laser chalkline" between two points for an extremely bright beam over long distances
 - Digital laser detector extends interior and exterior range to 600'
- Specifications:

- Power Supply: 9.6V-18V DeWalt® batteries
- Accuracy per 100 ft.: 1/8 in.
- Self-Leveling Range: $\pm 5^\circ$
- Indoor Visibility Range: 200 (dia) ft.
- Range with Detector: 2000 (dia) ft.

Includes:

- 1 hour charger, 18V XRP™ battery, digital laser detector, wall mount, wireless (IR) remote control, laser target card, laser enhancement glasses, kit box

Item #

DTDW079KD



STABILA **Laser Measure Type LD300**

- Length, area, volume & Pythagorean
- Continuous measure function



| Item # | Accuracy | Range (radius) (ft.) |
|---------|------------------------|----------------------|
| SB06300 | $\pm 1/16"$ over range | 100 |

STABILA

Laser Measure Type LD400

- Length, area, volume, continuous measure, square footage, Pythagorean, add and subtract
- Hooks edge points for inside corner/diagonal measurements
- Stores last 10 measurements



| Item # | Accuracy | Range (radius) (ft.) |
|---------|-------------------------------|----------------------|
| SB06400 | $\pm 1/16"$ over entire range | 200 |



STABILA Laser Measure Type LD500

- Camera Target Locator with 4X Zoom
- Built in Inclinometer - built in, measures degrees, percent of grade and slope
- Stores last 20 measurements
- Integrated Calculator - readings can be added to, multiplied, subtracted from, etc.



| Item # | Accuracy | Range (radius) (ft.) |
|---------|--------------------------|----------------------|
| SB06500 | ±1/16" over entire range | 650 |

PACIFIC LASER SYSTEMS Laser Measure PLS1

- Accurate to 1/8 at 300 feet
- Range: 300+ ft.
- Memory of last 15 measurements.
- Built-in 2X optical scope with viewfinder for use in sunlight
- Measures distance, area, square footage, height; can add, subtract, multiply, take continuous trace measurements and time-delayed readings
- Bubble Vial
- Power Supply: 2 AA batteries (included)



| Item # |
|---------|
| PACPLS1 |



CST/BERGER Fiberglass Leveling Rods

- These Rugged, Rectangular-Shaped Leveling Rods are made from, corrosion-resistant and non-conductive fiberglass.
- The rods feature abrasion-resistant coating with special reinforcement fiberglass ribs to stop breakage and add stability.
- Easy-to-read graduations and a special measuring scale on the backside permit users to read height at eye level.
- Rods are equipped with reliable and long lasting spring loaded Delrin® buttons.
- All rods come with a carrying case.
- Heavy Duty Telescoping Rods in 13'(4m), 16'(5m) and 25'(7.6m) lengths.
- Assembly is interchangeable between all sections.
- Snug fitting telescoping sections minimize "side to side" and "front to back" play.
- Snap on "Rod level". (Optional)



| Item # |
|------------|
| CST06-916C |
| CST06-925C |

CST/BERGER

Transit Levels Grades & Elevations

Levels - Use for:

Determining grades & elevations, rough angle turning, laying out & leveling foundations, setting forms, leveling walls, setting lines, setting offset stakes, plumbing walls, setting slope, truing forms, aligning poles, fence posts



- Non-strip focus knob prevents breakage and lens damage
 - Built-in sunshade reduces glare
 - Large achromatic coated objective lens for a sharp image
 - Rubber eyepiece cap protects eyeglasses
 - Durable brass leveling screws
 - Dust protected eyepiece with fixed cross hairs for accuracy
 - High precision glass level vials
 - 4 1/2 foot (1.4m) short focus for maximum usable range
 - Sliding lock levers to lock telescope (on transit/levels)
 - One piece aircraft aluminum telescope
 - Electrostatically powder coated safety yellow paint
- 20X Econo Line Model 135 Level & 136 Transit-Level
Fast setup-simple to use. Model 135 is designed strictly for leveling, and model 136 is used for leveling, plumbing, or running vertical lines. Econo Line instruments have no circles or vertical arc. Units have a 1/2" x 20 mounting thread. Both models provide 1/4" accuracy at 100 feet (6mm at 30m) with a 200 foot (61m) working range. Includes custom hard-shell carrying case, Allen wrench, and manual.

| Item # | Description |
|------------|--|
| CST54-135K | Model 135 Level Kit; Includes #60-ALQCI21 Tripod, #06-808C Rod |

CST/BERGER

Transit Level Kits

Model 200B Transit-Level Kit; Includes #60-ALQCI21 Tripod, #06-808C Rod

Use for: Determining grades & elevations, rough angle turning, laying out & leveling foundations, setting forms, leveling walls, setting lines, setting offset stakes, plumbing walls, setting slope, truing forms, aligning poles, fence posts



- Non-strip focus knob prevents breakage and lens damage
 - Built-in sunshade reduces glare
 - Large achromatic coated objective lens for a sharp image
 - Rubber eyepiece cap protects eyeglasses
 - Durable brass leveling screws
 - Dust protected eyepiece with fixed cross hairs for accuracy
 - High precision glass level vials
 - 4 1/2 foot (1.4m) short focus for maximum usable range
 - Sliding lock levers to lock telescope (on transit/levels)
 - One piece aircraft aluminum telescope
 - Electrostatically powder coated safety yellow paint
- 20X Speed Line Model 200B Transit-Level
Our most popular models with builders that require rough angle turning and fine tuning adjustments. Clamps and tangents bring your instrument quickly on target. 15 minute horizontal circle on both models and 1° vertical arc on model 200B allow the builder to set rough angles. Units have a 1/2" x 20 mounting thread. Provides 1/4" accuracy at 100 feet (6mm at 30m) with a 200 foot (61m) working range. Includes custom hard-shell carrying case, Allen wrench, plumb bob with string, and manual.

| Item # |
|------------|
| CST54-200K |



STABILA
Electronic Levels
Tech Level
Type 196E



- With audible tone, level tells you plumb, level or any angle in-between
- Level reads in 5 different languages: Degrees, Percentage, mm/M- Millimeters per Meter, in./ft.- Decimal inches per foot, in./ft.- Fractional inches per foot

| Item # | Length (in.) |
|---------|--------------|
| SB37924 | 24 |
| SB37948 | 48 |

STABILA
Extendable Plate Level



- Level is used for 9' and 10' ceiling construction
- Fully sealed solid rail (six sided) extension eliminates deflection, and delivers the smoothest extension movement available
- Top plumb vial is permanently positioned at eye level
- Frame side opposite the stand-offs is a level measuring surface and straight edge
- Vials are guaranteed for life never to fog, leak or require adjustment
- Certified accuracy in the top read position: 1/32" over 72"

| Item # | Desc. |
|---------|----------|
| SB33610 | 6-10 ft. |
| SB33712 | 7-12 ft. |

STABILA
Heavy-Duty Levels
Type 196



- Crystal clear vials readable in any direction with no change in accuracy tolerance
- Spring steel hairline indicators in vials
- Best frame strength-to-weight ratio
- Removable rubber end caps for scribing in corners and for reading tight header and sill openings

| Item # | Lgth (in.) | Desc. |
|---------|------------|-------------------------------|
| SB37416 | 16 | W/one hand hole, 1 plumb vial |
| SB37424 | 24 | W/hand hole |
| SB37448 | 48 | W/hand hole |
| SB37459 | 59 | W/hand hole |
| SB37472 | 72 | W/hand hole |
| SB37478 | 78 | W/hand hole |
| SB37524 | 59/24 | Level Set w/hand holes |
| SB37532 | 78/32 | amber Set w/hand holes |
| SB37496 | 96 | W/no hand hole |

STABILA
Magnetic Levels
Heavy-Duty
Type 96M



- Strongest Magnets, flush mounted - Work Hands-Free
- Spring steel hairline indicators inside the vials
- Certified Level Accuracy in top read position: 1/32" over 72"

| Item # | Length (in.) | Desc. |
|---------|--------------|--|
| SB38624 | 24 | W/no hand holes |
| SB38632 | 32 | W/no hand holes |
| SB38648 | 48 | W/no hand holes |
| SB38678 | 78 | W/no hand holes |
| SB38532 | 78/32 | Jamber Set (78" has hand holes, 32" does not) |

STABILA
Magnetic
Torpedo Levels
Stabila® Type 81SM



- Certified level accuracy; in top read position: (1/32" over 72")
- Strongest magnets - work hands-free (#25100)
- Level accuracy guaranteed for life; vials will never fog, leak or require adjustment
- Length: 10"

| Item # | Desc. |
|---------|----------------------|
| SB25100 | 81SM Magnetic |
| SB25245 | 45° Vial w/V-Groove |
| SB25360 | 360° Vial w/V-Groove |



EMPIRE LEVEL
Steel Plumb Bob

- Steel plumb bob with plated finish to resist corrosion
- Ties easily to any string or line



| Item # | Size (oz.) |
|---------|------------|
| EE908BR | 8 |

EMPIRE LEVEL
Brass Plumb Bob

- Solid brass plumb bob with lacquered finish to resist corrosion
- Ties easily to any string or line
- Extra hardened steel tip included



| Item # | Size (oz.) |
|---------|------------|
| EE912BR | 12 |
| EE916BR | 16 |
| EE924BR | 24 |



EMPIRE LEVEL
**Magnetic
I-Beam Level**
581 Series



- Magnetic edge holds to ferrous surfaces
- Advanced frame design assures accuracy
- Top read window
- Beveled endcaps protect vials from shock

| Item # | Length (in.) |
|----------|--------------|
| EE581-24 | 24 |
| EE581-48 | 48 |
| EE581-72 | 72 |

EMPIRE LEVEL
**Heavy-Duty
I-Beam Level**
e80 Series with True Blue®



- True Blue® vials are accurate to within 0.0005" per inch in all 10 level and plumb working positions
- Super strong anodized I-Beam frame
- Shock-absorbing endcaps
- Top reading window

| Item # | Length (in.) |
|----------|--------------|
| EEE80.24 | 24 |
| EEE80.48 | 48 |
| EEE80.72 | 72 |

EMPIRE LEVEL
Magnetic Box Level
em71 Series with True Blue®



- True Blue® vials are accurate to within 0.0005" per inch in all 10 level and plumb working positions
- Dual molded rubber endcaps for extreme shock resistance
- 300° view top-reading level vial
- Rare Earth magnets for super-strong hold onto ferrous surfaces
- Vial Guard to protect vials

| Item # | Length (in.) |
|-----------|--------------|
| EEEM71.24 | 24 |
| EEEM71.48 | 48 |

EMPIRE LEVEL
Masonry Level
e90 Series with True Blue®
Magnum™



- True Blue® vials are accurate to within 0.0005" per inch in all 10 level and plumb working positions
- Aluminum reinforced frame will not warp
- Polycarbonate lenses will not fog over
- Replaceable vials and lenses

| Item # | Length (in.) |
|----------|--------------|
| EEE90.24 | 24 |
| EEE90.48 | 48 |

EMPIRE LEVEL
Magnetic
Billet torpedo Level



- Vials Made in USA display angles of 0°, 30°, 45° and 90°
- V-Groove for pipe and conduit work
- Powerful Neodymium Magnets for superior holding strength

| Item # |
|---------|
| EE841.9 |

EMPIRE LEVEL
Magnetic
Torpedo Level
EM81-Series with True Blue®



- True Blue® vials are accurate to within 0.0005" per inch in all 10 level and plumb working position
- Heavy-duty aluminum frame with top read window
- Strong-holding magnetic edge--EM81.10 with rare earth magnets
- V-grooved working edge fits on pipe or conduit

| Item # | Length (in.) |
|-----------|--------------|
| EEEM81.10 | 10 |
| EEEM81.9 | 9 |

EMPIRE LEVEL
Magnetic Protractor
Polycast®



- Magnetic base and back
- Easy reading dial with adjustable angle pointer
- Built-in angle pitch calculator on back
- Durable Polycast™ construction
- Transfer angles to within 1°

| Item # |
|--------|
| EE36 |



EMPIRE LEVEL
**Professional
Combination Square
Heavy-Duty
with True Blue™**



- Precision machined head and True Blue® vials ensure squareness to .001
- 12" etched stainless steel blade with inch graduations
- Heavy-duty machined square head
- Self-aligning drawbolt, hardened scriber

| Item # | Length (in.) |
|--------|--------------|
| EEE250 | 12 |

EMPIRE LEVEL
**Pocket
Combination Square
True Blue®**



- Precision machined head and True Blue® vials ensure squareness to .001
- 6" etched stainless steel blade with inch graduations
- Machined square head
- Self-aligning drawbolt, hardened scriber

| Item # | Length (in.) |
|--------|--------------|
| EEE255 | 6 |

EMPIRE LEVEL
**Try-Square
Polysteel™**



- Stainless steel blade prevents rust and corrosion
- Polycast® handle includes acrylic vial for level, plumb and 90°/45° work
- 1/8" graduations reads full 8" on inside and outside measurements

| Item # |
|--------|
| EE120 |

EMPIRE LEVEL
**Professional
Framing Square
Anodized Aluminum**



- 24" x 2" body, 16" x 1-1/2" tongue, 1/8" thick
- Easy-reading black anodized finish with permanently stamped white numbers
- Complete rafter tables and graduations
- Complete 1/8" graduated scale

| Item # |
|--------|
| EE1190 |

EMPIRE LEVEL
**Professional
Framing Square
Aluminum "Fat Boy"**



- 24" x 2" body, 16" x 1-1/2" tongue
- 50% thicker, heavy-gauge aluminum 3/16" thick resists bending
- Deep stamped inch graduations, numbers and rafter tables for long life
- Includes 1/8", 1/10", 1/12", 1/16" stamped graduations

| Item # |
|--------|
| EE1240 |

EMPIRE LEVEL
Drywall T-Square



- Durable yellow finish
- Large, bold numbers and graduations
- 1/8" thick, 47-7/8" long blade

| Item # |
|----------|
| EE410-48 |

EMPIRE LEVEL
**Professional
Drywall T-Square**



- Anodized aluminum finish
- Large, bold numbers and graduations
- Patented rivet design. Permanently fixed joint of blade and head
- 3/16" thick, 53-7/8" long blade

| Item # |
|----------|
| EE418-54 |



STANLEY INDUSTRIAL TOOLS
Steel Carpenter Square



- Body 24"x2", tongue 16"x1-1/2"
- Graduations 1/8" on face and back

| Item # |
|----------|
| ST45-500 |

STANLEY INDUSTRIAL TOOLS
**Combination Square
12" Grooved Blade
Die Cast Metal Body**



- Grooved blade, scratch awl, and hand regulated level vial included

| Item # |
|----------|
| ST46-222 |

STANLEY

STANLEY INDUSTRIAL TOOLS

Torpedo Level **9" Aluminum Die Cast Body** **Contractor Grade**



- Powerful magnet in base - holds level fast to all iron and steel surfaces
- Top reading
- Three 360° vials - plumb, level, and 45° are easily replaceable on the job

| Item # | Length (in.) |
|----------|--------------|
| ST42-465 | 9 |

STANLEY INDUSTRIAL TOOLS

Layout Tool **Aluminum Quick Square®**



- Aluminum construction for durability
- 10-1/4" base length
- 6-3/4" rule length

| Item # |
|----------|
| ST46-067 |

STANLEY INDUSTRIAL TOOLS

Layout Tool **Aluminum Quick Square®**



- Aluminum construction for durability
- Multipurpose tool is ideal for use as a 0° to 90° protractor scale
- 10-1/4" base length
- 6-3/4" rule length

| Item # |
|----------|
| ST46-071 |



KESON INDUSTRIES

Fiberglass **Measuring Tapes** **Open-Type Reel, Ultra-Glass** **Blade**



| Item # | Length (ft.) | Units |
|--------------|--------------|--|
| KSOTR1810100 | 100 | ft., in., [1/8] & ft., [1/10], [1/100] |
| KSOTR1810200 | 200 | ft., in., [1/8] & ft., [1/10], [1/100] |
| KSOTR1810300 | 300 | ft., in., [1/8] & ft., [1/10], [1/100] |

KESON INDUSTRIES

Metal **Professional Measuring Wheels**

- Only two moving parts (reset and ticker)
- 5-digit counter, up to 99,999 feet
- Compact fold-down handle
- Metal frame



| Item # | Units | Dia. (in.) | Cir. (ft.) |
|---------|-------|------------|------------|
| KSMP401 | ft. | 15½ | 4 |
| KSMP301 | ft. | 11½ | 3 |

KESON INDUSTRIES

Indoor/Short Run Measuring Wheels **RoadRunner®**

- Typically used in short run and indoor applications
- Easy to measure curved, horizontal and asymmetrical surfaces
- The single wheel and dual wheel both have a 5-digit, easy-read, magnified counter that measures 9,999 feet
- KSRR182 features dual wheels



| Item # | Units | Dia. (in.) | Cir. (ft.) |
|---------|----------|------------|------------|
| KSRR112 | ft., in. | 4 | 1 |
| KSRR182 | ft., in. | 4 | 1 |

KESON INDUSTRIES

Long Distance Measuring Wheels **RoadRunner®**

- Telescoping handle
- 5-digit, easy-read, magnified counter measures 9,999 feet, 11 inches without resetting
- Metal/Resin composite wheel



| Item # | Units | Dia. (in.) | Cir. (ft.) |
|--------|----------|------------|------------|
| KSRR30 | ft., in. | 12½ | 3 |

STANLEY

STANLEY INDUSTRIAL TOOLS

Tape Measure **Max®**

- Mylar polyester film extends life of entire blade
- Easy to read, high contrast blade with 16" and 19.2" stud markings



| Item # | Size (in. x ft.) |
|----------|------------------|
| ST33-692 | ¾x16 |

STANLEY

STANLEY INDUSTRIAL TOOLS

Measuring Tape

FatMax™

- 1-1/4" wide blade (25% wider) for more durability, easier to read graphics, stronger, stiffer blade during use
- 11' of blade stand out
- Heavy-duty Mylar "blanket-wrap" coating extends blade life up to ten times longer



| Item # | Length (ft.) |
|-----------|--------------|
| ST33-716 | 16 |
| ST33-725 | 25 |
| ST33-730 | 30 |
| ST33-735 | 35 |
| ST33-740D | 40 |

STANLEY INDUSTRIAL TOOLS

3/8" Tape Measure

Stainless Steel Blade

Fatmax™

| Item # | Length (ft.) |
|----------|--------------|
| ST34-129 | 50 |
| ST34-130 | 100 |



STANLEY INDUSTRIAL TOOLS

Tape Measure

3/4" Wide Blade

Powerlock®

- Powerlock® feature gives positive blade lock with no creeping
- 16 & 19.2 stud markings



| Item # | Lgth. (ft.) |
|----------|-------------|
| ST33-312 | 12 |

STANLEY INDUSTRIAL TOOLS

Tape Measure

8 m/26 foot x 1"

- 7' stand out
- High-contrast blade for easy readability



| Item # |
|----------|
| ST30-456 |

STANLEY INDUSTRIAL TOOLS

Leverlock Tape Measure

25 Ft. x 1" Wide Blade

- Unique power-return feature with automatic bottom lock, streamlines tape operation



| Item # |
|----------|
| ST30-825 |

STANLEY INDUSTRIAL TOOLS

Tape Measure

1" Blade

Max®

- BladeArmor™ coating maximizes durability of the hook end
- AirLock™ slide lock is easier to engage and adds protection against impact
- 8' Stand-Out



| Item # | Length (ft.) |
|----------|--------------|
| ST33-799 | 25 |
| ST33-800 | 30 |

STANLEY INDUSTRIAL TOOLS

Tape Measure

Powerlock®

- BladeArmor™ coating on the first 6" maximizes durability of hook end
- 16" and 19.2" stud center markings
- 8' tape stand out



| Item # | Length (ft.) |
|----------|--------------|
| ST33-525 | 25 |

STANLEY INDUSTRIAL TOOLS

Tape Rule

Dupont Polyester Film

Powerlock®

- 7' stand out
- 16" and 19.2" stud center markings simplify framing jobs
- Secure blade lock won't creep during measurements



| Item # | Size (in. x ft.) |
|----------|------------------|
| ST33-835 | 1 x 35 |

STANLEY INDUSTRIAL TOOLS

Steel Long Tape

3/8" Wide Blade

- Sturdy, lightweight molded case designed to fit the hand
- Easy-to-read white blade with 1/8" graduations; foot markings printed in red



| Item # | Lgth. (ft.) |
|----------|-------------|
| ST34-106 | 100 |

STANLEY INDUSTRIAL TOOLS

Chalk Box

FatMax® Extreme™

- Rewinds 5x faster – has a 5:1 gear ratio



| Item # | Length (ft.) |
|----------|--------------|
| ST47-480 | 100 |



APEX TOOL GROUP
Power Return Tapes
Orange and Yellow Cases
Lufkin®

- Hi-Viz® - easy to find on the job
- Case designed to fit perfectly in the hand
- Lightweight, high-strength case
- Toggle lock is positioned for convenient operations and holds the blade securely in any position



| Item # | Blade (Wdth. (In.)) | Blade (Lgth. (Ft.)) |
|-------------|---------------------|---------------------|
| CGHV1049CME | 1 (25 mm) | 30 (9 m) |
| CGHV1425D | 1 | 25 Engineer's |
| CGHV1048CM | 25 mm | 8 m |

APEX TOOL GROUP
Measuring Tape
Autolock 700 Series
Lufkin®

- Automatic blade lock holds the blade in extended
- Recessed lock release to reduce chance of accidental retraction
- Durable clear coat blade protection for longer blade life
- Blade Width: 1 in.
- Blade Length: 25 ft.



| Item # |
|---------|
| CGAL725 |

APEX TOOL GROUP
Measuring Tape
Autolock 700 Series
Lufkin®

- Automatic blade lock holds the blade in extended
- Recessed lock release to reduce chance of accidental retraction
- Powerful dual magnets can also serve as a pick-up tool
- Blade Width: 1 in.
- Blade Length: 25 ft.



| Item # |
|------------|
| CGAL725MAG |

APEX TOOL GROUP
Tape Measure
Hi-Viz® Orange
Lufkin®

- Lightweight, high-strength, fits comfortably in hand
- Hi-Viz® orange color makes tape easier to locate

| Item # | Size (in. x ft.) |
|--------|------------------|
| CGL525 | 1x25 |



APEX TOOL GROUP
Tape Measure
Series HV1000 HiVis Orange
Lufkin®

- Case designed to fit perfectly in the hand
- Lightweight, high-strength case
- Quad Hook™, four rivets for extra strength (1" blade only)
- Engineer's tape is graduated feet, 1/10ths and 1/100ths on top edge and feet, inches and 16ths on bottom edge



| Item # | Size (in. x ft.) |
|--------|------------------|
|--------|------------------|

Engineers

| | |
|-----------|--------|
| CGHV1312D | 3/4x12 |
|-----------|--------|

Standard

| | |
|----------|------|
| CGHV1425 | 1x25 |
|----------|------|

APEX TOOL GROUP
Engineer's Fiberglass Tape
10th 100ths
Hi-Viz® Orange

- Open four-arm frame design protects blade, does not trap dirt in case
- Two-material grip is comfortable to use
- Hi-Viz® orange case is easy to find on the job site
- Engineer's blade - 10ths and 100ths of feet plus feet
- Blade Width: 1/2"



| Item # | Length (ft.) |
|----------|--------------|
| CGFE100D | 100 |

APEX TOOL GROUP
Fiberglass Tape
Lufkin®

- Open four-arm frame design protects blade, does not trap dirt in case
- Two-material grip is comfortable to use
- Hi-Viz® orange case is easy to find on the job site
- Feet and inches graduated to 8ths; numbered feet and instantaneous feet
- Blade Width x Length: 1/2" x 100'



| Item # |
|---------|
| CGFE100 |

APEX TOOL GROUP
Fiberglass Tape
Pro Series
Lufkin®

- 3-to-1 rewind for fast blade retraction
- 3/4" blade is more durable; large numbers are easy to read
- 2-sided blade, feet & inches on top, feet to 10ths and 100ths on bottom

| Item # | Blade Lgth. (ft.) |
|-----------|-------------------|
| CGPSFE100 | 100 |
| CGPSFE200 | 200 |
| CGPSFE300 | 300 |





APEX TOOL GROUP
Surveying Tape
Lufkin® Ny-Clad®

- Durable nylon coating on blade resists wear under extreme conditions
- Super fast 3-to-1 blade retraction saves time in the field
- Steel blade will not stretch under normal use
- Blade Width: 1/2"
- Blade Length: 100 ft.



Item #
CGPS1806

APEX TOOL GROUP
Surveying Tape
Lufkin® HI-Viz® Atlas® Ny-Clad®

- Durable nylon coating on blade resists wear under extreme conditions
- Super fast 3-to-1 blade retraction saves time in the field
- Steel blade will not stretch under normal use
- Blade Width: 1/2"
- Blade Length: 200 ft.



Item #
CGPS1808

APEX TOOL GROUP
Surveying Tape
Lufkin® Chrome Clad®

- Blade Length: 100 ft.
- Blade Finish: Chrome Clad®
- Blade is 3/8" (10 mm) wide and .008" thick
- Instantaneous reading



Item #
CGC1286

APEX TOOL GROUP
Folding Rule
5/8" x 6'
Lufkin®

- Boxwood finish wood sections are 25% thicker than regular wood rules, withstands daily usage
- Bold red and black markings contrast sharply against white or natural finish background



Item #
CG066F

APEX TOOL GROUP
Engineer's
Folding Rule
5/8" x 6'
Lufkin®

- 066D and 1066D graduated in feet, 10ths and 100ths feet
- Red foot figures



Item #
CG1066D



CST/BERGER
Steel Tapes
Nylon Coating
"Pro Line"

"Pro Line" Nylon Clad Steel Tape
An indispensable measuring tool designed for the precision minded user. Heavy duty ABS plastic open reel features new steel reinforcing inserts, improved polycarbonate handle, and nylon bobbin for additional breakage resistance and durability. Tip and crank knob are chrome-plated for wear resistance. 1/2" width.

- Superior accuracy, durability, and temperature stability over other tapes
 - Accurate, wear-resistant graduations
 - Flexible high tempered steel tape core
 - Nylon coating withstands extreme temperatures, water, chemicals
 - Crank handle folds flat to prevent breakage
- Description: 300 ft., ft/in/8ths, Type B end



Item #
CST82-30080B

CST/BERGER
Fiberglass
PVC-coated

- These Pro-Series tapes are made with nonwoven PVC-coated fiberglass of superior durability. Markings are not affected by casual contact with alcohol, brine, paint thinner, gasoline or similar fluid. PVC face will not collect dust or mildew and stains wash off with soap and water.
- Feature new reinforced, rounded design, large rubber grip handle, and new color combos.
- Waterproof, dirt-resistant, washable
- NEW reels designed specially for impact resistance and ease of use
- Tough tapes won't break even when vehicles drive over them
- More durable than steel, more functional than cloth tape



| Item # | Description |
|-------------|-------------|
| CST74-Y1008 | 100' |
| CST74-Y2008 | 200' |
| CST74-Y3008 | 300' |

STARRETT®
Electronic Calipers
799 Series



Light, comfortable, easy to use. They have a slim, streamlined profile, function buttons for zero and inch/mm, a large, clear, easy-to-read LCD display, and long battery life.

All Sizes

- Inch/millimeter conversion reads .0005" or 0.01mm
- Easy access to single long-life battery
- Last measuring position retained when shut off
- Hardened stainless measuring surfaces for long life
- Fine adjustment thumb wheel
- Lock screw to hold the slide in position
- Resolution: .0005" (0.01mm)
- Zero at any position
- 6", 8" & 12" Calipers Only
- Easy-to-read LCD, .32" high characters
- Auto shut-off after 5 minutes of nonuse
- Linear accuracy meets DIN862
- Integrated depth rod
- Jaw Depths: 6" Caliper - 1 1/2" outside, 5/8" inside; 8" Caliper - 2" outside, 5/8" inside; 12" Caliper - 2 1/2" outside, 23/32" inside

Extended Range 24" & 40" Calipers

- Preset and hold feature
- Minimum and maximum limits set
- I.D. jaw dimension is .800"/20.32mm
- LCD characters are .50" high
- Auto shut-off after 30 minutes of nonuse

| Item # | Range |
|------------------|--------|
| STR799A-6/150 | 0"-6" |
| STR799A-8/200 | 0"-8" |
| STR799A-12/300 | 0"-12" |
| STR799AZ-24/600 | 0"-24" |
| STR799AZ-40/1000 | 0"-40" |

STARRETT®
Offset Dial Caliper
120J Series



This tool has an adjustable jaw for versatility when measuring different planes that can't be reached with a regular caliper. The reference jaw is adjustable in height to be either longer or shorter than the sliding jaw.

- Adjustable jaw-3-1/2" long
- Extends up to 5/8" longer than the sliding jaws

| Item # | Range |
|------------|-------|
| STR120JZ-6 | 0-6" |

STARRETT®
Dial Calipers
With Long Nib Jaws
120B Series



This tool is a direct reading caliper with 3" long jaws, ideal for heavy duty use and for gaining access to more measuring area than with conventional calipers. Strong inside and outside nibs measuring from zero for outside measuring and from .300" for inside measuring

- Also available in 0-300 mm range

| Item # | Range |
|------------|-------|
| STR120B-12 | 0-12" |

STARRETT®
Micrometers
216 Series



Mechanical digital micrometer

- The anvil and spindle are sized at .250"
- Clear, easily read numbers reduce errors
- No-glare black finish on the frame
- Starrett no-glare satin chrome finish on thimble and sleeve
- .001" or is read directly from the counter
- .0001" is read from the vernier scale on the micrometer sleeve
- Balanced frame design for comfortable and accurate measuring
- Ring-type knurled lock nut for quick and sure locking
- Gracefully designed tapered frame for use in narrow slots and tight places
- A choice of smooth friction thimble for uniform pressure on the 1-4" sizes or the combination ratchet and speeder for uniform pressure and quicker adjustment on all sizes
- Available in inch and millimeter models
- Available in .001", .0001" and .01 mm graduations

| Item # | Range | Measuring Surfaces |
|-------------|-------|--------------------|
| STR216RL-1 | 0-1" | Steel |
| STR216XRL-1 | 0-1" | Carbide |
| STR216RL-2 | 1-2" | Steel |
| STR216RL-3 | 2-3" | Steel |
| STR216RL-4 | 3-4" | Steel |
| STR216RL-5 | 4-5" | Steel |
| STR216RL-6 | 5-6" | Steel |

STARRETT®
Electronic Micrometer
734 Series



Full function electronic outside micrometers with a full range of features.

- Large, high-contrast LCD digital readout is easy to read and reduces errors
- Conventional inch or millimeter graduations standard
- No-glare black wrinkle finish on the frame
- Starrett no-glare satin chrome finish on thimble and sleeve
- Balanced frame design for comfortable and accurate measuring
- Ring-type knurled lock nut for quick and sure locking
- Smooth friction thimble for uniform pressure
- The anvil and spindle diameter is .250"
- Tapered frame for use in narrow slots and tight places
- Extremely hard and stable one-piece spindle
- Micro-lapped carbide measuring faces
- Includes one 3-volt battery for over one year's normal usage
- Automatic OFF after 30 minutes of nonuse
- Instant inch/millimeter conversion (except on 734 metric-only model)
- Measurement HOLD button
- Ability to zero tool at any position
- Ability to retain and return to the true zero reading of the micrometer
- PRESET button to install any reading at any position
- Ability to install minimum and maximum limits except on straight metric models

| Item # | Range |
|-------------|---------------|
| STR734XFL-1 | 0"-1", 0-25mm |

STARRETT®

Micrometer Depth Gages 445 Series

The depths of holes, slots, shoulders and projections can be measured to .001" with these tools. A graduation of 0.001 mm is also available. Gages are furnished with choices of 3", 4" and 6" bases and have 5/32" diameter measuring rods

- Features a combination ratchet and speeder for uniform pressure and quicker adjustment
- Ring-type lock nut for quick and sure locking




| Item # | Range | Base |
|---------------|-------|------|
| STR445AZ-3RL | 0-3" | 3" |
| STR445AZ-6RL | 0-6" | 3" |
| STR445AZ-9RL | 0-9" | 3" |
| STR445AZ-12RL | 0-12" | 3" |
| STR445BZ-3RL | 0-3" | 4" |
| STR445BZ-6RL | 0-6" | 4" |
| STR445BZ-9RL | 0-9" | 4" |
| STR445BZ-12RL | 0-12" | 4" |
| STR445DZ-3RL | 0-3" | 6" |
| STR445DZ-6RL | 0-6" | 6" |
| STR445DZ-9RL | 0-9" | 6" |
| STR445DZ-12RL | 0-12" | 6" |

STARRETT®

Telescoping Hole and Slot Gages 579 Series

Telescoping gages, self centering, with two telescoping arms. The handles are rigidly attached to the plungers and are automatically self-centering. Constant spring tension gives uniform contact pressure and both plungers are easily locked at any desired setting.



| Item # | Range | Handle Length (in.) |
|------------|---------------|---------------------|
| STR579A | 5/16"-1/2" | 2 3/8 |
| STR579A-8 | 5/16"-1/2" | 8 |
| STR579A-12 | 5/16"-1/2" | 12 |
| STR579B | 1/2"-3/4" | 2 3/8 |
| STR579B-8 | 1/2"-3/4" | 8 |
| STR579B-12 | 1/2"-3/4" | 12 |
| STR579C | 3/4"-1 1/4" | 2 3/8 |
| STR579C-8 | 3/4"-1 1/4" | 8 |
| STR579C-12 | 3/4"-1 1/4" | 12 |
| STR579D | 1 1/4"-2 1/8" | 2 3/8 |
| STR579D-8 | 1 1/4"-2 1/8" | 8 |
| STR579D-12 | 1 1/4"-2 1/8" | 12 |
| STR579E | 2 1/8"-3 1/2" | 2 3/8 |
| STR579E-8 | 2 1/8"-3 1/2" | 8 |
| STR579E-12 | 2 1/8"-3 1/2" | 12 |
| STR579F | 3 1/2"-6" | 3 1/4 |
| STR579F-8 | 3 1/2"-6" | 8 |
| STR579F-12 | 3 1/2"-6" | 12 |

STARRETT®

Lock-Joint Transfer Type Calipers 36 Series Outside and 37 Series Inside

Starrett Lock-Joint Transfer Calipers have three key features... a transfer arm, fine-adjustment screw, and locking joint. The transfer arm makes it possible to transfer measurements from the inside of chambered cavities, over flanges and other places where it is necessary to move the



legs after they have been set to size. The adjusting screw permits close adjustments for fine measurements. After the legs have been set to approximate size and the joint locked, the final adjustment is made by a few turns of the knurled adjusting nut.

- Legs are made from high-grade steel
- Sizes listed are the length of the legs. Their actual measuring capacity is about one-third greater than the size of the legs

| Item # | Size (in.) |
|--------|------------|
|--------|------------|

36 Series Outside Calipers

| | |
|----------|----|
| STR36-6 | 6 |
| STR36-12 | 12 |
| STR36-24 | 24 |

37 Series Inside Calipers

| | |
|----------|----|
| STR37-6 | 6 |
| STR37-12 | 12 |
| STR37-24 | 24 |

STARRETT®

Carpenters Dividers 92 Series

These dividers combine rigidity, light weight and easy handling. The sturdy construction of the joint, combined with the quadrant, eliminates side deflection of the legs. A quadrant adjusting nut permits fine-adjustments for close measurements. A check nut located between the legs locks the legs firmly after the proper adjustment has been made. This feature prevents the legs from moving in and out with the grain on wood when scribing, or sliding off rough spots when scribing on metals.



- Legs are forged steel, tempered and highly polished
- The adjustable point may be quickly removed and a common pencil inserted in its place
- The No. 92-9, 9" size is designed to accommodate a standard long pencil, especially useful for carpenters
- No. 88 Ball Points may be used with the No. 92 Series
- Actual capacity is one-third greater than the listed size

| Item # | Size (in.) |
|--------|------------|
|--------|------------|

| | |
|---------|---|
| STR92-6 | 6 |
| STR92-9 | 9 |



STANLEY INDUSTRIAL TOOLS

Stud Sensor

- Wood and metal stud detection through up to 1-1/2" deep surface material
- AC detection identifies live wires up to 2" deep
- Sequential LEDs and audible beeps indicate reading
- Marking channel with LED identifies target and makes marking surfaces easy and accurate



Item #
STHT77404



KRYLON® INDUSTRIAL PAINTS Inverted Marking Paint Quik-Mark™



- High solids formation for bold, bright, visible markings
- Fast drying
- Penetrates and adheres to hot surfaces
- Convenient Spray Thru™ cap and non-clogging spray tip
- VCC Compliant, free of lead hazards

| Item # | Color |
|--------|-------|
|--------|-------|

Water Based Marking Paints

| | |
|----------|-----------------|
| KRS03500 | Clear |
| KRS03620 | Caution Blue |
| KRS03901 | Brilliant White |
| KRS03911 | Brilliant Red |

Fluorescent, Water Based

| | |
|----------|--------------|
| KRS03612 | Pink |
| KRS03630 | Safety Green |
| KRS03700 | Orange |

Solvent Based Marking Paint

| | |
|----------|------------------------|
| KRS03600 | Clear |
| KRS03611 | A.P.W.A. Red |
| KRS03621 | A.P.W.A. Blue |
| KRS03631 | Green |
| KRS03821 | High Visibility Yellow |
| KRS03900 | Utility White |

Flourescent, Solvent Based

| | |
|----------|------------|
| KRS03613 | Safety Red |
| KRS03614 | Neon Green |
| KRS03622 | Hot Pink |
| KRS03701 | Red Orange |
| KRS03702 | Orange |



IRWIN INDUSTRIAL TOOLS

Chalk Line Reel

- Durable aluminum alloy construction
- Case doubles as plumb bob - plumb line
- Metal handle - self-locking on all reels
- Slide fill opening - Leak-proof
- Large grip anchor ring



| Item # | Length (ft.) |
|---------|--------------|
| IR64110 | 100 |

IRWIN INDUSTRIAL TOOLS

Chalk Line Reel

- 6X Faster than traditional chalk reels
- 6:1 Gear ratio
- Metal drive gear
- Metal handle
- Wide pronged hook
- Nylon/Polyester braided line



Item #
IR2031314DS

IRWIN INDUSTRIAL TOOLS

Chalk Reel Combo

Strait-Line™

- Length: 100'
- Chalk line reel and 4 oz. chalk refill

| Item # | Desc. |
|---------|---|
| IR64494 | Speed-Line Chalk Reel with 4 oz. Blue Chalk |
| IR64495 | Speed-Line Chalk Reel with 4 oz. Red Chalk |



IRWIN INDUSTRIAL TOOLS

Refill Chalk

Plastic Squeeze Bottle

Strait-Line™

- Micro fine for more marking powder

| Item # | Color |
|--------|-------|
|--------|-------|

8 Ounce

| | |
|---------|-------------------|
| IR64901 | Blue |
| IR64902 | Red |
| IR64903 | Yellow |
| IR64904 | White |
| IR64905 | Fl. Orange |
| IR64907 | Fluorescent Green |
| IR64908 | Black |





IRWIN INDUSTRIAL TOOLS
Refill Chalk
Plastic Squeeze Bottle
Strait-Line™




- Permanent marking chalk
- Exterior use
- Visible after weeks of weather exposure and jobsite wear
- High visibility chalk for self chalking line reels
- For use on a variety of surfaces including wood, drywall, concrete, stone, and metal
- Weight: 5 lb.

| Item # | Desc. |
|---------|--------------------|
| IR65101 | Blue |
| IR65102 | Red |
| IR65103 | Yellow |
| IR65104 | White |
| IR65105 | Fluorescent Orange |
| IR65108 | Black |

IRWIN INDUSTRIAL TOOLS
Replacement Line
For Chalk Line
Strait-Line®

- High tensile strength
- Cotton cord



| Item # | Size (ft.) |
|---------|------------|
| IR64610 | 100 |



STRINGLINER COMPANY
Fluorescent Line Reels

Original Stringliner:

- Quality #18 Braided Nylon Line
- Line Reel made of durable polyethylene
- Line secures in convenient notch

Stringliner Pro:

- Fits all line with 1" cores from 4" to 6" long
- Reload rolls of line easily
- Adjust to different lengths of cores
- Rewind hand crank
- Quality #18 Braided Nylon Line



| Item # | Length | Color |
|-----------------------------|--------|--------|
| Original Stringliner | | |
| STL11462 | 250' | Pink |
| Stringliner Pro | | |
| STL25459 | 500' | Orange |
| STL25462 | 500' | Pink |
| STL25468 | 500' | Green |



MARKAL
Lumber Crayon
Pro-EX®



- The clay-based "feel" that high-volume lumber crayon users prefer
- Stronger formula for reduced breakage
- Superior performance on wet wood

| Item # | Color |
|---------|--------|
| LC80380 | White |
| LC80381 | Yellow |
| LC80382 | Red |
| LC80383 | Black |
| LC80385 | Blue |
| LC80386 | Green |

MARKAL
Lumber Crayon Holders
#108 Holder

- For use with 1/2" hexagonal lumber crayons, protects crayon from breakage
- Durable aluminum construction
- Push-button operation
- Comes with leather wrist thong



| Item # |
|---------|
| LC85400 |

MARKAL
Lumber Crayon Holders
#109 Peterson Holder

- For all 1/2" hexagonal markers
- Made of durable hardwood
- Protects crayon from breakage
- Includes leather wrist thong



| Item # |
|---------|
| LC85490 |

MARKAL
Soapstone Marker

- For temporary marking of metal surfaces
- Made of all natural soapstone for superior marking
- Marks will not contaminate welds and are easily removed
- Round 5-1/4" length



| Item # |
|------------------|
| LC80130 |
| LC80141 (Holder) |



MARKAL **B Paintstik®**



- Real paint in stick form
- Weather-resistant, UV-resistant
- Ideal for layout, color coding, fabrication and identification
- Marks through oil and water
- Marks on smooth, rough, rusty, or dirty surfaces
- For use on metal, wood, plastic, concrete, rubber, glass, cardboard, and paper
- Lead-free, non-toxic
- Size: 11/16" x 4-3/4"

| Item # | Color |
|---------|--------|
| LC84810 | White |
| LC84811 | Yellow |
| LC84812 | Red |
| LC84813 | Black |
| LC84814 | Orange |
| LC84815 | Blue |
| LC84816 | Green |

MARKAL **Paint Marker Valve Action®**



- Marks with real paint, dries in 3 minutes
- Nib releases paint as needed for continuous marking
- Marks on all surfaces including: metal, wood, glass, plastic, rubber, cardboard, and paper
- Lead-free, low halogens
- The fiber nib is replaceable to assure complete use of each marker

| Item # | Color |
|---------|----------|
| LC96820 | White |
| LC96821 | Yellow |
| LC96822 | Red |
| LC96823 | Black |
| LC96824 | Orange |
| LC96825 | Blue |
| LC96826 | Green |
| LC96832 | Aluminum |

MARKAL **Dura-Ink® 25 Markers King Size**



- Broad chisel tip for bold marks
- Extra large ink supply
- For use on cardboard, wood, metal, paper, ceramics, glass, and leather

| Item # | Color |
|---------|-------|
| LC96222 | Red |
| LC96223 | Black |



IRWIN INDUSTRIAL TOOLS **Carpenter Pencil Sharpener**

- Uses 50% less pencil per sharpening cycle



Item #

IR233250

IRWIN INDUSTRIAL TOOLS **Carpenter Pencil**


- 7" overall length



Item #

IR66300

IRWIN INDUSTRIAL TOOLS **Markers Permanent Sharpie®**



- Black permanent marker marks on wood, glass, plastic, metal, etc.

Item #

IR35010-SH

IRWIN INDUSTRIAL TOOLS **Markers Permanent Sharpie®**



- A fine-tip marker designed to make a permanent impression on even the most hard-to-mark light and dark surfaces
- Features opaque metallic permanent ink in silver

Item #

IR39108-SH

IRWIN INDUSTRIAL TOOLS **Markers Permanent Sharpie®**



- Blue fine-point permanent marker

Item #

IR30103-SH



IRWIN Industrial Tools

IRWIN INDUSTRIAL TOOLS

Industrial Markers

King Size Sharpie®



- Industrial strength for tough marking jobs
- Marks on wet and oily surfaces
- Durable aluminum barrel and felt tip stand up to heavy use
- Special water resistant ink formula dries quickly
- Excellent for marking corrugate, wood, metal, foil, stone, plastic and leather and more

| Item # | Color |
|------------|-------|
| IR15001-SH | Black |
| IR15002-SH | Red |

LA-CO Markal

MARKAL

Grease Pencil


Trades-Marker®



- The marking versatility of a paper-wrapped grease pencil combined with simple push-button advance that helps reduce cost and waste
- Refillable
- Leaves a wear-resistant mark
- Safe for all surfaces

| Item # | Color |
|---------|-------|
| LC96253 | Red |

WE RENT & REPAIR WHAT WE SELL!



RENTAL

We rent what you need

- We stock several types of lasers.
- Rent one to complete a job!
- Rent one to test before purchasing!

REPAIR

We repair what you have

- Does your laser tool need calibrating?
- Quick turn-a-round times!
- Free estimates!

www.edgecs.com



COLEMAN CABLE INC.
LED Handheld Work Light

- 72 LED work light
- Hanging hook and self-standing base so that you can aim it towards your task and start working
- 120-volt grounded outlet receptacle
- Metal bulb guard
- 6' high-visibility cord



Item #

COLL-1923



CONSTRUCTION ELECTRICAL
PRODUCTS

Trouble Lights

- Fluorescent trouble light with hook
- 25 ft. 16/3 ga. SJTW cord



| Item # | Desc. | Watts |
|-----------|---------------------|-------|
| CEP1330FT | Fluorescent Trouble | 13 |



COLEMAN CABLE INC.
LED Work Light

- Indoor/outdoor cordless work light
- 7.4V - 2200mAh Lithium Ion
- Die Cast housing
- Steel handle and stand
- Lamp type: (24) 5630 SMD LED's
- Lumens: 779
- 120V - 12V home charger included



Item #

COLL-1320

COLEMAN CABLE INC.
LED Work Light

- Indoor/outdoor work light
- 110v 20watt
- Die Cast housing
- Steel handle and stand
- Lamp type: (48) 5630 SMD LED's
- Lumens: 1,558



Item #

COLL-1322

COLEMAN CABLE INC.
LED Work Light

- High Intensity Array Portable Work light
- 120 V, 23-watts
- Die-cast housing, steel base
- 1,474-lumens of light output with 5200K Bright White color



Item #

COLL-1681

COLEMAN CABLE INC.
Portable Halogen Work Light

- 500 watt Quartz Halogen work light
- 3 ft. SJT 18/3 AWG cord
- 8000 lumen output
- Shadow fighter grill for maximum light output
- Tempered high heat glass lens



Item #

COLL-33



CONSTRUCTION ELECTRICAL PRODUCTS
Portable LED Work Light

- 51 Watt LED Panel Light
- 3 Panel Design with rotating wings for 360° directional lighting
- 3000 Lumen
- 120V, 0.47 amps
- Indoor/outdoor use



Item #

CEP5220 Stubby Stand

CEP5270 7' Tripod Stand

CONSTRUCTION ELECTRICAL PRODUCTS

Economy Import Lights **Stubby**

- Weatherproof and UL listed for use in wet locations
- One rough service quartz halogen bulb included with each fixture



| Item # | Desc. | Watts |
|-----------|--------|-------|
| CEP5125-I | Stubby | 500 |

CONSTRUCTION ELECTRICAL PRODUCTS

Quartz Floodlight **Magnetic Base**

- 5" diameter magnetic base provides up to 200 lbs. of holding power
- On/Off switch on all units
- Vinyl cover on magnet protects surface to which it is attached
- 8' 16/3 SJTW power supply cord



| Item # |
|---------|
| CEP5050 |

CONSTRUCTION ELECTRICAL PRODUCTS

Heavy-Duty Work Lights **Quartz**

- Weatherproof and UL listed for use in wet locations
- Folding tripod base and removable head assemblies for easy set-up and storage
- All steel stand and components
- 2-stage adjustable telescoping mast



| Item # | Desc. | Height (ft.) | Watts |
|---------|---------------------|--------------|-------|
| CEP5710 | 2 Fixture, w/switch | 7 | 1000 |
| CEP5750 | 1 Fixture, w/switch | 7 | 500 |

CONSTRUCTION ELECTRICAL PRODUCTS

Economy Import Lights

Double Fixture

- Weatherproof and UL listed for use in wet locations
- One rough service quartz halogen bulb included with each fixture
- 3-stage adjustable telescoping mast



| Item # | Desc. | Height (ft.) | Watts |
|-----------|-------------------------|--------------|-------|
| CEP5610-I | Double Fixture w/switch | 6 | 1000 |

CONSTRUCTION ELECTRICAL PRODUCTS

Economy Import Lights

Single Fixture

- Weatherproof and UL listed for use in wet locations
- One rough service quartz halogen bulb included with each fixture
- 3-stage adjustable telescoping mast



| Item # | Desc. | Height (ft.) | Watts |
|-----------|-------------------------|--------------|-------|
| CEP5650-I | Single Fixture w/switch | 6 | 500 |

CONSTRUCTION ELECTRICAL PRODUCTS

Replacement Bulbs

- Replacement bulbs for work lighting

| Item # | Type | Watts | Volts |
|---------|----------------------|-------|-------|
| CEP5911 | Quartz Halogen | 150 | 130 |
| CEP5905 | Rough Service Quartz | 500 | 130 |

CONSTRUCTION ELECTRICAL PRODUCTS

Booster Cables

- Red and black vinyl jacket
- 12 ft. 6 ga. SJTW cable



| Item # |
|---------|
| CEP8612 |

CONSTRUCTION ELECTRICAL PRODUCTS

Tuff Plates **Cable Protectors**

- Durable protection for cables
- Stay open lid for easy placement of cables or hoses
- Carrying handle recessed on underside
- Width: 30"



| Item # | Desc. | Rating | Length (in.) | Height (in.) |
|---------|---------------------------|---------|--------------|--------------|
| CEP3110 | 5 Chnl HD Cable Protector | 40,000# | 36 | 2.31 |
| CEP3115 | 5 Chnl HD End Cap Set | 40,000# | 7.5/5.25 | 2.31 |
| CEP3111 | 5 Chnl GP Cable Protector | 20,000# | 36 | 1.95 |
| CEP3116 | 5 Chnl HD End Cap Set | 20,000# | 4.75 | 1.95 |



CONSTRUCTION ELECTRICAL PRODUCTS

480 Volt 3 Phase Power Station Transformer Based

These heavy-duty 3 phase power distribution carts are designed to breakdown 3 phase 120/208V power into 208V 3 phase, 250V single phase and/or 125V single-phase power. The power supply input may be a direct wire feed, 100A pin and sleeve, or cam type devices. Either a large generator or another large power source may power them. These panels may be designed to act as the feeder for the smaller spider type boxes or wired for powering large equipment. The cart is made of heavy gauge tube steel and provides an easy means of transportation as well as protection for the enclosure. The enclosure is custom built from 16 gauge sheet metal. 100A, 200A, 400A and special configurations are available upon request.



- Heavy duty cart
- Clear breaker panel window
- Easily stackable
- GFCI protection available
- 3R and 4X available
- Stainless steel 16ga. enclosure
- UL Listed

| Item # | Transformer KVA Sizes | Primary Disconnect |
|---------------|-----------------------|--------------------|
| CEP6214PDC15 | 15KVA | 30A |
| CEP6210PDC30 | 30KVA | 60A |
| CEP6212PDC30 | 30KVA | 60A |
| CEP6220PDC45 | 45KVA | 60A |
| CEP6220PDC75 | 75KVA | 90A |
| CEP6221PDC75 | 75KVA | 90A |
| CEP6240PDC150 | 150KVA | 200A |
| CEP6241PDS150 | 150KVA | 200A |

CONSTRUCTION ELECTRICAL PRODUCTS

3 Phase Distribution Panels

These heavy-duty 3 phase power distribution carts are designed to breakdown 3 phase 120/208V power into 208V 3 phase, 250V single phase and/or 125V single-phase power. The power supply input may be a direct wire feed, 100A pin and sleeve, or cam type devices. Either a large generator or another large power source may power them. These panels may be designed to act as the feeder for the smaller spider type boxes or wired for powering large equipment. The cart is made of heavy gauge tube steel and provides an easy means of transportation as well as protection for the enclosure. The enclosure is custom built from 16 gauge sheet metal. 100A, 200A, 400A and special configurations are available upon request.



- Heavy duty cart
- Clear breaker panel window
- Easily stackable
- GFCI protection available
- 3R and 4X available
- Stainless steel 16ga. enclosure
- UL Listed

| Item # | Main Breaker Rating/Input Type | Output Receptacles (Qty.)/Nema#/Amp-Volt Rating |
|-----------|--------------------------------|---|
| CEP6210DC | 100 Amp 120/280V Direct Wire | (10) 5-20R 20 Amp 125V Straight GFCI, (2) L6-30R 30 Amp 250 V Twist |
| CEP6211DC | 100 Amp 120/280V Direct Wire | (4) L21-20R 20 Amp 120/208V Twist, (2) 5-20R 20 Amp 125V Straight GFCI |
| CEP6220CC | 200 Amp 120/280V Cam Type | (6) CS6364 50 Amp 125/250V Twist, (2) L6-30 30 Amp 250V Twist, (2) L5-20 20 Amp 125V Twist GFCI |
| CEP6221CC | 200 Amp 120/280V Cam Type | (8) L21-20 20 Amp 120/280V, (2) 5-20R 20 Amp 125V Straight GFCI |
| CEP6240CC | 400 Amp 120/280V Cam Type | (8) Pin/Sleeve 60 Amp 125/250V, (2) 5-20R 20 Amp 125V Straight GFCI |
| CEP6241PC | 400 Amp 120/280V Cam Type | (4) Pin/Sleeve 100 Amp 120/280V, (2) 5-20R 20 Amp 125V Straight GFCI |



PROBUILT PROFESSIONAL LIGHTING, LLC

Work Light

Wobblelight® Jr.

The 27" tall Wobblelight® Jr. is a self righting, highly durable light that can take rough handling at home or on the job.

- Integrated 5-foot power cord
- Low heat output; no hot surfaces
- Self-ballasted, instant-on technology
- Completely self-righting
- Tough, light-weight molded housing



| Item # | Desc. | Lumens | Coverage (ft.) |
|--------|---------------------------------|--------|----------------|
| WL85SF | 85-watt Spiral Fluorescent bulb | 5,000 | 15-25 |

Accessories

| | |
|----------|------------------------|
| WL62200 | Dome/Cap Assembly |
| WL111811 | Light Only |
| WL111908 | 85 Watt Bulb |
| WL62230 | Light Reflector Shield |

PROBUILT PROFESSIONAL LIGHTING, LLC

Work Light

Wobblelight®

- Wobblelight® is a self righting, highly durable work light that takes a severe beating from workers, vehicles, debris, and drops with no bulb breakage
- Unlike traditional style quartz halogen utility tripod work lights that can tip over, Wobblelights® have self-righting bases
- They bounce back from abuse, providing stable lighting
- Internal ventilation system keeps light cool enough to touch operates on 120 volts
- No set-up, just plug it in; convenient carrying handle



| Item # | Desc. | Lumens | Coverage (ft.) |
|---------|-----------------------|--------|----------------|
| WL500H | 500-watt Halogen | 8,000 | 15-25 |
| WL175MH | 175-watt Metal Halide | 15,000 | 25-45 |
| WL400MH | 400-watt Metal Halide | 40,000 | 50-110 |

Accessories

| | | | |
|--------------|-----------------------------------|---|---|
| WLWL62270 | 100-watt Metal Halide (Bulb Only) | - | - |
| WLD052195 | 175-watt Metal Halide (Bulb Only) | - | - |
| WLD052197 | 400-watt Metal Halide (Bulb Only) | - | - |
| WL0390318401 | Light Dome and Cap Assembly | - | - |
| WL0390319601 | Light Cap Only | - | - |
| WL52230 | Light Reflector Shield | - | - |

PROBUILT PROFESSIONAL LIGHTING, LLC

Temporary Area Work Light

Hang-A-Light®

- Built in electrical receptacle allowing interconnectivity of up to 8 units on 120V / 15A service
- Self- Ballasted CFL Bulb: lightweight and flicker free with instant start-up
- Energy Efficient: Spiral Fluorescent gives bright 360° light with low-cost operation



| Item # | Desc. | Lumens | Coverage (ft.) |
|-----------|----------|--------|----------------|
| WL111105F | 105-watt | 6,900 | 20-30 |

PROBUILT PROFESSIONAL LIGHTING, LLC

Uplight v2 Portable Task Light

Defender®

The ultimate in durability, portability and versatility. Extremely tough housings and many innovative features. Lean it, lay it, stand it, hang it, or link it. This low current, high-output lighting tackles many tasks that other products can't, including confined spaces.

- Accessory outlet for linking units together
- IP44 design for dust and water resistance
- 15-ft. integrated power cord
- Non-slip rubber base for leaning against walls
- Adjustable nylon strap
- Removable reflector for 360° lighting
- Lamp life 20,000 hours
- CSA certified
- Optional wobble base available



| Item # | Desc. | Lumens | Coverage (ft.) |
|------------|----------------------------|--------|----------------|
| PBTE712505 | 2 Ft., 18 Watt Fluorescent | 1,300 | 5-10 |
| PBTE712500 | 4 Ft., 36 Watt Fluorescent | 3,250 | 10-15 |

PROBUILT PROFESSIONAL LIGHTING, LLC

Eco Uplight Portable

Self Standing Task Light

Defender®

The ultimate tripod task light for durability, portability and versatility. The integrated and collapsible legs open up to 30" diameter for exceptional stability. This low-current, high-output light tackles many tasks that other products can't, including confined spaces.

- Collapsible locking tripod base
- IP44 design for dust and water resistance
- 15-ft. power cord
- Adjustable nylon carrying strap
- Lamp life of 20,000 hours
- CSA certified



| Item # | Desc. | Lumens | Coverage (ft.) |
|------------|----------------------------|--------|----------------|
| PBTE712605 | 2 Ft., 18 Watt Fluorescent | 1,300 | 5-10 |
| PBTE712600 | 4 Ft., 36 Watt Fluorescent | 3,250 | 10-15 |



PROBUILT PROFESSIONAL LIGHTING, LLC
Rechargeable LED Hand Lamp
Defender®

Water resistant and durable, with a tough housing and high-output LED's. It is perfect for small jobs and standard issue equipment for your tradesmen or maintenance teams.

- 26 High-output LEDs
- Multi-positioning retainer
- Rechargeable NiMH batteries
- HI/Low setting
- IP44 design for dust and water resistance
- Run time of 6 hours (low) and 3 hours (high)
- Supplied with 120V adapter/charge



| Item # | Description | Lumens | Coverage (ft.) |
|------------|-------------|--------|----------------|
| PBTE712810 | 26 LED | 133 | up to 8 |

PROBUILT PROFESSIONAL
LIGHTING, LLC
Floor Lights
Defender®

Portable, lightweight, and durable, they deliver big brightness from a small package. Heavy-duty impact resistant housing keeps them on the job. Compact size goes into tight places and stores easily.

- Polycarbonate Lens
- IP44 design for dust and water resistance
- Rubberized carrying handle and base
- Highly polished reflector
- Low energy consumption
- 10-ft integrated power cord
- CSA certified



| Item # | Desc. | Lumens | Coverage (ft.) |
|------------|---------------------|--------|----------------|
| PBTE709165 | 38 Watt Fluorescent | 2,850 | 10-15 |
| PBTE709187 | 64 LED | 350 | 5-10 |



COLEMAN CABLE INC.
Clamp Light
Luma-Site®

- 8.5" Reflector
- 150 Watt bulb rating
- Non-phenolic socket
- 18/2 SPT-2 6' cord
- Standard clamp
- UL listed



| Item # |
|---------|
| COL0151 |

COLEMAN CABLE INC.

Temporary Light Strings
Cord-O-Lite™

- Plastic guards
- Heavy duty 12/3 SJTW (yellow) cord with molded light sockets
- Accommodates A-23 bulbs up to 150 watts
- UL listed
- NEC compliant
- Meets OSHA requirements



| Item # | Length (ft.) |
|----------------|--------------|
| COL07549-88-02 | 100 |
| COL07548-88-02 | 50 |

COLEMAN CABLE INC.

Replacement Guards

- Replacement guard

| Item # | Desc. |
|----------------|--------------|
| COL07200-20-00 | Coated Metal |
| COL07500-00-00 | Plastic |



COLEMAN CABLE INC.

400W Metal Halide Temporary Lighting

- Energy Efficient and Long Life 400W Metal Halide Bulb
- Quick installation with spring-loaded hanger
- Heavy gauge steel guards to resist damage
- Quad-tap ballast (120v, 208v, 240v, 277v)



| Item # |
|----------------|
| COL07605-88-00 |

Replacement Bulb
COL07625

COLEMAN CABLE INC.

Work Light

- One receptacle
- Cord temperature rating: -40 to +60°C
- Operating voltage: 125 VAC
- Max lamp wattage: 75 W
- Wire Type: SJT
- Color: Orange

| Item # |
|---------|
| COL0691 |



CORD-SETS

WMSI Light Bulbs

- Incandescent, frosted
- Contractor grade
- 120 per case

| Item # | Desc. |
|----------|--------------------|
| MID00378 | 75W Tough Coat |
| MID00391 | 100W Tough Coat |
| MIDL75 | 75W Rough Service |
| MIDL100 | 100W Rough Service |



WARNER TOOL PRODUCTS

WARNER TOOL Magnetic Worklight

- 500 watt weatherproof fixture
- 16 gauge, 8 ft. heavy-duty cord
- Powerful 40 lb. pull strength magnet

| Item # |
|----------|
| DDBD-MAG |



WARNER TOOL Clamp Light

- 500 watt weatherproof fixture
- 16 gauge, 8 ft. heavy duty cord
- Screw type clamp mount great for tubing and scaffolding

| Item # |
|------------|
| DDBD-Clamp |



PELICAN TOOL PRODUCTS

PELICAN PRODUCTS Industrial Flashlights MityLite® Laser Spot™

- Fits into pockets, glove compartments, tool boxes etc.
- 400% brighter than ordinary pocket lights with a pre-focused Xenon beam
- Requires 2 AAA-cell Alkaline batteries
- Length 4-3/4", Diameter 5/8"

| Item # | Color |
|---------|-------------|
| PU1900C | Black |
| PU1904 | Lamp/Module |



PELICAN PRODUCTS Industrial Flashlights MityLite™

- Small powerful maintenance light with an exceptionally wide beam
- Built to perform in the most severe conditions: water, rain, snow and fog
- Requires 2 AA-cell Alkaline batteries
- Length 5-1/2", Diameter 1-1/4"

| Item # | Color |
|---------|-------------|
| PU2340B | Black |
| PU2304 | Lamp Module |



PELICAN PRODUCTS Compact Flashlight MityLite™

- Perfect for general use, around the house or at work
- Push button tail switch for one hand operation
- Hands-free use, attach it to your helmet or hard hat with clip included
- Powered by 4 AA Alkaline cell batteries
- 4 Hour Battery Burn Time

| Item # | Color |
|---------|--------|
| PU2430C | Yellow |



PELICAN PRODUCTS Flashlights Pocket SabreLite™

- Complete with xenon lamp module and lanyard
- Batteries: 2 C Alkaline
- Battery Burn Time: 7.5 hrs.
- Length: 5-13/16"

| Item # | Color |
|---------|--------|
| PU1820C | Yellow |



PELICAN PRODUCTS Industrial Flashlights Super SabreLite® Laser Spot™

- Industrial quality flashlight for hazardous location use
- Submersible to 500 ft., many fail safe features
- Requires 3 C-cell Alkaline batteries

| Item # | Color |
|---------|-------|
| PU2000C | Black |





PELICAN PRODUCTS

Flashlights L1 LED Light

- Water resistant. LED flashlight provides up to 50,000 hours of built tough light
- Uses 4 LR44 1.5V Alkaline coin cells for up to 130 hours of battery life
- 2 night vision discs: red and blue/green
- Length: 2-5/8", Candle Power: 6000
- Battery Burn Time: 130 hrs.



| Item # | Color |
|---------|--------|
| PU1930C | Yellow |

PELICAN PRODUCTS

Flashlights StealthLite™

- Submersible to 500' with an unbreakable corrosion proof ABS body and high impact polycarbonate lens
- Built to perform in the most severe conditions
- 4 AA-cell batteries
- 10,000 candle power
- Length: 6-1/2"



| Item # | Color |
|---------|-------------|
| PU2400B | Yellow |
| PU2404 | Lamp Module |

PELICAN PRODUCTS Industrial Flashlight VersaBrite™ Deluxe

- Easily clips onto caps, shirts, coats, belts, or attaches to almost anything
- The prefocused Xenon laser beam penetrates fog, smoke, and dust
- Includes 2 nite vision lens, (1) red and (1) blue/green
- Velcro® mounting system, adjustable hard hat/headband, and 2 AA-cell batteries



| Item # | Color |
|--------|-------------|
| PU2250 | Black |
| PU2204 | Lamp Module |

PELICAN PRODUCTS Industrial Flashlights

Heads Up Lite™

- Provides hands free light to the exact area needed
- A comfortable fit is provided by the large, firm but soft head pad and elastic cloth strap
- The powerful Krypton beam adjusts from spot to flood
- A large on/off switch is easy to operate
- Made of corrosion proof ABS polymer
- Includes 4 AA-cell batteries, 2 Krypton lamps
- Submersible to 500 feet
- Weight: 5.4 oz



Item #

PU2600CS

PELICAN PRODUCTS

Industrial Flashlight Holders Helmet Lite Holder For Pelican Lights

- Designed to fit all hard hats and helmets without drilling or gluing
- Fits all VersaBrite, MityLite, Super MityLite, MityLite Magnum, StealthLites plus other brand lights



Item #

PU700

RAYOVAC

RAYOVAC Industrial Grade Beam Lantern 4 C Cell Size

- High performance LEDs and 2 modes: 150 Lumens, 50 Lumens (energy saver)
- Beam distance: 350 meters, 195 meters (energy saver)
- Battery run time (alkaline batteries incl.): 20 hours, 78 hours (energy saver)
- 15 Foot Drop Test Performance
- Rubber head, shock absorbers
- Impact resisting internal engineering
- IPX4 water resistant
- (4) C Rayovac alkaline batteries included



Item #

RYDIYBEAM-B



RAYOVAC

RAYOVAC

6-Volt

Industrial Lantern

Krypton Bulb

- Includes: 6 Volt Heavy Duty Battery and Flip Stand
- 75 lumen
- Withstands five foot drop tests, weatherproof construction
- Extra-wide reflector with super bright krypton bulb provide a long range beam



Item #

RYI6V-B2

RAYOVAC

Yellow Industrial Flashlight

2 Cell D Size

- Hanging ring on end cap for convenient hang-up storage
- 10 lumen
- Withstands seven foot drop tests, weatherproof construction



Item #

RYIN2

RAYOVAC

Yellow Industrial Flashlight

Magnetic 2 Cell D Size

- Powerful magnet for positioning and storage
- 17 lumen
- Withstands seven foot drop tests, weatherproof construction
- With krypton bulb



Item #

RYIN2-KML

RAYOVAC

Orange Industrial Safety Flashlight

2 Cell D Size

- Safety head and ring hanger
- 8 lumen
- Approved for use in hazardous locations by UL and MSHA
- Withstands seven foot drop tests, weatherproof construction



Item #

RYIN2-MS

RAYOVAC

Rubber/Aluminum Flashlight

- Krypton bulb - 50% brighter than a standard bulb
- Durable rubber and aluminum construction
- Soft comfort grip
- Easy push button switch
- Handy lanyard to carry or hang

| Item # | Desc. | Lumens |
|------------|--------------------------------|--------|
| RY2AA-B RB | Uses 2 AA Batteries (included) | 15 |
| RY2D-B RB | Uses 2 D Batteries (included) | 23 |



RAYOVAC

Industrial Flashlight

2 D Cell Size

- High performance LEDs
- 2 modes: 140 Lumens, 25 Lumens (energy saver)
- Beam distance: 316 meters, 100 meters (energy saver)
- Battery run time: 12 hours, 100 hours (energy saver)
- 20 Foot Drop Test Performance
- Aluminum titanium alloy
- Rubber shock absorbing head and tail cap
- IPX4 water resistant
- (2) D Rayovac alkaline batteries included



Item #

RYDIY2D-B

RAYOVAC

Industrial Flashlight

3 AAA Cell Size

- High performance LEDs and 2 modes: 120 Lumens, 19 Lumens (energy saver)
- Beam distance: 160 meters, 70 meters (energy saver)
- Battery run time (alkaline batteries incl.): 5 hours, 40 hours (energy saver)
- 30 foot drop test performance
- Aluminum titanium alloy
- Rubber shock absorbing head and tail cap
- Impact resisting internal engineering
- IPX4 water resistant
- (3) AAA Rayovac alkaline batteries included



Item #

RYDIY3AAA-B

Are you in the dark?
Let us help shine a
little light on the subject.
Don't forget the extra
batteries....

RAYOVAC

RAYOVAC
Flex360™
LED Clamp Flashlight
RoughNeck™

- High performance LED, 130 lumens with adjustable spot to flood beam
- Grips onto anything to make the job trouble free
- Use the magnet to illuminate from a metal beam, car hood, etc.
- The flexible head rotates 180 degrees and pivots 90 degrees
- Run time is 12 hours on high, beam distance 130 meters, 415 feet
- Runs on 3 AAA batteries that are included



Item #

RYRNC3AA-B

RAYOVAC

9-in-1 Multi Function
Headlight
3 AAA Cell Size

- 9 light modes: 100% maximum brightness, 50% optimum brightness, main beam strobe, blue LED, green LED, red LED, red LED strobe, red rear safety light, and red rear strobe light
- 5 LED
- 22 lumens (high); 10 lumens (low)
- Battery run time: 13 hours (high); 40 hours (low)
- Pivoting head
- Comfortable head strap
- Water resistant



Item #

RYSPHLT3AAA-BA

RAYOVAC

Industrial LED Headlight

- High performance LEDs and 2 modes: 35 Lumens, 11 Lumens (energy saver)
- Beam distance: 24 meters, 15 meters (energy saver)
- Battery Run time (alkaline batteries incl.): 19 hours, 40 hours (energy saver)
- 30 foot drop test performance
- Impact resisting internal engineering
- Cloth and silicone head-straps included
- IPX4 water resistant
- (3) AAA Rayovac alkaline batteries included



Item #

RYDIYHL3AAA-B

RAYOVAC

Multi-Use
80 Lumen Headlight
Roughneck™



- 80 Lumens (target)
- Adjustable spot to flood beam
- Multi Use: Headlight, magnet, hat clip and helmet
- Includes 2 headstraps: Cloth and rubber
- Water resistant
- 3 AAA batteries included

Item #

RYRNHL3AAA-B

RAYOVAC

Krypton Replacement Bulbs

- Flanged Base
- 2/Card



Item #

Desc.

RYK13-2

6-Volt Applications

RYK3-2

3 Cell D Size Flashlight

RAYOVAC

Industrial Alkaline Batteries

- Shrink wrapped



Item #

Desc.

Qty. per Pack

RYAL-AA

AA

8

RYAL-AAA

AAA

8

RYAL-C

C

6

RYAL-D

D

6

RYAL-9V

9V

6

RAYOVAC

Industrial Lantern Batteries

- 6-Volt
- Spring terminals
- Heavy-duty maximum



Item #

RY6V-HDM

MAGLITE

MAGLITE®

D-Cell Flashlights

- High strength aluminum alloy case
- O-ring sealed for water resistance
- 1/2 turn, cam-action focus, spot-to-flood
- 3 position switch - on, off, signal



Item #

Size

Bulb

MLS2D016

2D

Krypton

MLS3D016

3D

Krypton

MLST2D016

2D

LED

MAGLITE

MAGLITE® Mini Flashlights

- High-strength alloy aluminum case
- O-ring sealed for water resistance
- Candle mode
- 1/2 turn, twist focus, spot-to-flood

| Item # | Size | Bulb |
|-----------|------|---------|
| MLM2A016 | AA | Krypton |
| MLM3A016 | AAA | Krypton |
| MLSP2201H | AA | LED |



MAGLITE®

Solitaire Flashlight

- High-strength aluminum alloy case
- O-ring sealed for water resistance
- Extended key lead for easy use
- Twist focus, spot-to-flood

| Item # | Size | Bulb |
|----------|------|----------------|
| MLK3A016 | AAA | High Intensity |



MAGLITE®

Replacement Bulbs

- 2 Pack

| Item # | For Flashlight | Type |
|-----------|----------------|----------------|
| MLLWSA201 | 2D | Krypton |
| MLLWSA301 | 3D | Krypton |
| MLLM2A001 | AA Mini | Krypton |
| MLLM3A001 | AAA Mini | High Intensity |



COLEMAN CABLE INC.

Extension Cord 3-Way Power Block Polar/Solar™

- Three outlet cord connector with power indicator light
- Cord rating: Extra Hard Usage per the National Electrical Code
- UL and UCL listed and CSA certified
- Cable temperature rating: -50 to +90°C

| Item # | Wire Ga/ Cond | Wire Type | Length (ft.) | 125V Rating |
|----------------|------------------|-----------|-----------------|----------------|
| COL03482-00-22 | 12/3 | SEOW | 2 | 15A |



COLEMAN CABLE INC.

Extension Cords Polar/Solar®

- Lightweight and stays flexible to -67°F
- Rugged T*Prene insulation provides superior resistance to abrasion, ozone, oil, grease and chemicals and cold weather
- Power indicator light in the female receptacle to show that the power is on
- UL Listed & CSA Certified outdoor use cord set
- Meets OSHA requirements for outdoor use



| Item # | Wire Ga/ Cond | Wire Type | Length (ft.) | 125V Rating |
|----------------|------------------|-----------|-----------------|----------------|
| COL01487-00-02 | 14/3 | SJEOW | 25 | 15A |
| COL01488-00-02 | 14/3 | SJEOW | 50 | 15A |
| COL01489-00-02 | 14/3 | SJEOW | 100 | 13A |

COLEMAN CABLE INC.

Multi-Outlet Extension Cord

3-Way

Polar/Solar™

- Lightweight and stays flexible to -67°F
- Plug in up to three (Tri-Source) tools in this unique female receptacle
- Power indicator light in female end to show that the power is on
- UL Listed & CSA Certified outdoor use cord set
- Meets OSHA requirements for outdoor use



| Item # | Wire Ga/ Cond | Wire Type | Length (ft.) | 125V Rating |
|----------------|------------------|-----------|-----------------|----------------|
| COL03489-00-02 | 12/3 | SJEOW | 100 | 15A |

COLEMAN CABLE INC.

Extension Cords

Vinyl Outdoor

- UL Listed - Meets OSHA requirements for outdoor use
- Vinyl insulation resists oil, grease, moisture, abrasion and prolonged exposure to sunlight
- Heavy-duty molded-on plugs and connectors



| Item # | Wire Ga/ Cond | Wire Type | Length (ft.) | 125V Rating |
|----------------|------------------|-----------|-----------------|----------------|
| COL02408-88-04 | 14/3 | SJTW | 50 | 15A |
| COL02409-88-04 | 14/3 | SJTW | 100 | 13A |



COLEMAN CABLE INC.

Multi-Outlet Extension Cords 3-Way Vinyl

- Provide additional outlets for power distribution
- Vinyl jacket resists moisture, abrasion, and prolonged exposure to sunlight
- UL/CUL/ETL Listed
- Meets OSHA requirements for outdoor use



| Item # | Wire Ga/ Cond | Wire Type | Length (ft.) | 125V Rating |
|----------------|------------------|--------------|-----------------|----------------|
| COL04187-88-02 | 12/3 | SJTW | 25 | 15A |
| COL04188-88-02 | 12/3 | SJTW | 50 | 15A |
| COL04189-88-02 | 12/3 | SJTW | 100 | 15A |

COLEMAN CABLE INC.

Extension Cords

Vinyl Outdoor

- Vinyl jacket resists moisture, abrasion and prolonged exposure to sunlight
- Three conductor lighted end
- UL/CUL/ETL Listed/Meets OSHA requirements for outdoor use



| Item # | Wire GA/ Cond | Wire Type | Length (ft.) |
|----------------|------------------|-----------|-----------------|
| COL02587-88-02 | 12/3 | SJTW | 25 |
| COL02588-00-02 | 12/3 | SJTW | 50 |
| COL02589-00-02 | 12/3 | SJTW | 100 |
| COL02688-88-02 | 10/3 | SJTW | 50 |
| COL02689-88-02 | 10/3 | SJTW | 100 |

COLEMAN CABLE INC.

Portable Power Cable Box X-Treme Box™

- Portable power distribution center rainproof NEMA 3R
- (6) 20A power outlets GFCI and circuit breaker protected Nema 5-20 straight blade receptacles with covers
- Made in the USA
- Complies with OSHA and NEC specifications
- 30A Power outlet: 250v L6-30R Twist-to Lock w/Cover
- 50A Power outlet/50A Power Inlet 125/250v Twist-to-Lock w/covers
- Overload, Over-Voltage & Open-Neutral Protection: 50A- None, 30A-Circuit Breaker Protected, 20A GFCI & Circuit Breaker Protected



Item #

COL01970-3R-02

COLEMAN CABLE INC.

Mini Portable Power Distribution Box

Mini X-Treme Box™

Features:

- Compact size for ease of use
- Reduces electrical hookup and labor time
- 8 overload, circuit breaker protected 20 amp straight blade outlets
- May be used in vertical or horizontal positions

Applications:

- Provide economical, durable temporary jobsite power

Industry Approvals:

- Complies with OSHA and NEC specifications
- ETL listed



Item #

COL01980

COLEMAN CABLE INC.

Power Distribution Extension Cords

- Temporary power cords are manufactured using rugged 600-volt Type SEOW cable and provide a superior alternative to ordinary SO cords
- Type SEOW constructions provide greater abrasion/wear resistance for longer cord life and its lightweight will make job site transportation easier
- These cords are designed for use with temporary power distribution centers with input current of 50 amps, 125/250 volt AC, 3-pole, and 4 wire



| Item # | Length (ft.) | End Type |
|----------------|--------------|----------------------------|
| COL01918-00-08 | 50 | California Style Twistlock |
| COL01919-00-08 | 100 | California Style Twistlock |

COLEMAN CABLE INC.

Power Cord "Y" Adapter Temporary

- Temporary Power Cords are manufactured using rugged 600-volt Type SEOW cable and provide a superior alternative to ordinary SO cords.
- Type SEOW constructions provide greater abrasion/wear resistance for longer cord life and its lightweight will make job site transportation easier.
- These cords are designed for use with temporary power distribution centers with input current of 50 amps, 125/250 volt AC, 3-pole, and 4 wire.



Item #

COL01920-00-08



COLEMAN CABLE INC.

Cord Adapters

Twist-to-Lock U-Ground

- Standard 15A U-Ground receptacle (NEMA 5-15P)
- Twist-To-Lock 20A Plug (NEMA L5-20R)



| Item # | Wire Ga/Cond | Wire Type | Length (in.) |
|----------------|--------------|-----------|--------------|
| COL09020-88-02 | 12/3 | STW | 9 |

COLEMAN CABLE INC.

Cord Adapters

Twist-to-Lock U-Ground

- Twist-To-Lock 20A Plug (NEMA L5-20P)
- Standard 15A U-Ground receptacle (NEMA 5-15R)



| Item # | Wire Ga/Cond | Wire Type | Length (in.) |
|----------------|--------------|-----------|--------------|
| COL09021-88-02 | 12/3 | STW | 9 |

COLEMAN CABLE INC.

Extension Cord

"Y" Adapters

Twist-to-Lock

- Twist-to Lock 20A plug (NEMA L5-20P)
- Two Twist-to-Lock 20A receptacle (NEMA L5-20R)



| Item # | Wire Ga/Cond | Wire Type | Length (in.) | 125V Rating |
|----------------|--------------|-----------|--------------|-------------|
| COL09022-88-02 | 12/3 | STW | 20 | 20A |

COLEMAN CABLE INC.

GFCI Protected Three Way Cord

- GFCI protected In-line Tri-Cord
- Heavy duty molded T-head with three receptacles
- 12 gauge cord
- Lighted power on indicator
- Operating temperature range-35°C to 66°C



Item #
COL26020-008-6

COLEMAN CABLE INC.

Extension Cord Adapter

"W" Adapter

- Outdoor use straight-blade "W"-adapter cord set
- UL Listed



| Item # | Wire Ga/Cond | Wire Type | Length (ft.) | 125V Rating |
|----------------|--------------|-----------|--------------|-------------|
| COL09019-88-02 | 12/3 | STW | 2 | 15A |

COLEMAN CABLE INC.

GFCI Adaptor

Plug-In w/Surge Protection

- Made with thermoplastic protective housing
- Convert your extension cords, tools and equipment to add GFCI protection
- Provide personal protection from ground faults and open neutral conditions anywhere electrical equipment is used
- UL Listed/Meets OSHA specifications



Item #
COL02800-00-01

COLEMAN CABLE INC.

Outlet Adapters

- Convert single outlet into three grounded outlets
- Orange color



Item #
COL09906-88-03

COLEMAN CABLE INC.

GFCI Cord

Quad Box

- High impact resin with a slant-roof design to prevent water entry; receptacles can accommodate large plugs
- Protection for the job site, plant floor or workshop
- UL Listed/Meets OSHA specifications



| Item # | Wire Ga/Cond | Length (ft.) | 120V Rating | Relay Capacity |
|----------------|--------------|--------------|-------------|----------------|
| COL02816-88-02 | 12/3 | 6 | 15A | 25A |



COLEMAN CABLE INC.

Seoprene® Bulk Electrical Cord



Features:

- Flexible and tough Seoprene jacket
- -50°C to 105°C temperature extremes
- Excellent abrasion, ozone, sunlight, chemical and oil resistance
- Non-wicking lightweight polypropylene fillers
- Water resistant with high dielectric insulation
- Lightweight, long lasting, easy to carry and easy to handle
- Fully recyclable and non-hazardous for environmental landfill disposal
- Color-coded conductors for easy identification

Applications:

- Special uses requiring flexibility and mechanical toughness, high environmental resistance and flame retardance
- Push button remote controls, motor control, stage equipment and lighting, industrial control and robotic systems
- Outdoor applications and suitable and approved for submersion in water

Industry Approvals:

- Federal and Military use under Federal Spec. JC-580B.
- UL Listed SEOW 600V to NEC Article 400
- CSA certified STOW or SJTOW (TPE) -50°C to 105°C
- MSHA approval for flame resistance for mining applications
- ROHS Compliant

| Item # | Gauge |
|----------------|-------|
| COL22327-05-08 | 14/3 |
| COL22328-05-08 | 12/3 |
| COL22329-05-08 | 10/3 |



MARINCO LLC

Temporary Power Plug

- 50 Amp Nylon Device
- 3 Pole/4 Wire, 125/250 Volt



| Item # | Desc. |
|------------|------------------|
| MARCS6364N | Female Connector |
| MARCS6365N | Male Plug |

We cut bulk cord to length



WOODHEAD

Plugs

Super-Safeway®



- For rigorous, abrasive industrial applications
- Durable rubber housing resists heat, oil, impact and chemicals
- Self-centering cord clamp provides superior strain relief

| Item # | Wiring Configuration | NEMA Configuration | Rating |
|--------|----------------------|--------------------|---------------------------|
| DW1433 | 2 Pole/3 Wire | 5-20 | 20 A/125 V |
| DW1447 | 2 Pole/3 Wire | 5-15 | 15 A/125 V |
| DW1448 | 2 Pole/3 Wire | 6-20 | 20 A/250 V |
| DW1449 | 2 Pole/3 Wire | 6-15 | 15 A/250 V |
| DW2407 | 3 Pole/3 Wire | Non-NEMA Locking | 15 A/125 V/ 10 A/250 V |
| DW2447 | 2 Pole/3 Wire | L5-15 | 15 A/125 V |
| DW2608 | 3 Pole/3 Wire | Non-NEMA Locking | 20 A/125V/250 V |
| DW2647 | 2 Pole/3 Wire | L5-20 | 20 A/125 V |
| DW2648 | 2 Pole/3 Wire | L6-20 | 20 A/250 V |
| DW2809 | 4 Pole/4 Wire | Non-NEMA Locking | 30 A/120V/208 V |
| DW2847 | 2 Pole/3 Wire | L5-30 | 30 A/125 V |
| DW2848 | 2 Pole/3 Wire | L6-30 | 30 A/250 V |
| DW5166 | 2 Pole/2 Wire | 1-15 | 15 A/125 V |
| DW5266 | 2 Pole/2 Wire | 1-15 | 15 A/125 V |

WOODHEAD

Connectors

Super-Safeway®



- For rigorous, abrasive industrial applications
- Durable rubber housing resists heat, oil, impact and chemicals
- Self-centering cord clamp provides superior strain relief

| Item # | Wiring Con-fig. | NEMA Config. | Rating |
|--------|-----------------|------------------|---------------------------|
| DW1533 | 2 Pole/3 Wire | 5-20 | 20 A/125 V |
| DW1547 | 2 Pole/3 Wire | 5-15 | 15 A/125 V |
| DW1548 | 2 Pole/3 Wire | 6-20 | 20 A/250 V |
| DW1549 | 2 Pole/3 Wire | 6-15 | 15 A/250 V |
| DW2507 | 3 Pole/3 Wire | Non-NEMA Locking | 15 A/125 V/ 10 A/250 V |
| DW2547 | 2 Pole/3 Wire | L5-15 | 15 A/125 V |
| DW2708 | 3 Pole/3 Wire | Non-NEMA Locking | 20 A/125V/250 V |
| DW2709 | 4 Pole/4 Wire | Non-NEMA Locking | 20 A/120 V |
| DW2747 | 2 Pole/3 Wire | L5-20 | 20 A/125 V |
| DW2748 | 2 Pole/3 Wire | L6-20 | 20 A/250 V |
| DW2909 | 4 Pole/4 Wire | Non-NEMA Locking | 30 A/120V/208 V |
| DW2947 | 2 Pole/3 Wire | L5-30 | 30 A/125 V |
| DW2948 | 2 Pole/3 Wire | L6-30 | 30 A/250 V |
| DW5169 | 2 Pole/2 Wire | 1-15 | 15 A/125 V |
| DW5269 | 2 Pole/3 Wire | 5-15 | 15 A/125 V |



Woodhead
molder

WOODHEAD Industrial-Duty Adapters Safeway®

- Nylon Adapter
- CSA approval LR6837



| Item # | Receptacle (Female End) | Plug (Male End) | Limited Use Applications |
|--------|-------------------------------|-----------------------|---|
| DW1730 | 20A/125V Nema 5-20 | 20A/250V Non-Nema | For use only with receptacles wired for 125V single-phase grounding service |
| DW1732 | 20A/250V Non-Nema | 15A/125V Nema 5-15 | For use only with receptacles wired for 15A/125V single-phase grounding service |

WOODHEAD Receptacle Circuit Testers Super-Safeway®

Compact tester has 3 neon indicating lights that provide a convenient way to test 3 wire, 115 VAC, single phase, polarized outlets. Checks for correct wiring, reversed polarity, open ground, open neutral, open hot, hot & ground reversed and hot on neutral/hot unwired.

U.L. listed



Item #
DW1750

WOODHEAD Hand Lamps Safeway® Drop-Lite®

- Molded nylon handle with switch and side outlet
- Heavy plated steel guard
- 16/3 SJTOW cord
- Molded NEMA 5-15 plug
- UL listed
- Max. Bulb Size: 100 W
- Side Outlet: 120 V

| Item # | Length (ft.) |
|--------|--------------|
| DW402 | 25 |
| DW405 | 50 |



WOODHEAD Lampholder Socket Watertite®

- Rubber cover construction with water-resistant lip that molds around bulb
- Ceramic base interior with full-thread copper screw shell, medium base
- #14 gauge wire leads
- 600 Volt, 300 Watt, maximum 15A



Item #
DW606

WOODHEAD Multiple Outlet Box

- Made of durable rubber to withstand impact of drops, bumps
- Two duplex receptacle, 3-3/8" depth
- NEMA configuration 5-15



Item #
DW3000-1

WOODHEAD Pendant Control

Watertite®

- Switches are single speed, double throw, momentary contact type
- Nylon enclosure and coverplate with rubber pushbutton diaphragm that provides water tight integrity



| Item # | Cord Diameter Range (in.) |
|--------|---------------------------|
| DW4052 | 0.312-0.625 |

WOODHEAD Pushbutton Pendant Stations SUPER-SAFEWAY®

- Features NEoTEX® rubber construction with molded shroud to protect buttons

| Item # | Speed | Number of Buttons |
|--------|--------|-------------------|
| DW4022 | Single | 2 |
| DW4024 | Single | 4 |
| DW4026 | Single | 6 |
| DW4028 | Single | 8 |



Unistrut General Notes

Standard Material

- Channel – cold formed steel
- Fittings – hot rolled steel

Finishes Available

- Electro-galvanized (EG) for fittings
- Pre-galvanized (PG) for channel
- Hot-dip galvanized (HG)
- Perma-Green III (GR)
- Plain (PL)
- Ask about custom powder-coating

Special materials available

- 304 stainless (SS)
- 316 stainless (ST)
- Aluminum
- Fiberglass



General:

- US Made – All Unistrut products are manufactured domestically - ask for details to meet your specific requirements
- Certificates of Conformance available upon request
- Not all products are shown in this catalog – ask for a more detailed Unistrut catalog to see a full listing of products
- Load data – inquire about detailed loading information or a Unistrut catalog
- LEED points – ask how you can obtain LEED points for this product
- Bolt torques – inquire about recommended bolt torque
- Seismic – ask for assistance with products to meet your seismic restraint needs
- Design assistance & material take-offs – see our Engineered Systems section for more details – call for assistance with design and material take-offs

Unistrut Channel Options:

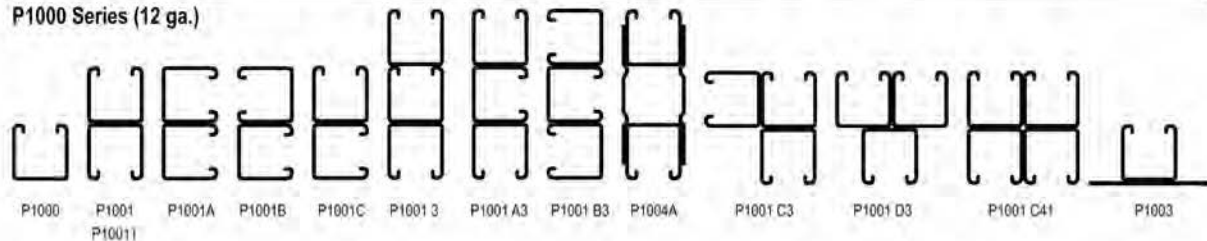
- Standard channel lengths are 10' and 20'. If you require longer lengths, call Edge for more information.
- Curved channel – call for more information
- Cutting & assembly – call Edge for more information and a quote
- Gauge – most channel is 12ga – ask about other gauges
- Holes/slots – most channel is either solid or "T" slotted – ask about other hole and slot configurations (refer to chart) – holes and slots generally reduce load capacity by 5% to 30%

Standard Dimensions for 1-5/8" (41mm) width series channel fittings (unless otherwise shown or noted)

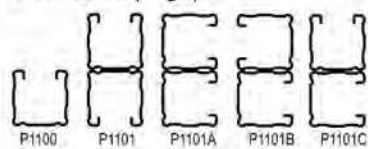
- Hole Diameter: 9/16" (14mm)
- Hole Spacing – From End: 13/16" (21mm)
- Hole Spacing – On Center: 1-7/8" (48mm)
- Width: 1-5/8" (41mm)
- Thickness: 1/4" (6mm)

Complete List of Available Unistrut Channel Combinations and Sizes (Call for more details)

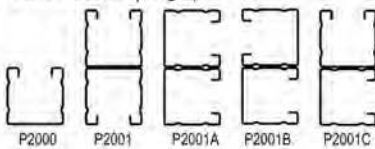
P1000 Series (12 ga.)



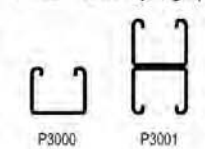
P1100 Series (14 ga.)



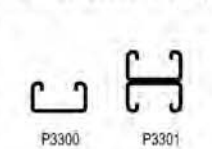
P2000 Series (16 ga.)



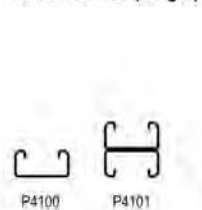
P3000 Series (12 ga.)



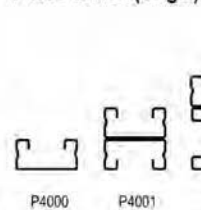
P3300 Series (12 ga.)



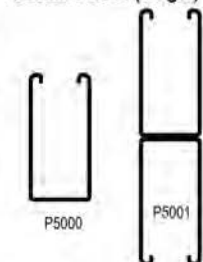
P4100 Series (14 ga.)



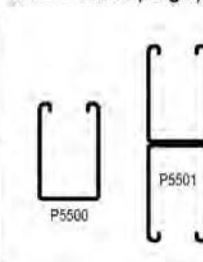
P4000 Series (16 ga.)



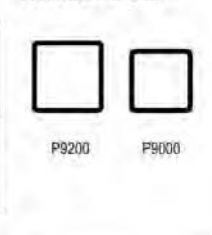
P5000 Series (12 ga.)



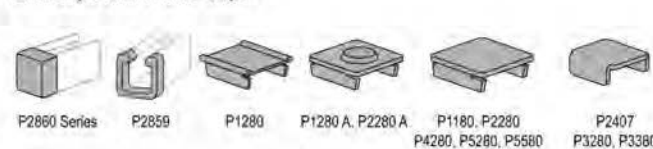
P5500 Series (12 ga.)



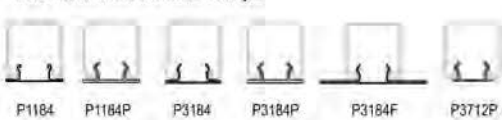
P9000 Series (12 ga.) Telestrut Channel



End Caps and Frame Caps



1 5/8" Channel Closure Strips



Alternate Framing Systems

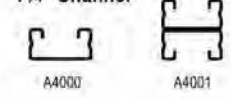
A1000 Series (14 gauge) – 1 1/4" Channel



A3300 Series (14 gauge) 1 1/4" Channel




A4000 Series (19 gauge) 1 1/4" Channel



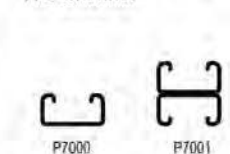
A5000 Series (14 gauge) 1 1/4" Channel










P6000 Series (19 gauge) – 1 3/16" Channel



P7000 Series (19 gauge) 1 3/16" Channel



CHANNEL SELECTION CHART

| Channel | Channel Dimensions | | Material & Thickness | | | Hole Pattern Styles | | | | | |
|---------|---|------------|----------------------|-----------------|-------------|---|--|---|---|---|---|
| |  | | | | |  |  |  |  |  |  |
| | Width | Height | Steel | Stainless Steel | Alum. | HS | T | KO | SL | DS | H3 |
| | In (mm) | In (mm) | gauge | gauge | In (mm) | Steel Only | | | | | |
| P1000 | 1 1/2 (41) | 1 1/2 (41) | 12 ga | 12 ga | 0.109 (2.8) | ■ | ■ | ■ | ■ | ■ | ■ |
| P1100 | 1 1/2 (41) | 1 1/2 (41) | 14 ga | 14 ga | — | ■ | ■ | ■ | ■ | — | — |
| P2000 | 1 1/2 (41) | 1 1/2 (41) | 16 ga | — | — | ■ | ■ | ■ | ■ | — | — |
| P3000 | 1 1/2 (41) | 1 3/4 (35) | 12 ga | — | — | ■ | ■ | ■ | ■ | — | — |
| P3300 | 1 1/2 (41) | 1 1/2 (22) | 12 ga | 12 ga | — | ■ | ■ | — | ■ | — | — |
| P4000 | 1 1/2 (41) | 1 3/8 (21) | 16 ga | 16 ga | 0.078 (2.0) | ■ | ■ | — | ■ | — | — |
| P4100 | 1 1/2 (41) | 1 3/8 (21) | 14 ga | — | — | ■ | ■ | — | ■ | — | — |
| P5000 | 1 1/2 (41) | 3 1/4 (83) | 12 ga | 12 ga | — | ■ | ■ | ■ | ■ | — | — |
| P5500 | 1 1/2 (41) | 2 7/8 (62) | 12 ga | — | 0.109 (2.8) | ■ | ■ | ■ | ■ | — | — |

CHANNELS & COMBINATIONS IN DESCENDING ORDER OF STRENGTH

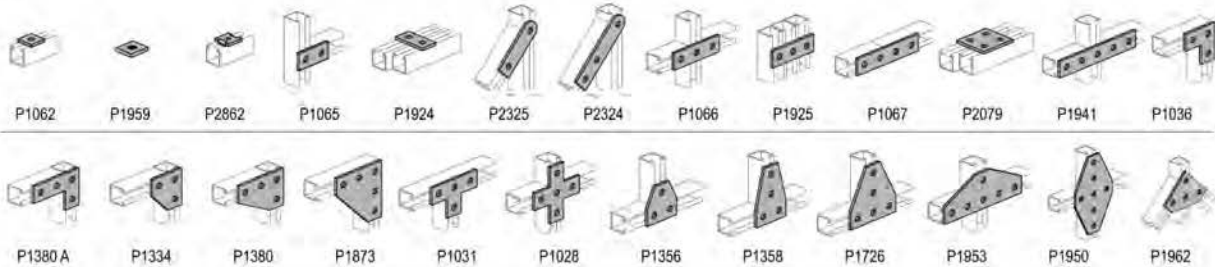
| Channel | Area In ² (cm ²) | Weight lbs/ft (kg/m) | I In ⁴ (cm ⁴) | s In (cm) | Allow. Moment In-lbs (N·m) |
|----------|--|-------------------------|---|---------------|-------------------------------|
| P5001 | 1.793 11.57 | 6.10 9.1 | 6.227 259.2 | 1.916 31.4 | 48,180 5,440 |
| P1004A | 1.965 12.68 | 6.68 9.9 | 4.068 169.3 | 1.669 27.4 | 41,980 4,740 |
| P5501 | 1.452 9.37 | 4.94 7.3 | 2.805 116.8 | 1.151 18.9 | 28,940 3,270 |
| P1001C41 | 2.221 14.33 | 7.55 11.2 | 1.856 77.2 | 1.142 18.7 | 28,720 3,250 |
| P5000 | 0.897 5.78 | 3.05 4.5 | 1.098 45.7 | 0.627 10.3 | 15,770 1,780 |
| P1001 | 1.111 7.16 | 3.78 5.6 | 0.928 38.6 | 0.571 9.4 | 14,360 1,620 |
| P1101 | 0.835 5.39 | 2.84 4.2 | 0.733 30.5 | 0.451 7.4 | 11,340 1,280 |
| P3001 | 1.000 6.45 | 3.40 5.1 | 0.591 24.6 | 0.430 7.0 | 10,810 1,220 |
| P5500 | 0.726 4.68 | 2.47 3.7 | 0.522 21.7 | 0.390 6.4 | 9,820 1,110 |
| P2001 | 0.684 4.41 | 2.32 3.5 | 0.618 25.7 | 0.381 6.2 | 9,570 1,080 |
| P9200 | 0.489 3.16 | 2.23 3.3 | 0.279 11.6 | 0.297 4.9 | 7,480 850 |
| A5000 | 0.492 3.17 | 1.67 2.5 | 0.358 14.9 | 0.265 4.3 | 6,670 750 |
| A1001 | 0.609 3.93 | 2.07 3.1 | 0.302 12.6 | 0.242 4.0 | 6,070 690 |
| P9000 | 0.387 2.50 | 1.88 2.8 | 0.166 6.9 | 0.205 3.4 | 5,150 580 |
| P1000 | 0.555 3.58 | 1.89 2.8 | 0.185 7.7 | 0.202 3.3 | 5,070 570 |
| P3301 | 0.790 5.10 | 2.69 4.0 | 0.176 7.3 | 0.201 3.3 | 5,060 570 |

Combinations not shown in catalog are available on special order. Call for more details.

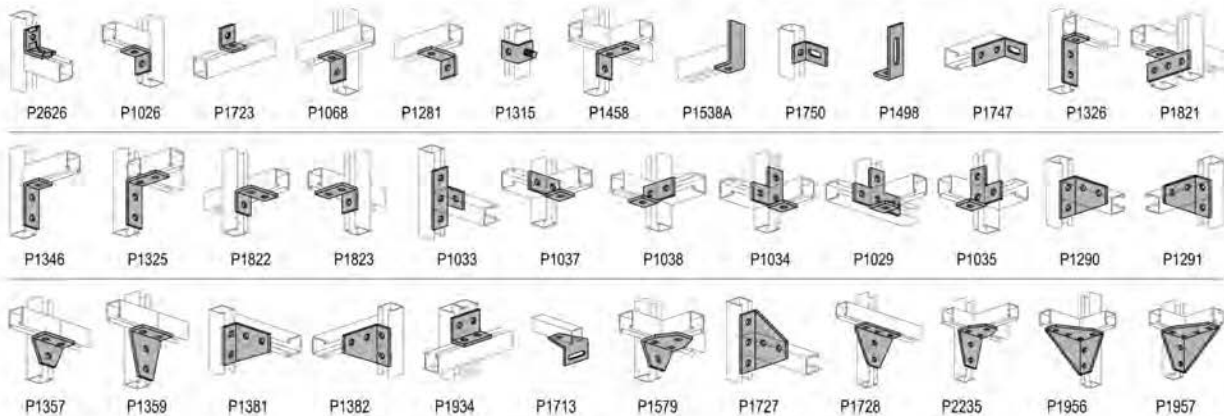
| Channel | Area In ² (cm ²) | Weight lbs/ft (kg/m) | I In ⁴ (cm ⁴) | s In (cm) | Allow. Moment In-lbs (N·m) |
|---------|--|-------------------------|---|--------------|-------------------------------|
| P1100 | 0.418 2.69 | 1.42 2.1 | 0.145 6.0 | 0.162 2.6 | 4,060 460 |
| P3000 | 0.500 3.23 | 1.70 2.5 | 0.120 5.0 | 0.153 2.5 | 3,850 430 |
| P4101 | 0.579 3.74 | 1.97 2.9 | 0.117 4.9 | 0.143 2.4 | 3,610 410 |
| P2000 | 0.342 2.21 | 1.16 1.7 | 0.125 5.2 | 0.140 2.3 | 3,520 400 |
| P4001 | 0.478 3.14 | 1.66 2.5 | 0.104 4.3 | 0.128 2.1 | 3,210 360 |
| A3301 | 0.459 2.96 | 1.56 2.3 | 0.077 3.2 | 0.103 1.7 | 2,590 290 |
| A1000 | 0.305 1.96 | 1.04 1.5 | 0.061 2.5 | 0.086 1.4 | 2,170 250 |
| P3300 | 0.395 2.55 | 1.34 2.0 | 0.037 1.5 | 0.072 1.2 | 1,800 200 |
| A4001 | 0.264 1.70 | 0.90 1.3 | 0.037 1.5 | 0.058 1.0 | 1,470 170 |
| P6001 | 0.213 1.38 | 0.73 1.1 | 0.045 1.9 | 0.055 0.9 | 1,400 160 |
| P4100 | 0.290 1.87 | 0.98 1.5 | 0.026 1.1 | 0.054 0.9 | 1,360 150 |
| P4000 | 0.244 1.57 | 0.83 1.2 | 0.023 0.9 | 0.049 0.8 | 1,230 140 |
| A3300 | 0.230 1.48 | 0.78 1.2 | 0.017 0.7 | 0.038 0.6 | 950 110 |
| A4000 | 0.132 0.85 | 0.45 0.7 | 0.008 0.3 | 0.022 0.4 | 560 60 |
| P6000 | 0.107 0.69 | 0.36 0.5 | 0.009 0.4 | 0.020 0.3 | 510 60 |
| P7001 | 0.148 0.96 | 0.50 0.8 | 0.007 0.3 | 0.018 0.3 | 460 50 |
| P7000 | 0.074 0.48 | 0.25 0.4 | 0.002 0.1 | 0.007 0.1 | 170 20 |

Complete List of Unistrut Fittings Available (Call for more details)

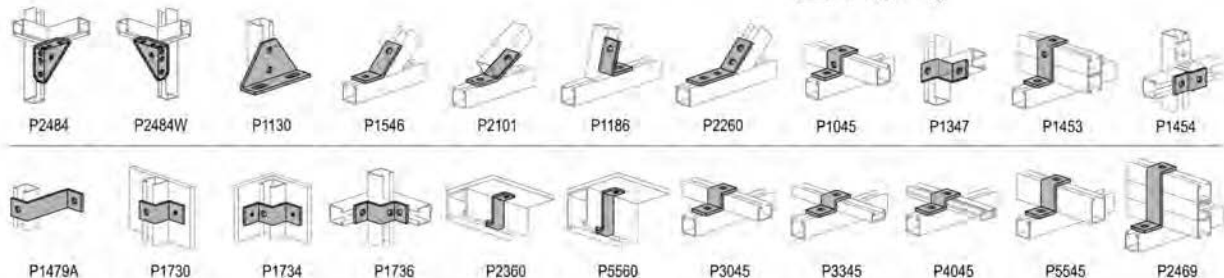
Flat Plate Fittings



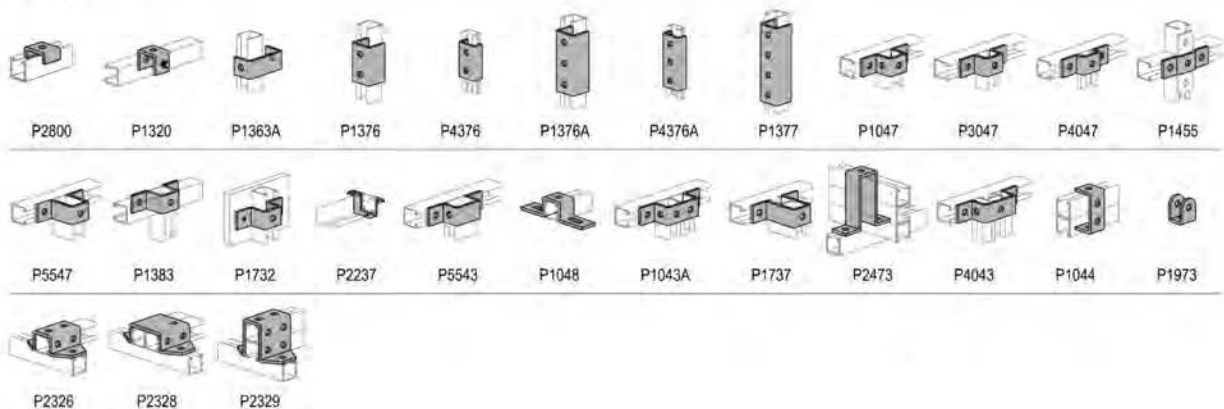
Angle Fittings



"Z" Shape Fittings



"U" Shape Fittings



Complete List of Unistrut Fittings Available (continued) (Call for more details)

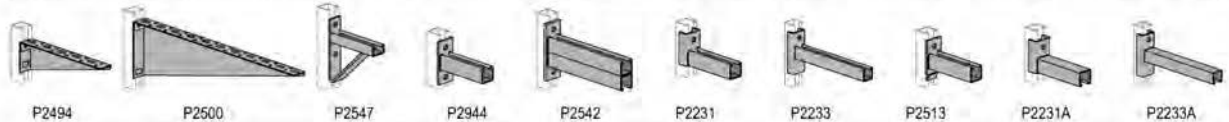
Wing Shape Fittings



Post Bases



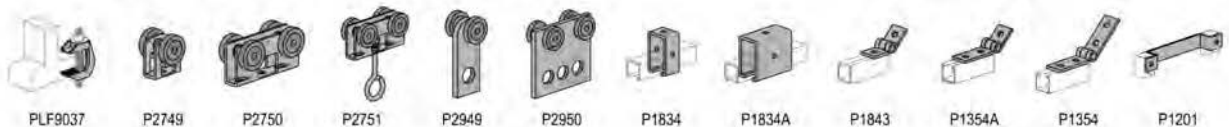
Brackets and Brace Fittings



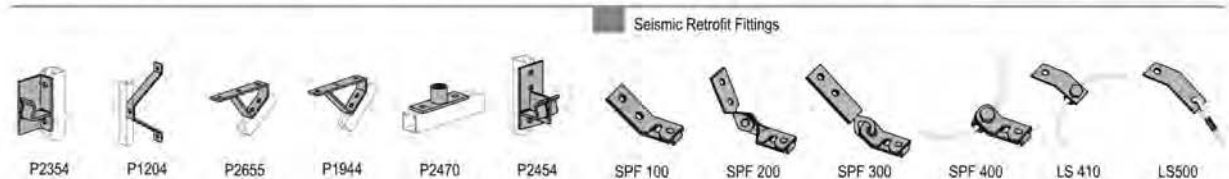
Beam Clamps



Trolley Assemblies



Special Applications Fittings

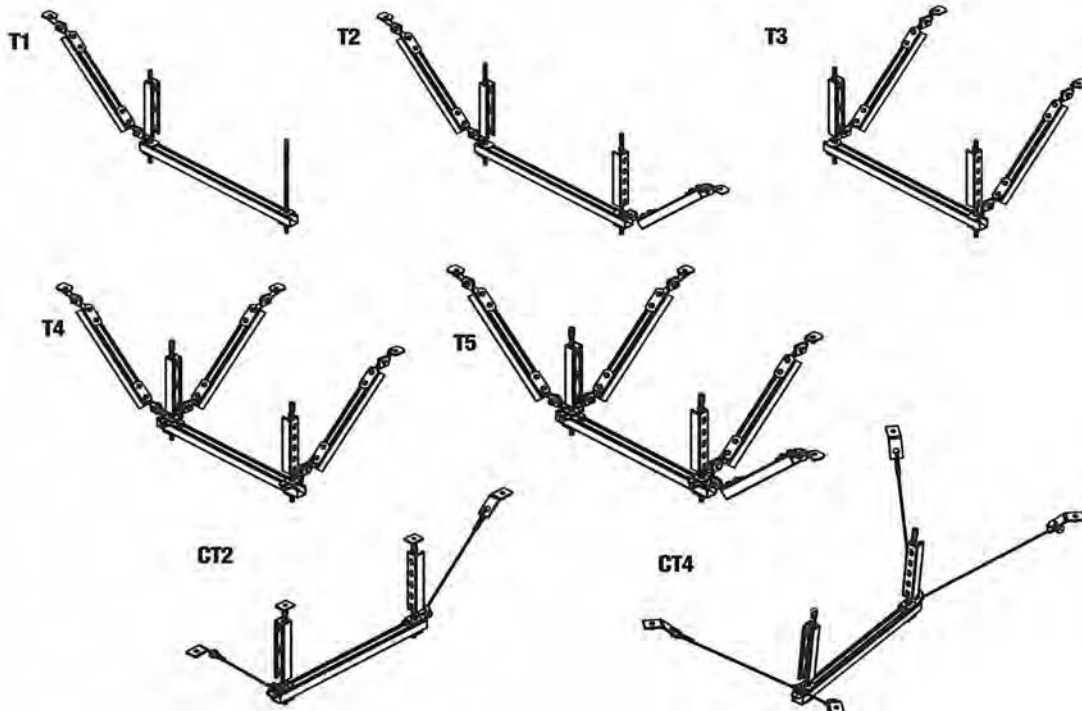
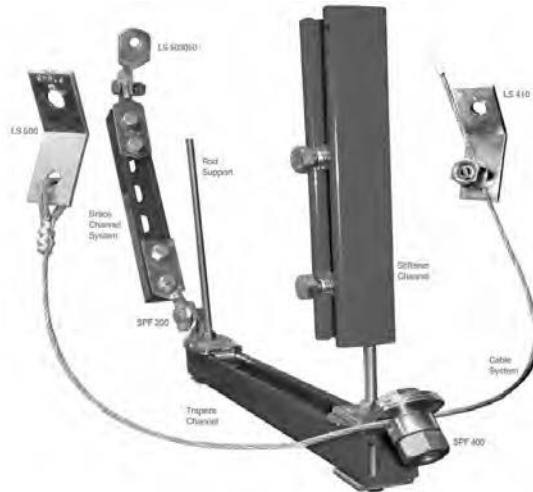


SEISMIC BRACING SYSTEMS

Seismic bracing systems are designed to resist seismic loads to keep non-structural components intact and operational. Typical bracing systems restrain piping, conduit, cable tray, ducts and equipment. Each Authority Having Jurisdictional (AHJ) will address the requirements through their local design professionals using the building codes & standards covering the type of structure and location.

The pictures below show some standard configurations of bracing. The individual parts of any system are a combination of strut channel, fittings, all-thread, cable and hardware. Your system, if planned ahead, can use non-retrofit fittings, but if you are adding your bracing to an existing system then retrofit fittings need to be used. The sizing of the anchor, rod and channel members must be confirmed to qualify the support.

The state with the highest standards of seismic bracing requirements is California. The agency controlling systems used in "Essential Facilities" in California is the "Office of Statewide Health and Planning" (OSHHPD) They review and approve bracing systems & allow the manufacturers to publish an approved OPA (OSHHPD Pre-Approved) document which takes you through the design process.

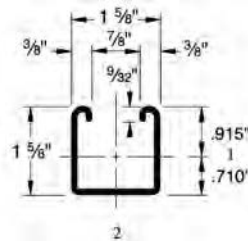


UNISTRUT
a harsco atkore

UNISTRUT
1-5/8" Channel

P1000 Single Solid

- Gauge: 12 (.105")
- Allowable Moment: 5,070 in-lbs
- Wt./100': 189 lbs
- Call to specify material, finish and length



Item #

UTP1000

UNISTRUT
1-5/8" Channel
P1000T Single Slotted

- Gauge: 12 (.105")
- Allowable Moment: 5,070 in-lbs
- Wt./100': 185 lbs
- Slot size 1-1/8" x 9/16" - 2" O.C.
- Call to specify material, finish and length




Item #

UTP1000T

UNISTRUT
1-5/8" Channel
P1000HS Single 1/2 Slot

- Gauge: 12 (.105")
- Allowable Moment: 5,070 in-lbs
- Wt./100': 185 lbs
- Slot Size: 9/16" dia. - 1-7/8" O.C.
- Call to specify material, finish and length



Item #

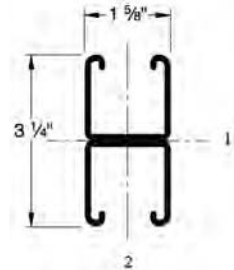

UTP1000HS

Edge Carries a
large stock of
inventory...
Come see one
of our stores

UNISTRUT
1-5/8" Channel

P1001 Back to Back Solid

- Gauge: 12 (.105")
- Allowable Moment: 14,360 in-lbs
- Wt./100': 378 lbs
- Call to specify material, finish and length



Item #

UTP1001

UNISTRUT
1-5/8" Channel

P1001T Back to Back Slotted

- Gauge: 12 (.105")
- Allowable Moment: 14,360 in-lbs
- Wt./100': 321 lbs
- Slot Size: 1-1/8" x 9/16" - 2" O.C.
- Call to specify material, finish and length



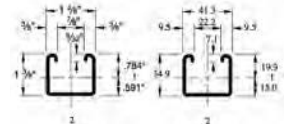
Item #

UTP1001T

UNISTRUT
1-5/8" Channel

P3000 Single Solid

- Gauge: 12 (.105")
- Allowable Moment: 3,870 in-lbs
- Wt./100': 170 lbs
- Call to specify material, finish and length



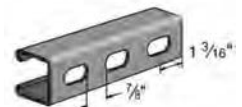
Item #

UTP3000

UNISTRUT
1-5/8" Channel

P3000T Single Slotted

- Gauge: 12 (.105")
- Allowable Moment: 3,870 in-lbs
- Wt./100': 165 lbs
- Slot Size: 1-1/8" x 9/16" - 2" O.C.
- Call to specify material, finish and length



Item #

UTP3000T

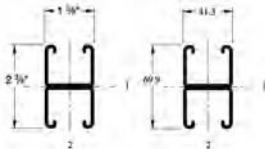


UNISTRUT 1-5/8" Channel

P3001 Back to Back Solid



- Gauge: 12 (.105")
- Allowable Moment: 10,810 in-lbs
- Wt./100': 340 lbs
- Call to specify material, finish and length



Item #

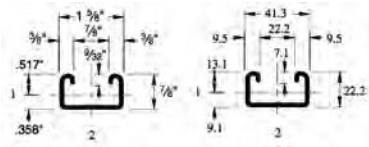
UTP3001

UNISTRUT 1-5/8" Channel

P3300 Single Solid



- Gauge: 12 (.105")
- Allowable Moment: 1,800 in-lbs
- Wt./100': 134 lbs
- Call to specify, material, finish and length

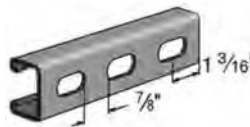


Item #

UTP3300

UNISTRUT 1-5/8" Channel

P3300T Single Slotted



- Gauge: 12 (.105")
- Allowable Moment: 1,800 in-lbs
- Wt./100': 130 lbs
- Slot Size: 1-1/8" x 9/16" - 2" O.C.
- Call to specify, material, finish and length

Item #

UTP3300T

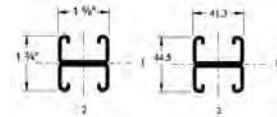
Not finding what
you need? Call
us today.

UNISTRUT 1-5/8" Channel

P3301 Back to Back Solid



- Gauge: 12 (.105")
- Allowable Moment: 5060 in-lbs
- Wt./100': 269 lbs
- Call to specify material, finish and length



Item #

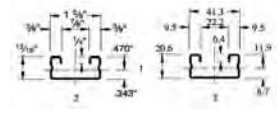
UTP3301

UNISTRUT 1-5/8" Channel

P4000 Single Solid



- Gauge: 16 (.060")
- Allowable Moment: 1,230 in-lbs
- Wt./100': 83 lbs
- Call to specify material, finish and length

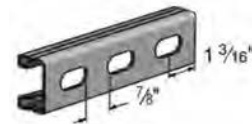


Item #

UTP4000

UNISTRUT 1-5/8" Channel

P4000 T Single Slotted



- Gauge: 16 (.060")
- Allowable Moment: 1,230 in-lbs
- Wt./100': 79 lbs
- Slot Size: 1-1/8" x 9/16" - 2" O.C.
- Call to specify material, finish and length

Item #

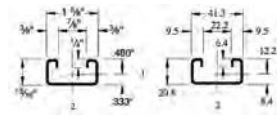
UTP4000T

UNISTRUT 1-5/8" Channel

P4100 Single Solid



- Gauge: 14 (.075")
- Allowable Moment: 1,360 in-lbs
- Wt./100': 98 lbs
- Call to specify material, finish and length



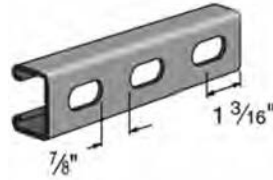
Item #

UTP4100



UNISTRUT
1-5/8" Channel
P4100T Single Slotted

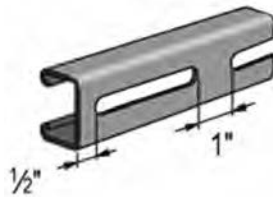
- Gauge: 14 (.075")
- Allowable Moment: 1,360 in-lbs
- Wt./100': 87 lbs
- Slot Size: 1-1/8" x 9/16" - 2" O.C.
- Call to specify material, finish and length



Item #
UTP4100T

UNISTRUT
1-5/8" Channel
P4100SL Single Long Slot

- Gauge: 14 (.075")
- Allowable Moment: 1,360 in-lbs
- Wt./100': 87 lbs
- Slot Size: 3" x 13/32" - 4" O.C.
- Call to specify material, finish and length



Item #
UTP4100SL

UNISTRUT
1-5/8" Channel
P5000 Single Solid

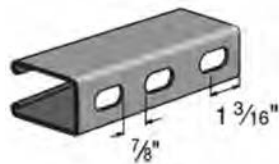
- Gauge: 12 (.105")
- Allowable Moment: 15,770 in-lbs
- Wt./100': 305 lbs
- Call to specify material, finish and length



Item #
UTP5000

UNISTRUT
1-5/8" Channel
P5000T Single Slotted

- Gauge: 12 (.105")
- Allowable Moment: 15,770 in-lbs
- Wt./100': 300 lbs
- Slot Size: 1-1/8" x 9/16" - 2" O.C.
- Call to specify material, finish and length

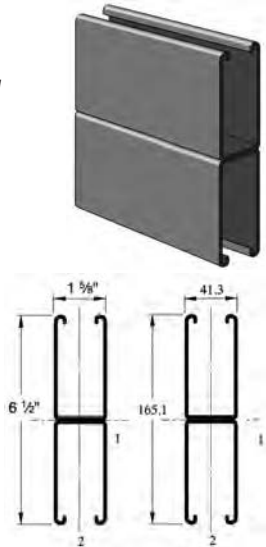


Item #
UTP5000T

UNISTRUT
1-5/8" Channel

P5001 Back to Back Solid

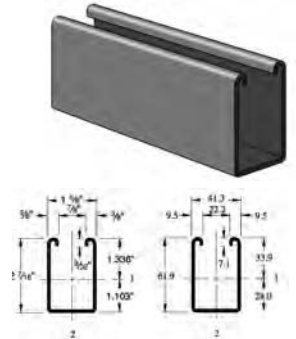
- Gauge: 12 (.105")
- Allowable Moment: 48,180 in-lbs
- Wt./100': 610 lbs
- Call to specify material, finish and length



Item #
UTP5001

UNISTRUT
1-5/8" Channel
P5500 Single Solid

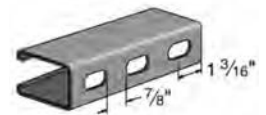
- Gauge: 12 (.105")
- Allowable Moment: 9,820 in-lbs
- Wt./100': 247 lbs
- Call to specify material, finish and length



Item #
UTP5500

UNISTRUT
1-5/8" Channel
P5500T Single Slotted

- Gauge: 12 (.105")
- Allowable Moment: 9,820 in-lbs
- Wt./100': 242 lbs
- Slot Size: 1-1/8" x 9/16" - 2" O.C.
- Call to specify material, finish and length



Item #
UTP5500T

UNISTRUT
1-5/8" Channel
P5501 Back to Back Solid

- Gauge: 12 (.105")
- Allowable Moment: 28,940 in-lbs
- Wt./100': 494 lbs
- Call to specify material, finish and length



Item #
UTP5501



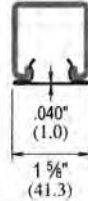
UNISTRUT Closure Strip

P3184-Metal

- Standard length: 10'

Item #

UTP3184PG



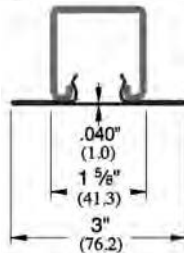
UNISTRUT Closure Strip

P3184F-Metal

- Standard length: 16' (4.9m)

Item #

UTP3184FPG



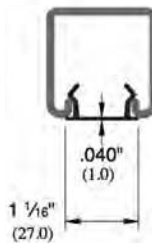
UNISTRUT Closure Strip

P3712P-Plastic

- Color: Black.
- Note: Use with P3170, P3270, and P3370 series concrete insert.
- Standard length: 10' (3m)

Item #

UTP3712P



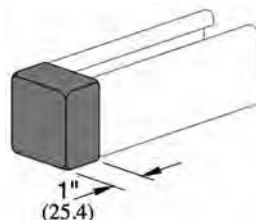
UNISTRUT Plastic White End Cap

P2860-10

- Use with P1000, P1100, P2000 channels & P9000 Telestrut
- Material: Plastic

Item #

UTP2860-10VY



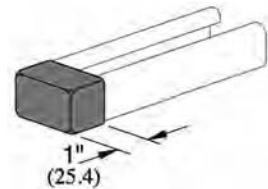
UNISTRUT

Plastic White End Cap P2860-33

- Use with P3300 channel
- Material: Plastic

Item #

P2860-33VY



UNISTRUT

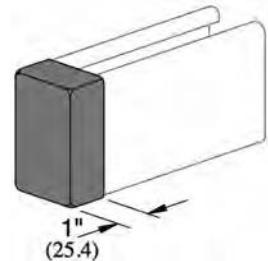
Plastic White End Cap

P2860-55

- Use with P5500 channel
- Material: Plastic

Item #

UTP2860-55VY



UNISTRUT

Slot Adaptor™

- Unique octagon-shaped washer designed to fit inside standard 1-5/8" channel
- Simplifies bolting slotted channel to existing structures
- Turns slotted channel into holed channel for more stability
- Will not rotate
- Keeps hole centered for easy attachment of fasteners



Item #

Fastener Size (in.)

UTHOCW025

1/4

UTHOCW037

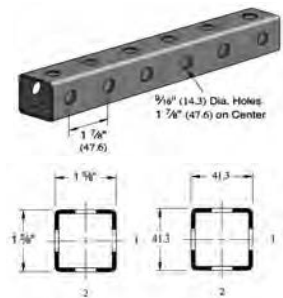
3/8

UNISTRUT

Telestrut Tubing

P9000 1-5/8"

- Fits inside P9200
- Same outside dimensions as P1000
- 12 Gauge Nominal Thickness .105" (2.7mm)
- Allowable Moment (in-Lbs): 5,080
- Wt./100': 188 lbs
- Ask about Telestrut post bases, fittings, and pins
- See also: Telespar product
- Call to Specify material, finish and length



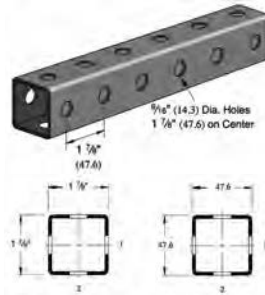
Item #

UTP9000



UNISTRUT Telestrut Tubing

P9200 1-7/8"



- 12 Gauge Nominal Thickness .105" (2.7mm)
- P1000 and P9000 telescope inside
- Allowable Moment (in-Lbs): 14,390
- Wt./100': 223 lbs
- Ask about Telestrut post bases, fittings, and pins
- See also: Telespar product
- Call to specify material, finish and length

| Item # |
|---------|
| UTP9200 |

UNISTRUT Channel Nut

P10XX With Spring

For use with Channel P1000, P1100, P2000, P3000

- Call to specify material and finish



| Item # | Nut Size Thread |
|--------------|-----------------|
| UTP1006-1420 | 1/4"-20 |
| UTP1007 | 5/16"-18 |
| UTP1008 | 3/8"-16 |
| UTP1009 | 7/16"-14 |
| UTP1010S | 1/2"-13 |
| UTP1012S | 5/8"-11 |
| UTP1023S | 3/4"-10 |
| UTP1024S | 7/8"-9 |

UNISTRUT Channel Nuts

P40XX With Spring

- For Use with Channel P3300, P4000, P4100
- Call to specify material and finish



| Item # | Nut Size |
|--------------|----------|
| UTP4006-1420 | 1/4"-20 |
| UTP4008 | 3/8"-16 |
| UTP4010 | 1/2"-13 |
| UTP4012S | 5/8"-11 |

UNISTRUT Channel Nut

P5510 With Spring

- For Use with Channel P5500 only
- Call to specify material and finish

| Item # | Nut Size |
|---------|----------|
| UTP5510 | 1/2" -13 |



UNISTRUT Channel Nut

P30XX Without Spring

- For use with P1000, P1100, P2000, P3000, P3300, P4000, P4100, P5000, and P5500
- Call to specify material and finish



| Item # | Nut Size |
|--------------|----------|
| UTP3006-0832 | #8-32 |
| UTP3006-1024 | #10-24 |
| UTP3006-1420 | 1/4"-20 |
| UTP3007 | 5/16"-18 |
| UTP3008 | 3/8"-16 |
| UTP3009 | 7/16"-14 |
| UTP3010 | 1/2"-13 |
| UTP3013 | 1/2"-13 |

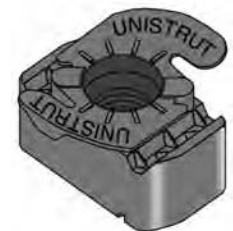
UNISTRUT Channel Nut

P10XX With Plastic Retainer

For use with Channel P1000, P1100, P2000, P3000, P5000, P5500

- Special plastic retaining feature
- Call to specify material and finish

| Item # | Nut Size Thread |
|--------------|-----------------|
| UTP1006T1420 | 1/4"-20 |
| UTP1008T | 3/8"-16 |
| UTP1010T | 1/2"-13 |
| UTP1012 | 5/8"-11 |
| UTP1023 | 3/4"-11 |



UNISTRUT Channel Stud Nut

P2380 With Spring

- Nut Size Thread: 3/8"-16
- A Stud Size: 1 1/8"
- B Thread Size: 7/8"
- For Use With: P100, P1100, P2000, P3000
- All stud nut grooves are serrated
- Call to specify material and finish

| Item # |
|-----------|
| UTP2380-2 |



UNISTRUT[®] atkore

UNISTRUT Hardware

Cap Screw

- Call to specify material and finish

| Item # | Size |
|--------------|--------------|
| UTHHCS025044 | 1/4"x7/16" |
| UTHHCS025075 | 1/4"x3/4" |
| UTHHCS025150 | 1/4"x1 1/2" |
| UTHHCS031125 | 5/16"x1 1/4" |
| UTHHCS037075 | 3/8"x3/4" |
| UTHHCS037087 | 3/8"x7/8" |
| UTHHCS037100 | 3/8"x1" |
| UTHHCS037125 | 3/8"x1 1/4" |
| UTHHCS037150 | 3/8"x1 1/2" |
| UTHHCS037200 | 3/8"x2" |
| UTHHCS037225 | 3/8"x2 1/4" |
| UTHHCS037250 | 3/8"x2 1/2" |
| UTHHCS050094 | 1/2"x1 5/16" |
| UTHHCS050119 | 1/2"x1 3/16" |
| UTHHCS050150 | 1/2"x1 1/2" |
| UTHHCS050175 | 1/2"x1 3/4" |
| UTHHCS050200 | 1/2"x2" |
| UTHCS050225 | 1/2"x2 1/4" |
| UTHHCS050250 | 1/2"x2 1/2" |



UNISTRUT Hardware

Hex Nut

- Call to specify material and finish

| Item # | Size |
|-----------|------|
| UTHHXN037 | 3/8" |
| UTHHXN050 | 1/2" |



UNISTRUT Hardware

Shakeproof Lock Washer

- Call to specify material and finish

| Item # | Size |
|-----------|------|
| UTHLKW037 | 3/8" |
| UTHLKW050 | 1/2" |

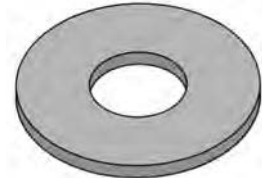


UNISTRUT Hardware

Flat Washer

- Call to specify material and finish

| Item # | Size |
|-----------|-------|
| UTHFLW025 | 1/4" |
| UTHFLW031 | 5/16" |
| UTHFLW037 | 3/8" |
| UTHFLW050 | 1/2" |
| UTHFLW062 | 5/8" |
| UTHFLW075 | 3/4" |
| UTHFLW087 | 7/8" |
| UTHFLW100 | 1" |

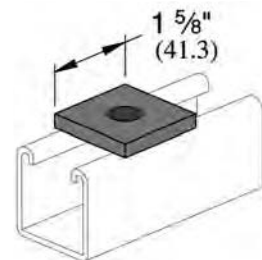


UNISTRUT Flat Plate Fitting

1 Hole Square Washer

- Refer to Standard Dimensions for width, thickness, hole diameters and hole spacing
- Call to specify material and finish

| Item # | Bolt Size | Hole Size |
|---------|-----------|-----------|
| UTP1062 | 5/16" | 11/32" |
| UTP1063 | 3/8" | 7/16" |
| UTP1064 | 1/2" | 9/16" |
| UTP1964 | 5/8" | 1 1/16" |
| UTP2471 | 3/4" | 1 5/16" |

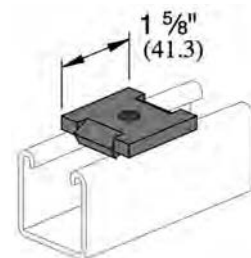


UNISTRUT Flat Plate Fitting

1 Hole Square Washer Anti-Rotate

- Refer to Standard Dimensions for width, thickness, hole diameters and hole spacing
- Call to specify material and finish

| Item # | Bolt Size | Hole Size |
|---------|-----------|-----------|
| UTP2863 | 3/8" | 7/16" |
| UTP2864 | 1/2" | 1/2" |





UNISTRUT
Flat Plate Fitting
P2324 3 Hole

- Refer to Standard Dimensions for width, thickness, hole diameters and hole spacing
- Call to specify material and finish

Item #

UTP2324

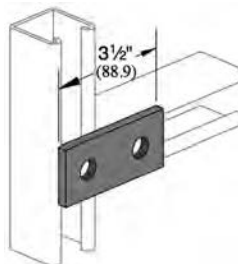


UNISTRUT
Flat Plate Fitting
P1065 2 Hole

- Refer to Standard Dimensions for width, thickness, hole diameters and hole spacing
- Call to specify material and finish

Item #

UTP1065

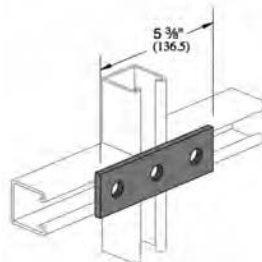


UNISTRUT
Flat Plate Fitting
P1066 3 Hole

- Refer to Standard Dimensions for width, thickness, hole diameters and hole spacing
- Call to specify material and finish

Item #

UTP1066

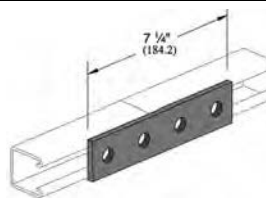


UNISTRUT
Flat Plate Fitting
P1067 4 Hole

- Refer to Standard Dimensions for width, thickness, hole diameters and hole spacing
- Call to specify material and finish

Item #

UTP1067

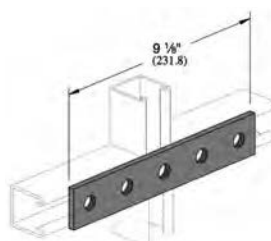


UNISTRUT
Flat Plate Fitting
P1941 5 Hole

- Refer to Standard Dimensions for width, thickness, hole diameters and hole spacing
- Call to specify material and finish

Item #

UTP1941



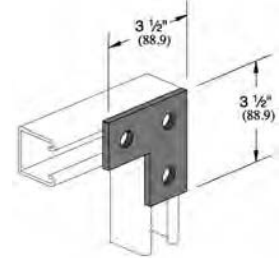
UNISTRUT
Flat Plate Fitting

P1036 3 Hole Corner

- Refer to Standard Dimensions for width, thickness, hole diameters and hole spacing
- Call to specify material and finish

Item #

UTP1036



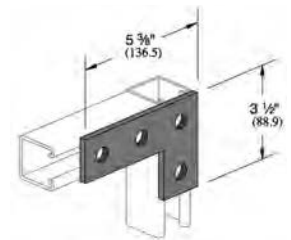
UNISTRUT
Flat Plate L Fitting

P1380A 4 Hole Corner

- Refer to Standard Dimensions for width, thickness, hole diameters and hole spacing
- Call to specify material and finish

Item #

UTP1380A



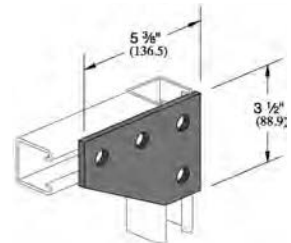
UNISTRUT
Flat Plate Fitting

P1380 4 Hole Corner Gusset

- Refer to Standard Dimensions for width, thickness, hole diameters and hole spacing
- Call to specify material and finish

Item #

UTP1380



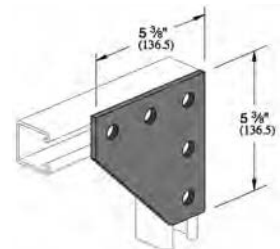
UNISTRUT
Flat Plate Fitting

P1873 5 Hole Corner Gusset

- Refer to Standard Dimensions for width, thickness, hole diameters and hole spacing
- Call to specify material and finish

Item #

UTP1873



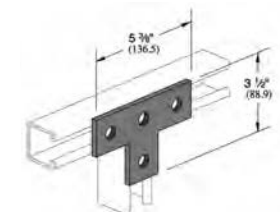
UNISTRUT
Flat Plate Fitting

P1031 4 Hole Tee

- Refer to Standard Dimensions for width, thickness, hole diameters and hole spacing
- Call to specify material and finish

Item #

UTP1031

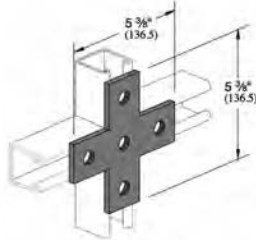


UNISTRUT[®] atkore

UNISTRUT Flat Plate Fitting

P1028 5 Hole Cross

- Refer to Standard Dimensions for width, thickness, hole diameters and hole spacing
- Call to specify material and finish



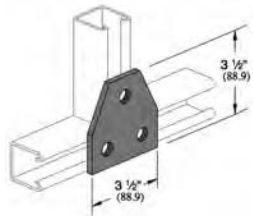
Item #

UTP1028

UNISTRUT Flat Plate Fitting

P1356 3 Hole Gusset Tee

- Refer to Standard Dimensions for width, thickness, hole diameters and hole spacing
- Call to specify material and finish



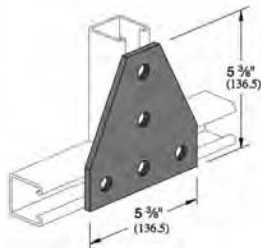
Item #

UTP1356

UNISTRUT Flat Plate Fitting

P1726 5 Hole Gusset Tee

- Refer to Standard Dimensions for width, thickness, hole diameters and hole spacing
- Call to specify material and finish



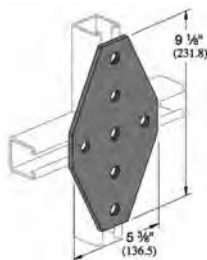
Item #

UTP1726

UNISTRUT Flat Plate Fitting

P1950 7 Hole Gusset Cross

- Refer to Standard Dimensions for width, thickness, hole diameters and hole spacing
- Call to specify material and finish



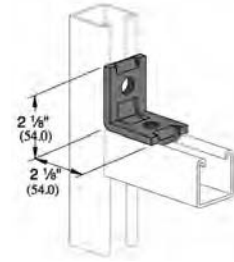
Item #

UTP1950

UNISTRUT 90° Angle Fitting

P2626 2 Hole Anti-Rotate

- Refer to Standard Dimensions for width, thickness, hole diameters and hole spacing
- Call to specify material and finish



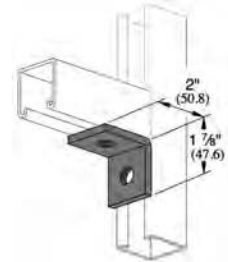
Item #

UTP2626

UNISTRUT 90° Angle Fitting

P1026 2 Hole

- Refer to Standard Dimensions for width, thickness, hole diameters and hole spacing
- Call to specify material and finish



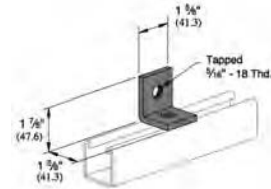
Item #

UTP1026

UNISTRUT 90° Angle Fitting

P1723 2 Hole

- Refer to Standard Dimensions for width, thickness, hole diameters and hole spacing
- Call to specify material and finish



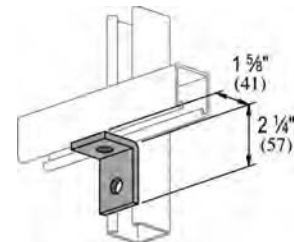
Item #

UTP1723

UNISTRUT 90° Angle Fitting

P1068 2 Hole

- Refer to Standard Dimensions for width, thickness, hole diameters and hole spacing
- Call to specify material and finish



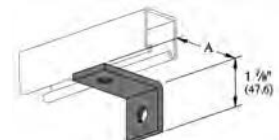
Item #

UTP1068

UNISTRUT 90° Angle Fitting

P1281 2 Hole

- Refer to Standard Dimensions for width, thickness, hole diameters and hole spacing
- Call to specify material and finish



Item #

UTP1281

A

3"

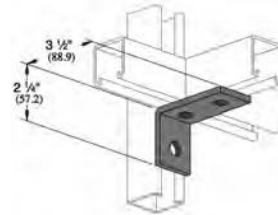


UNISTRUT 90° Angle Fitting P1458 3 Hole

- Refer to Standard Dimensions for width, thickness, hole diameters and hole spacing
- Call to specify material and finish

Item #

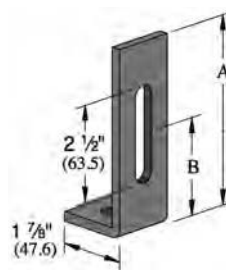
UTP1458



UNISTRUT 90° Angle Fitting P1499 1 Hole & 1 Slot

- Refer to Standard Dimensions for width, thickness, hole diameters and hole spacing
- Call to specify material and finish

| Item # | A | B |
|---------|-------|-------|
| UTP1499 | 6 7/8 | 4 1/2 |

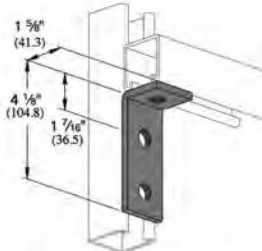


UNISTRUT 90° Angle Fitting P1326 3 Hole

- Refer to Standard Dimensions for width, thickness, hole diameters and hole spacing
- Call to specify material and finish

Item #

UTP1326

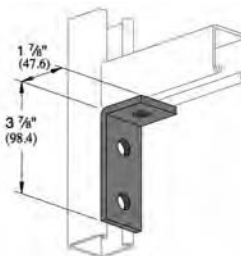


UNISTRUT 90° Angle Fitting P1346 3 Hole

- Refer to Standard Dimensions for width, thickness, hole diameters and hole spacing
- Call to specify material and finish

Item #

UTP1346

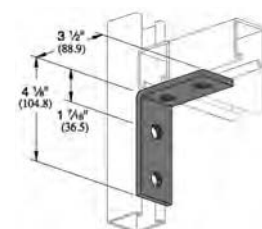


UNISTRUT 90° Angle Fitting P1325 4 Hole

- Refer to Standard Dimensions for width, thickness, hole diameters and hole spacing
- Call to specify material and finish

Item #

UTP1325

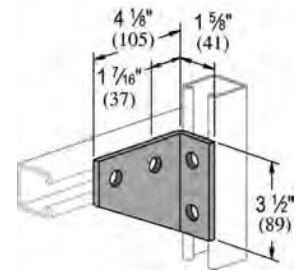


UNISTRUT 90° Angle Fitting P1382 4 Hole Gusset

- Refer to Standard Dimensions for width, thickness, hole diameters and hole spacing
- Call to specify material and finish

Item #

UTP1382



UNISTRUT 90° Angle Fitting P2235 5 Hole Gusset

- Refer to Standard Dimensions for width, thickness, hole diameters and hole spacing
- Call to specify material and finish

Item #

UTP2235

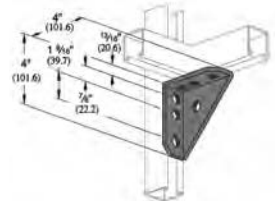


UNISTRUT 90° Fitting P2484 7 Hole Gusset

- Refer to Standard Dimensions for width, thickness, hole diameters and hole spacing
- Call to specify material and finish

Item #

UTP2484

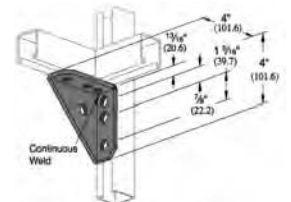


UNISTRUT 90° Fitting P2484W 7 Hole Gusset

- Welded Corner
- Refer to Standard Dimensions for width, thickness, hole diameters and hole spacing
- Call to specify material and finish

Item #

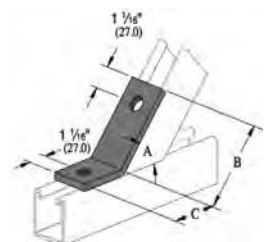
UTP2484W



UNISTRUT Angle Fitting 2 Hole

- Refer to Standard Dimensions for width, thickness, hole diameters and hole spacing
- Call to specify material and finish

| Item # | A° Degree | 'B' Size | 'C' Size |
|---------|-----------|----------|----------|
| UTP1546 | 45° | 3" | 2 5/16" |
| UTP2097 | 60° | 3 3/8" | 1 7/8" |
| UTP2098 | 52 1/2° | 3 1/4" | 2 1/16" |
| UTP2099 | 37 1/2° | 2 11/16" | 2 5/8" |



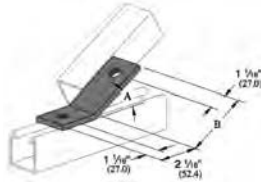
UNISTRUT[®]

atkore

UNISTRUT Angle Fitting

2 Hole

- Ask about other angles
- Refer to Standard Dimensions for width, thickness, hole diameters and hole spacing
- Call to specify material and finish

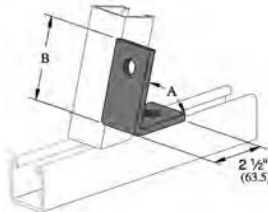


| Item # | A | B |
|---------|-----|--------|
| UTP2101 | 30° | 3 1/4" |

UNISTRUT Angle Fitting

2 Hole

- Ask about other angles
- Refer to Standard Dimensions for width, thickness, hole diameters and hole spacing
- Call to specify material and finish

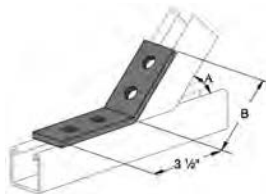


| Item # |
|---------|
| UTP1186 |

UNISTRUT Angle Fittings

4 Hole

- Ask about other angles
- Refer to Standard Dimensions for width, thickness, hole diameters and hole spacing
- Call to specify material and finish

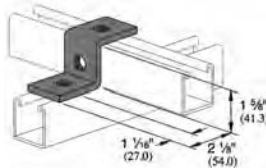


| Item # |
|---------|
| UTP2265 |

UNISTRUT Z Shape Fitting

P1045

- Refer to Standard Dimensions for width, thickness, hole diameters and hole spacing
- Call to specify material and finish

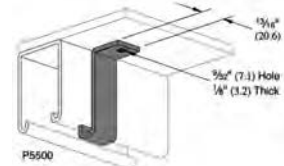


| Item # |
|---------|
| UTP1045 |

UNISTRUT Z Shape Fitting

P5560

- For use with P5500
- Refer to Standard Dimensions for width, thickness, hole diameters and hole spacing
- Call to specify material and finish

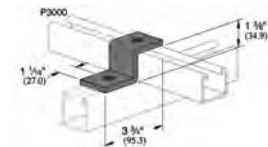


| Item # |
|---------|
| UTP5560 |

UNISTRUT Z Shape Fitting

P3045 2 Hole

- Refer to Standard Dimensions for width, thickness, hole diameters and hole spacing
- Call to specify material and finish

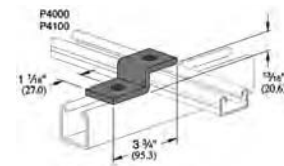


| Item # |
|---------|
| UTP3045 |

UNISTRUT Z Shape Fitting

P4045 2 Hole

- Refer to Standard Dimensions for width, thickness, hole diameters and hole spacing
- Call to specify material and finish

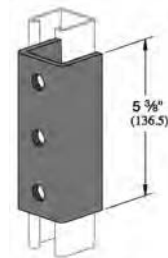


| Item # |
|---------|
| UTP4045 |

UNISTRUT U Shape Fitting

P1376A 3 Hole Splice

- Refer to Standard Dimensions for width, thickness, hole diameters and hole spacing
- Call to specify material and finish

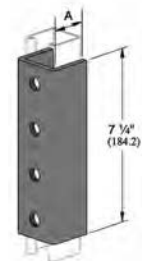


| Item # |
|----------|
| UTP1376A |

UNISTRUT U Shape Fitting

P1377 4 Hole Splice

- For use with P100, P1100, P2000
- Refer to Standard Dimensions for width, thickness, hole diameters and hole spacing
- Call to specify material and finish



| Item # |
|---------|
| UTP1377 |



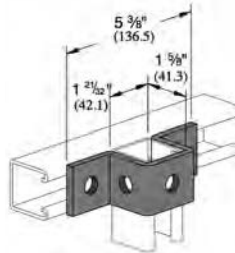
UNISTRUT Hat Shape Fitting

P1047 5 Hole

- For use with P1000
- Refer to Standard Dimensions for width, thickness, hole diameters and hole spacing
- Call to specify material and finish

Item #

UTP1047



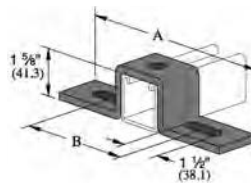
UNISTRUT Hat Shape Fitting

P1048 Slots

- For use with P1000
- Refer to Standard Dimensions for width, thickness, hole diameters and hole spacing
- Call to specify material and thickness

Item #

UTP1048



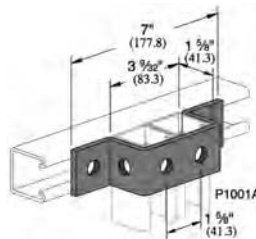
UNISTRUT Hat Shape Fitting

P1043 6 Hole

- For use with P1001
- Refer to Standard Dimensions for width, thickness, hole diameters and hole spacing
- Call to specify material and finish

Item #

UTP1043A



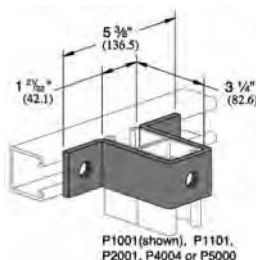
UNISTRUT Hat Shape Fitting

P1737 3 Hole

- For use with P1001
- Refer to Standard Dimensions for width, thickness, hole diameters and hole spacing
- Call to specify material and finish

Item #

UTP1737



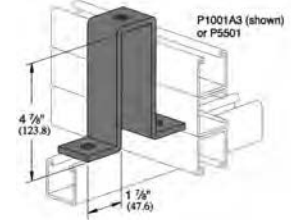
UNISTRUT Hat Shape Fitting

P2473 3 Hole

- For use with P5501
- Refer to Standard Dimensions for width, thickness, hole diameters and hole spacing
- Call to specify material and finish

Item #

UTP2473



UNISTRUT Wing Shape Fitting

P2341R-L 2-Hole

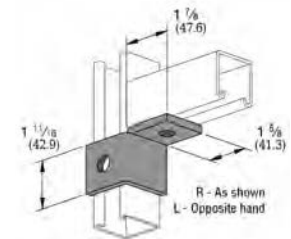
- Refer to Standard Dimensions for width, thickness, hole diameters and hole spacing
- Call to specify material and finish

Item #

Description

UTP2341R Right Hand

UTP2341L Left Hand



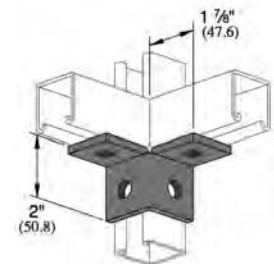
UNISTRUT Wing Shape Fitting

P2223 4 Hole

- Refer to Standard Dimensions for width, thickness, hole diameters and hole spacing
- Call to specify material and finish

Item #

UTP2223



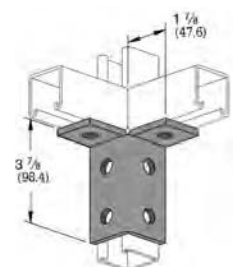
UNISTRUT Wing Shape Fitting

P2224 6 Hole

- Refer to Standard Dimensions for width, thickness, hole diameters and hole spacing
- Call to specify material and finish

Item #

UTP2224



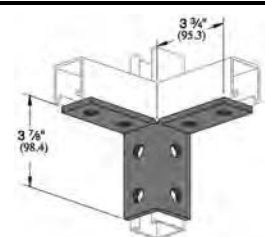
UNISTRUT Wing Shape Fitting

P2225 8 Hole

- Refer to Standard Dimensions for width, thickness, hole diameters and hole spacing
- Call to specify material and finish

Item #

UTP2225





UNISTRUT[®] atkore

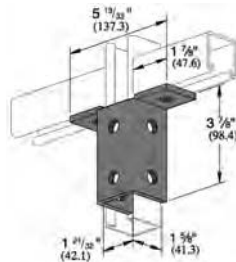
UNISTRUT Wing Shape Fitting

P 2346 8 Hole

- Refer to Standard Dimensions for width, thickness, hole diameters and hole spacing
- Call to specify material and finish

Item #

UTP2346



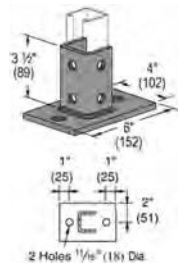
UNISTRUT Post Base

P2942

- Refer to Standard Dimensions for width, thickness, hole diameters and hole spacing
- Call to specify material and finish

Item #

UTP2942



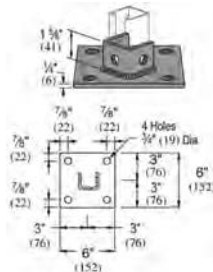
UNISTRUT Post Base

P2072XX

- 6" x 6" Square Base
- Hole Diameter: 9/16" (14.3 mm)
- Hole Spacing (From End): 13/16" (20.6 mm)
- Hole Spacing (on Center): 1-7/8" (47.6 mm)
- Width: 1-5/8" (41 mm)
- Thickness: 1/4" (6.4 mm)

Item #

UTP2072



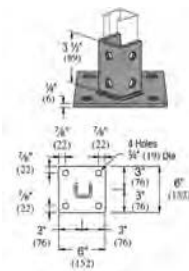
UNISTRUT Poast Base

P2072AXX

- 6" x 6" Square Base
- Hole Diameter: 9/16" (14.3 mm)
- Hole Spacing (From End): 13/16" (20.6 mm)
- Hole Spacing (on Center): 1-7/8" (47.6 mm)
- Width: 1-5/8" (41 mm)
- Thickness: 1/4" (6.4 mm)

Item #

UTP2072A



UNISTRUT Post Base

P2073A & P2073ASQ

SQ indicates opening square with side of plate

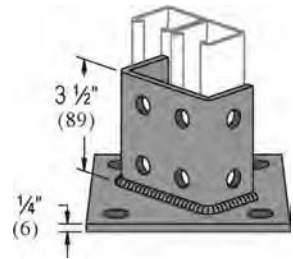
- Refer to Standard Dimensions for width, thickness, hole diameters and hole spacing
- Call to specify material and finish

Item #

UTP2073A

Square Base

UTP2073ASQ



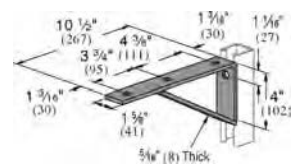
UNISTRUT Brackets

P1771 Heavy Duty

- Material: 1/4" (6.4) Thick Steel
- Call to specify material and finish

Item #

UTP1771



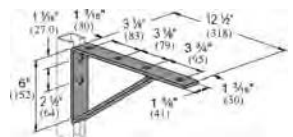
UNISTRUT Brackets

P1773 Heavy Duty

- Material: 1/4" (6.4) Thick Steel
- Call to specify material and finish

Item #

UTP1773



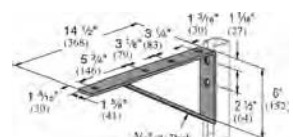
UNISTRUT Brackets

P1775 Heavy Duty

- Material: 1/4" (6.4) Thick Steel
- Call to specify material and finish

Item #

UTP1775



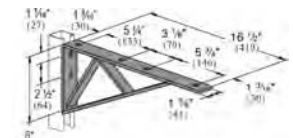
UNISTRUT Brackets

P1777 Heavy Duty

- Material: 1/4" (6.4) Thick Steel
- Call to specify material and finish

Item #

UTP1777



UNISTRUT[®]

an atkore company

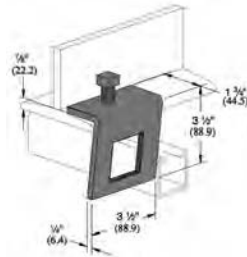
UNISTRUT Beam Clamp

P1796S

- Use in pairs only
- 1/2" - 13 x 1 1/2" Set screw included
- Call to specify material and finish

Item #

UTP1796S



UNISTRUT Beam Clamp

P2785

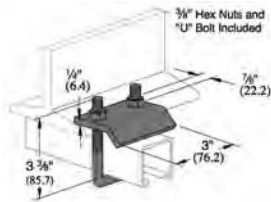
- For use with Beams up to 3/4" (19.1)
- Flanges and with Channels P1000, P1100, P2000, P3000, P3300, P3301, P4000, P4001, P4100, and P4101
- Use in pairs only
- Call to specify material and finish

Item #

UTP2785

Design
Load (Lbs)

1,000



UNISTRUT Beam Clamp

P2786

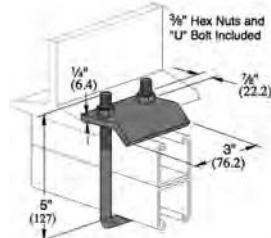
- For use with Beams up to 3/4" (19.1)
- Flanges and with channels P1001, P1101, P2001, P3001, P5000, and P5500
- Use in pairs only
- Call to specify material and finish

Item #

UTP2786

Design
Load (Lbs)

1,000



UNISTRUT Beam Clamp

P2787

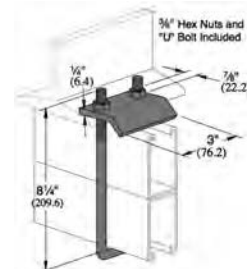
- For use with Beams up to 3/4" (19.1)
- Flanges and with Channels P5001 and P5501
- Use in pairs only
- Call to specify material and finish

Item #

UTP2787

Design
Load (Lbs)

1,000



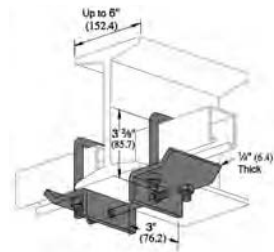
UNISTRUT Beam Clamp

P2868

- Beam Size A: 4" - 6"
- Includes: Center Rod, "U" Bolts and Hex Nuts
- For use with Channels P1000, P1100, P2000, P3000, P3300, P3301, P4000, P4001, P4100, and P4101
- Call to specify material and finish

Item #

UTP2868



UNISTRUT Beam Clamp

P8000 & P8001 Malleable

- Provides structural attachment to top or bottom of metal beams, purlins, channel or angle iron
- Features:
- Set screw made of hardened steel
 - Complies with Federal Specification A-A-192A (Type 19) and MSS SP-69 (Type 19)

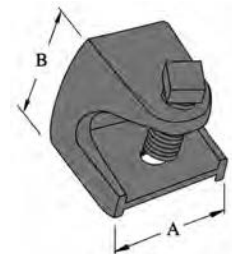


| Item # | Rod Size | Max Load Top | Max Load Bottom |
|-----------|----------|--------------|-----------------|
| UTP8000EG | 3/8" | 500 | 250 |
| UTP8000PL | 3/8" | 500 | 250 |
| UTP8001EG | 1/2" | 950 | 760 |
| UTP8001PL | 1/2" | 950 | 760 |

UNISTRUT Beam Clamp

P289X

- Material: Malleable Iron
- 7/8" Maximum Flange Thickness
- Call to specify material and finish



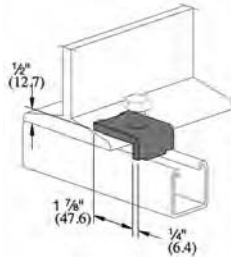
| Item # | Rod Size | 'A' Size | 'B' Size | Load Rating (lbs.) |
|------------|----------|----------|----------|--------------------|
| UTP2894-37 | 3/8" | 2" | 2" | 350 |
| UTP2894-50 | 1/2" | 2 5/8" | 2 1/2" | 400 |



UNISTRUT Beam Clamp

P1386

- Clamp Requires 1/2"-13 x 1 1/2" Hex Head Cap Screw and 1/2" Channel Nut Not Included
- Call to specify material and finish



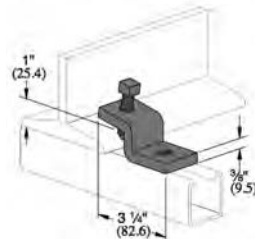
Item #

UTP1386

UNISTRUT Beam Clamp

P1379S

- 1/2" - 13 x 1 1/2" Set Screw Included
- Clamp Requires 1/2" x 1 3/16" Hex Head Cap Screw and 1/2" Channel Nut Not Included
- Call to specify material and finish



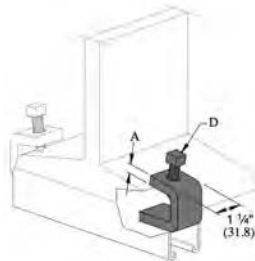
Item #

UTP1379S

UNISTRUT Beam Clamp

C Shape

- Call to specify material and finish

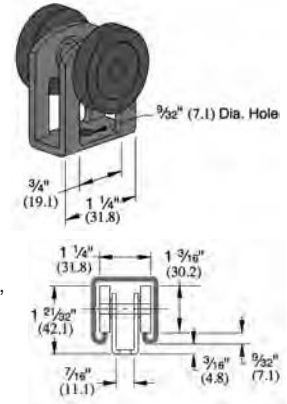


| Item # | A | Flange Thick | D Set Screw Included | Design Load |
|----------|------|--------------|----------------------|-------------|
| UTP1272S | 1/4" | Up to 3/4" | 3/8"-16 x 1 1/2" | 450 |
| UTP1985S | 3/8" | Up to 3/4" | 1/2"-13 x 1 1/2" | 1,000 |
| UTP1986S | 3/8" | 7/8" to 2" | 1/2"-13 x 1 1/2" | 900 |

UNISTRUT Trolley

P2749 2 Wheel

- Clevis Material: 12 gauge.
- Wheel bearings are stainless steel, and should not be lubricated.
- Ask about acetal wheels
- Call to specify material and finish



Design
Item # Load (Lbs)

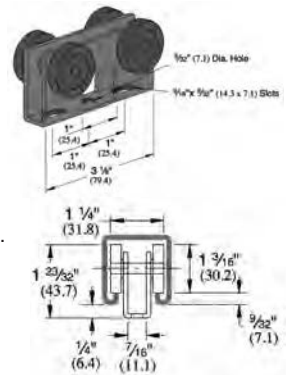
UTP2749

50

UNISTRUT Trolley

P2750 4 Wheel

- Wheel bearings are stainless steel, and should not be lubricated.
- Ask about acetal wheels
- Call to specify material and finish



Design
Item # Load (Lbs)

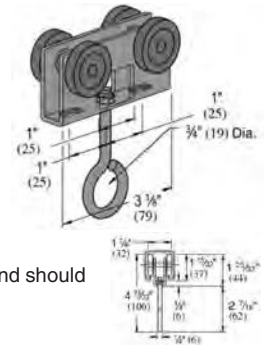
UTP2750

100

UNISTRUT Loop Trolley

P2751 4 Wheel With Hanger

- Clevis Material: 12 gauge.
- Wheel bearings are stainless steel, and should not be lubricated.
- Ask about acetal wheels
- Call to specify material and finish



Design
Item # Load (Lbs)

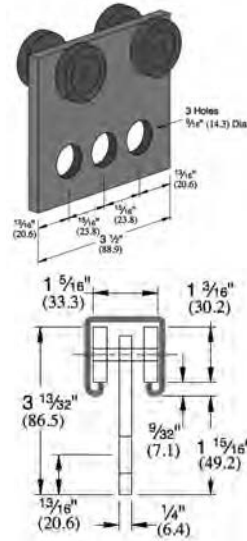
UTP2751

100

UNISTRUT[®] atkore

UNISTRUT Trolley

P2950 3 Hole Plate



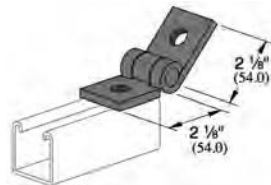
- Wheel bearings are stainless steel, and should not be lubricated.
- Call to specify material and finish

Item #

UTP2950

UNISTRUT Adjustable Hinge Fitting

P1843 2 Hole Hinge



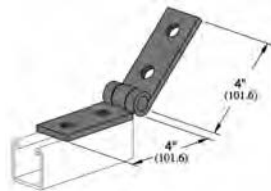
- Refer to Standard Dimensions for width, thickness, hole diameters and hole spacing
- Call to specify material and finish

Item #

UTP1843

UNISTRUT Hinge Fitting

P1354 4 Hole Hinge



- Refer to Standard Dimensions for width, thickness, hole diameters and hole spacing
- Call to specify material and finish

Item #

UTP1354

UNISTRUT Seismic Fittings

Seismic Cable Fittings

- Available in 3/8", 5/8" & 3/4" also
- Call to specify different lengths

| Item # | Hole Diameter in. (mm) | Length (ft.) |
|-----------------|------------------------|--------------|
| UTLS500-050-120 | 5/16 (11) | 12 |

UNISTRUT Seismic Fittings

Seismic Cable Fittings

- Available in 3/8", 5/8", and 3/4" also

| Item # | Anchor Size in. (mm.) | Hole Diameter Size in. (mm) | Finish |
|-------------|-----------------------|-----------------------------|-----------|
| UTLS410-050 | 1/2 (13) | 5/16 (14) | Elec-Galv |

UNISTRUT Seismic Fittings

Adjustable Seismic Pivot Fitting

- Available in 3/8", 5/8" and 3/4" also

| Item # | Anchor Size in. (mm.) | Hole Diameter Size in. (mm) | Finish |
|----------------|-----------------------|-----------------------------|-----------|
| UTSPF200-050EG | 1/2 (13) | 5/16 (14) | Elec-Galv |

UNISTRUT Seismic Fittings

Seismic Pivot Fitting

- Available in 3/8", 5/8", and 3/4" also

| Item # | Anchor Size in. (mm.) | Hole Diameter Size in. (mm) | Finish |
|----------------|-----------------------|-----------------------------|-----------|
| UTSPF400-050EG | 1/2 (13) | 5/16 (14) | Elec-Galv |

UNISTRUT Seismic Fittings

Seismic Rod Stiffener

- For use with P1000
- Can be used with 3/8" - 5/8" threaded rod
- Electro-Galvanized finish

Item #

UTP2486

UNISTRUT Seismic

Cradle Clip

- Call to specify material and finish

Item #

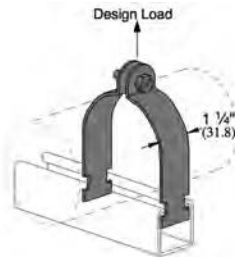
UTP2485



UNISTRUT Pipe/Conduit Clamps

P11XX

- Slotted hex head screw and nut included
- For Rigid steel conduit and O.D. pipe
- Call to specify material and finish

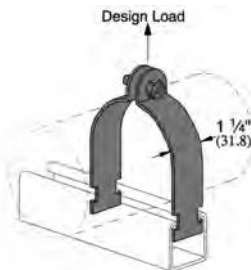


| Item # | Pipe Size | O.D. Size | Thickness (ga.) | Design Load |
|---------|-----------|-----------|-----------------|-------------|
| UTP1111 | 1/2" | 0.840" | 16 | 400 |
| UTP1112 | 3/4" | 1.050" | 14 | 600 |
| UTP1113 | 1" | 1.315" | 14 | 600 |
| UTP1114 | 1 1/4" | 1.660" | 14 | 600 |
| UTP1115 | 1 1/2" | 1.900" | 12 | 800 |
| UTP1117 | 2" | 2.375" | 12 | 800 |
| UTP1118 | 2 1/2" | 2.875" | 12 | 800 |
| UTP1119 | 3" | 3.500" | 12 | 800 |
| UTP1120 | 3 1/2" | 4.000" | 11 | 1,000 |
| UTP1121 | 4" | 4.500" | 11 | 1,000 |
| UTP1123 | 5" | 5.563" | 11 | 1,000 |
| UTP1124 | 6" | 6.625" | 10 | 1,000 |
| UTP1126 | 8" | 8.625" | 10 | 1,000 |

UNISTRUT Pipe/Conduit Clamps

P14XX

- Slotted hex head screw and nut included
- For Thin Wall conduit (EMT)
- Call to specify material and finish

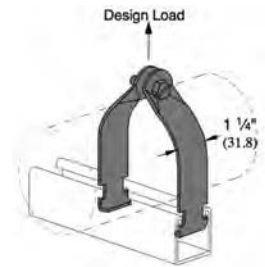


| Item # | Pipe Size | O.D. Size | Thickness (ga.) | Design Load |
|---------|-----------|-----------|-----------------|-------------|
| UTP1426 | 3/8" | 0.577" | 16 | 400 |
| UTP1427 | 1/2" | 0.706" | 16 | 400 |
| UTP1428 | 1" | 1.163" | 14 | 600 |
| UTP1429 | 1 1/4" | 1.510" | 14 | 600 |
| UTP1430 | 1 1/2" | 1.710" | 12 | 800 |
| UTP1431 | 2" | 2.197" | 12 | 800 |

UNISTRUT Pipe Clamp

P12XX

- Use with Rigid or EMT
- Slotted hex head screw and nut included
- Universal style
- Call to specify material and finish

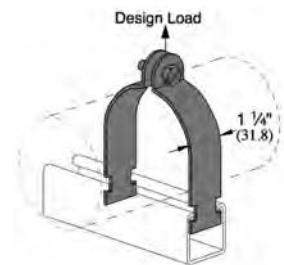


| Item # | Pipe Size | Thickness (ga.) | Design Load |
|---------|-----------|-----------------|-------------|
| UTP1211 | 1/2" | 16 | 400 |
| UTP1212 | 3/4" | 16 | 400 |
| UTP1213 | 1" | 16 | 400 |
| UTP1214 | 1 1/4" | 14 | 600 |
| UTP1215 | 1 1/2" | 14 | 600 |
| UTP1217 | 2" | 14 | 600 |

UNISTRUT Pipe Clamps

P20XX

- Slotted hex head screw and nut included
- For O.D. tubing
- Call to specify material and finish



| Item # | O.D. Tube Size | Thickness (ga.) | Design Load |
|------------|----------------|-----------------|-------------|
| UTP2024 | 1/4" | 16 | 400 |
| UTP2025 | 3/8" | 16 | 400 |
| UTP2026 | 1/2" | 16 | 400 |
| UTP2027 | 5/8" | 16 | 400 |
| UTP2028 | 3/4" | 16 | 400 |
| UTP2029 | 7/8" | 16 | 400 |
| UTP2030 | 1" | 14 | 600 |
| UTP2031 | 1 1/8" | 14 | 600 |
| UTP2032 | 1 1/4" | 14 | 600 |
| UTP2033 | 1 3/8" | 14 | 600 |
| UTP2034 | 1 1/2" | 14 | 600 |
| UTP2035 | 1 5/8" | 14 | 600 |
| UTP2037 | 1 7/8" | 12 | 800 |
| UTP2038 | 2" | 12 | 800 |
| UTP2039 | 2 1/8" | 12 | 800 |
| UTP2042 | 2 1/2" | 12 | 800 |
| UTP2046 | 3" | 12 | 800 |
| UTP2047 | 3 1/8" | 12 | 800 |
| UTP2049 | 3 3/8" | 12 | 800 |
| UTP2051 | 3 5/8" | 12 | 1,000 |
| UTP2053 | 3 7/8" | 11 | 1,000 |
| UTP2070 | 6" | 10 | 1,000 |
| UTP2070-82 | 8 1/4" | 10 | 1,000 |



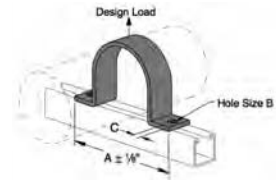
UNISTRUT

atkore

UNISTRUT Pipe Straps

P2558-XX

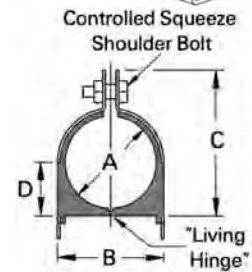
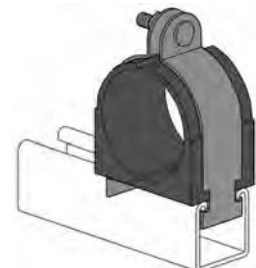
- Call to specify material and finish



| Item # | Nominal Pipe Size | 'A' Size | 'B' Size | 'C' Size | Thickness | Design Load (lbs.) |
|------------|-------------------|----------|----------|----------|-----------|--------------------|
| UTP2558-05 | 1/2" | 27/8" | 9/32" | 7/16" | 1/8" | 500 |
| UTP2558-07 | 3/4" | 31/8" | 9/32" | 7/16" | 1/8" | 500 |
| UTP2558-10 | 1" | 33/8" | 9/32" | 7/16" | 1/8" | 500 |
| UTP2558-12 | 1 1/4" | 33/4" | 9/32" | 7/16" | 1/8" | 500 |
| UTP2558-15 | 1 1/2" | 37/8" | 9/32" | 7/16" | 1/8" | 500 |
| UTP2558-20 | 2" | 53/4" | 7/16" | 11/16" | 1/4" | 1,000 |
| UTP2558-25 | 2 1/2" | 61/4" | 7/16" | 11/16" | 1/4" | 1,000 |
| UTP2558-30 | 3" | 67/8" | 7/16" | 11/16" | 1/4" | 1,000 |

UNISTRUT Insulated Pipe Clamps Cush-A-Clamp®

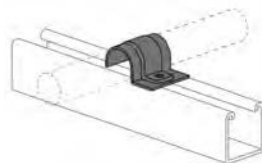
- All tube series above 1 1/4" are furnished without the controlled-squeeze shoulder bolt; these sizes feature a threaded stud securely fastened to one clamp half
- Tube O.D. is Cushion I.D. All parts are marked for easy identification and packaged for small lot or bulk use
- Call to specify material and finish



| Item # | Tubing O.D. | Pipe Nom. | Dim A | Dim B | Dim C | Dim D |
|--------------------|-------------|-----------|-------|-------|-------|-------|
| Tube Series | | | | | | |
| UT010T014 | 5/8" | 1/2" | 0.62" | 1.06" | 1.54" | 0.46" |
| UT014T018 | 7/8" | 3/4" | 0.87" | 1.31" | 1.82" | 0.58" |
| UT018T022 | 1 1/8" | 1" | 1.12" | 1.57" | 2.08" | 0.70" |
| UT024N028 | 1 1/2" | 1 1/4" | 1.50" | 1.95" | 2.47" | 0.90" |
| UT026T030 | 1 5/8" | 1 1/2" | 1.62" | 2.07" | 2.60" | 0.96" |
| Pipe Series | | | | | | |
| UT017N022 | - | 3/4" | 1.05" | 1.50" | 1.95" | 0.70" |

UNISTRUT Tubing Clamps One Hole Clamp

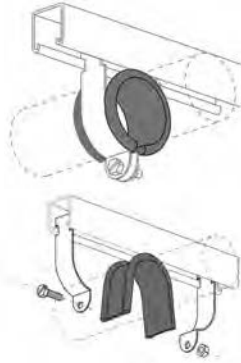
- 1/4" x 3/4" Round head machine screw and Channel nut not included
- Call to specify material and finish



| Item # | O.D. Tube Size | Thickness (ga.) |
|---------|----------------|-----------------|
| UTP2009 | 1/4" | 16 |
| UTP2010 | 5/16" | 16 |
| UTP2020 | 1" | 14 |



UNISTRUT Pipe Supports Unicushion®

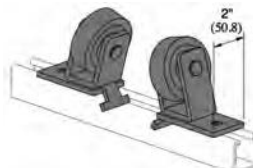


- Shock absorption
- Protection from corrosion and abrasion
- Allowance for expansion and contraction
- Sound and vibration isolation
- Stability in use from - 50° F (-47° C) to + 350° F (+177° C)
- Flexible elastomer material
- Will not support combustion
- 25 feet per carton

| Item # |
|---------|
| UTP2600 |

UNISTRUT Pipe Roller

P2475 For 6" - 16" Pipe



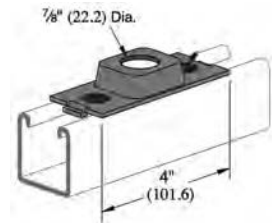
| Pipe Size In | No Insulation In (mm) | Insulation Thickness | | | | | |
|--------------------|-----------------------------|----------------------|----------------|---------------|----------------|---------------|---------------|
| | | 1" In (mm) | 1½" In (mm) | 2" In (mm) | 2½" In (mm) | 3" In (mm) | 4" In (mm) |
| 6 | 9½ 241.3 | 10½ 260.4 | 10½ 266.7 | 10½ 273.1 | 11 279.4 | 11¼ 288.9 | 11½ 301.6 |
| 8 | 10½ 257.2 | * | 11 273.4 | 11¼ 288.9 | 11½ 298.5 | 12 304.8 | 12½ 317.5 |
| 10 | 10½ 273.1 | * | 11½ 295.3 | 12 304.8 | 12½ 311.2 | 12½ 317.5 | 13 330.2 |
| 12 | 11½ 285.8 | * | 12½ 308.0 | 12½ 317.5 | 12½ 323.9 | 13 330.2 | 13½ 342.9 |
| 14 | 11½ 295.3 | * | 12½ 317.5 | 12½ 327.0 | 13 330.2 | 13½ 339.7 | 14 355.6 |
| 16 | 12½ 308.0 | * | 13 330.2 | 13½ 339.7 | 13½ 352.4 | 14 355.6 | 14½ 368.3 |

- Requires 2 each 1/2" x 15/16" bolts and 1/2" channel nuts per assembly; sold separately
- Design Load: 1500 lbs.
- Material: Cast iron rollers
- Call to specify material and finish

| Item # | Design Load (Lbs) |
|---------|-------------------|
| UTP2475 | 1500 |

UNISTRUT

Electrical Fittings Conduit Hanger Connector

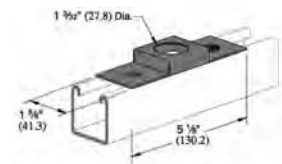


- For 1/2" conduit
- 1/4" x 5/8" Flat head machine screw and P3016-1420 nut included
- Material: 12 gauge
- Use with channels: P1000 and P1100
- Call to specify material and finish

| Item # | Design Load (Lbs) |
|---------|-------------------|
| UTP2535 | 400 |

UNISTRUT

Electrical Fittings Conduit Hanger Connector

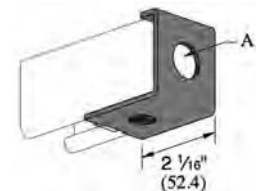


- For 3/4" conduit
- 1/4" x 5/8" Flat head machine screw and P3016-1420 nut included
- Call to specify material and finish

| Item # | Design Load (Lbs) |
|---------|-------------------|
| UTP2536 | 200 |

UNISTRUT

Electrical Fittings Channel End Connector



- For 1/2" Conduit
- 1/4" x 5/8" Flat head machine screw and P3016-1420 nut included
- Material: 12 gauge
- Use with channels: P1000 and P1100
- Call to specify material and finish

| Item # |
|------------|
| UTP2521-50 |

UNISTRUT

Electrical Fittings Wireway End Cap

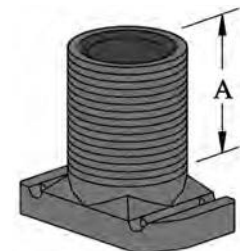


- Call to specify material and finish

| Item # | Use With |
|----------|----------|
| UTP1280W | P1000 |
| UTP4280W | P4000 |

UNISTRUT

Electrical Fittings Channel Wiring Stud Nut



- 1/2" American standard straight pipe thread
- A Stud Size: 1-5/64"
- Material: Sintered metal
- Design Load: 320 lbs.
- Call to specify material and finish

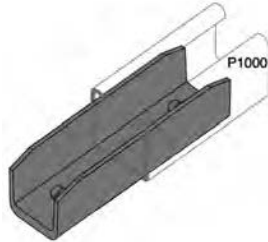
| Item # |
|---------|
| UTP2450 |

UNISTRUT
a **atkore** company

UNISTRUT
Electrical fittings
In-Channel Joiners - Straight

- Material: Cast aluminum.
- 3/8"-16 x 1/4" Socket Cup Point Set Screws Included
- Material: Aluminum

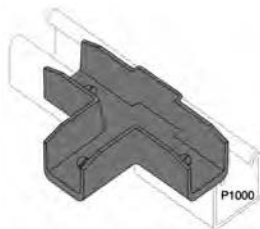
Item #
UTP2900AL



UNISTRUT
Electrical Fittings
In-Channel Joiners - Tee

- Material: Cast aluminum.
- 3/8"-16 x 1/4" Socket Cup Point Set Screws Included
- Material: Aluminum

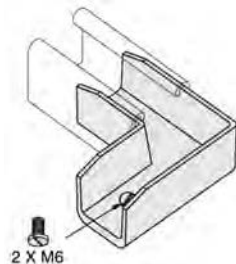
Item #
UTP2901AL



UNISTRUT
Electrical Fittings
In-Channel Joiners-L

- Material: Cast aluminum
- 3/8"-16 x 1/4" Socket Cup Point Set Screws Included
- Material: Aluminum

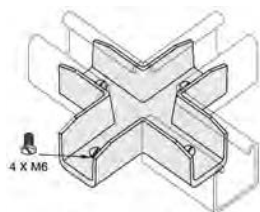
Item #
UTP2902AL



UNISTRUT
Electrical Fittings
In-Channel Joiners-X

- Material: Cast aluminum
- 3/8"-16 x 1/4" Socket Cup Point Set Screws Included
- Material: Aluminum

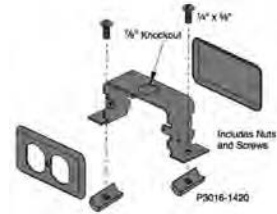
Item #
UTP2903AL



UNISTRUT
Electrical Fittings
Receptacle Box - Single Outlet

- Includes Nuts and Screws
- Call to specify material and finish

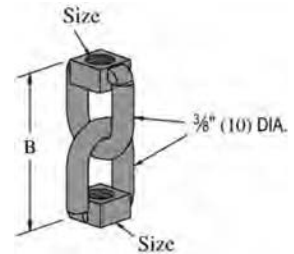
Item #
UTP2761



UNISTRUT
Electrical Fittings
Swivel Hanger

- Size: 1/2"
- Call to specify material and finish

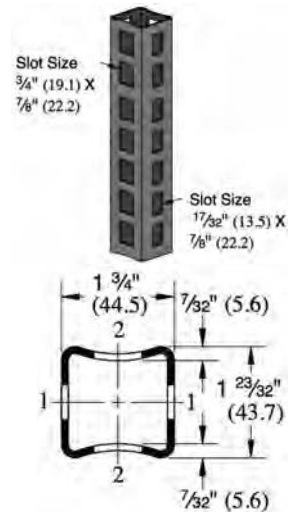
Item #
UTM2950



UNISTRUT
Electrical Fittings
Cable Entrance

- Gauge: 12 (.105)
- Allowable Moment: 4,800 in-lbs
- Slot Spacing: 1 1/4" on center
- Call to specify material, finish and length

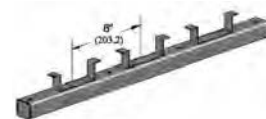
Item #
UTP16F



UNISTRUT
Concrete Inserts
P32XX

- 1-3/8" tall x 1-5/8" wide
- Gauge: 12ga.
- Same height as P 3000
- Max. Allowable Point Load: 2,000 lbs.
- Min. Spacing of Pt. Loads: 12"
- Max. Allowable Uniform Load: 2,000 lbs.
- No Closure Strip, No End Caps, W/Back Plates
- Need to order Closure Strips separately
- Call to specify material, finish and length

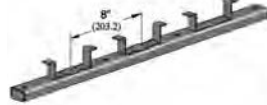
Item #
UTP3270





UNISTRUT Concrete Inserts P33XX

- 7/8" tall x 1-5/8" wide
- Gauge: 12ga.
- Same height as P 3300
- Insert Length: 20'
- Max. Allowable Point Load: 2,000 lbs.
- Min. Spacing of Pt. Loads: 12"
- Max. Allowable Uniform Load: 2,000 lbs.
- No Closure Strip, No End Caps, W/Back Plates
- Make sure to include Closure Strips
- Call to specify material finish and length




Item #

UTP3370X

UNISTRUT Closure Strip P3712P-Plastic

- Material: Plastic
- Color: Black.
- Note: Use with P3170, P3270, and P3370 series concrete insert.
- Standard length: 10' (3m)



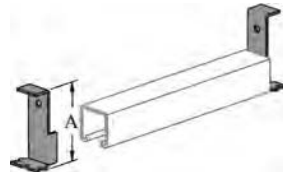
Item #

UTP3712P

UNISTRUT Concrete Inserts End Cap Anchors

Note: End cap anchor for use with 1-5/8" wide standard Unistrut inserts only

- Use P3703 with P33XX insert
- Use P3704 with P32XX insert
- Call to specify material and finish



| Item # | Channel | A |
|---------|---------|----------|
| UTP1704 | P1000 | 2 13/32" |
| UTP3703 | P3300 | 2 7/16" |
| UTP3704 | P3000 | 3" |

UNISTRUT Concrete Inserts

End Cap

- Call to specify material and finish

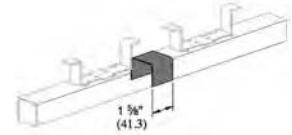


| Item # | Fits Channel |
|---------|--------------|
| UTP3280 | P3000 |
| UTP3380 | P3300 |

UNISTRUT Concrete Inserts

Joint Covers

- Use with Insert Series: P3270
- *Note: Joint cover for use with 1-5/8" wide standard Unistrut inserts only.
- Call to specify material and finish



Item #

UTP3663

UNISTRUT 13/16" Series P7000

- Allowable Moment: 180 in-lbs
- Call to specify material and finish



Item #

UTP7000

UNISTRUT Channel Nut

P6006 With Spring

- For Use with Channel P5500 only
- Call to specify material and finish

| Item # | Nut Size |
|--------------|----------|
| UTP6006-0836 | #8-36 |
| UTP6006-0832 | #8 -32 |
| UTP6006-1032 | #10-32 |
| UTP6006-1024 | #10-24 |
| UTP6006-1420 | 1/4"-20 |



UNISTRUT Channel Nut

P7006 With Spring

- For use with P7000
- Call to specify material and finish

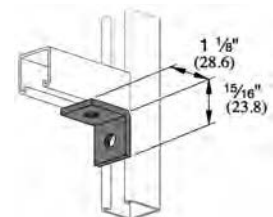
| Item # | Nut Size |
|--------------|----------|
| UTP7006-1420 | 1/4"-20 |



UNISTRUT 13/16" Series

P6026 2 Hole

- Refer to Standard Dimensions for width, thickness, hole diameters and hole spacing
- Call to specify material and finish



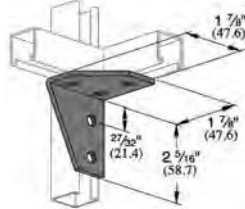
Item #

UTP6026



UNISTRUT 13/16" Series P6917 5 Hole Gusset

- Refer to Standard Dimensions for width, thickness, hole diameters and hole spacing
- Call to specify material and finish



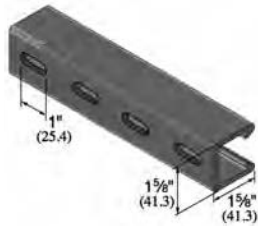
Item #

UTP6917

UNISTRUT Fiberglass

20P2200 Slotted Channel

- Wt/100 ft. (lbs.): 82



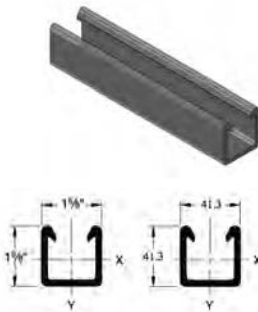
Item #

UF20P-2200-20

UNISTRUT Fiberglass

20P2000 Single Channel

- Patented flange profile
- Area: 1.06"[2]
- X - X Axis: I: 0.31 in[4]; R: 0.54"; C!: 0.70"; C2: 0.93"
- Y - Y Axis: I: 0.42 in[4]; R: 0.63"; C: 0.82"
- Wt/100 ft. (lbs.): 82



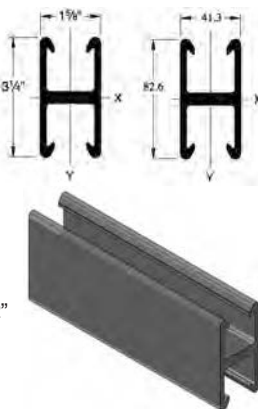
Item #

UT20P-2000-20

UNISTRUT Fiberglass

20P2100 Back to Back

- Patented flange profile
- Area: 2.12"[2]
- X - X Axis: I: 1.77 in[4]; R: 0.91"; C!: 1.63"; C2: 1.63"
- Y - Y Axis: I: 0.85 in[4]; R: 0.63"; C: 0.82"
- Wt/100 ft. (lbs.): 164



Item #

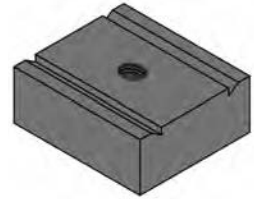
UT20P-2100-20

UNISTRUT Fiberglass

Channel Nut - Heavy Duty

Heavy duty channel nuts are designed to be used where high thread shear values or spring nuts are required. They can not be used with light duty 1000 series channel or SST profile channel.

- Material: glass-reinforced polyurethane
- Thread shear values shown represent a 3:1 safety factor
- Wt/100 pcs. (lbs.): 5.7



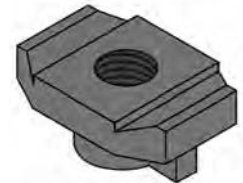
| Item # | Size | Thread Shear (lbs.)* | Torque (ft./lbs.) |
|---------------|---------|----------------------|-------------------|
| UTF375PU-CNHD | 3/8"-16 | 1,400 | 8 |
| UTF500PU-CNHD | 1/2"-13 | 1,400 | 8 |

UNISTRUT Fiberglass

Channel Nut - Standard Duty

Standard Duty channel nuts are designed for light duty applications that do not require high thread shear values. They can be used with both light duty series 1000 and heavy duty series 2000 fiberglass channel.

- Note: For use with SST profile channel
- Material: glass-reinforced polyurethane
- Thread shear values shown represent a 3:1 safety factor
- Wt/100 pcs. (lbs.): 1.8



| Item # | Size | Thread Shear (lbs.)* | Torque (ft./lbs.) |
|-------------|---------|----------------------|-------------------|
| UTF250PU-CN | 1/4"-20 | 460 | 2 |
| UTF375PU-CN | 3/8"-16 | 460 | 3 |
| UTF500PU-CN | 1/2"-13 | 460 | 3 |

UNISTRUT Fiberglass Threaded rods

- Material: Pultruded vinyl ester resin and is gray in color
- Ordered in eight foot lengths
- Thread shear values shown represent a 3:1 safety factor
- Wt/100 pcs. (lbs.): 3/8"-35, 1/2"-57



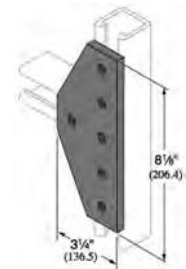
| Item # | Size | Thread Shear (lbs.)* | Torque (ft./lbs.) |
|----------------|---------|----------------------|-------------------|
| UTF200-3827-96 | 3/8"-16 | 470 | 5 |
| UTF200-3828-96 | 1/2"-13 | 570 | 10 |

UNISTRUT Fiberglass

6 Hole Gusset Tee

Wt/100 pcs. (lbs.): 50

| Item # | Wt/100 pcs (Lbs) |
|------------|------------------|
| UR20P-2530 | 50 |

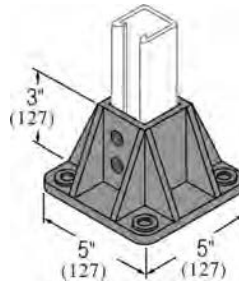




UNISTRUT Fiberglass

Post Base

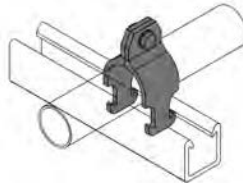
Item #
UT20PU-5853



UNISTRUT Fiberglass

Rigid Pipe Clamps

- Rigid Pipe Clamps resemble the more traditional style of pipe clamps and are sized based on the pipe inside diameter or nominal size
- Polyurethane clamps are recommended for applications up to 160°F; for high temperature applications (up to 230°F)
- Care should be taken not to exceed the recommended torque values of the rigid pipe clamps
- Material: Glass-reinforced polyurethane
- Design Loads: Type 1 - 225 lbs.; Type 2 - 90 lbs.
- FRP Bolt Size: 3/8" x 1-1/4"
- Torque (ft./lbs.): 3
- Wt/100 pcs. (lbs.): 5

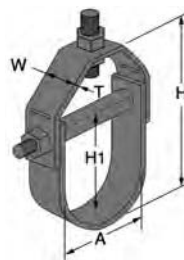


| Item # | Nom. Size | Rigid Metal |
|-----------|-----------|-------------|
| UTPCR-050 | 1/2" | 0.840" |
| UTPCR-075 | 3/4" | 1.050" |
| UTPCR-100 | 1" | 1.315" |
| UTPCR-125 | 1 1/4" | 1.660" |
| UTPCR-150 | 1 1/2" | 1.900" |
| UTPCR-200 | 2" | 2.375" |

UNISTRUT Fiberglass

Clevis Hangers

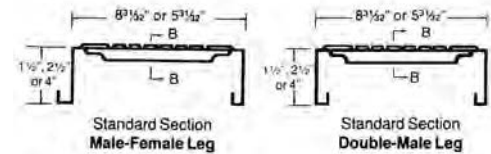
- Material: Glass-reinforced polyester resin
- Size Range: 1 1/2" - 2"
- Hanger Rod: 1/2"
- Trans Rod: 3/8"
- Spreader Rod O.D.: 1/2"
- Loads: 60 lbs.
- Dimensions (T x H x H1 x W): 1/8" x 3 1/2" x 2 3/8" x 1 1/2"
- Wt/Per 100 pcs. (lbs.) 25



Item #
UTF100-1501

UNISTRUT Walkway Grating G6XXXX

- Specify Height: 1-1/2", 2-1/2" or 4"
- Specify gauge: 14 or 18
- Specify leg shape: double-male or male-female
- Specify surface: slotted-smooth or anti-skid
- Finish is PG: Call for other material options



Item # Width (in.)
UTG6XXXX 6

UNISTRUT Walkway Grating G9XXXX

- Specify Height: 1-1/2", 2-1/2" or 4"
- Specify gauge: 14 or 18
- Specify leg shape: double-male or male-female
- Specify surface: slotted-smooth or anti-skid
- Finish is PG: Call for other material options



Item # Width (in.)
UTG9XXXX 9

UNISTRUT Walkway Grating Heel/Toe Side Plates

Forms a curb along grating length that defines a structures side edge, and helps contain loose objects.

- 14 gauge



| Item # | Height (in.) | Length (ft.) |
|----------|--------------|--------------|
| UTG601PG | 4 | 24 |
| UTG631PG | 6 1/2 | 24 |
| UTG621PG | 8 | 12 |



UNISTRUT Walkway Grating Heel/Toe End Plates

Forms a curb along ends that defines a structure's edge., and helps contain loose objects.

- 14 gauge

| Item # | Height (in.) | Length (ft.) |
|----------|--------------|--------------|
| UTG613PG | 4 | 12 |
| UTG622PG | 6½ | 12 |
| UTG623PG | 8 | 12 |



UNISTRUT Walkway Grating

Grating Beam Clamp

- Attaches grating to structural I-beams. Requires no welding or drilling

Item #
UTG640EG



UNISTRUT Walkway Grating

"J" Bolt/Nut Lockwasher

- Attachment for attaching panels to supporting members from underside of grating

Item #
UTG600EG




UNISTRUT Walkway Grating

Support Plate

- Parallel support plate

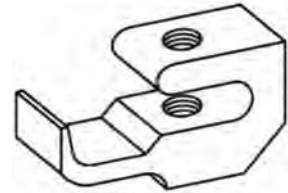
Item #
UTG827B-PG
UTG837-PG
UT848B-PG
UTG860-PG



UNISTRUT Walkway Grating

Rib Clip

Item #
UTG811-AL



UNISTRUT Walkway Grating

Recessed Washer

Item #
UTG714-EG



ERICO/CADDY Beam Clamp

- Easy installation to beam flanges up to 1/2"
- Supports 1/4" and 3/8" threaded rod, S-hooks, electrical boxes, conduit and bridle rings
- Accommodates standard 1/4"-20 or #10-24 threaded bridle rings



| Item # | Desc. | Static Load Limit (lbs.) | Qty. per Box |
|--------|-----------------------------|--------------------------|--------------|
| CABC | Beam Clamp thru 1/2" Flange | 100 | 100 |

ERICO/CADDY Top Beam Clamp

- 3/4" flange thickness

| Item # | Rod Size | Rec# Load (lbs.) Top | Finish |
|-------------|----------|----------------------|--------|
| ES3050037S4 | 3/8"-16 | 500 | SS |
| ES3050050S4 | 1/2"-13 | 1130 | SS |



ERICO/CADDY UniveErico/Caddy Universal Beam Clamp Wide Mouth

| Item # | Rod Size | Flange Thickness (in.) |
|-------------|----------|------------------------|
| ES3100037EG | 3/8"-16 | 1¼ |
| ES3100037PL | 3/8"-16 | 1¼ |
| ES3100050EG | 1/2"-13 | 1¼ |
| ES3100050PL | 1/2"-13 | 1¼ |



ERICO

ERICO/CADDY

Universal Beam Clamp

| Item # | Rod Size | Flange Thickness (in.) | Rec# Load (lbs.) Bottom | Rec# Load (lbs.) Top | Finish |
|--------------|----------|------------------------|-------------------------|----------------------|--------|
| ES30000037EG | 3/8"-16 | 3/4 | 250 [Max] | 500 [Max] | EG |
| ES30000037PL | 3/8"-16 | 3/4 | 250 [Max] | 500 [Max] | PL |
| ES30000050EG | 1/2"-13 | 3/4 | 760 [Max] | 950 [Max] | EG |
| ES30000050PL | 1/2"-13 | 3/4 | 760 [Max] | 950 [Max] | PL |
| ES30000062PL | 5/8"-11 | 3/4 | 760 [Max] | 950 [Max] | PL |



ERICO/CADDY Beam Clamp Rod Lock

Caddy Rod Lock provides a quick and economical solution for installing electrical and mechanical systems supported by threaded rod. The system includes the Caddy Rod Lock beam clamp and channel nut. Simply push the threaded rod through the mounting hole and it instantly locks into position. The system can even be used on threaded rod with slightly damaged threads or minor burrs.



- Fits 3/8" rod
- Load Rating for flanges 1/8"-5/16" is 250 lbs. and for flanges 3/8"-7/16" is 500 lbs.
- UL® 203 & UL 2239 Approved
- FM® Approved
- CRLB37EG Beam Clamp is FM Approved when installed in the bottom mount orientation
- CRLB37EG Beam Clamp is UL Listed for Fire Sprinkler Applications when a lock nut is installed on the threaded rod on the bottom side of the beam clamp
- For use on plain and electrogalvanized (EG) hardware only.
- Electrogalvanized ductile iron
- 3:1 Safety Factor

Item #
CACRLB37EG

ERICO/CADDY Rod Lock Channel nut

Caddy Rod Lock provides a quick and economical solution for installing electrical and mechanical systems supported by threaded rod. The system includes the Caddy Rod Lock beam clamp and channel nut. Simply push the threaded rod through the mounting hole and it instantly locks into position. The system can even be used on threaded rod with slightly damaged threads or minor burrs.



- Removable hex nut for use on half-slot side of strut
- Load capacity up to 750 lbs
- Electro-galvanized forged steel
- For use on plain and electrogalvanized hardware only

Item #
CACRLS37EG

ERICO/CADDY

Strut Nuts

Caddy® Slick™

Traditional spring nuts are dependent on strut depths. The SLICK nut has eliminated the spring and easily fits all standard strut depths - reducing inventory by 75%. They are available in 1/4"-20, 3/8"-16 and 1/2"-12 sizes.

Box Quantity: 100



| Item # | Thread Size | Recommended Torque (ft.-lbs.) | F1 Load# (12 ga.) | F1 Load# (14 ga.) | F2 Load# (12 ga.) | F2 Load# (14 ga.) |
|------------|--------------|-------------------------------|-------------------|-------------------|-------------------|-------------------|
| CASLICK250 | 1/4 in. - 20 | 5 | 250 | 150 | 800 | 800 |
| CASLICK375 | 3/8 in. - 16 | 15 | 400 | 300 | 1100 | 1000 |
| CASLICK500 | 1/2 in. - 13 | 20 | 650 | 550 | 1250 | 1100 |

ERICO

ERICO/CADDY SN Series Nut

The SN Series Nut, an accessory to the CADDY® ROD LOCK system, can be positioned anywhere on threaded rod, reducing the need for threading compared to standard nuts and washers

- Reduces the need for threading compared to standard nuts and washers
- Offers up to 50% installation time savings
- Ideal for retrofit projects, such as trapeze installations (simply add on as needed)
- Can be used on threaded rod with slightly damaged threads or minor burrs
- Electro-galvanized finish



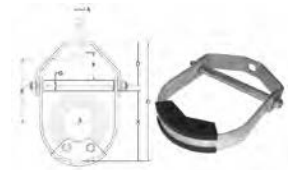
| Item # | Desc. | Rod Size (in.) | Static Load (N1) |
|--------|--------------------|----------------|------------------|
| CASN25 | 1/4" SN Series Nut | 1/4 | 500 lbs. |
| CASN37 | 3/8" SN Series Nut | 3/8 | 1350 lbs. |
| CASN50 | 1/2" SN Series Nut | 1/2 | 2250 lbs. |



ANVIL

Clevis Hangers

Fig 260ISS Clevis Hanger with Insulation Saddle System



- Size Range: 2" through 16" clevis hanger with saddle system, 1/2" through 12" pipe diameter
- Material: Carbon steel with high impact glass reinforced polypropylene saddle and carbon steel spacer
- Finish: Plain or galvanized clevis hanger
- Service: Recommended for the suspension of stationary insulated chilled or hot water pipe lines
- Maximum Temperature: 40° F to 200° F
- Approvals: The 260ISS has been independently tested by ASTM & UL for flame spread (FSI), smoke development (SD) and drip ratings; the product has been approved by both agencies and has qualified for an ASTM E84 Class 1 25/60 rating, as well as a UL E94 VO rating which are the highest rating for this type of product by either agency
- Installation: Hanger load nut above clevis must be tightened securely to assure proper performance; install the pipe on the saddle, cope or notch one section of insulation to securely fit around the saddle, notch should be deep enough to extend 1/8" to 1/4" beyond the saddle, square cut adjoining insulation section and butt the mating end to the notched section; apply mastic to all mating insulation edges, caulk all seams between insulation and saddle as applicable to chilled or hot water systems to assure positive vapor barriers, finish via standard taping methods
- Adjustment: Vertical adjustment without removing the hanger may be made 7/8" through 2-3/8" varying with the size of the clevis

Features:

- Clevis hanger with high impact saddle eliminates costly hanger adjustments required during the installation of piping insulation
- Wood blocks and shields are not required for use with this product
- V-Block design cradles the pipe during and after installation
- Low thermal conductivity calculated at .77(BTU-In/Sq. Ft-Hr°F)
- Flammability rating of V-O UL 94

Ordering:

- Specify size number, insulation thickness, and finish

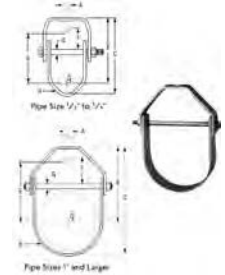
| Item # | Max Load (lbs.) | Weight | Rod Size A (in.) | C (in.) | Rod Take Out E (in.) | Adjust F (in.) | G (in.) | X (in.) |
|----------|-----------------|--------|------------------|----------|----------------------|----------------|---------|----------|
| AV260-2 | 550 | .73 | 3/8 | 4 1/2 | 2 5/8 | 7/8 | 1/4 | 2 3/8 |
| AV260-3 | 550 | 1.32 | 1/2 | 6 1/2 | 4 1/16 | 1 7/16 | 3/8 | 3 5/8 |
| AV260-4 | 550 | 1.83 | 5/8 | 7 13/16 | 4 1/2 | 1 1/2 | 3/8 | 4 1/2 |
| AV260-5 | 750 | 2.44 | 5/8 | 8 15/16 | 5 1/2 | 1 3/4 | 3/8 | 5 1 1/16 |
| AV260-6 | 750 | 3.81 | 3/4 | 10 1/4 | 5 3/4 | 1 1/2 | 1/2 | 6 1 1/16 |
| AV260-8 | 1100 | 5.60 | 3/4 | 12 11/16 | 7 3/16 | 1 3/4 | 1/2 | 8 13/16 |
| AV260-10 | 1100 | 9.73 | 7/8 | 15 1/4 | 8 7/16 | 1 7/8 | 5/8 | 10 3/4 |
| AV260-12 | 1700 | 13.80 | 7/8 | 17 15/16 | 10 1/8 | 2 9/16 | 5/8 | 12 7/16 |
| AV260-14 | 1700 | 15.60 | 1 | 19 9/16 | 10 11/16 | 2 1/2 | 3/4 | 14 7/16 |
| AV260-16 | 1700 | 26.81 | 1 | 22 | 12 | 2 3/8 | 1 | 16 5/16 |



ANVIL

Clevis Hangers

Fig. 260 Adjustable Clevis Hanger



- Size Range: 1/2"-30"
- Material: Carbon steel
- Finish: Plain or Galvanized, also available plastic or epoxy coated
- Service: Recommended for the suspension of stationary pipe lines
- Maximum Temperature: Plain 650° F, Galvanized and Epoxy 450° F
- Approvals: Complies with Federal Specifications A-A-1192A (Type 1), UL, ULC Listed and FM Approved (Sizes 3/4" through 8")
- Installation: Hanger load nut above clevis must be tightened securely to assure proper hanger performance
- Adjustment: Vertical adjustment without removing pipe may be made from 3/8 through 5-1/8", varying with the size of the clevis; tighten upper nut after adjustment

Features:

- Design has yoke on outside of lower U-strap so yoke cannot slide toward center of bolt, thus bending of bolt is minimized
- Sizes 5" and up have rod and two nuts instead of bolt and nut, thread length on clevis rod is such that the thread locks the nuts in place, and threads are not in shear plane

Ordering:

- Specify pipe size, figure number, name and finish

Notes:

- Punched forming holes may be present on certain sizes of this clevis hanger; these holes are solely for the purpose of manufacturing, and do not effect the structural integrity or load carrying capacities of these hangers
- For insulated line options without shields, see Figures 260ISS and 300 - for insulated line options with shields, see Figures 167 and 168 - for ductile iron pipe sizes, see Figure 590

Caution:

- When an oversize clevis is used, a pipe spacer or multispace should be placed over clevis bolt to ensure that the lower U-strap will not move in on the bolt

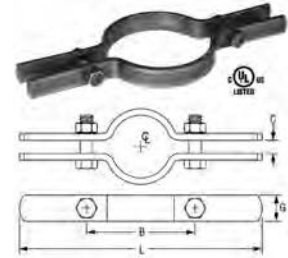
| Item # | Pipe Size (in.) | Max Load (lbs.) | Span (ft.)* | Weight (lbs.) | Rod Size A (in.) | B (in.) | C (in.) | Rod Take Out E (in.) | Adjust F (in.) | G (in.) |
|-------------|-----------------|-----------------|-------------|---------------|------------------|----------|----------|----------------------|----------------|---------|
| AV260-1/2 | 1/2 | 610 | 7 | .34 | 3/8 | 2 3/16 | 2 11/16 | 1 1/2 | 5/8 | 1/4 |
| AV260-3/4 | 3/4 | 610 | 7 | .34 | 3/8 | 2 | 2 11/16 | 1 5/16 | 5/8 | 1/4 |
| AV260-1 | 1 | 730 | 7 | .35 | 3/8 | 2 5/16 | 3 | 1 5/8 | 5/8 | 1/4 |
| AV260-1-1/4 | 1 1/4 | 730 | 7 | .40 | 3/8 | 2 3/8 | 3 1/4 | 1 11/16 | 5/8 | 1/4 |
| AV260-1-1/2 | 1 1/2 | 730 | 9 | .45 | 3/8 | 2 13/16 | 3 13/16 | 2 1/8 | 7/8 | 1/4 |
| AV260-2 | 2 | 730 | 10 | .50 | 3/8 | 3 5/16 | 4 1/2 | 2 5/8 | 1 1/8 | 1/4 |
| AV260-2-1/2 | 2 1/2 | 1,350 | 11 | .65 | 1/2 | 4 1/16 | 5 1/2 | 3 3/16 | 1 5/16 | 3/8 |
| AV260-3 | 3 | 1,350 | 12 | .85 | 1/2 | 4 3/4 | 6 1/2 | 4 1/16 | 1 5/8 | 3/8 |
| AV260-3-1/2 | 3 1/2 | 1,350 | 13 | 1.10 | 1/2 | 5 1/16 | 7 1/16 | 4 3/16 | 1 13/16 | 3/8 |
| AV260-4 | 4 | 1,430 | 14 | 1.51 | 5/8 | 5 9/16 | 7 13/16 | 4 1/2 | 1 11/16 | 3/8 |
| AV260-5 | 5 | 1,430 | 16 | 1.70 | 5/8 | 6 9/16 | 8 15/16 | 5 1/2 | 1 15/16 | 3/8 |
| AV260-6 | 6 | 1,940 | 17 | 3.10 | 3/4 | 6 15/16 | 10 1/4 | 5 3/4 | 1 11/16 | 1/2 |
| A260-8 | 8 | 2,000 | 19 | 4.75 | 3/4 | 8 3/8 | 12 11/16 | 7 3/16 | 2 | 1/2 |
| AV260-10 | 10 | 3,600 | 22 | 8.60 | 7/8 | 9 7/8 | 15 1/4 | 8 7/16 | 2 1/8 | 5/8 |
| AV260-12 | 12 | 3,800 | 23 | 11.20 | 7/8 | 11 9/16 | 17 15/16 | 10 1/8 | 2 13/16 | 5/8 |
| AV260-14 | 14 | 4,200 | 25 | 12.50 | 1 | 12 9/16 | 19 9/16 | 10 11/16 | 2 11/16 | 3/4 |
| AV260-16 | 16 | 4,600 | 27 | 19.85 | 1 | 14 | 22 | 12 | 2 3/4 | 1 |
| AV260-18 | 18 | 4,800 | 28 | 22.25 | 1 | 15 15/16 | 24 15/16 | 13 15/16 | 3 13/16 | 1 |
| AV260-20 | 20 | 4,800 | 30 | 40.33 | 1 1/4 | 17 7/16 | 27 7/16 | 15 3/16 | 3 7/8 | 1 1/4 |
| AV260-24 | 24 | 4,800 | 32 | 49.83 | 1 1/4 | 19 13/16 | 31 13/16 | 17 5/16 | 3 7/8 | 1 1/4 |
| AV260-30 | 30 | 6,000 | 33 | 70.18 | 1 1/4 | 24 3/16 | 39 3/16 | 21 1/16 | 5 1/8 | 1 1/4 |

Span represents the maximum recommended distance between hangers on a continuous and straight run of horizontal standard weight steel pipe filled with water. In all cases, verify that chosen location of hangers does not subject hangers to a load greater than the maximum recommended load shown above



ANVIL Steel Pipe Clamps

Figure 261 Extension Pipe Or Riser Clamp



- Size Range: 3/4" through 24"
- Material: Carbon steel
- Finish: Plain, Galvanized or Epoxy coated
- For support of stationary steel pipe risers, cast iron pipe or conduit
- Product is not intended for use with hanger rods
- Maximum Temperature: Plain 650° F, Galvanized and Epoxy 450° F
- Complies with Federal Specification A-A-1192A (Type 8)

WW-H-171-E (Type 8), ANSI/MSS SP-69 and MSS SP-58 (Type 8). UL, ULC Listed (Sizes 1-1/2" - 8")

Installation: Clamp is fitted and bolted preferably below a coupling, hub or welded lugs on steel pipe. Bolt torques should be per industry standards

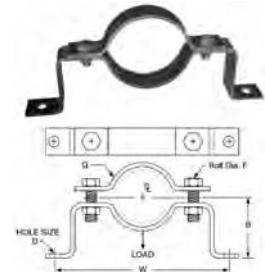
- Clamp is designed for standard steel pipe O.D. and this must be considered in sizing the riser for other types of piping.
- Specify pipe size, figure number, name and finish

| Item # | Pipe Size (in.) | Max Load (lbs.) | Weight (lbs.) | L (in.) | G (in.) | B (in.) | C (in.) | Bolt Diameter (in.) | Torque (ft./ lbs.) |
|-------------|-----------------|-----------------|---------------|---------|---------|---------|---------|---------------------|--------------------|
| AV261-1/2 | 1/2 | 45 | 1.1 | 8 7/8 | 1 | 2 7/8 | 3/8 | 3/8 | 21 |
| AV261-3/4 | 3/4 | 220 | 1.1 | 8 7/8 | 1 | 2 7/8 | 3/8 | 3/8 | 21 |
| AV261-1 | 1 | 220 | 1.1 | 8 7/8 | 1 | 3 1/8 | 3/8 | 3/8 | 21 |
| AV261-1-1/4 | 1 1/4 | 250 | 1.6 | 10 | 1 | 3 1/2 | 3/8 | 3/8 | 21 |
| AV261-1-1/2 | 1 1/2 | 250 | 1.6 | 10 1/4 | 1 | 3 7/8 | 3/8 | 3/8 | 21 |
| AV261-2 | 2 | 300 | 1.7 | 10 1/4 | 1 | 4 1/4 | 1/2 | 7/16 | 32 |
| AV261-2-1/2 | 2 1/2 | 400 | 1.9 | 11 1/4 | 1 | 4 3/4 | 1/2 | 7/16 | 32 |
| AV261-3 | 3 | 500 | 1.9 | 11 3/8 | 1 | 5 1/2 | 1/2 | 7/16 | 32 |
| AV261-3-1/2 | 3 1/2 | 600 | 2.3 | 12 7/8 | 1 | 6 1/2 | 1/2 | 1/2 | 46 |
| AV261-4 | 4 | 750 | 2.4 | 12 7/8 | 1 | 7 | 1/2 | 1/2 | 46 |
| AV261-5 | 5 | 1,500 | 3.6 | 13 3/4 | 1 1/2 | 8 | 1/2 | 1/2 | 46 |
| AV261-6 | 6 | 1,600 | 4.0 | 14 3/4 | 1 1/2 | 9 | 1/2 | 1/2 | 46 |
| AV261-8 | 8 | 2,500 | 7.6 | 18 1/2 | 1 1/2 | 12 | 5/8 | 5/8 | 100 |
| AV261-10 | 10 | 2,500 | 11.1 | 20 1/4 | 2 | 13 3/4 | 5/8 | 5/8 | 100 |
| AV261-12 | 12 | 2,700 | 16.5 | 22 3/4 | 2 | 15 3/4 | 5/8 | 5/8 | 100 |
| AV261-14 | 14 | 2,700 | 17.7 | 24 | 2 | 17 1/4 | 5/8 | 5/8 | 100 |
| AV261-16 | 16 | 2,900 | 30.4 | 26 | 2 1/2 | 19 3/4 | 3/4 | 3/4 | 150 |
| AV261-18 | 18 | 2,900 | 33.8 | 28 | 2 1/2 | 21 3/4 | 3/4 | 3/4 | 150 |
| AV261-20 | 20 | 2,900 | 35.0 | 30 | 2 1/2 | 23 3/4 | 3/4 | 3/4 | 150 |
| AV261-24 | 24 | 3,200 | 82 | 36 3/4 | 3 | 30 | 1 | 7/8 | 190 |



ANVIL
Steel Pipe Clamps
Figure 103 Offset Pipe Clamp

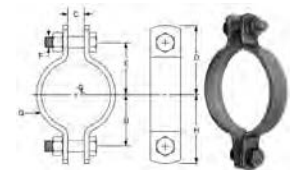
- Size Range: 3/4" through 8"
- Material: Carbon steel
- Finish: Plain or Galvanized
- For use in supporting piping away from wall or floor
- Maximum Temperature: Plain 650° F, Galvanized 450° F
- Specify pipe size, figure number, name and finish
- Not to be used as a riser type support



| Item # | Pipe Size (in.) | Max Load (lbs.) | Weight (lbs.) | W (in.) | B (in.) | D (in.) | Bolt Dia. F (in.) |
|-------------|-----------------|-----------------|---------------|---------|---------|---------|-------------------|
| AV103-3/4 | 3/4 | 190 | 1.50 | 8 3/4 | 2 1/2 | 7/16 | 3/8 |
| AV103-1 | 1 | 190 | 1.60 | 9 1/4 | 2 5/8 | 7/16 | 3/8 |
| AV103-1-1/4 | 1 1/4 | 190 | 1.70 | 9 3/4 | 2 13/16 | 7/16 | 3/8 |
| AV103-1-1/2 | 1 1/2 | 190 | 1.80 | 10 | 2 15/16 | 7/16 | 3/8 |
| AV103-2 | 2 | 420 | 2.70 | 11 1/4 | 3 3/16 | 9/16 | 1/2 |
| AV103-2-1/2 | 2 1/2 | 420 | 2.90 | 11 3/4 | 3 7/16 | 9/16 | 1/2 |
| AV103-3 | 3 | 420 | 3.20 | 12 7/8 | 3 3/4 | 9/16 | 1/2 |
| AV103-4 | 4 | 610 | 4.60 | 13 7/8 | 4 1/4 | 9/16 | 1/2 |
| AV103-5 | 5 | 610 | 7.30 | 15 5/8 | 4 3/4 | 1 1/16 | 5/8 |
| AV103-6 | 6 | 870 | 7.80 | 16 3/4 | 5 5/16 | 1 1/16 | 5/8 |
| AV103-8 | 8 | 870 | 9.00 | 18 3/4 | 6 5/16 | 1 1/16 | 5/8 |

ANVIL
Steel Pipe Clamps
Figure 212FP Earthquake Bracing Clamp

- Size Range: 2-1/2" through 12"
- Material: Carbon steel
- Finish: Plain or Galvanized
- For seismic bracing, to be used with Fig. 113 brace fitting. Pipe clamp bolt holes are designed to match holes in brace fitting
- Maximum Temperature: Plain 750° F, Galvanized 450° F
- Complies with Federal Specification A-A-1192A (Type 4) WW-H-171-E (Type 4), ANSI/MSS SP-69 and MSS SP-58 (Type 4)
- Specify pipe size, figure number, name and finish
- Note: The "C" gap dimension should be used at the upper and lower locations to ensure proper installation of the clamp
- Standard Figure 212 will be furnished for sizes 2-1/2" thru 4"



| Item # | Pipe Size (in.) | Max Load For Service Temp 650° | Max Load For Service Temp 750° | Weight (lbs.) | B (in.) | C (in.) | Rod Take Out E (in.) | H (in.) | D (in.) | F (in.) |
|---------------|-----------------|--------------------------------|--------------------------------|---------------|---------|---------|----------------------|---------|---------|---------|
| AV212FP-2-1/2 | 2 1/2 | 1,040 | 930 | 1.20 | 2 5/8 | 5/8 | 2 5/8 | 3 1/4 | 3 1/4 | 1/2 |
| AV212FP-3 | 3 | 1,040 | 930 | 1.40 | 2 7/8 | 5/8 | 2 7/8 | 3 1/2 | 3 1/2 | 1/2 |
| AV212FP-3-1/2 | 3 1/2 | 1,040 | 930 | 1.50 | 3 3/16 | 5/8 | 3 3/16 | 3 13/16 | 3 13/16 | 1/2 |
| AV212FP-4 | 4 | 1,040 | 930 | 1.80 | 3 1/2 | 5/8 | 3 1/2 | 4 1/4 | 4 1/4 | 1/2 |
| AV212FP-5 | 5 | 1,040 | 930 | 2.50 | 4 3/16 | 3/4 | 4 3/16 | 4 15/16 | 4 15/16 | 1/2 |
| AV212FP-6 | 6 | 1,040 | 930 | 5.20 | 4 7/8 | 1 1/4 | 4 7/8 | 5 3/4 | 5 3/4 | 1/2 |
| AV212FP-8 | 8 | 1,040 | 930 | 6.30 | 6 | 1 1/4 | 6 | 6 7/8 | 6 7/8 | 1/2 |
| AV212FP-10 | 10 | 1,040 | 930 | 13.60 | 7 7/16 | 1 | 7 7/16 | 8 9/16 | 8 9/16 | 1/2 |
| AV212FP-12 | 12 | 1,040 | 930 | 15.20 | 8 7/16 | 1 | 8 7/16 | 9 9/16 | 9 9/16 | 1/2 |



ANVIL Steel Pipe Clamps

Figure 212 Pipe Clamp



- Size Range: 1/2" through 30"
- Material: Carbon steel
- Finish: Plain or Galvanized
- Recommended for suspension of cold pipe lines or hot lines where no insulation is required
- Maximum Temperature: Plain 750° F, Galvanized 450° F
- Approvals: Complies with Federal Specification A-A-1192A (Type 4), WW-H-171-E (Type 4), ANSI/MSS SP-69 and MSS SP-58 (Type 4). UL, ULC Listed and FM Approved Sizes 3/4"- 8")
- Specify pipe size, figure number, name and finish
- Note: The "C" gap dimension ensures adequate clearance at the top attachment point for a weldless eye nut or other appropriate rod attachment. This gap may or may not be present on the bottom portion of the clamp

| Item # | Pipe Size (in.) | Span (ft.)* | Max Load For Service Temp 650°F/750°F | Weight (lbs.) | B (in.) | C (in.) | Rod Take Out E (in.) | H (in.) | D (in.) | F (in.) |
|-------------|-----------------|-------------|---------------------------------------|---------------|---------|---------|----------------------|---------|---------|---------|
| AV212-1/2 | 1/2 | 7 | 500/ | 0.29 | 1 | 1/2 | 1 3/16 | 1 17/32 | 1 23/32 | 5/16 |
| AV212-3/4 | 3/4 | 7 | 500/ | 0.33 | 1 1/8 | 1/2 | 1 1/4 | 1 21/32 | 1 25/32 | 5/16 |
| AV212-1 | 1 | 7 | 500/ | 0.35 | 1 1/8 | 1/2 | 1 3/8 | 1 21/32 | 1 29/32 | 5/16 |
| AV212-1-1/4 | 1 1/4 | 7 | 500/ | 0.38 | 1 7/16 | 1/2 | 1 5/8 | 1 31/32 | 2 5/32 | 5/16 |
| AV212-1-1/2 | 1 1/2 | 9 | 800/ | 0.43 | 1 9/16 | 1/2 | 1 11/16 | 2 3/32 | 2 7/32 | 5/16 |
| AV212-2 | 2 | 10 | 1,040/930 | 1.10 | 2 1/8 | 1/2 | 2 1/8 | 2 3/4 | 2 3/4 | 1/2 |
| AV212-2-1/2 | 2 1/2 | 11 | 1,040/930 | 1.20 | 2 5/8 | 5/8 | 2 5/8 | 3 1/4 | 3 1/4 | 1/2 |
| AV212-3 | 3 | 12 | 1,040/930 | 1.40 | 2 7/8 | 5/8 | 2 7/8 | 3 1/2 | 3 1/2 | 1/2 |
| AV212-3-1/2 | 3 1/2 | 13 | 1,040/930 | 1.50 | 3 3/16 | 5/8 | 3 3/16 | 3 13/16 | 3 13/16 | 1/2 |
| AV212-4 | 4 | 14 | 1,040/930 | 1.80 | 3 1/2 | 5/8 | 3 1/2 | 4 1/4 | 4 1/4 | 1/2 |
| AV212-5 | 5 | 16 | 1,040/930 | 2.60 | 4 3/16 | 3/4 | 4 3/16 | 4 15/16 | 4 15/16 | 5/8 |
| AV212-6 | 6 | 17 | 1,615/1,440 | 5.40 | 4 7/8 | 1 1/4 | 4 7/8 | 5 3/4 | 5 3/4 | 3/4 |
| AV212-8 | 8 | 19 | 1,615/1,440 | 6.50 | 6 | 1 1/4 | 6 | 6 7/8 | 6 7/8 | 3/4 |
| AV212-10 | 10 | 22 | 2,490/2,220 | 13.60 | 7 7/16 | 1 | 7 7/16 | 8 9/16 | 8 9/16 | 7/8 |
| AV212-12 | 12 | 23 | 2,490/2,220 | 15.20 | 8 7/16 | 1 | 8 7/16 | 9 9/16 | 9 9/16 | 7/8 |
| AV212-14 | 14 | 20 | 2,490/2,220 | 20.50 | 9 1/4 | 1 1/8 | 9 1/4 | 10 5/8 | 10 5/8 | 7/8 |
| AV212-16 | 16 | 15 | 2,490/2,220 | 22.30 | 10 1/4 | 1 1/8 | 10 1/4 | 11 5/8 | 11 5/8 | 7/8 |
| AV212-18 | 18 | 15 | 3,060/2,730 | 31.60 | 11 5/8 | 1 1/4 | 11 5/8 | 13 | 13 | 1 |
| AV212-20 | 20 | 12 | 3,060/2,730 | 35.80 | 12 3/4 | 1 3/8 | 12 3/4 | 14 1/8 | 14 1/8 | 1 1/8 |
| AV212-24 | 24 | 12 | 3,060/2,730 | 53.10 | 15 1/4 | 1 5/8 | 15 1/4 | 16 7/8 | 16 7/8 | 1 1/4 |
| AV212-30 | 30 | 9 | 3,500/3,360 | 113.90 | 19 | 2 | 19 | 21 1/8 | 21 1/8 | 1 3/4 |

* Indicates the maximum span between clamps for water filled pipe

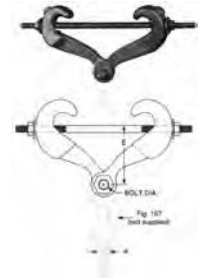


ANVIL

Beam Clamps

Figure 218 Malleable Beam Clamp Without Extension Piece

- Material: Malleable iron jaw, steel tie rod, nuts and washer
- Finish: Plain or Galvanized
- Recommended for attachment to structural steel
- Use in conjunction with beams where beam widths are from 2-3/8" minimum to 7" maximum and flange thickness does not exceed 0.60"
- Complies with Federal Specification A-A-1192A (Type 30)
- UL, ULC Listed (Sizes 3/4" - 12" pipe size, when used with the Fig. 157 extension piece 3/8" - 7/8" rod sizes)
- FM Approved (Sizes 3/4" - 4" pipe size, when used with the Fig. 157 extension piece 3/8" rod size)
- Installation: The malleable beam clamp Fig. 218 may be used with an eye rod, or Fig. 157 extension piece
- Features: Functional design insures proper fit for all beam sizes
- Tie rod locks clamp in place when nuts are tightened
- Ordering and stocking simplified because of one universal size
- Design allows hanger rod to swing from vertical providing flexibility at the beam clamp
- Specify figure number, name and finish
- Note: When used with Fig. 157 extension piece, an additional inch or more of vertical adjustment is obtained



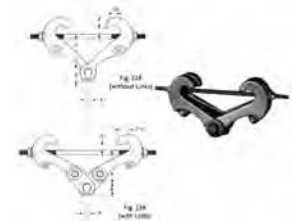
| Item # | Max Rod Size A (in.) | Max Load (lbs.) | Weight (lbs.) | Rod Take Out (in.) Beam Flange Width 2-3/8" | Rod Take Out (in.) Beam Flange Width 3" | Rod Take Out (in.) Beam Flange Width 4" | Rod Take Out (in.) Beam Flange Width 5" | Rod Take Out (in.) Beam Flange Width 6" | Rod Take Out (in.) Beam Flange Width 7" | Bolt Dia. (in.) |
|--------|----------------------|-----------------|---------------|---|---|---|---|---|---|-----------------|
| AV218 | 7/8 | 1,365 | 2.2 | 3 1/2 | 3 7/16 | 3 5/16 | 2 15/16 | 2 9/16 | 1 7/8 | 7/16 |

ANVIL

Beam Clamps

Figure 228 Universal Forged Beam Clamp W/ Upper Nut Right Hand Thread

- Material: Forged steel
- Finish: Plain or Galvanized
- For suspension of heavy loads from beams with flange widths to 15" and flange thickness to 1.031
- Complies with Federal Specification A-A-1192A (Type 28 without links; Type 29 with links), WW-H-171-E (Type 30 & 31), ANSI/MSS SP-69 and MSS SP-58 (Type 28 without links; Type 29 with links)
- Installation: Fit jaws over edges of lower beam flange and tighten nuts on tie rod to lock clamp in place
- Features: Upper nut is tapped to any specified size up to the maximum rod size
- Specify clamp size, figure number, name, rod size and finish
- Note: The application of a load to a structural beam by means of a beam clamp produces a transverse stress, perpendicular to the axis of the beam, in the flange to which the load is applied. Size per load, beam flange width and rod size
- Contact Edge for Rod Takeout Specs for different beam widths
- Clamp sizes 3 and 5 furnished with links

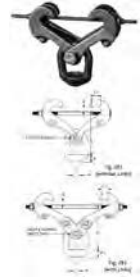


| Item # | Clamp Size No. | Max Rod Size A (in.) | Max Load (lbs.) | Weight (lbs.) | Z Max (in.) | B (in.) | Jaw & Nut Size |
|---------|----------------|----------------------|-----------------|---------------|-------------|---------|----------------|
| AV228-1 | 1 | 5/8 | 2,160 | 3.3 | 0.60 | 1 1/16 | 228-1 |
| AV228-2 | 2 | 7/8 | 4,480 | 7.0 | 0.60 | 1 3/8 | 228-2 |
| AV228-3 | 3 | 7/8 | 4,480 | 10.6 | 0.60 | 1 3/8 | 228-2 |
| AV228-4 | 4 | 1 1/2 | 11,500 | 19.3 | 1.031 | 2 3/8 | 228-3 |
| AV228-5 | 5 | 1 1/2 | 11,500 | 31.0 | 1.031 | 2 3/8 | 228-3 |



ANVIL Beam Clamps

Fig. 292, 292L Universal Forged Steel Beam Clamp with Weldless Eye Nut



- Material: Forged steel
- Finish: Plain or Galvanized
- Service: For suspension of heavy loads from beams with flange widths to 15" and flange thickness to 1.031
- Approvals: Complies with Federal Specification A-A-1192A (Type 28 without links; Type 29 with links), WW-H-171-E (Type 28 without links; Type 29 with links), ANSI/MSS SP-69 and MSS-SP-58 (Type 28 without links; Type 29 with links)
- Installation: Fit jaws over edges of lower beam flange and tighten nuts on tie rod to lock clamp in place

Features:

- Weldless eye nut provides for horizontal pipe movement without binding
- Weldless eye nut is furnished tapped top any specified rod size up to the maximum rod size
- Tie rod assures a tight non-slip fit to the beam

Ordering:

- Specify clamp size, figure number, name, rod size and finish

Note:

- The application of a load to a structural beam by means of a beam clamp produces a traverse stress, perpendicular to the axis of the beam, in the flange to which the load is applied
- Clamp sizes 3,5 and 7 furnished with links

| Item # | Clamp Size No. | Max Rod Size A (in.) | Max Load (lbs.) | Weight (lbs.) | Z Max (in.) | B (in.) | Jaw and Eye Nut Size (in.) |
|----------------------------|----------------|----------------------|-----------------|---------------|-------------|---------|----------------------------|
| Right Handed Thread | | | | | | | |
| AV292-1 | 1 | 3/4 | 3,230 | 3.9 | .60 | 1 1/4 | 292-1/1 |
| AV292-2 | 2 | 1 | 5,900 | 9.2 | .60 | 1 11/16 | 292-2/2 |
| AV292-3 | 3 | 1 | 5,900 | 13 | .60 | 1 11/16 | 292-2/2 |
| AV292-4 | 4 | 1 | 5,900 | 21.7 | 1.031 | 1 1/2 | 292-3/2 |
| AV292-5 | 5 | 1 | 5,900 | 33.9 | 1.031 | 1 1/2 | 292-3/2 |
| AV292-6 | 6 | 1 1/2 | 11,500 | 23.9 | 1.031 | 2 1/8 | 292-3/3 |
| AV292-7 | 7 | 1 1/2 | 11,500 | 35.8 | 1.031 | 2 1/8 | 292-3/3 |
| AV292-8 | 8 | 2 | 11,500 | 36.8 | 1.031 | 4 9/16 | 292-3/4 |
| Left Handed Thread | | | | | | | |
| AV292L-1 | 1 | 3/4 | 3,230 | 3.9 | .60 | 1 1/4 | 292-1/1 |
| AV292L-2 | 2 | 1 | 5,900 | 9.2 | .60 | 1 11/16 | 292-2/2 |
| AV292L-3 | 3 | 1 | 5,900 | 13 | .60 | 1 11/16 | 292-2/2 |
| AV292L-4 | 4 | 1 | 5,900 | 21.7 | 1.031 | 1 1/2 | 292-3/2 |
| AV292L-5 | 5 | 1 | 5,900 | 33.9 | 1.031 | 1 1/2 | 292-3/2 |
| AV292L-6 | 6 | 1 1/2 | 11,500 | 23.9 | 1.031 | 2 1/8 | 292-3/3 |
| AV292L-7 | 7 | 1 1/2 | 11,500 | 35.8 | 1.031 | 2 1/8 | 292-3/3 |
| AV292L-8 | 8 | 2 | 11,500 | 36.8 | 1.031 | 4 9/16 | 292-3/4 |




ANVIL

Structural Attachments

Figure 66 Welded Beam Attachment

- Size Range: 3/8" through 3-1/2"
- Material: Carbon steel
- Finish: Plain or Galvanized
- Recommended for attachment to bottom of beams, especially where loads are considerable and rod sizes are large
- Maximum Temperature: Plain 750° F, Galvanized 450° F
- Complies with Federal Specification A-A-1192A (Type 22), WW-H-171-E (Type 22), ANSI/MSS SP-69 and MSS SP-58 (Type 22).
- Installation: If flexibility at the beam is desired, use with bolt and eye rod Fig. 278, or with weldless eye nut Fig. 290
- If vertical adjustment is desired, use with threaded rod and nut and weld the attachment in an inverted position to the beam
- Features: Will accommodate very heavy loads and rod sizes through 3-1/2"
- Can be installed so as to provide for either flexibility or for vertical adjustment
- Specify rod size, figure number, name and finish
- Sizes 1" and smaller are typically supplied with a bolt and nut
- Sizes 1-1/4" and larger are typically supplied with a pin and cotter



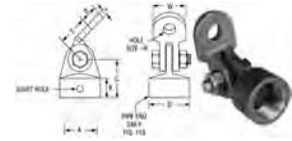
| Item # | Rod Size A (in.) | Pin Or Bolt Size (in.) | Max Load 650°F/ 750°F | Weight w/o Bolt And Nut/ With Bolt and Nut | Rod Take Out E / E' | B (in.) | H (in.) | R (in.) | S (in.) | T (in.) |
|------------|------------------|------------------------|-----------------------|--|---------------------|---------|---------|---------|---------|---------|
| AV66-3/8 | 3/8 | 1/2x2 1/2 | 730/572 | 0.96/1.2 | 1 7/8/2 | 2 | 9/16 | 7/8 | 1 1/4 | 1/4 |
| AV66-1/2 | 1/2 | 5/8x2 1/2 | 1,350/1,057 | 0.96/1.3 | 1 3/4/2 | 2 | 1 1/16 | 7/8 | 1 1/4 | 1/4 |
| AV66-5/8 | 5/8 | 3/4x2 3/4 | 2,160/1,692 | 0.96/1.6 | 1 3/4/2 | 2 | 1 3/16 | 7/8 | 1 1/4 | 1/4 |
| AV66-3/4 | 3/4 | 7/8x4 | 3,230/2,530 | 1.9/2.8 | 1 3/4/2 | 2 1/2 | 1 5/16 | 1 1/8 | 1 7/8 | 3/8 |
| AV66-7/8 | 7/8 | 1x4 | 4,480/3,508 | 2.5/3.9 | 2 5/8/3 | 2 1/2 | 1 1/8 | 1 1/4 | 2 | 3/8 |
| AV66-1 | 1 | 1 1/8x5 | 5,900/4,620 | 4.3/6.3 | 2 3/4/3 | 3 | 1 1/4 | 1 1/2 | 2 1/2 | 1/2 |
| AV66-1-1/4 | 1 1/4 | 1 5/8x5 3/8 | 9,500/7,440 | 8.1/10.2 | 2 7/8/3 | 4 | 1 1/2 | 2 | 2 1/2 | 5/8 |
| AV66-1-1/2 | 1 1/2 | 1 5/8x6 | 13,800/ 10,807 | 15.6/19.0 | -/4 | 5 | 1 3/4 | 2 1/2 | 3 | 3/4 |
| AV66-1-3/4 | 1 3/4 | 1 7/8x6 7/8 | 18,600/ 14,656 | 18.7/24.2 | -/5 | 5 | 2 | 2 3/4 | 3 3/4 | 3/4 |
| AV66-2 | 2 | 2 1/4x6 7/8 | 24,600/ 19,265 | 22.8/30.6 | -/5 | 6 | 2 3/8 | 3 1/4 | 3 1/2 | 1/2 |
| AV66-2-1/4 | 2 1/4 | 2 1/2x7 3/8 | 32,300/ 25,295 | 26.4/36.8 | -/5 3/4 | 6 | 2 5/8 | 3 1/2 | 3 1/2 | 5/8 |
| AV66-2-1/2 | 2 1/2 | 2 3/4x7 5/8 | 39,800/ 31,169 | 26.7/39.7 | -/5 3/4 | 6 | 2 7/8 | 3 3/4 | 3 3/4 | 5/8 |
| AV66-2-3/4 | 2 3/4 | 3x7 | 49,400/ 36,687 | 26.8/40.8 | -/5 3/4 | 6 | 3 1/8 | 4 | 3 3/4 | 5/8 |
| AV66-3 | 3 | 3 1/4x7 | 60,100/ 47,066 | 32.6/46.7 | -/6 1/4 | 7 | 3 3/8 | 4 | 3 3/4 | 5/8 |
| AV66-3-1/4 | 3 1/4 | 3 1/2x7 3/4 | 71,900/ 56,307 | 45.1/62.1 | -/7 | 7 | 3 5/8 | 4 1/2 | 4 1/4 | 3/4 |
| AV66-3-1/2 | 3 1/2 | 3 3/4x7 3/4 | 84,700/ 66,331 | 53.4/72.4 | -/7 1/2 | 8 | 3 7/8 | 4 1/2 | 4 1/4 | 3/4 |



ANVIL

Structural Attacjments

Fig. 112, 113 Brace Fitting Complete Pipe End Only



- Size Range: 1" and 1-1/4"
- Material: Malleable iron bracket and pipe end; hex cap screw and nut
- Finish: Plain
- Service: For bracing piping against sway and seismic movement
- Installation: Normally two fittings are used; a Fig. 112 complete attached to one end of an IPS nipple and a Fig. 113 pipe end only attached to the other end; the brace fitting completely connects to the building structure while the pipe end only connects to the pipe attachment. Use with Fig. 212 FP pipe clamp see page 34

Features:

- Two piece pivoted assembly accommodates any angle to structure
- Sight hole in pipe end provides easy means of verifying proper thread engagement

Ordering:

- Specify size, figure number, name

| Item # | Max Load (lbs.) | Weight (lbs.) | B (in.) | C (in.) | D (in.) | E (in.) | Hole Dia. H (in.) | R (in.) | T (in.) | W (in.) |
|-----------------|-----------------|---------------|---------|--------------------------------|---------------------------------|-------------------------------|------------------------------|-----------------------------|------------------------------|-------------------------------|
| Fig. 112 | | | | | | | | | | |
| AV112-1 | 850 | .95 | 1 | 2 ³ / ₁₆ | 1 ¹¹ / ₁₆ | 1 ¹ / ₂ | ⁹ / ₁₆ | ³ / ₄ | ¹ / ₄ | 1 ¹ / ₂ |
| AV112-1-1/4 | 1,150 | 1.40 | 1 | 2 ³ / ₁₆ | 2 ³ / ₁₆ | 1 ¹ / ₂ | ³ / ₄ | ⁷ / ₈ | ⁵ / ₁₆ | 1 ³ / ₄ |
| Fig. 113 | | | | | | | | | | |
| AV113-1 | 850 | .50 | 1 | 2 ³ / ₁₆ | 1 ¹¹ / ₁₆ | 1 ¹ / ₂ | ⁹ / ₁₆ | ³ / ₄ | ¹ / ₄ | 1 ¹ / ₂ |
| AV113-1-1/4 | 1150 | .80 | 1 | 2 ³ / ₁₆ | 2 ³ / ₁₆ | 1 ¹ / ₂ | ³ / ₄ | ⁷ / ₈ | ⁵ / ₁₆ | 1 ³ / ₄ |

ANVIL

Brackets

Figure 194 Light Welded Steel Bracket



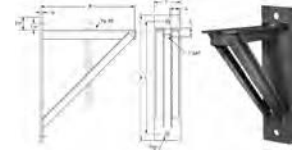
- Material: Carbon steel
- Finish: Plain or Galvanized
- Recommended for support from below or above bracket
- Complies with Federal Specification A-A-1192A (Type 31), WW-H-171-E (Type 32), ANSI/MSS SP-69 and MSS SP-58 (Type 31). FM Approved when used with 3/8" rod, 3/4" - 4" pipe sizes & 1/2" rod, 5" - 8" pipe sizes.
- Determine bracket size by dimension of standard bracket most suitable to the installation
- Installation: When bolted to a wall, an additional back plate may be required of such thickness and size as to properly distribute the weight over the wall. Size and thickness of the back plate is governed by the load to be carried and the nature and conditions of the wall. Back plates furnished upon request
- Specify bracket number, figure number, name and finish

| Item # | Bracket No. | Max Load (lbs.) | Weight (lbs.) | W (in.) | C (in.) | D (in.) |
|---------|-------------|-----------------|---------------|---------|--------------------------------|------------------------------|
| AV194-1 | 1 | 750 | 3.1 | 9 | 6 ¹ / ₂ | ⁵ / ₁₆ |
| AV194-2 | 2 | 750 | 7.7 | 13 | 10 ¹ / ₂ | ⁵ / ₁₆ |
| AV194-3 | 3 | 750 | 12.8 | 19 | 16 ¹ / ₂ | ³ / ₈ |



ANVIL Brackets

Figure 195 Medium Welded Steel Bracket

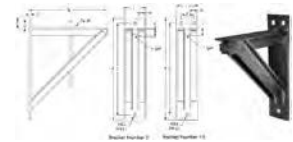


- Material: Carbon steel
- Finish: Plain or Galvanized
- Recommended for the support of loads from below or above bracket
- Complies with Federal Specification A-A-1192A (Type 32), WW-H-171-E (Type 33), ANSI/MSS SP-69 and MSS SP-58 (Type 32).
- Determine size by dimensions most suitable to the installation
- Special welded steel brackets can furnished on order
- Orders for special brackets must be accompanied by a detailed sketch
- Installation: When bolted to a wall, an additional back plate may be required of such thickness and size as to properly distribute the weight over the wall. Size and thickness of the back plate is governed by the load to be carried and the nature and conditions of the wall. Back plates furnished upon request
- Features: If supporting pipe by rod, rod can be installed anywhere along the length of the bracket thus providing horizontal adjustment
- Specify bracket number, figure number, name and finish.

| Item # | Bracket No. | Max Load (lbs.) | Weight (lbs.) | W (in.) | B (in.) | C (in.) | F (in.) | G (in.) | H (in.) |
|---------|-------------|-----------------|---------------|---------|---------|---------|---------|---------|---------|
| AV195-0 | 0 | 1,500 | 17.4 | 12 | 18 | 15½ | 4 | 1½ | 1½ |
| AV195-1 | 1 | 1,500 | 27.3 | 18 | 24 | 21½ | 5 | 1¾ | 1¾ |
| AV195-2 | 2 | 1,500 | 47.7 | 24 | 30 | 27½ | 5 | 2 | 2 |

ANVIL Brackets

Figure 199 Heavy Welded Steel Bracket



- Material: Carbon steel
- Finish: Plain or Galvanized
- Recommended for the support of loads from above or below bracket
- Complies with Federal Specification A-A-1192A (Type 33), WW-H-171-E (Type 34), ANSI/MSS SP-69 and MSS SP-58 (Type 33)
- Determine size by dimensions most suitable to the installation
- Max Load: 3,500 lbs.
- W Dimension: Type 0; 12", Type 1; 18", Type 2; 24", Type 3; 30", Type 4; 36", Type 5; 42"
- Installation: When bolted to a wall, an additional back plate may be required of such thickness and size as to properly distribute the weight over the wall. Size and thickness of the back plate is governed by the load to be carried and the nature and conditions of the wall. Back plates furnished upon request
- Features: If supporting pipe by rod, rod can be installed at any point along the length of the bracket thus providing horizontal adjustment.
- Specify bracket number, figure number, name
- Special welded steel brackets can furnished on order
- Orders for special brackets must be accompanied by a detailed sketch

| Item # | Weight (lbs.) | B (in.) | C (in.) | D (in.) | E (in.) | F (in.) | G (in.) | H (in.) | K (in.) | L (in.) |
|---------|---------------|---------|---------|---------|---------|---------|---------|---------|---------|---------|
| AV199-0 | 24.3 | 18 | 15¼ | 1¾ | 2¾ | 4 | 1¼ | 2 | - | 1¾ |
| AV199-1 | 51.8 | 24 | 21¾ | 17/16 | 2¾ | 5 | 2 | 2 | 2¾ | 15/16 |
| AV199-2 | 65.8 | 30 | 27½ | 1½ | 2¾ | 5 | 2 | 2½ | 2½ | 1¼ |
| AV199-3 | 82.1 | 36 | 33¼ | 1¾ | 3 | 5 | 2 | 2½ | 2½ | 1¼ |
| AV199-4 | 140.5 | 42 | 39 | 1½ | 3 | 6 | 2½ | 3½ | 3½ | 1¼ |
| AV199-5 | 166.4 | 50 | 46 | 1½ | 3½ | 6 | 2½ | 3½ | 3½ | 1¼ |



ANVIL

Concrete Inserts And Attachments

Fig. 284 Metal Deck Hanger



- Size Range: 3/8" through 3/4"
- Material: Carbon steel
- Finish: Plain
- Service: Recommended for suspending pipe or conduit in metal concrete deck forms for a variety of rod sizes; may be used with a rod coupling such as the Fig. 135 or 136 to allow for extended rod lengths

Features:

- L and H can be specified for a custom fit if your particular deck does not accommodate type A, B, or C
- Standard 6" long UNC bolt is welded to bracket to ensure assembly remains intact during shipment

Ordering:

- Specify Figure 284, design type (A,B, or C) and bolt diameter
- If your specific deck will not fit one of the design types and/or a different bolt size is required, specify leg height (H), opening (L), and bolt size

| Item # | Bolt Size A (in.) | Max Load (lbs.) | L (in.) | H (In.) | W (in.) | Weight (lbs.) |
|---------------|-------------------|-----------------|---------|---------|---------|---------------|
| Type A | | | | | | |
| AV284A-3/8 | 3/8 | 730 | 9 5/8 | 1 3/4 | 1 1/2 | 1.33 |
| AV284A-1/2 | 1/2 | 1,350 | 9 5/8 | 1 3/4 | 1 1/2 | 1.43 |
| AV284A-5/8 | 5/8 | 2,160 | 9 5/8 | 1 3/4 | 1 1/2 | 1.64 |
| AV284A-3/4 | 3/4 | 3,230 | 9 5/8 | 1 3/4 | 1 1/2 | 1.92 |
| Type B | | | | | | |
| AV248B-3/8 | 3/8 | 730 | 12 | 3 | 1 1/2 | 2.23 |
| AV248B-1/2 | 1/2 | 1,350 | 12 | 3 | 1 1/2 | 2.33 |
| AV248B-5/8 | 5/8 | 2,160 | 12 | 3 | 1 1/2 | 2.54 |
| AV248B-3/4 | 3/4 | 3,230 | 12 | 3 | 1 1/2 | 2.82 |
| Type C | | | | | | |
| AV248C-3/8 | 3/8 | 730 | 16 | 4 | 1 1/2 | 3.10 |
| AV248C-1/2 | 1/2 | 1,350 | 16 | 4 | 1 1/2 | 3.20 |
| AV248C-5/8 | 5/8 | 2,160 | 16 | 4 | 1 1/2 | 3.41 |
| AV248C-3/4 | 3/4 | 3,230 | 16 | 4 | 1 1/2 | 3.69 |

Many other hanger styles
available.

Need custom hangers or
a quote? Call Edge today.



ANVIL

Rod Attachments

Figure 290 Weldless Eye Nut

- Size Range: 3/8" through 2-1/2"
- Material: Forged steel
- Finish: Plain or Galvanized
- For use on high temperature piping installations
- Complies with Federal Specification A-A-1192A (Type 17), WW-H-171-E (Type 17), ANSI/MSS SP-69 and MSS SP-58 (Type 17)
- Features: Supports loads equal to the full limitation of the hanger rod
- Provides flexible connection when used with straight thread rod
- Specify rod size, figure number, name and finish. If other than standard combination of eye nut number and rod size, specify eye nut number and special rod tapping size
- Note: The acceptability of galvanized coatings at temperatures above 450°F is at the discretion of the end user
- Larger eye nuts featuring smaller rod sizes are commonly available
- Left hand tap is also available. Specify figure 290L



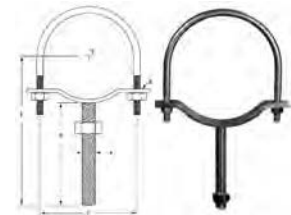
| Item # | Rod Size A (in.) | Max Load For Service Temp 650°F/750°F | Weight (lbs.) | B (in.) | C (in.) | D (in.) | E (in.) | F (in.) | G (in.) | Eye Nut Number |
|-------------|------------------|---------------------------------------|---------------|---------|---------|---------|---------|---------|---------|----------------|
| AV290-3/8 | 3/8 | 730/572 | 0.63 | 1 1/2 | 1 3/16 | 1/2 | 2 | 1 3/8 | 1 1/16 | 1 |
| AV290-1/2 | 1/2 | 1,350/1,057 | 0.63 | 1 1/2 | 1 3/16 | 1/2 | 2 | 1 3/8 | 1 1/16 | 1 |
| AV290-5/8 | 5/8 | 2,160/1,692 | 0.62 | 1 1/2 | 1 3/16 | 1/2 | 2 | 1 3/8 | 1 1/16 | 1 |
| AV290-3/4 | 3/4 | 3,230/2,530 | 0.60 | 1 1/2 | 1 3/16 | 1/2 | 2 | 1 3/8 | 1 1/16 | 1 |
| AV290-7/8 | 7/8 | 4,480/3,508 | 1.70 | 2 | 1 11/16 | 3/4 | 2 5/8 | 1 15/16 | 1 | 2 |
| AV290-1 | 1 | 5,900/4,620 | 1.70 | 2 | 1 11/16 | 3/4 | 2 5/8 | 1 15/16 | 1 | 2 |
| AV290-1-1/4 | 1 1/4 | 9,500/7,440 | 3.60 | 2 1/2 | 1 13/16 | 1 | 3 3/8 | 2 3/8 | 1 1/4 | 3 |
| AV290-1-1/2 | 1 1/2 | 13,800/10,807 | 3.50 | 2 1/2 | 1 13/16 | 1 | 3 3/8 | 2 3/8 | 1 1/4 | 3 |
| AV290-1-3/4 | 1 3/4 | 18,600/14,656 | 16.40 | 4 | 4 | 1[1/2] | 6 1/4 | 4 | 2 1/4 | 4 |
| AV290-2 | 2 | 24,600/19,265 | 15.90 | 4 | 4 | 1[1/2] | 6 1/4 | 4 | 2 1/4 | 4 |
| AV290-2-1/4 | 2 1/4 | 32,300/25,295 | 15.40 | 4 | 4 | 1[1/2] | 6 1/4 | 4 | 2 1/4 | 4 |
| AV290-2-1/2 | 2 1/2 | 39,800/31,169 | 14.90 | 4 | 4 | 1[1/2] | 6 1/4 | 4 | 2 1/4 | 4 |

ANVIL

Pipe Supports

Figure 191 Adjustable Pipe Stanchion Saddle With U-Bolt

- Size Range: 2" through 12"
- Material: Carbon steel
- Finish: Plain or Galvanized
- Stanchion type support where vertical adjustment is required, plus the additional stability provided by U-bolt attachment to stationary pipe
- Complies with Federal Specification A-A-1192A (Type 37), ANSI/MSS SP-69 and MSS SP-58 (Type 37)
- Specify pipe size, figure number, name and finish

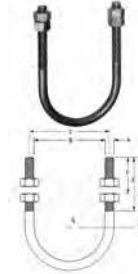


| Item # | Pipe Size (in.) | Rod Size A (in.) | C (in.) | E (in.) | G (in.) | Weight (lbs.) |
|-------------|-----------------|------------------|---------|----------|-----------|---------------|
| AV191-2 | 2 | 5/8 | 2 11/16 | 9 7/16 | 1/4x1 | 1.2 |
| AV191-2-1/2 | 2 1/2 | 5/8 | 3 5/16 | 9 11/16 | 1/4x1 | 1.4 |
| AV191-3 | 3 | 5/8 | 3 15/16 | 10 | 1/4x1 | 1.6 |
| AV191-3-1/2 | 3 1/2 | 5/8 | 4 7/16 | 10 1/4 | 1/4x1 | 2.6 |
| AV191-4 | 4 | 7/8 | 5 1/4 | 10 1/2 | 1/4x1 1/4 | 3.0 |
| AV191-5 | 5 | 7/8 | 6 1/8 | 11 | 1/4x1 1/4 | 3.2 |
| AV191-6 | 6 | 1 | 7 1/4 | 11 11/16 | 3/8x1 1/2 | 4.9 |
| AV191-8 | 8 | 1 | 9 3/8 | 12 11/16 | 3/8x1 1/2 | 6.2 |
| AV191-10 | 10 | 1 1/4 | 11 1/2 | 13 7/8 | 1/2x2 | 10.5 |
| AV191-12 | 12 | 1 1/4 | 13 1/2 | 14 7/8 | 1/2x2 | 11.8 |



ANVIL U-Bolts

Figure 137 U-Bolt



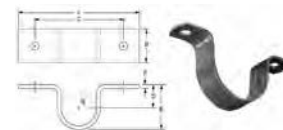
- Size Range: 1/2" through 36"
- Material: Carbon steel U-bolt and four finished hex nuts
- Finish: Plain or Galvanized
- Recommended for support, or guide of heavy loads; often employed in power, process plant and marine service
- Complies with Federal Specification A-A-1192A (Type 24), WW-H-171-E (Type 24), ANSI/MSS SP-69 and MSS SP-58 (Type 24)
- Specify pipe size x rod size (e.g., 6 x 5/8), figure number, name
- U-bolt will be furnished with longer tangents D or with longer threads E if so required and ordered. If hex nuts are not required, specify "without hex nuts"
- Note: The acceptability of galvanized coatings at temperatures above 450°F is at the discretion of the end user

| Item # | Pipe Size (in.) | Rod Size A (in.) | Max Normal Load 650°/750° | 650° F Max Side Load | Weight (lbs.) | B (in.) | C (in.) | D (in.) | E (in.) | F (in.) |
|-------------|-----------------|------------------|--------------------------------|----------------------|---------------|---------|---------|---------|---------|---------|
| AV137-1/2 | 1/2 | 1/4 | 580/454 | 145 | 0.11 | 15/16 | 13/16 | 23/4 | 21/8 | 25/16 |
| AV137-3/4 | 3/4 | 1/4 | 580/454 | 145 | 0.12 | 1 1/8 | 1 3/8 | 23/4 | 21/8 | 27/32 |
| AV137-1 | 1 | 1/4 | 580/454 | 145 | 0.12 | 1 3/8 | 1 5/8 | 23/4 | 21/8 | 23/32 |
| AV137-1-1/4 | 1 1/4 | 3/8 | 1,460/1,144 | 365 | 0.28 | 1 11/16 | 2 1/16 | 27/8 | 2 1/8 | 2 1/32 |
| AV137-1-1/2 | 1 1/2 | 3/8 | 1,460/1,144 | 365 | 0.30 | 2 | 2 3/8 | 3 | 2 1/2 | 2 1/16 |
| AV137-2 | 2 | 3/8 | 1,460/1,144 | 365 | 0.33 | 2 7/16 | 2 13/16 | 3 1/4 | 2 1/2 | 2 1/16 |
| AV137-2-1/2 | 2 1/2 | 1/2 | 2,700/2,114 | 675 | 0.73 | 2 15/16 | 3 7/16 | 3 3/4 | 3 | 2 5/16 |
| AV137-3 | 3 | 1/2 | 2,700/2,114 | 675 | 0.78 | 3 9/16 | 4 1/16 | 4 | 3 | 2 1/4 |
| AV137-3-1/2 | 3 1/2 | 1/2 | 2,700/ 2,1142,700/ 2,114 | 675 | 0.84 | 4 1/16 | 4 9/16 | 4 1/4 | 3 | 2 1/4 |
| AV137-4 | 4 | 1/2 | 2,700/2,114 | 675 | 0.90 | 4 9/16 | 5 1/16 | 4 1/2 | 3 | 2 1/4 |
| AV137-5 | 5 | 1/2 | 2,700/2,114 | 675 | 1.0 | 5 5/8 | 6 1/8 | 5 | 3 | 2 7/32 |
| AV137-6 | 6 | 5/8 | 4,320/3,382 | 1,080 | 2.0 | 6 3/4 | 7 3/8 | 6 1/8 | 3 3/4 | 2 13/16 |
| AV137-8 | 8 | 5/8 | 4,320/3,382 | 1,080 | 2.3 | 8 3/4 | 9 3/8 | 7 1/8 | 3 3/4 | 2 13/16 |
| AV137-10 | 10 | 3/4 | 6,460/5,060 | 1,615 | 4.9 | 10 7/8 | 11 5/8 | 8 3/8 | 4 | 3 |
| AV137-12 | 12 | 7/8 | 9,960/7,016 | 2,490 | 7.7 | 12 7/8 | 13 3/4 | 9 5/8 | 4 | 3 1/4 |
| AV137-14 | 14 | 7/8 | 9,960/7,016 | 2,490 | 8.3 | 14 1/8 | 15 | 10 1/4 | 4 1/4 | 3 1/4 |
| AV137-16 | 16 | 7/8 | 9,960/7,016 | 2,490 | 9.2 | 16 1/8 | 17 | 11 1/4 | 4 1/4 | 3 1/4 |
| AV137-18 | 18 | 1 | 11,800/ 9,240 | - | 13.5 | 18 1/8 | 19 3/8 | 12 5/8 | 4 3/4 | 3 5/8 |
| AV137-20 | 20 | 1 | 11,800/ 9,240 | - | 14.6 | 20 1/8 | 21 1/8 | 13 3/8 | 4 3/4 | 3 5/8 |
| AV137-24 | 24 | 1 | 11,800/ 9,240 | - | 16.9 | 24 1/8 | 25 1/8 | 15 5/8 | 4 3/4 | 3 5/8 |
| AV137-30 | 30 | 1 | 11,800/ 9,240 | - | 19.1 | 30 1/8 | 31 1/8 | 18 5/8 | 4 3/4 | 3 5/8 |
| AV137-36 | 36 | 1 | 11,800/ 9,240 | - | 23.2 | 36 1/2 | 37 1/8 | 21 5/8 | 4 3/4 | 3 5/8 |



ANVIL Straps

Figure 262 Short strap



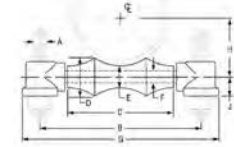
- Size Range: 1/2" through 4"
- Material: Carbon steel
- Finish: Plain or Galvanized
- Maximum Temperature: 650° F
- Complies with Federal Specification A-A-1192A (Type 26), WW-H-171-E (Type 26), ANSI/MSS SP-69 and MSS SP-58 (Type 26)
- Specify pipe size, figure number, name and finish
- Note: The acceptability of galvanized coatings at temperatures above 450°F is at the discretion of the end user

| Item # | Pipe Size (in.) | Max Load (w/Lag Screws / w/ Bolts to Steel) (lbs.) | Weight (lbs.) | Screw or Bolt Size | L (in.) | B (in.) | C (in.) | D (in.) | E (in.) | F (in.) |
|-------------|-----------------|--|---------------|--|---------|---------|---------|---------|---------|---------|
| AV262-1/2 | 1/2 | 300/410 | 0.20 | Two #18x2 Steel Wood Screws or Two 3/8" Bolts To Steel | 4 | 1 1/4 | 2 3/4 | 1/2 | 1 1/8 | 1/8 |
| AV262-3/4 | 3/4 | 300/410 | 0.23 | Two #18x2 Steel Wood Screws or Two 3/8" Bolts To Steel | 4 3/8 | 1 1/4 | 3 1/8 | 1 1/16 | 1 7/16 | 1/8 |
| AV262-1 | 1 | 300/410 | 0.26 | Two #18x2 Steel Wood Screws or Two 3/8" Bolts To Steel | 4 3/4 | 1 1/4 | 3 1/2 | 1 1/16 | 1 5/8 | 1/8 |
| AV262-1-1/4 | 1 1/4 | 300/410 | 0.36 | Two #18x2 Steel Wood Screws or Two 3/8" Bolts To Steel | 5 | 1 1/4 | 3 3/4 | 1 1/16 | 2 1/8 | 1/8 |
| AV262-1-1/2 | 1 1/2 | 300/410 | 0.54 | Two #18x2 Steel Wood Screws or Two 3/8" Bolts To Steel | 5 3/8 | 1 1/4 | 4 1/8 | 1 3/8 | 2 1/2 | 1/8 |
| AV262-2 | 2 | 300/410 | 0.60 | Two #18x2 Steel Wood Screws or Two 3/8" Bolts To Steel | 6 3/8 | 1 1/4 | 5 1/8 | 1 1/4 | 2 3/4 | 1/8 |
| AV262-2-1/2 | 2 1/2 | 450/610 | 1.40 | Two #18x Steel Wood Screws or Two 3/8" Bolts To Steel | 6 13/16 | 1 1/2 | 5 9/16 | 1 3/4 | 3 5/8 | 1/4 |
| AV262-3 | 3 | 450/610 | 1.60 | Two #18x Steel Wood Screws or Two 3/8" Bolts To Steel | 7 5/16 | 1 1/2 | 6 1/16 | 1 7/8 | 4 | 1/4 |
| AV262-3-1/2 | 3 1/2 | 450/610 | 1.80 | Two #18x Steel Wood Screws or Two 3/8" Bolts To Steel | 7 13/16 | 1 1/2 | 6 9/16 | 2 3/16 | 4 5/8 | 1/4 |
| AV262-4 | 4 | 450/610 | 1.90 | Two #18x Steel Wood Screws or Two 3/8" Bolts To Steel | 8 3/8 | 1 1/2 | 7 1/8 | 2 3/8 | 5 | 1/4 |



ANVIL Pipe Roll

Figure 171 Pipe Roll



- Size Range: 1" through 30"
- Material: Cast iron roll and sockets, steel roll rod
- Finish: Plain, Galvanized or Resilient Coated
- For suspension of pipe from two rods where longitudinal expansion and contraction may occur
- Complies with Federal Specification A-A-1192A (Type 41), WW-H-171-E (Type 42), ANSI/MSS SP-69 and MSS SP-58 (Type 41)
- Adjustment: Adjustable socket permits vertical adjustment at the roll
- Maximum Temperature: 450° F at roller, 300° F at resilient coated roller
- How to size: If the roll is to support non-insulated pipe, select the size directly from nominal pipe size (column 1) in table below. If used with pipe covering protection saddle, contact Edge for sizing of pipe roll.
- Features: Provides for vertical adjustment; nut at bottom of hanger rod fits into the socket preventing loosening or
- Pipe roll is designed for two point surface contact with pipe or saddle
- Features: Advantages of pipe rollers with a protective resilient coated covering.
- Non conductive pipe rollers - prevent the passing of current from pipeline to structure
- Corrosion resistant - for protection against severe weather conditions, moderate corrosive conditions such as marine atmospheres and weather resistant to ultra-violet radiation
- Low coefficient of friction between pipe and resilient coated pipe roller.
- Specify pipe roll size. Order should include figure number, name and finish in all cases
- Hanger rods and nuts to be ordered separately
- Be certain to order oversized rolls when insulation and protection saddles makes this necessary
- Max Load Ratings (lbs.): 1"-2" (600), 2-1/2" (660), 3" (700), 3-1/2"-5"(750), 6" (1,070), 8" (1,350), 10"(1,730), 12" (2,400), 14" (3,130), 16" (3,970), 18" (4,200), 20" (4,550), 24" (6,160), 30" (7,290)

| Item # | Pipe Size/Max O.D. Covering (in.) | Rod Size A (in.) | G (in.) | B (in.) | C (in.) | D (in.) | E (in.) | F (in.) | H (in.) | J (in.) |
|-------------|---|---------------------|----------|----------|---------|---------|---------|---------|---------|---------|
| AV171-1 | 1 / 2 | 3/8 | 4 1/8 | 3 | 1 1/2 | 1 | 3/4 | 3/8 | 1 1/16 | 9/16 |
| AV171-1-1/4 | 1 1/4 / 2 1/2 | 3/8 | 4 1/2 | 3 3/8 | 1 7/8 | 1 1/16 | 3/4 | 3/8 | 1 1/4 | 9/16 |
| AV171-1-1/2 | 1 1/2 / | 3/8 | 4 3/4 | 3 5/8 | 2 1/8 | 1 1/8 | 3/4 | 3/8 | 1 3/8 | 9/16 |
| AV171-2 | 2 / 3 1/4 | 3/8 | 5 1/4 | 4 1/8 | 2 5/8 | 1 3/16 | 3/4 | 3/8 | 1 5/8 | 9/16 |
| AV171-2-1/2 | 2 1/2 / 3 3/4 | 1/2 | 6 1/4 | 4 7/8 | 3 1/8 | 1 3/8 | 7/8 | 1/2 | 1 15/16 | 1 1/16 |
| AV171-3 | 3 / 4 1/2 | 1/2 | 6 7/8 | 5 1/2 | 3 3/4 | 1 7/16 | 7/8 | 1/2 | 2 1/4 | 1 1/16 |
| AV171-3-1/2 | 3 1/2 / 5 | 1/2 | 7 1/2 | 6 1/8 | 4 1/4 | 1 5/8 | 1 | 1/2 | 2 9/16 | 3/4 |
| AV171-4 | 4 / 5 1/2 | 5/8 | 8 1/4 | 6 7/8 | 4 3/4 | 1 3/4 | 1 | 1/2 | 2 3/16 | 3/4 |
| AV171-5 | 5 / 7 | 5/8 | 9 11/16 | 8 1/16 | 5 13/16 | 2 | 1 1/8 | 5/8 | 3 7/16 | 7/8 |
| AV171-6 | 6 / 8 1/4 | 3/4 | 11 7/16 | 9 9/16 | 6 7/8 | 2 5/16 | 1 1/4 | 3/4 | 4 | 1 |
| AV171-8 | 8 / 10 1/2 | 3/4 | 14 1/16 | 11 15/16 | 8 7/8 | 2 13/16 | 1 1/2 | 7/8 | 5 1/8 | 1 1/8 |
| AV171-10 | 10 / 12 3/4 | 7/8 | 16 3/16 | 14 1/16 | 11 | 3 3/8 | 1 3/4 | 7/8 | 6 3/8 | 1 1/8 |
| AV171-12 | 12 / 14 3/4 | 7/8 | 17 15/16 | 15 13/16 | 12 1/2 | 3 7/8 | 2 | 1 | 7 7/16 | 1 1/4 |
| AV171-14 | 14 / 16 1/4 | 1 | 20 1/8 | 17 3/4 | 14 1/4 | 4 5/8 | 2 1/2 | 1 1/8 | 8 3/8 | 1 3/8 |
| AV171-16 | 16 / 18 | 1 | 22 1/8 | 19 3/4 | 16 1/4 | 5 | 2 5/8 | 1 1/4 | 9 7/16 | 1 1/2 |
| AV171-18 | 18 / 20 1/4 | 1 | 24 1/2 | 21 7/8 | 18 1/4 | 5 7/16 | 2 3/4 | 1 1/4 | 10 1/2 | 1 1/2 |
| AV171-20 | 20 / 22 1/2 | 1 1/4 | 27 1/4 | 24 1/4 | 20 1/4 | 6 | 3 | 1 1/4 | 11 5/8 | 1 5/8 |
| AV171-24 | 24 / 26 1/2 | 1 1/2 | 32 1/8 | 28 7/8 | 24 1/4 | 7 3/16 | 3 5/8 | 1 1/2 | 14 | 1 3/4 |
| AV171-30 | 30 / 32 1/2 | 1 1/2 | 39 | 35 1/2 | 30 1/4 | 8 15/16 | 4 1/2 | 1 3/4 | 17 7/16 | 2 7/16 |



ANVIL

Pipe Supports

Figure 264 Adjustable Pipe Saddle Support



- Size Range: 2-1/2" through 36"
- Material: Cast iron saddle, locknut nipple and special cast iron reducer, assembled
- Finish: Plain or Galvanized
- Stanchion type support where vertical adjustment of stationary pipe is required
- Complies with Federal Specification A-A-1192A (Type 38), WW-H-171-E (Type 39), ANSI/MSS SP-69 and MSS SP-58 (Type 38)
- Installation: Adjustment is obtained by turning the locknut nipple. The lower end of the nipple is staked, upsetting the threads to prevent separation of nipple and coupling during adjustment
- Features: Vertical adjustment of approximately 4-1/2"
- Saddle supports a broad range of pipe sizes
- Specify pipe size to be supported, figure number, name and finish

| Item # | Pipe Size (in.) | Weight Complete (lbs.) | Weight Saddle Only (lbs.) | A (in.) | B (in.) | D (in.) | E Min. (in.) | E Max. (in.) | Width C (in.) | Max Load (lbs.) |
|-------------|-----------------|------------------------|---------------------------|---------|---------|---------|--------------|--------------|---------------|-----------------|
| AV264-2-1/2 | 2½ | 9.0 | 4.8 | 2½ | 3½ | 1½ | 8 | 13 | 3 | 1,800 |
| AV264-3 | 3 | 9.2 | 5.0 | 2½ | 3¾ | 1½ | 8¼ | 13¼ | 3 | 1,800 |
| AV264-3-1/2 | 3½ | 9.4 | 5.2 | 2½ | 4 | 1½ | 8½ | 13½ | 3 | 1,800 |
| AV264-4 | 4 | 15.0 | 7.6 | 3 | 4¼ | 2½ | 9¼ | 14 | 3⅝ | 3,800 |
| AV264-5 | 5 | 16.7 | 8.3 | 3 | 4⅞ | 2½ | 10 | 14¾ | 3⅝ | 3,800 |
| AV264-6 | 6 | 17.7 | 10.3 | 3 | 5½ | 2½ | 10½ | 15¼ | 3⅝ | 3,800 |
| AV264-8 | 8 | 20.2 | 12.8 | 3 | 6⅞ | 2½ | 11¼ | 16½ | 3⅝ | 3,800 |
| AV264-10 | 10 | 25.2 | 17.8 | 3 | 8½ | 2½ | 13½ | 18¼ | 3⅝ | 3,800 |
| AV264-12 | 12 | 29.0 | 21.6 | 3 | 9⅝ | 2½ | 15 | 19¾ | 3⅝ | 3,800 |
| AV264-14 | 14 | 40.2 | 38.0 | 4 | 10⅝ | 3 | 16¼ | 20¾ | 4⅝ | 5,300 |
| AV264-16 | 16 | 53.2 | 42.0 | 4 | 12⅝ | 3 | 17¾ | 22¼ | 4⅝ | 5,300 |
| AV264-18 | 18 | 70.8 | 51.0 | 6 | 13⅞ | 3½ | 19½ | 24 | 4⅝ | 6,700 |
| AV268-20 | 20 | 104.8 | 85.0 | 6 | 15⅝ | 3½ | 21 | 25½ | 6¾ | 6,700 |
| AV264-22 | 22 | 121.0 | 98.0 | 6 | 15½ | 4 | 21⅝ | 25⅝ | 6¾ | 7,300 |
| AV264-24 | 24 | 137.0 | 110.0 | 6 | 17⅝ | 4 | 23¾ | 28¼ | 6¾ | 7,300 |
| AV264-26 | 26 | 154.0 | 130.0 | 6 | 18½ | 4 | 24⅝ | 28⅝ | 6¾ | 7,300 |
| AV264-30 | 30 | 170.0 | 150.0 | 6 | 21⅝ | 4 | 27 | 31½ | 6¾ | 7,300 |
| AV264-32 | 32 | 181.0 | 161.1 | 6 | 22½ | 4 | 28¼ | 32¾ | 8¾ | 7,300 |
| AV264-36 | 36 | 249.0 | 229.0 | 6 | 24½ | 4 | 30¼ | 34¾ | 8¾ | 7,300 |



ANVIL

Pipe Supports

Figure 265 Adjustable Pipe Saddle Support



- Size Range: 4" through 36"
- Material: Cast iron saddle, steel yoke and nuts, steel locknut nipple and special cast iron reducer. (14" through 36" carbon steel saddle with steel yoke. 4" through 12" steel saddle available upon special request)
- Finish: Plain or Galvanized
- Stanchion type support where vertical adjustment is required, plus the additional stability provided by U-bolt attachment to pipe
- Complies with Federal Specification A-A-1192A (Type 38), WW-H-171-E (Type 39), ANSI/MSS SP-69 and MSS SP-58
- Installation: Adjustment is obtained by turning the locknut nipple. The lower end of the nipple is staked, upsetting the threads to prevent separation of nipple and coupling during adjustment
- Features: Vertical adjustment of approximately 4-1/2"
- Saddle supports a broad range of pipe sizes
- Specify pipe size to be supported, figure number, name and finish

| Item # | Pipe Size (in.) | Weight Complete (lbs.) | Weight Saddle Only (lbs.) | A (in.) | B (in.) | D (in.) | E Min. (in.) | E Max. (in.) | Width C (in.) | Max Load (lbs.) |
|----------|-----------------|------------------------|---------------------------|---------|---------------------------------|-------------------------------|----------------------------------|----------------------------------|-------------------------------|-----------------|
| AV265-4 | 4 | 22.0 | 10.8 | 4 | 4 ³ / ₁₆ | 3 | 9 ¹ / ₂ | 14 | 3 ⁵ / ₈ | 3,800 |
| AV265-5 | 5 | 23.1 | 12.1 | 4 | 4 ¹³ / ₁₆ | 3 | 10 ¹ / ₈ | 14 ⁵ / ₈ | 3 ⁵ / ₈ | 3,800 |
| AV265-6 | 6 | 23.9 | 12.7 | 4 | 5 ⁷ / ₁₆ | 3 | 10 ³ / ₄ | 15 ¹ / ₄ | 3 ⁵ / ₈ | 3,800 |
| AV265-8 | 8 | 32.5 | 21.3 | 4 | 6 ¹⁵ / ₁₆ | 3 | 12 ¹ / ₄ | 16 ³ / ₄ | 3 ⁵ / ₈ | 3,800 |
| AV265-10 | 10 | 36.9 | 25.7 | 4 | 8 ⁷ / ₁₆ | 3 | 13 ³ / ₄ | 18 ¹ / ₄ | 3 ⁵ / ₈ | 3,800 |
| AV265-12 | 12 | 42.4 | 31.2 | 4 | 9 ¹⁵ / ₁₆ | 3 | 14 ⁵ / ₈ | 19 ¹ / ₈ | 3 ⁵ / ₈ | 3,800 |
| AV265-14 | 14 | 39.2 | 28.0 | 4 | 10 ¹ / ₂ | 3 | 15 ¹³ / ₁₆ | 20 ⁵ / ₁₆ | 6 | 5,300 |
| AV265-16 | 16 | 42.2 | 31.0 | 4 | 11 ¹ / ₂ | 3 | 16 ¹³ / ₁₆ | 21 ⁵ / ₁₆ | 6 | 5,300 |
| AV265-18 | 18 | 60.0 | 40.0 | 6 | 13 ¹ / ₂ | 3 ¹ / ₂ | 19 ¹ / ₈ | 23 ⁵ / ₈ | 6 | 6,700 |
| AV265-20 | 20 | 63.0 | 43.0 | 6 | 14 ¹ / ₂ | 3 ¹ / ₂ | 20 ¹ / ₈ | 24 ⁵ / ₈ | 6 | 6,700 |
| AV265-22 | 22 | 66.0 | 46.0 | 6 | 15 ¹ / ₂ | 4 | 21 ⁵ / ₁₆ | 25 ¹³ / ₁₆ | 6 | 7,300 |
| AV265-24 | 24 | 72.0 | 52.0 | 6 | 17 ¹ / ₂ | 4 | 23 ⁵ / ₁₆ | 27 ¹³ / ₁₆ | 6 | 7,300 |
| AV265-26 | 26 | 75.0 | 57.0 | 6 | 18 ¹ / ₂ | 4 | 24 ⁵ / ₁₆ | 28 ¹³ / ₁₆ | 6 | 7,300 |
| AV265-30 | 30 | 89.0 | 69.0 | 6 | 20 ⁵ / ₈ | 4 | 26 ⁷ / ₁₆ | 30 ¹⁵ / ₁₆ | 6 | 7,300 |
| AV265-32 | 32 | 93.0 | 73.0 | 6 | 21 ⁵ / ₈ | 4 | 27 ⁷ / ₁₆ | 31 ¹⁵ / ₁₆ | 6 | 7,300 |
| AV265-36 | 36 | 101.0 | 81.0 | 6 | 23 ⁵ / ₈ | 4 | 29 ⁷ / ₁₆ | 33 ¹⁵ / ₁₆ | 6 | 7,300 |

ERICO

ERICO/CADDY One-Piece Strut Clamps




| Item # | Size (in.) | Rigid (in.) | Load (lbs.) |
|----------|------------|-------------|-------------|
| CASCH8 | 1/2 | | 200 |
| CASCH12 | 3/4 | 1/2 | 200 |
| CASCH16 | 1 | 3/4 | 200 |
| CASCH20 | 1 1/4 | 1 | 200 |
| CASCH12B | 3/4 | 1/2 | 200 |

ERICO/CADDY Conduit Clips



| Item # | Conduit Size | Mounting Hole (in.) |
|----------|---|----------------------------|
| CA6M | For 6M 14-2 thru 12-3 MC/AC and 3/8" Flexible Conduit | 5/32 Plain |
| CA812M4I | 1/2" to 3/4" | 1/4 - 20 Thread Impression |

Caddy Fasteners Overview




ERICO

ERICO/CADDY

Screw Gun Box Brackets

Screw gun box bracket for between studs.

- Can mount 1-1/2" or 2-1/8" deep boxes
- Notched and marked for easy identification and bending
- Requires only a screw gun to install



| Item # | Stud Spacing (in.) |
|--------|--------------------|
|--------|--------------------|

Preset

| | |
|----------|-------|
| CASGB16A | 16 OC |
| CASGB24A | 24 OC |

Adjustable

| | |
|----------|----------|
| CATSGB16 | 11 to 18 |
| CATSGB24 | 17 to 26 |

ERICO/CADDY

Flange Mount Conduit Clips 360° Pivot

- Available with Caddy conduit clip bottom mounted or side mounted
- Available for 3/8" thru 2" EMT, rigid and aluminum conduit
- Requires only hammer and pliers to install
- Will pivot thru 360°



| Item # | Desc. | Load (lbs.) |
|------------|--|-------------|
| CA812M24 | 1/2" to 3/4" Conduit to 1/8" to 1/4" Flanges | 75 |
| CA16M24 | 1" Conduit to 1/8" to 1/4" Flanges | 75 |
| CA16M58 | 1" Conduit to 5/16" to 1/2" Flanges | 75 |
| CA20M24 | 1 1/4" Conduit to 1/8" to 1/4" Flanges | 75 |
| CA812M24SM | 1/2" to 3/4" Conduit to 1/8" to 1/4" Flanges | 25 |
| CA16M24SM | 1" Conduit to 1/8" to 1/4" Flanges | 25 |

ERICO/CADDY

Hammer-On Flange Clips

- Locates a "portable" 1/4" hole with just a hammer
- Installs easily regardless of insulation materials on beam flange
- Fits most beams and bulb tees
- Qty. per Box: 100



| Item # | Flange Thickness (in.) |
|--------|------------------------|
| CA2H4 | 3/32-9/64 |
| CA4H24 | 1/8-1/4 |
| CA4H58 | 5/16-1/2 |

ERICO/CADDY

Hammer-On Flange Clips

| Item # | Flange Thickness (in.) |
|--------|------------------------|
| CAM24 | 1/8-1/4 |
| CAM58 | 5/16-1/2 |
| CAM24S | 1/8-1/4 |
| CAM58S | 5/16-1/2 |



ERICO/CADDY

Light Fixture Support Clips

| Item # | Desc. |
|--------|-----------------------------------|
| CA515A | Upturned or Straight Lip Fixtures |



ERICO/CADDY

Light Fixture Independent Support Clips

| Item # | Grid Size (in.) | Stud Length (in.) |
|--------|-----------------|-------------------|
| CAIDS | 15/16 | 5/8 |



ERICO/CADDY

Purlin Clips

| Item # | Desc. |
|--------|---|
| CAAF14 | 1/16" to 1/4" Z Purlin for Wrap Wire, "S" Hooks, Bolting Straps, WMX6 |



ERICO/CADDY

Purlin Clips

| Item # | Desc. |
|----------|-----------------------------------|
| CA1226TI | For 3/8" Threaded Rod to Z Purlin |



ERICO/CADDY

Combination Box/ Conduit Hangers

- Combination box/conduit hanger from drop wire/rod and beam



| Item # | Desc., Mounts 4 in. Sq. Boxes with |
|-----------|---|
| CA812MB18 | 1/2" & 3/4" Conduit from #12 Wire thru 1/4" Rod |

ERICO

ERICO/CADDY
**Plain and Threaded Rod
Hangers
Hammer-On**

- Beam clamps
- Static load limit 200 lbs.
- Qty. per Box: 100



| Item # | Flange Thickness (in.) | Rod Size |
|---------|------------------------|---------------|
| CA6TI24 | 1/8-1/4 | 3/8" Threaded |
| CA6TI58 | 5/16-1/2 | 3/8" Threaded |

ERICO/CADDY
**Protection Plates
Press-On**

- Press-on protection plate for woods and metal studs



Item #
CA304B2

ERICO/CADDY
Pipe Sleeve Positioners

- Provides secure positioning of pipe sleeve for concrete pouring of wall and floor forms
- Requires only a hammer to install
- Will accommodate schedule #40, #80 and smaller wall thickness
- No load rating - positioning only
- Sleeve Diameter: All diameters, wall thickness: 5/16 in. and under
- Qty. per box: 100



Item #
CA740

ERICO/CADDY
**Conduit Supports
Support and Anti-Rattle**

- For conduit armored cable
- Supports and anti-rattle
- Supports conduit up to 1 in.



Item #
CA781

ERICO/CADDY
Cable/Conduit Supports

- Cable/conduit from drop wire support



| Item # | Desc. |
|--------|--|
| CAPCS2 | Conduit/Cable Support from #8 - #12 Drop Wire for 1/2" and 3/4" EMT, MC/AC up to .900 O.D. |

ERICO/CADDY
Cable Support Clips


- cULus® Listed and complies with NEC® and TIA requirements for structured cabling systems
- Cost-effective alternative to expensive cable tray
- Galvanized finish on J-hooks provide smoother cable pull and greater corrosion resistance.
- Many sizes and designs available to attach to a variety of structures
- Provides proper support of Category 5e, Category 6a, fiber optic and innerduct
- Diameter Loop



Item #
CACAT32AB

ERICO/CADDY
3/4" Pipe Clip


- Bolt Size: 1/4"
- Conduit Size: EMT 3/4 in
- Conduit Size: Rigid 3/4 in
- Finish: Electro-zinc plated
- Rec. Load: 250 lbs
- Third Party Certifications: cUL®, UL®



Item #
CACD1B

ERICO/CADDY
Metal Stud Grommet

- Snap one grommet into standard 1-11/32" field punched hole, OR snap tight two together into any shape factory punched hole
- Provides 360° protection for cable and makes cable pulls easier
- Delivers compliance with: NEC® Article 300.4(b)(1) and CEC Rule 12-516



Item #
CAESG1



ERICO

ERICO/CADDY Mounting Plate Bracket

Single Gang to Drywall

- Eliminates the need for an electrical box when installing low voltage Class 2 wiring
- Install with a drywall saw and screw-driver
- Makes wire "fishing" easier
- Mounts any standard low voltage device in 1/2" through 1 1/4" walls
- Provides positive support with locking screws (included)



| Item # |
|--------|
| CAMPLS |

ERICO/CADDY One Piece Strut Clamp

- One size fits both EMT conduit and Rigid pipe sizes
- One-piece break apart design includes captive combo head machine screw and built-in nut (thread impression)
- Surface finish: electro zinc plated



| Item # | Size (in.) |
|----------|------------|
| CASK125I | 3/4 |

ERICO/CADDY Conduit Hangers

| Item # | Conduit Size | Desc. |
|--------|-----------------------|------------------|
| CAK8 | 1/2" EMT | #10 and #12 Wire |
| CAK12 | 3/4" EMT | #10 and #12 Wire |
| CAK16 | 1" EMT | #8 and #9 Wire |
| CAK20 | 1 1/4" EMT | #8 and #9 Wire |
| CAKX | 14-2 (.433-.475 O.D.) | #12 Wire |



ERICO/CADDY Strap Hanger Clips

Air Duct Support

- Simple solution for supporting of air duct
- Accepts wider strap widths up to 1-1/4"



| Item # | Flange Thickness (in.) |
|---------|------------------------|
| CAMSS24 | 1/8 to 1/4 |
| CAMSS58 | 5/16 to 1/2 |
| CAMSR24 | 1/8 to 1/4 |
| CAMSR58 | 5/16 to 1/2 |

ERICO/CADDY T-Grid Box Hangers

Height Adjustable

| Item # | Desc. |
|---------|--|
| CA512HD | Heavy-Duty Electrical Box Hanger with Box Mounting Clip - 24" Span |



ERICO/CADDY Rod and Wire Hangers

- Qty. per box: 100

| Item # | Desc. |
|--------|---|
| CA4TIB | For 1/4" Threaded Rod, with Thread Impression |
| CA6TIB | For 3/8" Threaded Rod, with Thread Impression |
| CA6TB | For 1/4" or 3/8" Threaded Rod, Nuts Required |



ERICO/CADDY Wire Hangers

- AB, AO - Permits wire or chain drops from concrete or wood
- Static Load Limit: 160 lbs.
- Qty. per Box: 100

| Item # | Desc. |
|--------|----------------------------|
| CAAB | Angle Bracket w/ 1/4" Hole |



ERICO/CADDY Wire Hangers

- 6TI - Rod hanger available for 3/8" threaded rod with or without thread impression
- Static Load Limit: 160 lbs.
- Qty. per Box: 100

| Item # | Desc. |
|--------|--|
| CA6TI | For 3/8" Threaded Rod with Thread Impression |



ERICO/CADDY Rooftop Pipe Support Caddy®

- Supports up to 50 lb. loads



| Item # | Height (in.) | Width (in.) | Desc. |
|-------------|--------------|-------------|----------------------------|
| CARPS50H4EG | 4 | 4 | 10 3/8" x 4" footprint |
| CARPS50H6EG | 6 | 5 | 10 3/8" x 4 3/4" footprint |

ERICO

ERICO/CADDY
**Fixed Strut Support
Caddy®**

- Provide fixed height mounting platform 4" or 6.4" off roof surface and 10" or 16" usable strut length
- Maximum recommended load up to 1500 lbs
- Hot-dipped galvanized finish provide superior corrosion protection



| Item # | Height (in.) | Desc. |
|-------------|--------------|----------------------|
| CARPS360400 | 4" | 12½" x 10" footprint |

ERICO/CADDY

**Adjustable Height Strut
Support
Caddy®**

- Allow elevation change up to 17" off roof surface
- 10" or 16" usable strut length
- Maximum recommended load up to 1500 lbs
- Hot-dipped galvanized finish provides superior corrosion protection




| Item # |
|-------------|
| CARPS360405 |

ERICO/CADDY

**Pyramid Rooftop Pipe Support
Caddy®**

CADDY® PYRAMID RPS H Series Support System is a fast and economical solution for a variety of rooftop applications. It provides superior support for pipe, conduit, ductwork, cable tray, or any combination of these without causing damage to the rooftop membrane.

- Designed to offer superior protection to rooftop membrane
- Highly engineered design of the base uniformly distributes load
- Continuous bottom surface mitigates unwanted stress concentrations
- Ideal for pipework, duct, conduit, cable tray, or any combination of these
- Base is made from recycled, UV stabilized engineered thermoplastic
- Integral foam pad provides gentle interface for all roof types
- Accepts standard strut channels
- Mounting hardware pre-installed in bases
- Hot-dip galvanized hardware



| Item # | Description | Height (in.) | Strut Size (in.) | Hardware Kit Included | Rooftop Interface | Static Load (lbs.) | Standard Package Qty. |
|-------------|------------------------------|--------------|------------------|-----------------------|-------------------|--------------------|-----------------------|
| CARPS360422 | Rps Post Base, 12x12, Foam | 4.6 | 1¼x1¼ | No | Foam | 750 | 1 |
| CARPS360423 | Rps Post Base, 12x12, Rubber | 4.6 | 1¼x1¼ | No | Rubber | 750 | 1 |

OREGON WIRE PRODUCTS

OREGON WIRE PRODUCTS
Acoustical Ceiling Wire

- 12 gauge acoustical ceiling suspension wires for drop ceilings
- Other gauges available
- Call to specify length
- Call to inquire about other loop or anchor styles



| Item # |
|---|
| Ramset SDC125 1-1/4" Pin and Angle |
| HFPTXXXX |

| |
|---------------------|
| Straightwire |
| HFSWXXXX |

GRIPPLE

GRIPPLE
Trapeze No.2

- Ideal for fast suspension of rectangular duct, chilled beams, cable tray, etc
- Tapered design - accommodates all slots sizes in strut
- Discreet - fits completely inside the strut channel
- Ability to pre-fit onto strut channel on the ground to minimize time working at height
- Release Pin allows rapid height adjustment
- Load rated at 100 lbs per hanger with a 5:1 safety factor
- EF (End Fixing): LG (loop), TG (toggle), TQG (1/4" toggle), HG (hook), SQG (1/4" stud), SQ2G (1/4" stud, 2" length), EYQG (Eyelet), EY90QG (90° 1/4" eyelet), BQG (1/4" barrel) or B3/8G (3/8" barrel)
- L (Length): 5', 10', 15', 20' or 30'



| Item # |
|----------------|
| GPTZ2-EF-L-LFT |



GRIPPLE

Gripple Duct Trapeze

- Eliminates channel support
- 3 attachment points use self-drilling screws to equalize the load
- Pin allows rapid adjustment
- Supplied as a ready-to-use kit
- Available with a wide range of end fixings



Please indicate When ordering:

- **CS** (Cable Size): 1 (25 lb. rated), 2 (100 lb. rated), 3 (200 lb. rated), 4 (495 lb. rated) or 5 (715 lb. rated)
- **EF** (End Fixing): LG (loop), TG (toggle), TQG (1/4" toggle), HG (hook), SQG (1/4" stud), SQ2G (1/4" stud, 2" length), EYQG (Eyelet), EY90QG (90° 1/4" eyelet), BQG (1/4" barrel), B3/8G (3/8" barrel) or CHG (cladding hook)
- **L** (Length): 5', 10', 15', 20' or 30'

Item #

GPDTCS-EF-LFT

GRIPPLE

Standard Gripple HF Hanger

Used to suspend a variety of mechanical and electrical services from different substrates

- Up to 6 times faster to install than traditional hanging systems
- Versatile
- Simple to use
- Strong, safe and industry approved
- Discreet and lightweight
- Supplied in ready-to-use kits, comprising a length of wire, pre-crimped End fixing, Gripple and setting key
- 5:1 safety factor



Please indicate When ordering:

- **CS** (Cable Size): 1 (25 lb. rated), 2 (100 lb. rated), 3 (200 lb. rated), 4 (495 lb. rated) or 5 (715 lb. rated)
- **EF** (End Fixing): LG (loop), TG (toggle), TQG (1/4" toggle), EG (end stop), HG (hook), MHG (mini hook), SQG (1/4" stud), SQ2G (1/4" stud, 2" length), S3/8G (3/8" stud), EYQG (Eyelet), EY453/8G (45° eyelet), EY90QG (90° 1/4" eyelet), EY903/8G (90° 3/8" eyelet), EY90HG (90° 1/2" eyelet), BQG (1/4" barrel), B3/8G (3/8" barrel), CHG (cladding hook) or MPG (magnetic pad)
- **L** (Length): 5', 10', 15', 20' or 30'

Item #

GPHFCS-EF-LFT

GRIPPLE

Gripple Spider Hanger

- A cast-in-place concrete insert solution for hanging a variety of fixtures and services
- Swivel Toggle hanger inserts into Gripple Spider from below
- 200 lb. load rating
- Kit includes Gripple Spider, Swivel Toggle Hanger (No.3 size), and Gripple fastener
- Other lengths, load ratings and end fasteners available



Item # Length (ft.)

| | |
|--------------------|----|
| GPHF3-STG-5FT-SBK | 5 |
| GPHF3-STG-10FT-SBK | 10 |
| GPHF3-STG-15FT-SBK | 15 |

GRIPPLE

Metal Deck Insert Hanger Kit

- Specifically designed for pre-inserting into metal decks prior to the concrete being poured
- Rubber head prevents the entry hole from being blocked with concrete and saves time required to clean the entry hole
- Tube allows for easy insertion of the end fixing from below
- Swivel toggle designed end fixing enables the installation of the hanger to be quick, easy and 100% guaranteed successful attachment every time
- Supplied as a ready-to-use kit which includes the metal deck insert, cable hanger with swivel toggle end fixing, and Gripple fastener
- 200 lb. load rating
- 5:1 Safety rating
- Other lengths, load ratings, and end fasteners available



Item # Length

| | |
|-----------------------|----|
| GPHF3-STG--5FT-MDI-Y | 5 |
| GPHF3-STG--10FT-MDI-Y | 10 |
| GPHF3-STG--15FT-MDI-Y | 15 |

GRIPPLE

Gripple Y-Fit Hanger

- Single hanger with double hanging points, improves stability and center of gravity
- One leg can be detached to allow access to cables, etc.
- Ideal for cable trays or basket, or where access to services is required
- Lengths available: 5', 10' and 15'
- Cable sizes available: No.1 (25 lbs.), No.2 (100 lbs.) and No.3 (200 lbs.)
- End fixings available: Hook, Toggle and 1/4" toggle
- Leg lengths available: 6", 12" and 18"



| Item # | Length (ft.) | Leg Length (in.) | End Fixing | Cable Size |
|----------------------|--------------|------------------|------------|------------------|
| GPYHF2-TG-5FT-460MM | 5 | 18 | Toggle | No. 2 (100 lbs.) |
| GPYHF2-TG-10FT-460MM | 10 | 18 | Toggle | No. 2 (100 lbs.) |



GRIPPLE Cutter

- Hardened, durable jaws
- For use on No.1 to No.4 cable



Item #
GPCUTTER



APEX TOOL GROUP Cable Wire Campbell®

- High strength cable with a galvanized finish
- Campbell's wire rope is 6 x 19 fiber core construction and treated with a rust prohibiting oil



| Item # | Size (in.) | Type Const. | Feet Per Reel | Working Load Limit (lbs.) | Working Load Limit (kg) |
|-----------|------------|-------------|---------------|---------------------------|-------------------------|
| CG7000427 | 1/8 | 7 x 7 | 500 | 340 | 154 |
| CG7000627 | 3/16 | 7 x 19 | 250 | 840 | 381 |
| CG7000827 | 1/4 | 7 x 19 | 250 | 1400 | 635 |

APEX TOOL GROUP Wire Rope Clips

Galvanized Campbell®

- Standard finish: Galvanized



| Item # | Used on Rope Size (in.) | Dim. B in. (mm) | Dim. C in. (mm) |
|------------|-------------------------|-----------------|-----------------|
| CGT7670419 | 3/32-1/8 | 1 (25) | 1/2 (13) |
| CGT7670429 | 3/16 | 1 1/16 (27) | 9/16 (14) |
| CGT7670439 | 1/4 | 1 1/2 (38) | 1 1/16 (17) |

APEX TOOL GROUP Wire Rope Thimbles

Zinc Plated Campbell®

- Standard Finish: Galvanized



| Item # | Size (in.) | Size (mm) | Dim. D in. (mm) |
|------------|------------|-----------|-----------------|
| CGT7670609 | 3/32-1/8 | 2-3 | 1 3/4 (44) |
| CGT7670619 | 3/16 | 5 | 1 3/4 (44) |
| CGT7670629 | 1/4 | 6 | 1 7/8 (48) |

APEX TOOL GROUP Cable Ferrules Campbell®

- Made from aluminum



| Item # | Desc. | Dim. for Cable in. (mm) |
|------------|----------------------------------|-------------------------|
| CGB7675324 | Cable Ferrules (2) and Stops (2) | 1/8 (3) |
| CGB7675344 | Cable Ferrules (2) and Stops (2) | 3/16 (5) |
| CGB7675354 | Cable Ferrules (2) and Stops (2) | 1/4 (6) |

APEX TOOL GROUP Swaging Tool Campbell®

- Used on Rope Size: 1/8" to 3/16"
- Material Finish: Steel
- Uses: For swaging ferrules onto wire rope or cable



| Item # | Used on Rope Size (in.) |
|-----------|-------------------------|
| CG7679038 | 1/8-3/16 |



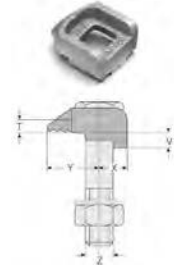
lindapter

LINDAPTER®

TYPE A

Steel Clamp

- Type A clamp with recessed top to hold the bolt head captive while the nut is tightened. The skirt prevents the clamp rotating during installation
- Suitable for parallel flanges, and tapered flanges up to 8°
- The tail must be chosen to suit the thickness of the flange being gripped
- Specify the tail length as either Short, Medium or Long by adding 'S', 'M' or 'L' to the end of the item #
- Malleable iron; Bright zinc plated or hot dip galvanized finish
- Contact Edge for detailed specs and design data



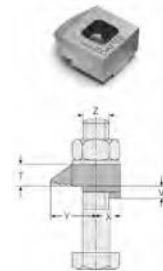
| Item # | Grade 5 Bolt Size Z | Safe Working Loads (5:1 Factor Of Safety) Tensile/1 Bolt (lbs.) | Safe Working Loads (5:1 Factor Of Safety) Frictional/2 Bolts (lbs.) | Torque (ft./ lbs.) |
|---------|---------------------|---|---|--------------------|
| LDLA037 | 3/8" | 330 | - | 15 |
| LDLA050 | 1/2" | 1,300 | 157 | 50 |
| LDLA062 | 5/8" | 1,640 | 337 | 108 |
| LDLA075 | 3/4" | 3,300 | 674 | 210 |
| LDLA100 | 1" | 4,430 | 1,012 | 362 |

LINDAPTER®

TYPE B

Steel Clamp

- Type B clamp with flat top which allows the bolt head or nut to be rotated
- Suitable for use with bolts, studs, tie rods, J-bolts, parallel flanges, and tapered flanges up to 8°
- The tail must be chosen to suit the thickness of the flange being gripped
- Specify the tail length as either Short, Medium or Long by adding 'S', 'M' or 'L' to the end of the item #
- Malleable iron; Bright zinc plated or hot dip galvanized finish
- Contact Edge for detailed specs and design data



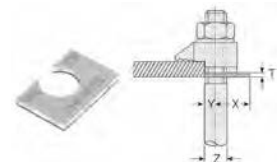
| Item # | Grade 5 Bolt Size Z | Safe Working Loads (5:1 Factor Of Safety) Tensile/1 Bolt (lbs.) | Safe Working Loads (5:1 Factor Of Safety) Frictional/2 Bolts (lbs.) | Torque (ft./ lbs.) |
|---------|---------------------|---|---|--------------------|
| LDLB037 | 3/8" | 330 | - | 15 |
| LDLB050 | 1/2" | 1,300 | 157 | 50 |
| LDLB062 | 5/8" | 1,640 | 337 | 108 |
| LDLB075 | 3/4" | 3,300 | 674 | 210 |
| LDLB100 | 1" | 4,430 | 1,012 | 362 |

LINDAPTER®

TYPE CW

Steel Clamp Accessory


- Packing used to adjust the tail length of the clamp to meet differing beam flange thicknesses
- Mild steel; Bright zinc or hot dip galvanized finish
- For use with Type A or B Clamps
- Contact Edge for detailed specs and design data



| Item # | Bolt Size Z | Y | X | T | Width |
|----------|-------------|-------|--------|-------|--------|
| LDLCW037 | 3/8" | 3/16" | 9/16" | 1/16" | 1" |
| LDLCW050 | 1/2" | 1/4" | 3/4" | 1/8" | 1 1/4" |
| LDLCW062 | 5/8" | 5/16" | 11/16" | 1/8" | 1 1/2" |
| LDLCW075 | 3/4" | 3/8" | 7/8" | 3/16" | 1 3/4" |
| LDLCW100 | 1" | 1/2" | 1 1/8" | 3/16" | 2 1/4" |

lindapter

LINDAPTER® TYPE P1 SHORT / P2 SHORT



Steel Clamp Accessories

- Packing used to adjust the tail length of the clamp to meet differing beam flange thicknesses
- Mild steel, malleable iron; Bright zinc or hot dip galvanized finish
- For use with Type A or B Clamps
- Contact Edge for detailed specs and design data

| Item # | Bolt Size Z | Y | X | T | Width |
|--------|-------------|---|---|---|-------|
|--------|-------------|---|---|---|-------|

P1

| | | | | | |
|-----------|------|-------|--------|-------|----------|
| LDLP1037S | 3/8" | 3/16" | 1/2" | 3/16" | 15/16" |
| LDLP1050S | 1/2" | 1/4" | 5/8" | 1/4" | 13/16" |
| LDLP1062S | 5/8" | 5/16" | 13/16" | 5/16" | 1 3/8" |
| LDLP1075S | 3/4" | 3/8" | 15/16" | 3/8" | 1 11/16" |
| LDLP1100S | 1" | 1/2" | 1 1/4" | 1/2" | 2 1/8" |

P2

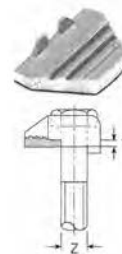
| | | | | | |
|-----------|------|-------|--------|------|----------|
| LDLP2037S | 3/8" | 3/16" | 1/2" | 3/8" | 15/16" |
| LDLP2050S | 1/2" | 1/4" | 5/8" | 1/2" | 1 3/16" |
| LDLP2062S | 5/8" | 5/16" | 13/16" | 5/8" | 1 3/8" |
| LDLP2075S | 3/4" | 3/8" | 15/16" | 3/4" | 1 11/16" |
| LDLP2100S | 1" | 1/2" | 1 1/4" | 1" | 2 1/8" |

LINDAPTER®

TYPE T

Steel Clamp Accessory

- To fill the nose of Type A and B, making it horizontal
- For parallel flanges only
- Thickness 'T' should be added for tail length and bolt length calculations
- Product is for aesthetic purposes only and technically not necessary
- Malleable iron; Bright zinc plated or hot dip galvanized finish
- Contact Edge for detailed specs and design data



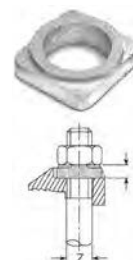
| Item # | Bolt Size Z | Dimensions T |
|---------|-------------|--------------|
| LDLT050 | 1/2" | 1/8" |
| LDLT062 | 5/8" | 3/16" |
| LDLT072 | 3/4" | 3/16" |
| LDLT100 | 1" | 1/4" |

LINDAPTER®

TYPE W

Steel Clamp Accessory

- Washer to fill the recess of Type A to enable the nut to be tightened
- Mild Steel, malleable iron; Bright zinc plated or hot dip galvanized finish
- Contact Edge for detailed specs and design data



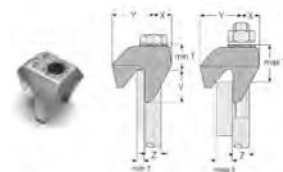
| Item # | Bolt Size Z | Dimensions T |
|---------|-------------|--------------|
| LDLW037 | 3/8" | 3/16" |
| LDLW050 | 1/2" | 1/4" |
| LDLW062 | 5/8" | 5/16" |
| LDLW075 | 3/4" | 3/8" |

LINDAPTER®

Type CF

High Friction Steel Clamp

- High friction clamp which hooks over flanges of beams, angles and channels
- Lindapter markings act as a unique anti-rotation device
- Can be combined with all Lindapter Girder Clamp products including Type AF
- SG iron; Hot dip galvanized finish
- Contact Edge for detailed specs and design data
- Ask about adjusted safe working loads when using Type CF clamps in conjunction with other Lindapter clamps (Type A & Type AF)

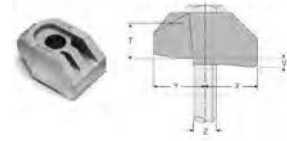


| Item # | Bolt Grade 5 | Safe Working Loads (5:1 Factor Of Safety) Tensile/1 Bolt (lbs.) | Safe Working Loads (2:1 Factor Of Safety) Frictional/2 Bolts Painted Steel (lbs.) | Safe Working Loads (2:1 Factor Of Safety) Frictional/2 Bolts Galvanized Steel (lbs.) | Torque (ft./lbs.) |
|----------|--------------|---|---|--|----------------------|
| LDLCF050 | 1/2" | 1,911 | 764 | 877 | 66 |
| LDLCF062 | 5/8" | 3,597 | 1,798 | 2,248 | 177 |
| LDLCF075 | 3/4" | 5,901 | 2,922 | 3,597 | 347 |

lindapter

LINDAPTER® TYPE AF

High Friction Steel Clamp



- High friction clamp with recessed top to hold bolt head captive while the nut is tightened
- Can be combined with Type CF
- The skirt prevents the clamp rotating during installation
- The tail of the AF spans across slotted holes
- For flanges up to 10°, ideal for S-beams
- Washer Type AFW available to provide flat top or for use with A325 or A490 bolt
- The Type AF is compatible with Grade 5/A325 and A490 bolts, please refer to the table below for performance comparisons.
- Specify Bolt Type
- Bolts sold separately
- SG iron; Hot dip galvanized
- Contact Edge for detailed specs and design data

| Item # | Bolt Size Z | Safe Working Loads (5:1 Factor Of Safety) Tensile/1 Bolt (lbs.) | Safe Working Loads (2:1 Factor Of Safety) Frictional/2 Bolts Painted Steel (lbs.) | Safe Working Loads (2:1 Factor Of Safety) Frictional/2 Bolts Galvanized Steel (lbs.) | Torque (ft./lbs.) |
|--------|-------------|---|---|--|----------------------|
|--------|-------------|---|---|--|----------------------|

Grade 5/A325

| | | | | | |
|----------|------|-------|-------|-------|-----|
| LDLAF050 | 1/2" | 1,911 | 764 | 877 | 66 |
| LDLAF062 | 5/8" | 3,597 | 1,798 | 2,248 | 177 |
| LDLAF075 | 3/4" | 5,901 | 2,922 | 3,597 | 347 |
| LDLAF100 | 1" | 8,892 | 5,395 | 6,774 | 590 |

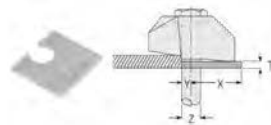
Grade A490

| | | | | | |
|----------|------|---------|-------|-------|-----|
| LDLAF050 | 1/2" | 2,248 | 899 | 1,169 | 96 |
| LDLAF062 | 5/8" | 4,383 | 2,473 | 2,698 | 221 |
| LDLAF075 | 3/4" | 6,744 | 4,496 | 5,620 | 477 |
| LDLAF100 | 1" | 14,050* | 6,295 | 7,868 | 737 |

* Factor of Safety is 3:2:1 for this figure

LINDAPTER® TYPE AFCW

Steel Clamp Accessory



- For use with Type AF clamps
- Packing used to adjust the tail length of the clamp to meet differing beam flange thicknesses; has a slight bend along its center line which flattens out during installation
- Mild steel; Hot dip galvanized finish

| Item # | Bolt Size Z | Y | X | T | Width |
|------------|-------------|-------|---------|-------|---------|
| LDLAF050CW | 1/2" | 1/4" | 1 5/16" | 1/16" | 1 9/16" |
| LDLAF062CW | 5/8" | 5/16" | 1 9/16" | 1/16" | 2" |
| LDLAF075CW | 3/4" | 3/8" | 1 5/8" | 1/16" | 2 3/16" |

LINDAPTER® TYPE AFW

Steel Clamp Accessory



- Washer filling the recess of the Type AF to provide flat surface for bolt head
- Additionally, it features two projections which, when the AFW is inverted, will captivate the larger hexagons of A325 or A490 bolts (1/2" to 3/4")
- LAF100W (1" version) has no projections
- SG iron, malleable iron, mild steel; Hot dip galvanized finish
- Contact Edge for detailed specs and design data

| Item # | Bolt Size Z | Dimensions T mm |
|-----------|-------------|--------------------|
| LDLAF050W | 1/2" | 3/16" |
| LDLAF062W | 5/8" | 3/16" |
| LDLAF075W | 3/4" | 1/4" |
| LDLAF100W | 1" | 3/8" |

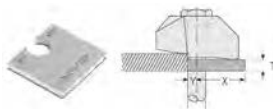
lindapter

LINDAPTER®

TYPE AFP1 / AFP2

Steel Clamp Accessory

- For use with Type AF clamps
- Packing used to adjust the tail length of the clamp to meet differing beam flange thicknesses
- Mild steel; Hot dip galvanized
- Contact Edge for detailed specs and design data



| Item # | Bolt Size Z | Y | X | Tp1 | Width |
|--------|-------------|---|---|-----|-------|
|--------|-------------|---|---|-----|-------|

AFP1

| | | | | | |
|------------|------|-------|----------|-------|---------|
| LDLAF050P1 | 1/2" | 1/4" | 1 5/16" | 3/16" | 1 9/16" |
| LDLAF062P1 | 5/8" | 5/16" | 1 5/8" | 3/16" | 2" |
| LDLAF075P1 | 3/4" | 3/8" | 1 13/16" | 3/16" | 2 3/16" |
| LDLAF100P1 | 1" | 1/2" | 2 7/8" | 3/16" | 3 3/8" |

AFP2

| | | | | | |
|------------|------|-------|----------|------|---------|
| LDLAF050P2 | 1/2" | 1/4" | 1 5/16" | 3/8" | 1 9/16" |
| LDLAF062P2 | 5/8" | 5/16" | 1 5/8" | 3/8" | 2" |
| LDLAF075P2 | 3/4" | 3/8" | 1 13/16" | 3/8" | 2 3/16" |
| LDLAF100P2 | 1" | 1/2" | 2 7/8" | 3/8" | 3 3/8" |

LINDAPTER®

TYPE P1 Long / P2 Long Steel Clamp Accessories



- Packing used to adjust the tail length of the clamp to meet differing beam flange thicknesses
- Mild Steel, malleable iron; Bright zinc plated or hot dip galvanized finish
- For use with Type LR Clamps
- Contact Edge for detailed specs and design data

| Item # | Grade 5 Bolt Size Z | Y | X | T | Width |
|--------|---------------------|---|---|---|-------|
|--------|---------------------|---|---|---|-------|

P1

| | | | | | |
|-----------|------|-------|---------|-------|----------|
| LDLP1037L | 3/8" | 3/16" | 1 5/16" | 3/16" | 1 5/16" |
| LDLP1050L | 1/2" | 1/4" | 1 1/4" | 1/4" | 1 3/16" |
| LDLP1062L | 5/8" | 5/16" | 1 9/16" | 5/16" | 1 3/8" |
| LDLP1075L | 3/4" | 3/8" | 1 7/8" | 3/8" | 1 11/16" |
| LDLP1100L | 1" | 1/2" | 2 1/2" | 1/2" | 2 1/8" |

P2

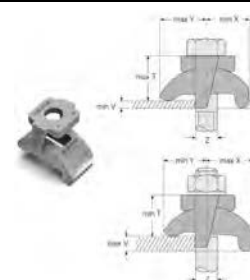
| | | | | | |
|-----------|------|-------|---------|------|----------|
| LDLP2037L | 3/8" | 3/16" | 1 5/16" | 3/8" | 1 5/16" |
| LDLP2050L | 1/2" | 1/4" | 1 1/4" | 1/2" | 1 3/16" |
| LDLP2062L | 5/8" | 5/16" | 1 9/16" | 5/8" | 1 3/8" |
| LDLP2075L | 3/4" | 3/8" | 1 7/8" | 3/4" | 1 11/16" |
| LDLP2100L | 1" | 1/2" | 2 1/2" | 1" | 2 1/8" |

LINDAPTER®

TYPE LR

Self Adjusting Steel Clamp

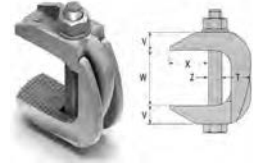
- Self adjusting clamp for various flange thicknesses and slopes up to 15°
- The leg of the saddle prevents the clamp from rotating during installation
- The LR tail spans slotted holes
- For thicker flanges, packings P1 long and P2 long are available
- Malleable iron; Bright zinc plated or hot dip galvanized finish
- Contact Edge for detailed specs and design data



| Item # | Grade 5 Bolt Size Z | Safe Working Loads (5:1 Factor Of Safety) Tensile/1 Bolt (lbs.) | Safe Working Loads (5:1 Factor Of Safety) Frictional/2 Bolts (lbs.) | Torque (ft./lbs.) |
|----------|---------------------|---|---|-------------------|
| LDLLR037 | 3/8" | 330 | | 15 |
| LDLLR050 | 1/2" | 1,300 | 157 | 50 |
| LDLLR062 | 5/8" | 1,640 | 337 | 108 |
| LDLLR075 | 3/4" | 3,300 | 674 | 210 |
| LDLLR100 | 1" | 4,430 | 1,012 | 362 |

lindapter

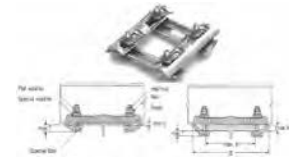
**LINDAPTER®
Type F9
Steel Clamp**



- Flange clamp for connecting parallel running sections with flanges of same width
- Can be used with bolts or alternatively with threaded rod
- Not suitable for tapered flanges
- Malleable iron; Bright iron plated or hot dip galvanized finish
- Available without bolt (use NB suffix)
- Loads are subject to application, please contact Edge for more information
- Contact Edge for detailed specs and design data

| Item # | Bolt Size Z | Safe Working Loads (5:1 Factor Of Safety) Tensile/1 Bolt (lbs.) | Torque (ft./lbs.) |
|------------|-------------|---|-------------------|
| LDLF9037WB | 3/8" | 440 | 15 |
| LDLF9050WB | 1/2" | 630 | 29 |
| LDLF9062WB | 5/8" | 1,260 | 69 |
| LDLF9075WB | 3/4" | 1,880 | 131 |
| LDLF9100WB | 1" | 3,147 | 173 |

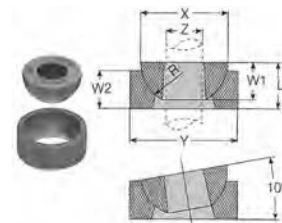
**LINDAPTER®
TYPE FC
Flush Clamp**



- The Flush Clamp is a Girder Clamp System without the need of a location plate
- Suitable for connecting beams of varying widths and thicknesses
- Suitable for flanges up to 10° slope
- Forged Steel
- Bright Zinc plated plus JS500 finish
- Contact Edge for detailed specs and design data

| Item # | Special Bolt Size Z | Safe Working Loads (5:1 Factor of Safety) Tensile/4 Bolts (lbs.) | Safe Working Loads (5:1 Factor of Safety) Frictional/4 Bolts (lbs.) | Torque (ft.lb.) | Clamping Range Flange Thickness V | Clamping Range Flange Width b | T | B |
|----------|---------------------|--|---|-----------------|-----------------------------------|-------------------------------|--------------|-----|
| LDLFCM16 | 5/8" | 6,744 | 1,686 | 108 | 3/16"-3/4" | 3"-7" | 7/8"-1 1/16" | 12" |

**LINDAPTER®
TYPE HW/HC
Steel Clamp**



- For vertical suspension on angled surface of up to 10° swing either side of the vertical
- Hemispherical washer (HW) can be used without the cup
- Malleable Iron
- Bright Zinc plated or hot dip galvanized finish
- Contact Edge for detailed specs and design data

| Item # | Rod Size Z | Washer X | Washer W1 | Dimensions Cup Y | Dimensions Cup W2 | Washer & Cup R | Washer & Cup L |
|--------|------------|----------|-----------|------------------|-------------------|----------------|----------------|
|--------|------------|----------|-----------|------------------|-------------------|----------------|----------------|

Washer

| | | | | | | | |
|----------|------|--------|------|--|--|---------|--------|
| LDLHW037 | 3/8" | 1" | 1/2" | | | 1/2" | 9/16" |
| LDLHW050 | 1/2" | 1 1/8" | 1/2" | | | 9/16" | 5/8" |
| LDLHW062 | 5/8" | 1 3/8" | 5/8" | | | 1 1/16" | 3/4" |
| LDLHW075 | 3/4" | 1 3/4" | 3/4" | | | 7/8" | 15/16" |
| LDLHW100 | 1" | 2 1/4" | 1" | | | 1 1/8" | 1 1/4" |

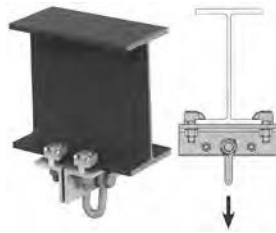
Cup

| | | | | | | | |
|----------|------|--|--|--------|------|---------|--------|
| LDLHC037 | 3/8" | | | 1 1/4" | 1/2" | 1/2" | 9/16" |
| LDLHC050 | 1/2" | | | 1 3/8" | 1/2" | 9/16" | 5/8" |
| LDLHC062 | 5/8" | | | 1 5/8" | 5/8" | 1 1/16" | 3/4" |
| LDLHC075 | 3/4" | | | 2 1/8" | 3/4" | 7/8" | 15/16" |
| LDLHC100 | 1" | | | 2 5/8" | 1" | 1 1/8" | 1 1/4" |

lindapter

**LINDAPTER®
TYPE SC -
Shackle Clamp
Steel Clamp**

- The Lindapter 4 bolt Shackle Clamp is a custom made assembly which can be manufactured to suit any width and thickness of supporting section
- Suitable for vertical lifts where the angle tolerance is less than 10 degrees
- All loads subject to suitability of supporting section
- Clamps: Malleable iron
- Angles: Mild steel
- D Shackle: Forged steel
- Corrosion protection as required
- Contact Edge for detailed specs and design data



| Item # | Loading |
|-----------|-------------|
| LDTYPE SC | Up To 13kip |

**LINDAPTER®
TYPE LP4/LP6 -
Lifting Points**

Steel Clamp

- LP4: Lifting Point with 4 bolts
- LP6: Lifting Point with 6 Bolts
- Custom designed for multiple applications with vertical load, loads at an angle of 0-90° and rotation of up to 360°
- All loads subject to suitability of supporting section
- Clamps: SG iron
- Plate: Mild steel
- Lifting Eye: Forged steel
- Corrosion Protection as required
- Contact Edge for detailed specs and design data




| Item # | Description | Loading |
|--------|-------------|----------------|
| LDLP4 | 4 Bolts | Up To 10 kip |
| LDLP6 | 6 Bolts | Up To 22.5 kip |

**LINDAPTER®
TYPE HB-Hollo-Bolt®**

Hollow Section (HSS) Connection

- Suitable for steel hollow sections, tubes and where access is available from one side only
- For corrosion protection, the Hollo-Bolt® comes with additional JS500 protection as standard
- Steel, bright zinc plated plus JS500 steel, hot dip galvanized or stainless steel grade 316
- Sizes 5/8" and 3/4" have a patented collapse mechanism for optimized clamping force
- Standard head style is Hex Head. Also available in Flush Fit, Countersunk and Button Head Security
- Contact Edge for detailed specs and design data



| Item # | Size Metric (US Equiv.) Z | Bolt Length h | Clamping Thickness W | Outer Ply 1/4 min t | Sleeve Length (in.) | Outer Ø L | Torque (ft.lb.) | Safe Working Loads (5:1 Factor Of Safety) Tensile (lbs.) | Safe Working Loads (5:1 Factor Of Safety) Single Shear (lbs.) |
|-------------|---------------------------|---------------|----------------------|---------------------|---------------------|-----------|-----------------|--|---|
| LDLHBM08 #1 | M8 (5/16") | 2" | 1/8"-7/8" | | 1 3/16" | 9/16" | 17 | 899 | 1,124 |
| LDLHBM08 #2 | M8 (5/16") | 2 3/4" | 7/8"-1 5/8" | | 1 5/16" | 9/16" | 17 | 899 | 1,124 |
| LDLHBM08 #3 | M8 (5/16") | 3 5/8" | 1 5/8"-2 3/8" | | 2 11/16" | 9/16" | 17 | 899 | 1,124 |
| LDLHBM10 #1 | M10 (3/8") | 2 1/4" | 1/8"-7/8" | | 1 3/16" | 3/4" | 33 | 1,910 | 2,248 |
| LDLHBM10 #2 | M10 (3/8") | 3" | 7/8"-1 5/8" | | 1 7/8" | 3/4" | 33 | 1,910 | 2,248 |
| LDLHBM10 #3 | M10 (3/8") | 3 5/8" | 1 5/8"-2 3/8" | | 2 5/8" | 3/4" | 33 | 1,910 | 2,248 |
| LDLHMB12 #1 | M12 (1/2") | 2 3/8" | 1/8"-1" | | 1 3/8" | 1 3/16" | 59 | 2,360 | 3,372 |
| LDLHMB12 #2 | M12 (1/2") | 3 5/8" | 1"-1 13/16" | | 2 1/4" | 1 3/16" | 59 | 2,360 | 3,372 |
| LDLHMB12 #3 | M12 (1/2") | 4 1/4" | 1 13/16"-2 3/4" | | 3 1/8" | 1 3/16" | 59 | 2,360 | 3,372 |
| LDLHBM16 #1 | M16 (5/8") | 3" | 1/2"-1 1/8" | 5/16" | 1 5/8" | 1 1/16" | 140 | 4,720 | 6,744 |
| LDLHBM16 #2 | M16 (5/8") | 4" | 1 1/8"-2" | 5/16" | 2 1/2" | 1 1/16" | 140 | 4,720 | 6,744 |
| LDLHBM16 #3 | M16 (5/8") | 4 3/4" | 2"-2 13/16" | 5/16" | 3 5/16" | 1 1/16" | 140 | 4,720 | 6,744 |
| LDLHBM20 #1 | M20 (3/4") | 3 5/8" | 1/2"-1 5/16" | 5/16" | 1 15/16" | 1 5/16" | 221 | 7,868 | 8,992 |
| LDLHBM20 #2 | M20 (3/4") | 4 3/4" | 1 5/16"-2 3/8" | 5/16" | 3" | 1 5/16" | 221 | 7,868 | 8,992 |
| LDLHBM20 #3 | M20 (3/4") | 5 7/8" | 2 3/8"-3 3/8" | 5/16" | 4" | 1 5/16" | 221 | 7,868 | 8,992 |



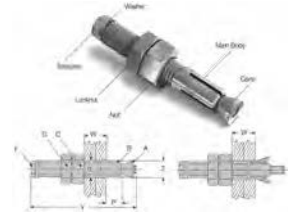
lindapter

LINDAPTER®

TYPE LB2-Lindibolt 2™

Hollow Section (HSS) Connection

- Self heading bolt suitable for connecting to hollow-sections, tubes and where access is available from one side only
- Uses a standard clearance hole
- Mild Steel, stainless steel grade 316
- Bright zinc plated finish
- Contact Edge for detailed specs and design data



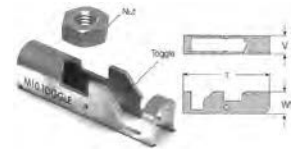
| Item # | Size Metric (US Equiv.) Z | Length Y | Hole Ø d | Safe Working Load (Factor of Safety 5:1) Tensile (lbs.) | Safe Working Load (Factor of Safety 5:1) Single Shear (lbs.) | Clamping Length W | Projection P | Nut C & D Torque (ft. lb.) | Setscrew F Torque (ft. lb.) |
|----------|------------------------------|-------------|----------|--|--|----------------------|-----------------|----------------------------------|-----------------------------------|
| LDLLB037 | M10 (3/8") | 2 1/16" | 7/16" | 674 | 764 | 1/4"-1 3/16" | 5/16"-3/8" | 15 | 4 |
| LDLLB050 | M12 (1/2") | 3 1/8" | 9/16" | 1,124 | 1,124 | 3/8"-1 7/16" | 3/8"-1/2" | 23 | 8 |
| LDLLB062 | M16 (5/8") | 4 1/8" | 1 1/16" | 1,798 | 2,203 | 1/2"-1 7/8" | 1/2"-5/8" | 60 | 17 |
| LDLLB075 | M20 (3/4") | 5" | 1 3/16" | 3,147 | 3,417 | 9/16"-2 3/8" | 9/16"-1 3/16" | 95 | 33 |
| LDLLB100 | M24 (1") | 6 3/16" | 1 1/16" | 4,496 | 5,058 | 1 1/16"-2 7/8" | 1 1/16"-1" | 150 | 59 |

LINDAPTER®

TYPE TC

Toggle Clamp

- The Toggle Clamp is designed for service suspension from pre-cast hollow core slabs (minimum depth of core 3") as well as HSS, steel sheeting or purlins
- Steel Strip
- Bright zinc plated finish
- Contact Edge for detailed specs and design data



| Item # | Drop Rod Size | Hole Ø | Safe Working Load (4:1 Factor of Safety) Tensile/1 Rod (lbs.) | Torque (ft.lb.) | T | W | Width V |
|----------|---------------|--------|--|-----------------|----------|---------|---------|
| LDLTCM08 | M8 | 7/8" | 550 | 7 | 2 11/16" | 5/8" | 1/2" |
| LDLTCM10 | M10 | 1" | 550 | 7 | 2 11/16" | 1 1/16" | 9/16" |

LINDAPTER®

TYPE FLS


Pipe / Conduit Support

- Beam flange clamp for swivel units
- For parallel and sloping flanges
- Supplied with grade 8.8 setscrew for secure grip
- High Grade Alloy Steel
- Bright zinc plated finish

Dimensions

- R: 2-3/16"
- T: 2-1/8"
- U: 2-1/4"
- X: 1-1/6"
- Width: 1 1/16"

- Contact Edge for detailed specs and design data




| Item # | Thread Y | Safe Working Load (4:1 Factor of Safety) Tensile ≤ 25° | Safe Working Load (4:1 Factor of Safety) Tensile > 25° to ≤ 45° | Clamping Thickness W | Setscrew Z | Torque(ft.lb.) Setscrew Z | Torque (ft.lb.) Nut N |
|-----------|----------|--|---|----------------------------|---------------|------------------------------|--------------------------|
| LDLFLS037 | 3/8" | 550 | 330 | 1/8"-1 1/16" | M10 | 13 | 13 |

lindapter

LINDAPTER®
TYPE SW-Swivel Unit
Pipe / Conduit Support

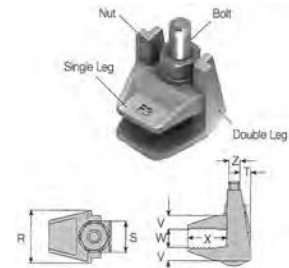
- Swivel unit for applications on inclined beams
- Can be used with Type FL
- Supplied complete with grade 8.8 M10 x 1-9/16" setscrew and nut
- High grade alloy steel
- Bright zinc plated finish
- Contact Edge for detailed specs and design data



| Item # | Drop Rod | Safe Working Load (4:1 Factor of Safety) Tensile lbs. | Max Inclination | Rotation | Torque (ft.lb.) | Dimensions U | Dimensions R | Dimensions With Bolt Width V |
|----------|------------|---|-----------------|----------|--------------------|-----------------|-----------------|---------------------------------|
| LDLSW037 | M10 (3/8") | 540 | 18° | 360° | 8 | 1 3/4" | 1" | 1 3/8" |

LINDAPTER®
TYPE F3
Pipe/Conduit Support


- Two part flange clamp with large clamping range
- Bolt can be substituted with either threaded rod or hook bolts
- For parallel flanges only
- Malleable iron
- Hot dip galvanized finish
- WB represents product with bolt
- NB represents product without bolt
- Contact Edge for detailed specs and design data



| Item # | Bolt Thread Z | Safe Working Load (4:1 Factor of Safety) Tensile/1 Bolt (lbs.) | Clamping Thickness W (Min-Max) | Torque (ft.lb.) | Dimensions S | Dimensions T | Dimensions V | Dimensions X | Width R |
|------------------|------------------|--|--------------------------------------|--------------------|-----------------|-----------------|-----------------|-----------------|------------|
| With Bolt | | | | | | | | | |
| LDLF3037WB | M10 | 270 | 1/16"-1 3/16" | 15 | 7/8" | 5/16" | 3/8" | 1" | 1 1/2" |
| LDLF3050WB | M12 | 450 | 3/32"-1 9/16" | 29 | 1 1/8" | 3/8" | 1/2" | 1 3/8" | 1 5/16" |
| LDLF3062WB | M16 | 900 | 3/32"-2 3/16" | 69 | 1 3/8" | 1/2" | 5/8" | 1 13/16" | 2 3/8" |
| LDLF3075WB | M20 | 1,350 | 5/32"-2 3/4" | 130 | 1 3/4" | 9/16" | 3/4" | 2 3/16" | 3" |
| No Bolt | | | | | | | | | |
| LDLF3037NB | M10 | 270 | 1/16"-1 3/16" | 15 | 7/8" | 5/16" | 3/8" | 1" | 1 1/2" |
| LDLF3050NB | M12 | 450 | 3/32"-1 9/16" | 29 | 1 1/8" | 3/8" | 1/2" | 1 3/8" | 1 5/16" |
| LDLF3062NB | M16 | 900 | 3/32"-2 3/16" | 69 | 1 3/8" | 1/2" | 5/8" | 1 13/16" | 2 3/8" |
| LDLF3075NB | M20 | 1,350 | 5/32"-2 3/4" | 130 | 1 3/4" | 9/16" | 3/4" | 2 3/16" | 3" |

LINDAPTER®
TYPE FF
Floorfast®

- To hold down diamond plate flooring
- Consists of a malleable iron body casting with a countersunk socket screw. The eccentric stepped web of the casting allows it to lock under the steel, providing full face contact when torque is applied
- For thicker flanges, packing pieces can be supplied
- Lloyds' Register Type Approval for vibration resistance
- Malleable iron; Bright zinc plated or hot dip galvanized finish
- Also available in stainless steel grade 316
- Contact Edge for detailed specs and design data

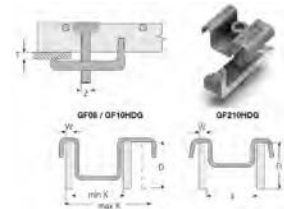


| Item # | Bolt Z | Floorplate Thickness t | Flange Thickness |
|----------|--------|------------------------|------------------|
| LDLFF031 | M8 | 1/8"-1/2" | 1/8"-5/8" |
| LDLFF037 | M10 | 3/16"-1/2" | 1/8"-5/8" |
| LDLFF050 | M12 | 1/4"-1/2" | 1/8"-5/8" |

lindapter

**LINDAPTER®
Type GF
Grate-Fast®**

- Grating connection for rectangular open bar grating
- LGF031 with stainless steel top-hat bracket for GRP grating
- LGF037(OSB) with wider top-hat bracket for different grating sizes
- LGF037 for use with 1-3/16" width floor grating bars only
- Body: Malleable iron, mechanical galvanized or hot dip galvanized finish
- Top Hat: Mild steel, mechanical galvanized or hot dip galvanized finish
- Lloyds' Register type Approval for vibration resistance
- Contact Edge for detailed specs and design data



| Item # | Bolt Z | Flange T | Grating Bar Depth D | Grating Bar Width W | Bar Distance X | Body Width (in.) | Torque (ft./lbs.) |
|---------------|--------|-----------|---------------------|---------------------|----------------|------------------|-------------------|
| LDLGF031 | M8 | 1/8"-3/4" | 7/8"-1 1/2" | 3/16"-3/8" | 3/4"-1 7/8" | 5/8" | 4 |
| LDLGF037(OSB) | M10 | 1/8"-3/4" | 1 3/16"-1 3/16" | 1/8"-1/4" | 1"-1 3/4" | 3/4" | 8 |
| LDLGF037 | M10 | 1/8"-3/4" | 3/4"-1 1/4" | 1/8"-1/4" | 1 3/16" | 3/4" | 8 |

Accept No Substitute



The Hollo-Bolt eliminates the need for conventional through-bolting or welding of hollow structural section (HSS) or any steel structure where access is only available from one side.

The Original Expansion Bolt for Structural Steel

1. Align pre-drilled fixture and section and insert Hollo-Bolt.



2. Grip the Hollo-Bolt collar with an open ended wrench.



3. Using a torque wrench, tighten the central bolt to recommended torque.



Head Variations

Various Corrosion Resistant finishes include:
Zinc, Hot Dip Galvanized, 316 Stainless Steel.
(Different finishes also available)



Flush Fit



Countersunk Head



Hexagonal Head



Socket Head



Button Head

10 Reasons to use Hollo-Bolt



Easy to install from just one side



Various corrosion resistant options



Time saving installation



High resistance to Shear & Tension



Lower labor costs



High clamping force



For HSS and other hollow sections



No welding & no hot permits



Independently approved product performance



Aesthetically pleasing connections

* The Hollo-Bolt is currently under review by the ICC-ES to receive a code report

- Typical grades available are either Grade 2 or Grade A.
- Typical finish is zinc plated.
- Other material and sizes available - Edge has stock or can source many other hardware products, sizes, materials, finishes and grades.
- Inquire at Edge about the following Products:
 - J-bolt, Cut studs, Specialty nuts,...etc
 - Almost any size is available upon request. Diameters range from smaller than 1/4" to larger than 1".
 - Materials include carbon steel, stainless steel, fiberglass, and others.
 - Finishes include plain, zinc, hot-dip galvanized & Stainless Steel.
 - A variety of grades/specifications are available, including Grade A, Grade 2, Grade 5, Grade 8 and others.
- Domestic hardware is available. Even though much of our standard stock is not domestic, Edge can source most every product domestically. Call with your requirements today.
- Material certifications are available upon request. These requests must be made prior to ordering product, otherwise they may not be available.
- Edge can cut all-thread to specified lengths, ask your salesperson for help.





Hex Bolts Coarse Thread(NC)

- Inquire about different grades, materials, and finishes



| Item # | Desc. | Box Qty. |
|---------------------|---------------|----------|
| 1/4-20 -- NC | | |
| AL10004 | 1/4-20X1 1/2 | 100 |
| AL10006 | 1/4-20X3/4 | 100 |
| AL10008 | 1/4-20X1 | 100 |
| AL10010 | 1/4-20X1 1/4 | 100 |
| AL10012 | 1/4-20X1 1/2 | 100 |
| AL10016 | 1/4-20X2 | 100 |
| AL10018 | 1/4-20X2 1/4 | 100 |
| AL10020 | 1/4-20X2 1/2 | 100 |
| AL10024 | 1/4-20X3 | 100 |
| AL10028 | 1/4-20X3 1/2 | 100 |
| AL10032 | 1/4-20X4 | 100 |
| AL10036 | 1/4-20X4 1/2 | 100 |
| AL10040 | 1/4-20X5 | 100 |
| AL10044 | 1/4-20X5 1/2 | 100 |
| AL10048 | 1/4-20X6 | 100 |
| AL10056 | 1/4-20X7 | 100 |
| 5/16-18--NC | | |
| AL10078 | 5/16-18X3/4 | 100 |
| AL10080 | 5/16-18X1 | 100 |
| AL10082 | 5/16-18X1-1/4 | 100 |
| AL10084 | 5/16-18X1-1/2 | 100 |
| AL10088 | 5/16-18X2 | 100 |
| AL10092 | 5/16-18X2-1/2 | 100 |
| AL10096 | 5/16-18X3 | 100 |
| AL10100 | 5/16-18X3-1/2 | 50 |
| AL10104 | 5/16-18X4 | 50 |
| AL10108 | 5/16-18X4-1/2 | 50 |
| AL10112 | 5/16-18X5 | 50 |
| AL10116 | 5/16-18X5-1/2 | 50 |
| AL10120 | 5/16-18X6 | 50 |
| 3/8-16--NC | | |
| AL10148 | 3/8-16X1 1/2 | 100 |
| AL10150 | 3/8-16X3/4 | 100 |
| AL10152 | 3/8-16X1 | 100 |
| AL10154 | 3/8-16X1 1/4 | 100 |
| AL10156 | 3/8-16X1-1/2 | 100 |
| AL10158 | 3/8-16X1 3/4 | 100 |

| Item # | Desc. | Box Qty. |
|-------------------|--------------|----------|
| AL10160 | 3/8-16X2 | 100 |
| AL10162 | 3/8-16X2 1/4 | 50 |
| AL10164 | 3/8-16X2 1/2 | 50 |
| AL10168 | 3/8-16X3 | 50 |
| AL10172 | 3/8-16X3 1/2 | 50 |
| AL10176 | 3/8-16X4 | 50 |
| AL10180 | 3/8-16X4 1/2 | 50 |
| AL10184 | 3/8-16X5 | 50 |
| AL10188 | 3/8-16X5 1/2 | 50 |
| AL10192 | 3/8-16X6 | 50 |
| 1/2-13--NC | | |
| AL10328 | 1/2-13X1 | 50 |
| AL10330 | 1/2-13X1 1/4 | 50 |
| AL10332 | 1/2-13X1 1/2 | 50 |
| AL10336 | 1/2-13X2 | 50 |
| AL10340 | 1/2-13X2 1/2 | 50 |
| AL10344 | 1/2-13X3 | 50 |
| AL10348 | 1/2-13X3 1/2 | 25 |
| AL10352 | 1/2-13X4 | 25 |
| AL10356 | 1/2-13X4 1/2 | 25 |
| AL10360 | 1/2-13X5 | 25 |
| AL10364 | 1/2-13X5 1/2 | 25 |
| AL10368 | 1/2-13X6 | 25 |
| AL10372 | 1/2-13X6 1/2 | 25 |
| AL10376 | 1/2-13X7 | 25 |
| AL10380 | 1/2-13X7 1/2 | 25 |
| AL10384 | 1/2-13X8 | 25 |
| AL10392 | 1/2-13X9 | 25 |
| AL10400 | 1/2-13X10 | 25 |
| AL10416 | 1/2-13X12 | 25 |
| 5/8-11--NC | | |
| AL10496 | 5/8-11X1 | 25 |
| AL10500 | 5/8-11X1 1/2 | 25 |
| AL10502 | 5/8-11X1 3/4 | 25 |
| AL10504 | 5/8-11X2 | 25 |
| AL10508 | 5/8-11X2 1/2 | 25 |
| AL10512 | 5/8-11X3 | 25 |
| AL10516 | 5/8-11X3 1/2 | 25 |
| AL10520 | 5/8-11X4 | 25 |
| AL10524 | 5/8-11X4 1/2 | 25 |
| AL10528 | 5/8-11X5 | 25 |
| AL10532 | 5/8-11X5 1/2 | 25 |
| AL10536 | 5/8-11X6 | 25 |
| AL10540 | 5/8-11X6 1/2 | 25 |
| AL10544 | 5/8-11X7 | 25 |
| AL10552 | 5/8-11X8 | 25 |
| AL10556 | 5/8-11X8 1/2 | 20 |
| AL10560 | 5/8-11X9 | 20 |
| AL10568 | 5/8-11X10 | 20 |
| AL10584 | 5/8-11X12 | 20 |

| Item # | Desc. | Box Qty. |
|-------------------|--------------|----------|
| 3/4-10--NC | | |
| AL10664 | 3/4-10X1 | 20 |
| AL10670 | 3/4-10X1 1/2 | 20 |
| AL10674 | 3/4-10X2 | 20 |
| AL10682 | 3/4-10X3 | 20 |
| AL10686 | 3/4-10X3 1/2 | 20 |
| AL10690 | 3/4-10X4 | 20 |
| AL10694 | 3/4-10X4 1/2 | 20 |
| AL10698 | 3/4-10X5 | 20 |
| AL10702 | 3/4-10X5 1/2 | 20 |
| AL10710 | 3/4-10X6 1/2 | 20 |
| AL10714 | 3/4-10X7 | 20 |
| AL10718 | 3/4-10X7 1/2 | 20 |
| AL10722 | 3/4-10X8 | 20 |
| AL10730 | 3/4-10X9 | 20 |
| AL10738 | 3/4-10X10 | 20 |
| AL10746 | 3/4-10X11 | 15 |
| AL10754 | 3/4-10X12 | 15 |
| AL10770 | 3/4-10X14 | 10 |
| 7/8-9--NC | | |
| AL10904 | 7/8-9X4 1/2 | 10 |
| AL10908 | 7/8-9X5 | 10 |
| AL10916 | 7/8-9X7 | 10 |
| AL10924 | 7/8-9X7 | 10 |
| 1-8--NC | | |
| AL11052 | 1-8X4 | 10 |
| AL11060 | 1-8X5 | 10 |
| AL11076 | 1-8X7 | 10 |
| AL11092 | 1-8X9 | 10 |

Hanger Bolts

Plain Finish



| Item # | Desc. | Box Qty. |
|---------|--------------|----------|
| AL19232 | 1/4-20X2 | 100 |
| AL19236 | 1/4-20X2 1/2 | 100 |
| AL19240 | 1/4-20X3 | 100 |
| AL19302 | 3/8-16X3 | 100 |
| AL19306 | 3/8-16X3 1/2 | 100 |

All Thread

- Standard lengths vary-ask our experts
- Inquire about different grades, materials, and finishes
- Let us know if you need to meet a special spec., domestic requirement, or need material certifications
- Ask about studs, custom cut lengths
- ITEMS IN CHART BELOW ARE MOST COMMON ITEMS



| Item # | Size | Finish |
|-----------|------------|--------------|
| AT14Z | 1/4-20 | Zinc |
| AT38B | 3/8-16 | Black |
| AT38Z | 3/8-16 | Zinc |
| AT38Z-12' | 3/8-16x12' | Black |
| AT12B | 1/2-13 | Black |
| AT12Z | 1/2-13 | Zinc |
| AT12Z-12' | 1/2-13x12' | Zinc |
| AT58B | 5/8-11 | Black |
| AT58HDG | 5/8-11 | Hot Dip Galv |
| AT58Z | 5/8-11 | Zinc |
| AT34B | 3/4-10 | Black |
| AT34Z | 3/4-10 | Zinc |
| AT78HDG | 7/8-9 | Hot Dip Galv |
| AT78Z | 7/8-9 | Zinc |
| AT1Z | 1-8 | Zinc |

Lag Bolts



- Inquire about different grade, materials, and finishes

| Item # | Desc. | Box Qty. |
|--------|-------|----------|
|--------|-------|----------|

Diameter 1/4

| | | |
|---------|-----------|-----|
| AL12510 | 1/4X1 1/4 | 100 |
| AL12512 | 1/4X1 1/2 | 100 |
| AL12516 | 1/4X2 | 100 |
| AL12520 | 1/4X2 1/2 | 100 |
| AL12524 | 1/4X3 | 100 |
| AL12528 | 1/4X3 1/2 | 100 |
| AL12536 | 1/4X4 1/2 | 100 |
| AL12540 | 1/4X5 | 100 |
| AL12544 | 1/4X5 1/2 | 100 |

Diameter 5/16

| | | |
|---------|------------|-----|
| AL12568 | 5/16X1 1/2 | 100 |
| AL12572 | 5/16X2 | 100 |
| AL12576 | 5/16X2 1/2 | 100 |
| AL12588 | 5/16X4 | 50 |

| Item # | Desc. | Box Qty. |
|--------|-------|----------|
|--------|-------|----------|

Diameter 3/8

| | | |
|---------|-----------|-----|
| AL12620 | 3/8X1 | 100 |
| AL12622 | 3/8X1 1/4 | 100 |
| AL12624 | 3/8X1 1/2 | 100 |
| AL12628 | 3/8X2 | 100 |
| AL12632 | 3/8X2 1/2 | 50 |
| AL12636 | 3/8X3 | 50 |
| AL12640 | 3/8X3 1/2 | 50 |
| AL12644 | 3/8X4 | 50 |
| AL12648 | 3/8X4 1/2 | 50 |
| AL12652 | 3/8X5 | 50 |
| AL12656 | 3/8X5 1/2 | 50 |
| AL12660 | 3/8X6 | 50 |

Diameter 1/2

| | | |
|---------|-----------|----|
| AL12712 | 1/2X1 1/2 | 50 |
| AL12716 | 1/2X2 | 50 |
| AL12720 | 1/2X2 1/2 | 50 |
| AL12724 | 1/2X3 | 50 |
| AL12728 | 1/2X3 1/2 | 25 |
| AL12732 | 1/2X4 | 25 |
| AL12736 | 1/2X4 1/2 | 25 |
| AL12740 | 1/2X5 | 25 |
| AL12744 | 1/2X5 1/2 | 25 |
| AL12748 | 1/2X6 | 25 |

Diameter 5/8

| | | |
|---------|-----------|----|
| AL12828 | 5/8X3 | 25 |
| AL12832 | 5/8X3 1/2 | 25 |
| AL12836 | 5/8X4 | 25 |
| AL12844 | 5/8X5 | 25 |
| AL12852 | 5/8X6 | 25 |

Hex Nuts

- Inquire about different grades, materials, and finishes



| Item # | Desc. | Box Qty. |
|--------|-------|----------|
|--------|-------|----------|

| | | |
|---------|---------|-----|
| AL30004 | 1/4-20 | 100 |
| AL30005 | 5/16-18 | 100 |
| AL30006 | 3/8-16 | 100 |
| AL30008 | 1/2-13 | 50 |
| AL30010 | 5/8-11 | 25 |
| AL30012 | 3/4-10 | 20 |
| AL30014 | 7/8-9 | 15 |
| AL30016 | 1-8 | 10 |
| AL30020 | 1 1/4-7 | 10 |



Nylon Insert Lock Nuts

Coarse Thread (NC)

- Inquire about different grades, materials, and finishes



| Item # | Desc. | Box Qty. |
|---------|--------|----------|
| AL30452 | 3/8-16 | 100 |
| AL30454 | 1/2-13 | 50 |
| AL30456 | 5/8-11 | 25 |
| AL30458 | 3/4-10 | 50 |

Coupling Nuts

Coarse Thread (NC)

- Inquire about different grades, materials, and finishes



| Item # | Desc. | Box Qty. |
|---------|-----------------|----------|
| AL30853 | 1/4-20 | 50 |
| AL30855 | 3/8-16 | 50 |
| AL30856 | 3/8-1/4 Reducer | 50 |
| AL30857 | 1/2-13 | 50 |
| AL30858 | 1/2-3/8 Reducer | 25 |
| AL30859 | 5/8-11 | 20 |
| AL30861 | 3/4-10 | 20 |
| AL30862 | 7/8-9 | 10 |
| AL30863 | 1"-8 | 10 |

Fender Washers

- Inquire about different grades, materials, and finishes



| Item # | Desc. | Box Qty. |
|---------|------------|----------|
| AL31693 | 3/16X1 1/4 | 100 |
| AL31707 | 1/4X1 | 100 |
| AL31709 | 1/4X1 1/4 | 100 |
| AL31711 | 1/4X1 1/2 | 100 |
| AL31749 | 3/8X1 1/4 | 100 |
| AL31751 | 3/8X1 1/2 | 100 |
| AL31759 | 1/2X1 1/2 | 100 |
| AL31763 | 1/2X2 | 100 |

Split Lock Washers

- Inquire about different grades, materials, and finishes



| Item # | Desc. | Box Qty. |
|---------|----------|----------|
| AL31301 | #10 3/16 | 100 |
| AL31302 | 1/4 | 100 |
| AL31303 | 5/16 | 100 |
| AL31304 | 3/8 | 100 |
| AL31306 | 1/2 | 100 |
| AL31308 | 5/8 | 100 |
| AL31310 | 3/4 | 100 |
| AL31312 | 7/8 | 100 |
| AL31314 | 1" | 100 |

Flat Washers

- Inquire about different grade, materials, and finishes



| Item # | Desc. | Box Qty. |
|---------|------------|----------|
| AL31026 | 3/16 (#10) | 100 |
| AL31027 | 1/4 (#14) | 100 |
| AL31028 | 5/16 | 100 |
| AL31029 | 3/8 | 100 |
| AL31031 | 1/2 | 100 |
| AL31033 | 5/8 | 50 |
| AL31035 | 3/4 | 25 |
| AL31037 | 7/8 | 25 |
| AL31039 | 1" | 25 |

Visit us at
www.edgecs.com
for all of your
anchor
and fastener
needs!



SIMPSON STRONG-TIE®

High Strength Epoxy-Tie Anchor System SET-XP®

SET-XP®, the popular epoxy-based anchoring adhesive formulated for optimum performance in both cracked and uncracked concrete, is now available in a 56 oz. cartridge for larger-volume jobs. Rigorously tested in accordance with ICC-ES AC308 2006 and 2009 IBC requirements, and proven to deliver increased reliability in the most adverse conditions, SET-XP provides greater convenience coupled with unmatched performance. This non-shrink epoxy anchoring adhesive meets the requirements of ASTM C881 specification for Type I and Type IV, Grade 3, Class C epoxy.

- Uses: When SET-XP® adhesive is used with threaded rod, rebar or the IXP™ anchor, the system can be used in tension and seismic zones where there is a risk of cracks occurring that pass through the anchor location. It is also suitable for uncracked concrete conditions
- Codes: ICC-ES ESR-2508; City of L.A. RR25744; Florida FL 11506.5 NSF/ANSI Standard 61 (216 in./gal).
- Shelf life: 24 months from date of manufacture in unopened side-by-side cartridge
- Cure Schedule (Base Material Temp° / Cure Time hrs.): 50/72, 70/24, 90/24, 110/24



| Item # | Capacity (oz.) | Cartridge Type | Ctn Qty. | Dispensing Tool(s) | Mixing Nozzle |
|------------|----------------|----------------|----------|-----------------------------------|---------------|
| SNSET-XP22 | 22 | Side-by-Side | 10 | EDT22B, EDT22AP, EDT22CKT, EDT22S | EMN22i |
| SNSET-XP56 | 56 | Side-by-Side | 56 | EDT56AP | EMN22i |

SIMPSON STRONG-TIE®

Epoxy Anchor Cartridge High Strength SET

- Epoxy-Tie SET epoxy is a two-component, low odor, 1:1 ratio, 100% solids epoxy-based adhesive for use as a high strength, non-shrink anchor grouting material
- Resin and hardener are dispensed and mixed simultaneously through the mixing nozzle. SET meets or exceeds the ASTM C-881 specification for Type I, II, IV and V, Grade 3, Class B and C
- USES: Threaded rod anchoring, Rebar dowelling, Bonding hardened concrete to hardened concrete, Pick proof sealant around doors, windows and fixtures, Paste-over for crack injection
- Code Approvals: ICC-ES ESR-1772 (CMU & URM); City of L.A. RR25279; Florida FL 11506.4; Caltrans approved; multiple DOT listings; NSF/ANSI Standard 61 (216 in2/1000 gal), except SET1.7KTA. SET-PAC-EZ™ adhesive covered by ICC-ES, City of L.A. and NSF/ANSI listings only
- SHELF LIFE: 24 months from date of manufacture in unopened side-by-side cartridge. SET-PAC-EZ™ cartridge - 24 months from date of manufacture, unopened



| Item # | Capacity (oz.) | Cartridge Type | Carton Qty | Dispensing Tool(s) | Mixing Nozzle | UoM |
|--------------|----------------|----------------|------------|--|---------------------|-----|
| SNSET1.7KTA | 1.7 | Side-by Side | 12 | Adapter Included for Standard Caulking Tool | EMN1.7 (2 included) | Ea |
| SNSET-PAC-EZ | 8.5 | Single | 12 | CDT10 or High Quality Standard Caulking Tool | 2 Included | |
| SNSET22 | 22 | Side-by Side | 12 | CDT10 or High Quality Standard Caulking Tool | EMN22i | Ea |
| SNSET56 | 56 | Side-by Side | 6 | EDT56AP | EMN22i, EMN50 | Ea |

SIMPSON STRONG-TIE®

Epoxy-Tie® Adhesive Dispensing Tool

- Each tool has been designed to work with Epoxy-Tie® cartridges for trouble-free dispensing
- These tools are for use with SET, SET-XP™, EDOT™, ET, ETI adhesives and CIP and CIP-F paste-over material

| Item # | Description |
|------------|---|
| SNCDT10 | Premium Tool for Single Cartridges |
| SNEDT22B | Manual Tool for 22 oz. Cartridges |
| SNEDT22CKT | Battery Powered Tool for 220 oz. Cartridges |
| SNEDT22AP | Pneumatic Tool for 22 oz. Cartridges |
| SNEDT56AP | Pneumatic Tool for 56 oz. Cartridges |
| SNEDT22S | Manual Tool for twin 300 ml Cartridges or 300/150 ml Cartridges |





SIMPSON STRONG-TIE®

Injection Epoxy **ETI**



ETI injection epoxies are specially designed formulations for the injection of cracks in concrete. ETI epoxies are two-component, 1:1 ratio, high solids formulations. They are available in 22 ounce side-by-side cartridges and are dispensed through a static mixing nozzle using a manual, battery or pneumatic dispensing tool. ETI is available in two viscosities: ETI-LV (low viscosity) and ETI-GV (gel viscosity) to handle a wide range of crack widths. Properly installed, they provide a repair that is both waterproof and high strength (structural).

ETI-LV Low Viscosity Injection Epoxy:

- Low viscosity epoxy (1790 cps) for repair of fine to medium width cracks 1/4" - 1/4" in width
- Low surface tension allows the material to effectively penetrate narrow cracks
- Suitable for structural repairs

ETI-GV Gel Viscosity Injection Epoxy

- Gel viscosity epoxy for repair of medium cracks 3/32" - 1/4" in width
- Decreases in viscosity under pressure for increased flowability
- Suitable for structural repairs

APPLICATION: Epoxy-Tie® injection epoxies are suitable for repairing non-moving cracks in concrete walls, floors, slabs, columns and beams. They can be used to inject cracks in damp or wet conditions with excellent results. Apply to concrete 40°F or above. For best results, warm material to 60°F or above prior to application

- SHELF LIFE: 2 years in unopened cartridge

| Item # | Capacity (oz.) | Cartridge Type | Ctn Qty. | Dispensing Tool(s) | Mixing Nozzle |
|-----------|----------------|----------------|----------|---------------------------|-------------------|
| SNETILV22 | 22 | Side-by Side | 10 | EDT22B, EDT22AP, EDT22CKT | EMN022 (Included) |
| SNETIGV22 | 22 | Side-by Side | 10 | EDT22B, EDT22AP, EDT22CKT | EMN022 (Included) |

SIMPSON STRONG-TIE®

High Strength Acrylic-Tie® Anchoring Adhesive **AT-XP™**



Acrylic-Tie® AT-XP™ anchoring adhesive is specifically formulated for fast curing and delivers optimum performance anchoring threaded rod and dowels in uncracked concrete

- AT-XP adhesive blends high strength with EASY COLD WEATHER DISPENSING and excellent reduced-temperature performance to provide a complete adhesive anchoring solution
- Rigorously tested in accordance with ICC-ES AC308 and IBC 2009 requirements for uncracked concrete, reduced-temperature testing results have shown AT-XP adhesive to dispense easily with no load reductions in substrate temperatures as low as 14°F (-10°C)
- AT-XP is a two-component, high-solids, 10:1 ratio acrylic-based adhesive for use as a high strength, anchor-grouting material. Resin and initiator are dispensed and mixed simultaneously through the mixing nozzle
- USES: Threaded rod anchoring in concrete, rebar doweling in concrete
- SHELF LIFE: Nine months from date of manufacture in unopened cartridge
- Cure Schedule (Base Material Temp° / Cure Time hrs.): 14/24, 32/8, 50/3, 68/1
- APPROVED BY IAPMO

| Item # | Capacity (oz.) | Cartridge Type | Carton Qty | Dispensing Tool(s) | Mixing Nozzle |
|-----------|----------------|----------------|------------|--------------------------|---------------|
| SNAT-XP13 | 13 | Side-by-Side | 10 | ADT813S | AMN19Q |
| SNAT-XP30 | 30 | Side-by-Side | 5 | ADT30S, ADT30P, ADT30CKT | AMN19Q |
| SNAT-XP10 | 10 | Coaxial | 12 | CDT10S | AMN19Q |



SIMPSON STRONG-TIE®

High Strength Acrylic-Tie® Anchoring Adhesive AT

- AT Acrylic-Tie® is a two component, high solids, 10:1 ratio acrylic-based adhesive for use as a high strength, anchor-grouting material
- Formulated for use in all types of weather, AT is designed to dispense easily and cure at temperatures down to 0°F
- Resin and initiator are dispensed and mixed simultaneously through the mixing nozzle. AT meets the physical requirements of ASTM C881, Type I & IV, Grade 3, Classes A, B & C, except Acrylic-Tie is a non-epoxy product formulated for fast cure time
- USES: Threaded rod anchoring, rebar doweling, pick-proof sealant around doors, windows and fixtures
- Code Approvals: ICC-ES ER-5791* (CMU & URM); City of L.A. RR25459*; Florida FL 11506.1*; NSF/ANSI Standard 61 (11 in2/5000 gal); Multiple DOT listings
- SHELF LIFE: 12 months from date of manufacture in unopened cartridge
- Cure Schedule (Base Material Temp° / Cure Time hrs.): 0/24, 40/4, 70/5



| Item # | Capacity (oz.) | Cartridge Type | Ctn Qty. | Dispensing Tool(s) | Mixing Nozzle |
|--------|----------------|----------------|----------|--|--------------------------|
| SNAT08 | 8 | Side-by Side | 10 | ADT813B | AMN813 (Included) |
| SNAT10 | 9.6 | Single | 12 | CDT10 or Standard 10 oz. Single Tube Dispensing Tool | AMN813 (Included) |
| SNAT13 | 13 | Side-by Side | 10 | ADT813B | AMN813 (Included) |
| SNAT30 | 30 | Side-by Side | 5 | ADT30, ADT30P, ADT30CKT | EMN22i (Sold Separately) |

SIMPSON STRONG-TIE®

Mixing Nozzles and Retaining Nuts

- Mixing nozzles are designed for the proper proportioning and mixing of the different adhesive formulations
- EMN37A - This is an 18 element mixing nozzle for Epoxy-Tie adhesives and for use with the 30oz. Acrylic-Tie cartridge. This nozzle requires a separate nozzle retaining nut to attach to the cartridge
- EMN2256 - Retaining nuts for the EMN37A.
- EMN50 - This is a Hi-Volume 5/8" diameter 24 element nozzle, with an integrally molded retaining nut. This nozzle provides approximately 2 times the dispensing rate of the EMN37A. The major outer diameter is 7/8". Fits 22 oz., 30 oz. and 56 oz. SBS cartridges.
- AMN813-RP5 - This is a package of 5, 12 element mixing nozzles with integrally molded retaining nut for use with 8oz. and 13oz. Acrylic-Tie only.



| Item # | Description | Pkg Qty |
|--------------|--|---------|
| SNEMN37B | Mixing Nozzle Only, 14 in. Long, Major Diameter 5/8 in. | |
| SNENN2256 | Retaining Nuts Only for the EMN37 (Orange) | |
| SNEMN50 | Hi-Volume Nozzle for 22oz, 30oz and 56oz SBS Cartridges (Separate Retaining Nut not Required), 17 in. Long, Major Diameter 7/8 in. | |
| SNAMN19Q-RP5 | Five Mixing Nozzles for 8oz and 13oz SBS Acrylic-Tie Cartridges Only, 8 1/2 in. Long | 5 |

SIMPSON STRONG-TIE®

Acrylic-Tie® Adhesive Dispensing Tools



| Item # | Description |
|------------|---|
| SNADT813B | Manual Tool for 8 oz. and 13 oz. Cartridges |
| SNADT30 | Manual Tool for 30 oz. Cartridges |
| SNADT30CKT | Battery Powered Tool for 30 oz. Cartridges |
| SNADT30P | Pneumatic Tool for 30 oz. Cartridges |

SIMPSON STRONG-TIE®

Hole Cleaning Brushes



- Used for cleaning drilled holes prior to adhesive anchor installation. Brushes have a twisted wire handle and nylon bristles

| Item # | Description | For Anchor/Rebar Diameter (in.) | Hole Diameter (in.) |
|---------|----------------------------|---------------------------------|---------------------|
| SNETB4 | 1/2"x3" brush x 8" long | 1/4-5/16 | 3/8-7/16 |
| SNETB6 | 3/4"x4" brush x 16" long | 3/8-5/8 | 1/2-3/4 |
| SNETB8 | 1"x4" brush x 16" long | 3/4 | 13/16-7/8 |
| SNETB8L | 1"x4" brush x 24" long | 3/4 | 13/16-7/8 |
| SNETB10 | 1 1/4"x4" brush x 29" long | 7/8-1 | 1-1 1/8 |
| SNETB12 | 1 5/8"x6" brush x 34" long | 1 1/4 | 1 3/16-1 3/8 |



SIMPSON STRONG-TIE®

Opti-Mesh® Adhesive-Anchoring Screen Tubes

- Screen tubes are tested and written into many code reports-make sure to use as recommended
- Screen tubes are vital to the performance of adhesive

anchors in base materials that are hollow, or contain voids, such as hollow block and brick. The Simpson Strong-Tie®

- Opti-Mesh® screen tube provides the economical advantage of a plastic screen tube while providing performance comparable to steel screen tubes and better than competitive plastic screen tubes

Caution: Screen tubes are designed for a specific adhesive type. Epoxy-Tie® screen tubes must be used with SET or ET formulations and Acrylic-Tie® screen tubes must be used with AT Acrylic-Tie® adhesive. Do not use SET1.7KT or SET1.7KTA with screen tubes



| Item # | For Rod Dia. (in.) | Hole Size (in.) | Screen Length (in.) |
|--------|--------------------|-----------------|---------------------|
|--------|--------------------|-----------------|---------------------|

Epoxy (SET & ET-HP) Screen Tubes

| | | | |
|------------|-----|-----|----|
| SNETS506P | 1/2 | 3/4 | 6 |
| SNETS5010P | 1/2 | 3/4 | 10 |
| SNETS6210P | 5/8 | 7/8 | 10 |
| SNETS626P | 5/8 | 7/8 | 6 |
| SNETS6213P | 5/8 | 7/8 | 13 |
| SNETS758P | 3/4 | 1 | 8 |
| SNETS7513P | 3/4 | 1 | 13 |
| SNETS7517P | 3/4 | 1 | 17 |

Acrylic Screen Tubes

| | | | |
|------------|-----|------|-------|
| SNATS376P | 3/8 | 9/16 | 6 |
| SNATS503P | 1/2 | 3/4 | 3 1/2 |
| SNATS506P | 1/2 | 3/4 | 6 |
| SNATS5010P | 1/2 | 3/4 | 10 |
| SNATS623P | 5/8 | 7/8 | 3 1/2 |
| SNATS626P | 5/8 | 7/8 | 6 |
| SNATS6210P | 5/8 | 7/8 | 10 |
| SNATS758P | 3/4 | 1 | 8 |
| SNATS7513P | 3/4 | 1 | 13 |

SIMPSON STRONG-TIE®

Adhesive Retaining Caps

Adhesive retaining caps make overhead and horizontal installation easier by preventing the adhesive from running out of the hole. They also center the rod in the hole, making them ideal for applications where precise anchor placement is required. It may be necessary to provide support for the



insert during cure time. Adhesive retaining caps are not designed to support the weight of the insert in overhead installations.

| Item # | For Rod Dia. (in.) | Required Hole Diameter (in.) | Cap Depth (in.) | Pkg. Qty. |
|--------|--------------------|------------------------------|-----------------|-----------|
|--------|--------------------|------------------------------|-----------------|-----------|

Adhesive Retaining Caps For Epoxy Tie

| | | | | |
|---------------|-------|-------|--------|----|
| SNARC37-RP25 | 3/8 | 1/2 | 7/16 | 25 |
| SNARC50-RP25 | 1/2 | 5/8 | 1/2 | 25 |
| SNARC62-RP25 | 5/8 | 3/4 | 9/16 | 25 |
| SNARC75-RP25 | 3/4 | 7/8 | 9/16 | 25 |
| SNARC87-RP25 | 7/8 | 1 | 1 1/16 | 25 |
| SNARC100-RP25 | 1 | 1 1/8 | 1 1/16 | 25 |
| SNARC125-RP25 | 1 1/4 | 1 3/8 | 7/8 | 25 |

Adhesive Retaining Caps For Acrylic-Tie

| | | | | |
|----------------|-------|--------|--------|----|
| SNARC37A-RP25 | 3/8 | 7/16 | | 25 |
| SNARC50A-RP25 | 1/2 | 9/16 | 1/2 | 25 |
| SNARC62A-RP25 | 5/8 | 1 1/16 | 9/16 | 25 |
| SNARC75A-RP25 | 3/4 | 1 3/16 | 9/16 | 25 |
| SNARC87A-RP25 | 7/8 | 1 | 1 1/16 | 25 |
| SNARC100A-RP25 | 1 | 1 1/16 | 1 1/16 | 25 |
| SNARC125A-RP25 | 1 1/4 | 1 3/8 | 7/8 | 25 |

SIMPSON STRONG-TIE®

Self-Undercutting Anchor for Cracked or Un-cracked Concrete

Torq-Cut™

- The Torq-Cut™ self-undercutting anchor is a heavy-duty, high-capacity anchor designed and tested for use in CRACKED AND UNCRACKED concrete under static and seismic loading conditions. It is designed to meet the stringent requirements of the 2006 and 2009 IBC for post-installed anchors
- The built-in ring with hardened cutters expands with installation torque forming undercut grooves in the concrete. This interlocking connection between the anchor and the concrete provides superior load carrying capacity
- FINISH: Zinc plated
- Code Approvals: ICC_ES ESR2705, Florida FL15731
- TEST CRITERIA: The Torq-Cut anchor has been tested in accordance with ICC-ES's Acceptance Criteria for Mechanical Anchors in Concrete Elements (AC193) and ACI 355.2 for the following:
 - Static tension and shear loading in cracked and uncracked concrete
 - Seismic and wind loading in cracked and uncracked concrete
 - Performance in cracked concrete



| Item # | Size (in.) | Drill Bit Dia. (in.) | Box Qty. |
|--------|------------|----------------------|----------|
|--------|------------|----------------------|----------|

| | | | |
|--------------|------------|-------|----|
| SNTCAP370600 | 3/8X6 | 5/8 | 10 |
| SNTCAP500834 | 1/2X8 3/4 | 7/8 | 5 |
| SNTCAP500912 | 1/2X9 1/2 | 7/8 | 5 |
| SNTCAP621112 | 5/8X11 1/2 | 1 | 4 |
| SNTCAP621212 | 5/8X12 1/2 | 1 | 4 |
| SNTCAP751458 | 3/4X14 5/8 | 1 1/4 | 4 |
| SNTCAP751658 | 3/4X16 5/8 | 1 1/4 | 4 |



SIMPSON STRONG-TIE®

Wedge Anchor Strong-Bolt™

- The Strong-Bolt™ is a wedge anchor specifically designed for optimum performance in both CRACKED AND UNCRACKED concrete; a requirement that the 2006 IBC places on post-installed anchors
- Rigorously tested according to the latest industry-wide criteria, the Strong-Bolt anchor is proven to offer increased reliability in the most adverse conditions, including performance in cracked concrete under static and seismic loading
- The proprietary tri-segmented clip has dual undercutting embossments on each segment which enable secondary or "follow-up" expansion if a crack forms and intersects the anchor location. This significantly increases the ability of the Strong-Bolt wedge anchor to carry load if the hole opened slightly due to a crack. The Strong-Bolt anchor sets like a standard wedge anchor and is available in Imperial fractional sizes
- FINISH: Zinc plated
- Code Approvals: ICC-ES ESR-1771; City of L.A. RR25705; Florida FL 11506.6



| Item # | Size (in.) | Drill Bit Dia. (in.) | Thread Length (in.) | Box Qty. |
|--------------|------------|----------------------|---------------------|----------|
| SNSTB50334 | 1/2X3 3/4 | 1/2 | 2 5/16 | 25 |
| SNSTB50414 | 1/2X4 3/4 | 1/2 | 2 13/16 | 25 |
| SNSTB50512 | 1/2X5 1/2 | 1/2 | 4 1/16 | 25 |
| SNSTB50700 | 1/2X7 | 1/2 | 5 9/16 | 25 |
| SNSTB50812 | 1/2X8 1/2 | 1/2 | 6 | 25 |
| SNSTB50100 | 1/2X10 | 1/2 | 6 | 25 |
| SNSTB62412 | 5/8X4 1/2 | 5/8 | 2 7/8 | 20 |
| SNSTB62500 | 5/8X5 | 5/8 | 3 3/8 | 20 |
| SNSTB62600 | 5/8X6 | 5/8 | 4 3/8 | 20 |
| SNSTB62700 | 5/8X7 | 5/8 | 5 3/8 | 20 |
| SNSTB62812 | 5/8X8 1/2 | 5/8 | 6 | 20 |
| SNSTB62100 | 5/8X10 | 5/8 | 6 | 10 |
| SNSTB75512 | 3/4X5 1/2 | 3/4 | 3 5/8 | 10 |
| SNSTB75614 | 3/4X6 1/4 | 3/4 | 4 3/8 | 10 |
| SNSTB75700 | 3/4X7 | 3/4 | 5 1/8 | 10 |
| SNSTB75812 | 3/4X8 1/2 | 3/4 | 6 | 10 |
| SNSTB75100 | 3/4X10 | 3/4 | 6 | 10 |
| SNSTB100700 | 1X7 | 1 | 3 1/2 | 5 |
| SNSTB1001000 | 1X10 | 1 | 3 1/2 | 5 |
| SNSTB1001300 | 1X13 | 1 | 3 1/2 | 5 |

SIMPSON STRONG-TIE®

Wedge Anchor Strong-Bolt™ 2

- The Strong-Bolt™ 2 wedge anchor is the next-generation solution for CRACKED AND UNCRACKED concrete
- Following rigorous testing according to ICC-ES acceptance criteria, the Strong-Bolt™ 2 anchor received classification as a Category 1 anchor, the highest attainable anchor category for performance in cracked concrete under static and seismic loading
- Available in stainless steel, it is code-listed by ICC-ES under the 2009 IBC requirements for post-installed anchors in cracked and uncracked concrete
- Finish: Zinc-plated (carbon steel) and stainless steel available
- Code Approvals: ICC-ES ESR-3037 (carbon and stainless steel); cracked and uncracked concrete; 2009 IBC



| Item # | Size (in.) | Drill Bit Dia. (in.) | Thread Length (in.) | Box Qty. |
|--------|------------|----------------------|---------------------|----------|
|--------|------------|----------------------|---------------------|----------|

Carbon Steel

| | | | | |
|--------------|-----------|-----|---------|----|
| SNSTB2-37234 | 3/8X2 3/4 | 3/8 | 1 5/16 | 50 |
| SNSTB2-37300 | 3/8X3 | 3/8 | 1 9/16 | 50 |
| SNSTB2-37312 | 3/8X3 1/2 | 3/8 | 2 1/16 | 50 |
| SNSTB2-37334 | 3/8X3 3/4 | 3/8 | 2 5/16 | 50 |
| SNSTB2-37500 | 3/8X5 | 3/8 | 3 9/16 | 50 |
| SNSTB2-37700 | 3/8X7 | 3/8 | 5 9/16 | 50 |
| SNSTB2-50334 | 1/2X3 3/4 | 1/2 | 2 1/16 | 25 |
| SNSTB2-50414 | 1/2X4 1/4 | 1/2 | 2 9/16 | 25 |
| SNSTB2-50512 | 1/2X5 1/2 | 1/2 | 3 13/16 | 25 |
| SNSTB2-50700 | 1/2X7 | 1/2 | 5 5/16 | 25 |
| SNSTB2-50812 | 1/2X8 1/2 | 1/2 | 6 | 25 |
| SNSTB2-50100 | 1/2X10 | 1/2 | 6 | 25 |
| SNSTB2-62412 | 5/8X4 1/2 | 5/8 | 2 7/16 | 20 |
| SNSTB2-62500 | 5/8X5 | 5/8 | 2 15/16 | 20 |
| SNSTB2-62600 | 5/8X6 | 5/8 | 3 15/16 | 20 |
| SNSTB2-62700 | 5/8X7 | 5/8 | 4 15/16 | 20 |
| SNSTB2-62812 | 5/8X8 1/2 | 5/8 | 6 | 20 |
| SNSTB2-62100 | 5/8X10 | 5/8 | 6 | 10 |

316 Stainless Steel

| | | | | |
|-----------------|------------|-----|--------|----|
| SNSTB2-372346SS | 3/8X2 3/4 | 3/8 | 1 5/16 | 50 |
| SNSTB2-373006SS | 3/8X3 | 3/8 | 1 9/16 | 50 |
| SNSTB2-376126SS | 3/8X3 1/2 | 3/8 | 2 1/16 | 50 |
| SNSTB2-373346SS | 3/8X 3 3/4 | 3/8 | 2 5/16 | 50 |
| SNSTB2-375006SS | 3/8X5 | 3/8 | 3 9/16 | 50 |
| SNSTB2-377006SS | 3/8X7 | 3/8 | 5 9/16 | 50 |



SIMPSON STRONG-TIE®

Heavy-Duty Screw Anchor For Concrete and Masonry TITEN HD®

The Titen HD® is a patented, high-strength screw anchor for concrete and masonry. The self-undercutting, non-expansion characteristics of the Titen HD® makes it the ideal anchor for structural applications, even at minimum edge distances and under reduced spacing conditions. The proprietary cutting teeth enable the Titen HD® to be installed in one eighth of the time when compared to traditional expansion anchors, and at significantly reduced installation torques. The anchor can be installed with a standard ANSI tolerance drill bit and is removable. Recommended for permanent dry, interior non-corrosive environments or temporary outdoor applications.



- Zinc Plating meetings ASTM B633, SC1
- Mechanical galvanizing meets ASTM B695, Class 65, Type 1. Intended for some pressure-treated wood sill plate applications. Not for use in other corrosive or outdoor environments.
- Code Approvals: ICC-ES ESR-2713 (concrete); ICC-ES ESR-1056 (CMU); City of Los Angeles RR25741 (concrete); City of Los Angeles RR25560 (CMU); Florida Statewide Product Approval FL15730.7; Factory Mutual 3017082, 3035761 and 3043442

| Item # | Size (in.) | Drill Bit Dia. (in.) | Wrench Size (in.) | Box Qty. |
|--------|------------|----------------------|-------------------|----------|
|--------|------------|----------------------|-------------------|----------|

Zinc Plated

| | | | | |
|-------------|-------|-----|------|----|
| SNTHD37300H | 3/8x3 | 3/8 | 9/16 | 50 |
| SNTHD37400H | 3/8x4 | 3/8 | 9/16 | 50 |
| SNTHD37500H | 3/8x5 | 3/8 | 9/16 | 50 |
| SNTHD37600H | 3/8x6 | 3/8 | 9/16 | 50 |
| SNTHD50300H | 1/2x3 | 1/2 | 3/4 | 25 |
| SNTHD50400H | 1/2x4 | 1/2 | 3/4 | 20 |

| Item # | Size (in.) | Drill Bit Dia. (in.) | Wrench Size (in.) | Box Qty. |
|--------------|------------|----------------------|-------------------|----------|
| SNTHD50500H | 1/2x5 | 1/2 | 3/4 | 20 |
| SNTHD50600H | 1/2x6 | 1/2 | 3/4 | 20 |
| SNTHD50612H | 1/2x6 1/2 | 1/2 | 3/4 | 20 |
| SNTHD50800H | 1/2x8 | 1/2 | 3/4 | 20 |
| SNTHD501200H | 1/2x12 | 1/2 | 3/4 | 20 |
| SNTHD501300H | 1/2x13 | 1/2 | 3/4 | 20 |
| SNTHD501400H | 1/2x14 | 1/2 | 3/4 | 20 |
| SNTHD501500H | 1/2x15 | 1/2 | 3/4 | 20 |
| SNTHD62400H | 5/8x4 | 5/8 | 15/16 | 10 |
| SNTHD62500H | 5/8x5 | 5/8 | 15/16 | 10 |
| SNTHD62600H | 5/8x6 | 5/8 | 15/16 | 10 |
| SNTHD62612H | 5/8x6 1/2 | 5/8 | 15/16 | 10 |
| SNTHD62800H | 5/8x8 | 5/8 | 15/16 | 10 |
| SNTHD75400H | 3/4x4 | 3/4 | 1 1/8 | 10 |
| SNTHD75500H | 3/4x5 | 3/4 | 1 1/8 | 5 |
| SNTHDT75600H | 3/4x6 | 3/4 | 1 1/8 | 5 |
| SNTHD75700H | 3/4x7 | 3/4 | 1 1/8 | 5 |
| SNTHD75812H | 3/4x8 1/2 | 3/4 | 1 1/8 | 5 |
| SNTHD75100H | 3/4x10 | 3/4 | 1 1/8 | 5 |

Mechanically Galvanized

| | | | | |
|---------------|-----------|-----|-------|----|
| SNTHD37500HMG | 3/8x5 | 3/8 | 9/16 | 50 |
| SNTHD37600HMG | 3/8x6 | 3/8 | 9/16 | 50 |
| SNTHD50500HMG | 1/2x5 | 1/2 | 3/4 | 20 |
| SNTHD50500HMG | 1/2x6 | 1/2 | 3/4 | 20 |
| SNTHD50500HMG | 1/2x6 1/2 | 1/2 | 3/4 | 20 |
| SNTHD50500HMG | 1/2x8 | 1/2 | 3/4 | 20 |
| SNTHD50500HMG | 5/8x5 | 5/8 | 15/16 | 10 |
| SNTHD50500HMG | 5/8x6 | 5/8 | 15/16 | 10 |
| SNTHD50500HMG | 5/8x6 1/2 | 5/8 | 15/16 | 10 |
| SNTHD50500HMG | 5/8x8 | 5/8 | 15/16 | 10 |
| SNTHD75182HMG | 3/4x8 1/2 | 3/4 | 1 1/8 | 5 |
| SNTHD75100HMG | 3/4x10 | 3/4 | 1 1/8 | 5 |

SIMPSON STRONG-TIE®

Threaded Rod Hanger TITEN HD®

- The Titen HD® rod hanger is a high-strength screw anchor designed to suspend threaded rod from concrete slabs and beams in order to hang pipes, cable tray and HVAC equipment
- Two new designs feature a 3/8" dia. shank which specifically qualifies these models for code listing by ICC-ES for CRACKED AND UNCRACKED concrete applications under the 2006 and 2009 IBC
- FINISH: Zinc plated
- Code Approvals: ICC-ES ESR-2713 (THD37212RH and THD50234RH), Factory Mutual 3031136 (THD50234RH and THD37218RH) and 3035761 (THD37212RH)



| Item # | Size (in.) | Accepts Rod Dia. (in.) | Drill Bit Dia. (in.) | Wrench Size (in.) | Min. Embed. (in.) | Box Qty. |
|--------------|------------|------------------------|----------------------|-------------------|-------------------|----------|
| SNTHD25112RH | 1/4x1 1/2 | 1/4 | 3/8 | 1 1/2 | 100 | |
| SNTHD37218RH | 3/8x2 1/8 | 3/8 | 1/4 | 1/2 | 2 1/8 | 50 |
| SNTHD37212RH | 3/8x2 1/2 | 3/8 | 1/2 | 2 1/2 | 50 | |
| SNTHD50234RH | 1/2x2 3/4 | 1/2 | 3/8 | 1 1/16 | 2 3/4 | 50 |



SIMPSON STRONG-TIE®
**Screw Anchor for Concrete and
Masonry**

TITEN HD® MINI Screw Anchor

- Sharing the same features as the larger Titen HD® screw anchor (page 119), the Titen HD® Minianchor provides an easy solution for jobs that call for smaller anchors
- The self-undercutting, non-expansion characteristics are ideal for situations where minimum edge distance and reduced spacing is a



concern. The patented cutting teeth and thread design enable the Titen HD Mini anchor to be installed quickly and with less effort than many other screw type anchors

- Since there are no secondary setting steps involved, the Titen HD Mini screw anchor can be installed much more quickly than traditional expansion anchors
- FINISH: Zinc plated
- TEST CRITERIA: The Titen HD® Mini anchor has been tested in accordance with ASTM E488 standard test methods for tension and shear.

| Item # | Size (in.) | Drill Bit Dia. (in.) | Wrench Size (in.) | Box Qty. |
|-------------|------------|----------------------|-------------------|----------|
| SNTHD25134H | 1/4X1 3/4 | 1/4 | 3/8 | 100 |
| SNTHD25214H | 1/4X2 1/4 | 1/4 | 3/8 | 50 |
| SNTHD25300H | 1/4X3 | 1/4 | 3/8 | 50 |
| SNTHD37134H | 3/8X1 3/4 | 3/8 | 9/16 | 50 |
| SNTHD37212H | 3/8X2 1/2 | 3/8 | 9/16 | 50 |

SIMPSON STRONG-TIE®

Sleeve Anchors

SLEEVE-ALL®

- Sleeve-Alls are pre-assembled expanding sleeve anchors for use in all types of hollow and solid base materials
- These anchors are available in acorn, hex, rod coupler, flat or round head styles for a wide range of applications

Material: Carbon steel.

Finish: Zinc plated.

Code Approvals: Factory Mutual 3017082, 3026805 and 3029959, 3/8"-3/4" dia.; Underwriters Laboratories File Ex3605, 3/8"-3/4" dia. Meets requirements of Federal Specifications A-A-1922A. The load tables list values based upon results from the most recent testing and may not reflect those in the current code reports. Where code jurisdictions apply, consult the current reports for applicable load values



| Item # | Part # | Size (in.) | Bolt Dia. Thread (per in.) | Max Material Thickness (in.) | Quantity Box |
|-------------------|-----------|--------------|----------------------------|------------------------------|--------------|
| Acorn Head | | | | | |
| SNSL25214A | SL25214A | 1/4 x 2 1/4 | 3/16-24 | 1 1/8 | 100 |
| Hex Head | | | | | |
| SNSL31212H | SL31212H | 5/16 x 2 1/2 | 1/4-20 | 1 1/16 | 50 |
| SNSL37300H | SL37178H | 3/8 x 1 7/8 | 5/16-18 | 3/8 | 50 |
| SNSL37300H | SL37300H | 3/8 x 3 | 5/16-18 | 1 1/2 | 50 |
| SNSL37400H | SL37400H | 3/8 x 4 | 5/16-18 | 2 1/2 | 50 |
| SNSL50300H | SL50300H | 1/2 x 3 | 3/8-16 | 3/4 | 25 |
| SNSL50400H | SL50400H | 1/2 x 4 | 3/8-16 | 1 3/4 | 25 |
| SNSL50600H | SL50600H | 1/2 x 6 | 3/8-16 | 3 3/8 | 20 |
| SNSL62414H | SL62414H | 5/8 x 4 1/4 | 1/2-13 | 1 1/2 | 10 |
| SNSL62600H | SL62600H | 5/8 x 6 | 1/2-13 | 3 1/4 | 10 |
| SNSL75414H | SL75414H | 3/4 x 4 1/4 | 5/8-11 | 7/8 | 10 |
| SNSL75614H | SL75614H | 3/4 x 6 1/4 | 5/8-11 | 2 7/8 | 5 |
| Flat Head | | | | | |
| SNSL25200PF | SL25200PF | 1/4 x 2 | 3/16-24 | 7/8 | 100 |
| SNSL25300PF | SL25300PF | 1/4 x 3 | 3/16-24 | 1 7/8 | 50 |
| SNSL31312PF | SL31312PF | 5/16 x 3 1/2 | 1/4-20 | 2 1/16 | 50 |
| SNSL37234PF | SL37234PF | 3/8 x 2 3/4 | 5/16-18 | 1 1/4 | 50 |
| SNSL37400PF | SL37400PF | 3/8 x 4 | 5/16-18 | 2 1/2 | 50 |
| SNSL37600PF | SL37600PF | 3/8 x 6 | 5/16-18 | 4 1/2 | 50 |
| Round Head | | | | | |
| SNSL25200R | SL25200R | 1/4 x 2 | 3/16-24 | 7/8 | 100 |
| SNSL37212R | SL37212R | 3/8 x 2 1/2 | 5/16-18 | 1 | 50 |



SIMPSON STRONG-TIE®
**Internally Threaded
Expansion Shell Anchor
DROP-IN**

- Drop-in anchors are internally-threaded, deformation-controlled expansion anchors with a pre-assembled expander plug, suitable for flush mount applications in solid base materials
- The anchor is set by driving the expansion plug towards the bottom of the anchor using the setting tool



MATERIAL: Carbon and stainless steel

FINISH: Carbon steel: Zinc plated

Code Approvals: Drop-In: City of L.A. RR24682; Factory Mutual 3017082; Underwriters Laboratories File Ex3605. Meets requirements of Federal Specifications A-A-55614, Type I

| Item # | Rod Size | Drill Bit Dia. | Bolt Thread | Body Length | Qty per Box |
|---------------------|----------|----------------|-------------|-------------|-------------|
| Carbon Steel | | | | | |
| SNDIA25 | 1/4" | 3/8" | 20 | 1" | 100 |
| SNDIA37 | 3/8" | 1/2" | 16 | 1 1/2" | 50 |
| SNDIA50 | 1/2" | 5/8" | 13 | 2" | 50 |
| SNDIA62 | 5/8" | 7/8" | 11 | 2 1/2" | 25 |
| SNDIA75 | 3/4" | 1" | 10 | 3 1/8" | 20 |

303 Stainless Steel

| | | | | | |
|-----------|------|------|----|--------|----|
| SNDIA37SS | 3/8" | 1/2" | 16 | 1 1/2" | 50 |
| SNDIA50SS | 1/2" | 5/8" | 13 | 2" | 50 |

SIMPSON STRONG-TIE®
**Internally Threaded
Expansion Shell Anchor
Lipped DROP-IN Anchor**

- Drop-in anchors are internally-threaded, deformation-controlled expansion anchors with a pre-assembled expander plug, suitable for flush mount applications in solid base materials
- The anchor is set by driving the expansion plug towards the bottom of the anchor using the setting tool
- The Lipped Drop-In (DIAL) features a lip at the top of the anchor body that keeps the top of the anchor flush with the concrete. This eliminates the need for precisely drilled hole depths and allows for easier flush installation, consistent embedment and uniform rod lengths



MATERIAL: Carbon steel

FINISH: Carbon steel: Zinc plated

Code Approvals: Drop-In: City of L.A. RR24682; Factory Mutual 3017082; Underwriters Laboratories File Ex3605. Meets requirements of Federal Specifications A-A-55614, Type I

| Item # | Rod Size | Drill Bit Dia. | Bolt Thread | Body Length | Qty per Box |
|----------|----------|----------------|-------------|-------------|-------------|
| SNDIAL37 | 3/8" | 1/2" | 16 | 1 1/16" | 50 |
| SNDIAL50 | 1/2" | 5/8" | 13 | 2" | 50 |

SIMPSON STRONG-TIE®
**Internally Threaded
Expansion Shell Anchor**

Short DROP-IN Anchor

- Ask about using a stop drill bit
- Drop-in anchors are internally-threaded, deformation controlled expansion anchors with a pre-assembled expander plug, suitable for flush mount applications in solid base materials
- The anchor is set by driving the expansion plug towards the bottom of the anchor using the setting tool
- The 3/8" Short Drop-In Anchor (DIA37S) is for use in solid and hollow concrete. The short length permits shallow embedment, thus avoiding drilling into rebar or prestressing strands. The wide surface flange allows the DIA37S to be installed in deep or bottomless holes



MATERIAL: Carbon steel

FINISH: Carbon steel: Zinc plated

Code Approvals: Short Drop-In: Factory Mutual 3017082 & Underwriters Laboratories File Ex3605

- A dedicated setting tool is included with each box.

| Item # | Rod Size | Drill Bit Dia. | Bolt Thread | Body Length | Qty per Box |
|----------|----------|----------------|-------------|-------------|-------------|
| SNDIA37S | 3/8" | 1/2" | 16 | 3/4" | 100 |
| SNDIA50S | 1/2" | 5/8" | 13 | 50 | |

SIMPSON STRONG-TIE®
Drop-In Setting Tool

For use with carbon and stainless steel Drop-In anchors.



| Item # | For Use With | Box Qty. |
|-----------|-----------------------|----------|
| SNDIAST25 | DIA25, DIAL25 | 10 |
| SNDIAST37 | DIA37, DIAL37 | 10 |
| SNDIAST50 | DIA50, DIA50C, DIAL50 | 10 |
| SNDIAST62 | DIA62 | 5 |
| SNDIAST75 | DIA75, DIA75C | 5 |

SIMPSON STRONG-TIE®
**Heli-Tie™ Fastener
Installation tool**

Heli-Tie™ Fastener Installation Tool
- Model HELITool37A Required for correct installation of Heli-Tie wall ties. Speeds up installation and automatically countersinks the tie into the facade material. The updated one-piece design with no moving parts drastically reduces the cost of the tool, improves longevity and prevents the Heli-Tie fasteners from jamming. Installation tools sold separately.



| Item # |
|---------------|
| SNHELITool37A |



SIMPSON STRONG-TIE®

Helical Wall Tie HELI-TIE™



The Heli-Tie™ is a stainless steel helical tie used to anchor building façades to structural members or to stabilize multiple wythe brick walls. The helical design allows the tie to be driven quickly and easily into a predrilled pilot hole (or embedded into mortar joints in new construction) to provide a mechanical connection between a masonry façade and its backup material or between multiple wythes of brick. As it is driven, the fins of the tie undercut the masonry to provide an expansion-free anchorage that will withstand tension and compression loads. The Heli-Tie is installed using a proprietary setting tool that is used with an SDS-Plus shank rotohammer to drive and countersink the tie. Heli-Tie performs in concrete and masonry as well as wood and steel studs.

- Installs quickly and easily - With the rotohammer in drill and hammer mode the tie installs faster than competitive products.
- Provides an inconspicuous repair that preserves the appearance of the building. After installation the tie is countersunk up to 1/2" below the surface, allowing the tie location to be patched.
- Corrosion resistant stainless steel.
- Larger core diameter provides higher torsional capacity resulting in less deflection due to "uncoiling" under load.
- Fractionally sized anchor - no metric drill bits required.
- Patented manufacturing process results in a more uniform helix along the entire tie allowing easier driving and better interlock with the substrate.
- "Simpson Heli-Tie" printed on every tie for easy identification and inspection.
- Material: 304 stainless steel (316 available by special order, contact Simpson for details)
- Test Criteria: CSA A370

Installation:

- Drill pilot hole through the façade material and to the specified embedment depth + 1" in the backup material using appropriate drill bit(s). Drill should be in rotation only mode when drilling into soft masonry or into hollow backing material.
- Position the Heli-Tie in the installation tool and insert the tie into the pilot hole.
- With the SDS-Plus rotohammer in rotation and hammer mode, drive the tie until the installation tool shoulders up to the exterior surface of the masonry and the drive pin is fully extended. The installation tool will countersink the tie below the surface. Patch the hole in the facade using a color-appropriate material.

| Item # | Size | Qty per Box |
|--------------|------------|-------------|
| SNHELI37600 | 3/8" x 6" | 100 |
| SNHELI37700 | 3/8" x 7" | 100 |
| SNHELI37800 | 3/8" x 8" | 100 |
| SNHELI37900 | 3/8" x 9" | 100 |
| SNHELI371000 | 3/8" x 10" | 150 |
| SNHELI371100 | 3/8" x 11" | 150 |
| SNHELI371200 | 3/8" x 12" | 150 |

SIMPSON STRONG-TIE®

Cast-in Place, Internally Threaded Inserts BLUE BANGER HANGER®

- Blue Banger Hanger® internally-threaded inserts are cast into the underside of the concrete deck after being fastened to the top of wood forms or metal deck. Once the concrete has cured, the anchor provides an attachment point for threaded rod used to hang electrical, mechanical and plumbing utilities
- The Blue Banger Hanger insert is the only pre-pour insert to offer the patented multi-thread design which allows one size insert to handle multiple diameters of threaded rod
- MATERIAL: Carbon steel
- FINISH: Yellow-zinc dichromate
- Code Approvals: Factory Mutual 3024378 (except roof deck insert); Underwriters Laboratories File EX3605 (except roof deck insert)



| Item # | For Rod Dia. (in.) | Deck Hole Diameter (in.) | Box Qty. |
|--------|--------------------|--------------------------|----------|
|--------|--------------------|--------------------------|----------|

Metal Deck Insert

| | | | |
|------------|---------------|--------------|-----|
| SNBBMD2550 | 1/4, 3/8, 1/2 | 13/16-7/8 | 100 |
| SNMMBD3762 | 3/8, 1/2, 5/8 | 1 1/8-1 3/16 | 50 |
| SNBBMD6275 | 5/8, 3/4 | 1 3/16-1 1/4 | 50 |

Roof Deck Insert

| | | | |
|------------|---------------|-----|----|
| SNBBRD2550 | 1/4, 3/8, 1/2 | 7/8 | 50 |
|------------|---------------|-----|----|

Wood Form Insert

| | | | |
|------------|---------------|-----|-----|
| SNBBWF2550 | 1/4, 3/8, 1/2 | | 200 |
| SNBBWF3762 | 3/8, 1/2, 5/8 | N/A | 150 |
| SNBBWF6275 | 5/8, 3/4 | N/A | 150 |



ITW REDHEAD

A7 Acrylic Adhesives Fast Dispensing/Fast Curing Epcon

- All weather formula
- No drip, no sag, easy clean up
- Fast curing time, 35 minutes at 60°F
- NSF 61 approved
- Works in damp holes and underwater applications



| Item # | Desc. | Box Qty. |
|------------|-----------------------------------|----------|
| RAA7-5 | 5 Fluid Ounce Cartridge | 12 |
| RAA7-8 | 8 Fluid Ounce Cartridge | 12 |
| RAA7-10 | 10 Fluid Ounce Cartridge | 6 |
| RAA7-28 | 28 Fluid Ounce Cartridge | 4 |
| RAA-24 | Mixing Nozzle for A7-8 Cartridge | |
| RAA101 | Hand Dispenser for A7-8 Cartridge | |
| RAA102 | Hand Dispenser for A7-28 | |
| RAA500-KIT | Dispensing Kit Package | |
| RAA501 | Reusable Caulking Gun Adaptor | |



ITW REDHEAD
S7 Epoxy Adhesive
Fast-Cure
Epcon



- Epcon S7 is a fast cure, hybrid epoxy that yields a higher characteristic bond strength in water saturated, water filled, and submerged holes than other adhesives on the market
- Enables construction crews to install threaded rod or rebar in concrete that is too damp or soaked to bond with other adhesives
- Designed to simplify specification and code compliance as well
- Approvals: ICC-ES ESR Report Number 2308, approved for use in cracked and uncracked concrete applications, approved for all Seismic Zones (A-F), IBC 2009, 2006, 2003, 2000, IRC 2009, 2006, 2003, 2000, NSF Listed, ASTM C881 Type I, II, III, IV; Class A, B, C, Florida Building Code

| Item # | Desc. | Box Qty. |
|----------|--|----------|
| RAS7-10 | 10 Fluid Ounce Cartridge | 6 |
| RAS7-28 | 28 Fluid Ounce Cartridge | 4 |
| RAA100 | Manual Dispenser for S7-10 | 1 |
| RAA102 | Manual Dispenser for S7-28 | 1 |
| RAA200 | Pneumatic Dispenser for S7-28 | 1 |
| RAA24S | Nozzle for S17-10 | 24 |
| RAS55 | Nozzle for S7-28 | 24 |
| RAS75 | High Flow Nozzle for S7-28 (for 5/8" and larger diameters) | 24 |
| RAS75EXT | Nozzle Extension for S75 High Flow Nozzle | 24 |

ITW REDHEAD
C6+ Epoxy Adhesives
Epcon



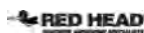
The hardener and resin are completely mixed as they are dispensed from the dual cartridge through a static mixing nozzle. The pre-mixed adhesive is injected directly into the anchor hole. C6+ can be used with threaded rod or rebar

- Excellent performance in diamond cored and oversized holes
- Performs well in dry, saturated, and water filled conditions
- High bond strength in cracked concrete

Approvals

- ICC-ES ESR Report No. 3577, approved for Cracked, Uncracked, and all Seismic Zones (A-F)
- Florida Building Code
- BC2003/2006/2009
- IRC2003/2006/2009
- National Sanitation Foundation (NSF) 61-9
- ASTM C881 Type I, II, IV, V; Grade 3, Class C

| Item # | Part # | Desc. | Box Qty. |
|----------|--------|--------------------------------|----------|
| RAC6P-20 | C6P-20 | Epcon C6+ 20 fl. Oz. Cartridge | 6 |
| RAC6P-10 | C6P-10 | Epcon C6+ 10 fl. Oz. Cartridge | 6 |
| RAA24S | A24S | Mixing Nozzle - 10 Oz. | 24 |
| RAS55 | S55 | Mixing Nozzle - 28 Oz. | 24 |
| RAA100 | A100 | Dispensing Tool - 10 Oz. | 1 |
| RAE102 | E102 | Dispensing Tool - 28 Oz. | 1 |



ITW REDHEAD
G5 Epoxy Adhesives
Completely Mixed
Epcon

The epoxy resin and hardener are completely mixed as they are dispensed from the dual cartridge through a static mixing nozzle, directly into the anchor hole. G5 can be used with threaded rod or rebar.

Advantages

- Nozzles last longer-saves money
- Gives more time to install anchors
- Easier to install anchors in hot weather
- Easier installation of larger diameter anchors and deeper embedments
- Odorless

Features

Anchorage to solid concrete

Rebar or threaded rod (carbon or stainless steel) supplied by contractor

G5 adhesives completely fills area between rod and hole creating a stress-free, high load anchorage

Pre-drilled hole in concrete

- Now for cracked, uncracked and seismic conditions

Description: G5 adhesive, 22 fluid oz. cartridge, Box/Bag Qty: 1, Carton Qty: 12

- Meets ASTM C881-90, Type II, Grade 3, Classes A, B, and C with the exception of bond strength
- Compressive strength, ASTM D695: 9170 psi minimum
- Shelf life: 2 years minimum
- Water solubility: None



| Item # | Description | Box/Bag Qty |
|----------|---|-------------|
| RAG5-22 | G5 Adhesive, 22 Fl. Oz. Cartridge | 6 |
| RAE55 | Mixing Nozzle for G5-22 Cartridge (3/8-5/8 in. Outside Diameter) 14 in. long | 24 |
| RAE102 | Hand Dispenser for G5-22 Cartridges-Dispenses both 18 oz. and 22 oz. Cartridges | 1 |
| RAE202 | Pneumatic Tool for G5-22 Cartridges | 1 |
| RARH7020 | Cordless Dispensing tool for the G5-22 Cartridge | 1 |

ITW REDHEAD
Wedge Anchors
Type 316 Stainless Steel
Trubolt®

Typical applications-Pumps, diffusers, gates, weir plates, etc.

Environment-Industrial (moderate to heavy atmospheric pollution)

Level of corrosion-Medium to high

Typical applications-Tunnels, dams, tiles, lighting fixtures, etc.

Environment-Marine (heavy atmospheric pollution)

Level of corrosion-High

Contains more nickel and chromium than Type 304, and 2%-3% molybdenum, which gives it better corrosion resistance. It is especially more effective in chloride environments that tend to cause pitting.



| Item # | Thread Length in. (mm) | Anchor Dia. & Drill Bit Size (Threads) Per (in.) | Overall Length in. (mm) | Max. Thickness of Material to be Fastened in. (mm) | Qty/Wt. per Box (lbs.) |
|------------|---------------------------|---|----------------------------|---|---------------------------|
| RASWW-1422 | 1 1/4 (31.8) | 1/4 - 20 | 2 1/4 (57.2) | 7/8 (22.2) | 100/3.7 |
| RASWW-1432 | 2 1/4 (57.2) | 1/4 - 20 | 3 1/4 (82.6) | 1 1/8 (28.6) | 100/4.8 |
| RASWW-3826 | 1 5/8 (41.3) | 3/8 - 16 | 2 3/4 (69.9) | 7/8 (22.2) | 50/4.8 |
| RASWW-3830 | 1 7/8 (47.6) | 3/8 - 16 | 3 (76.2) | 1 1/8 (28.6) | 50/5.2 |
| RASWW-3836 | 2 5/8 (66.7) | 3/8 - 16 | 3 3/4 (95.5) | 1 7/8 (47.6) | 50/6.0 |
| RASWW-1226 | 1 1/4 (31.8) | 1/2 - 13 | 2 3/4 (69.9) | 1/2 (3.2) | 25/4.7 |
| RASWW-1236 | 2 1/4 (57.2) | 1/2 - 13 | 3 3/4 (95.3) | 1 (25.4) | 25/5.8 |
| RASWW-1242 | 2 3/4 (69.9) | 1/2 - 13 | 4 1/4 (108.0) | 1 1/2 (38.1) | 25/6.5 |
| RASWW-1254 | 3 (76.2) | 1/2 - 13 | 5 1/2 (139.7) | 2 3/4 (69.9) | 25/7.8 |
| RASWW-5850 | 3 1/4 (82.6) | 5/8 - 11 | 5 (127.0) | 1 5/8 (41.3) | 10/4.8 |



ITW REDHEAD
Seismic Wedge Anchors
Trubolt® +

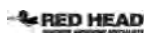


Trubolt® + Wedge anchors consist of a high-strength threaded stud body, expansion clip, nut and washer. Anchor bodies are made of plated carbon steel. The expansion clip consists of a split cylindrical ring with undercutting grooves.

- The exposed end of the anchor is stamped to identify anchor length. Stampings should be preserved during installation for any subsequent embedment verification
- Use carbide tipped hammer drill bits made in accordance with ANSI B212.15-1994 to install anchors
- ICC Evaluation Service, Inc. # ESR-2427
- Category 1 performance rating
- 2006 IBC and 2009 IBC compliant
- Meets ACI 318 ductility requirements
- Tested in accordance with ACI 355.2 and ICC-ES AC193
- For use in seismic zones A, B, C, D, E, & F
- 3/8", 1/2", 5/8" & 3/4" diameter anchors
- listed in ESR-2427
- City of Los Angeles - #RR25867
- 2009 IBC Compliant

| Item # | Thread Length (in.) | Anchor Dia. (in.) & Drill Bit Size (Threads) per Inch | Overall Length (in.) | Max Thickness of Material to be Fastened in. (mm) | Qty/Wt per Box (lbs.) |
|-------------|---------------------|---|-------------------------|---|-----------------------|
| RACWS-3830 | 1 $\frac{5}{8}$ | $\frac{3}{8}$ -16 | 3 (76.2) | $\frac{5}{8}$ (15.9) | 50/5.3 |
| RACWS-3836 | 2 $\frac{3}{8}$ | $\frac{3}{8}$ -16 | 3 $\frac{3}{4}$ (95.3) | 1 $\frac{3}{8}$ (34.9) | 50/5.9 |
| RACWS-3850 | 3 $\frac{5}{8}$ | $\frac{3}{8}$ -16 | 5 (127) | 2 $\frac{5}{8}$ (66.7) | 50/7.3 |
| RACWS-1236 | 2 $\frac{1}{8}$ | $\frac{1}{2}$ -13 | 3 $\frac{3}{4}$ (95.3) | $\frac{3}{4}$ (19.1) | 25/5.7 |
| RACWS-1244 | 2 $\frac{7}{8}$ | $\frac{1}{2}$ -13 | 4 $\frac{1}{2}$ (114.3) | 1 $\frac{1}{2}$ (38.1) | 25/7 |
| RACWS-1254 | 3 $\frac{7}{8}$ | $\frac{1}{2}$ -13 | 5 $\frac{1}{2}$ (139.7) | 2 $\frac{1}{2}$ (63.5) | 25/8 |
| RACWS-1270 | 5 $\frac{3}{8}$ | $\frac{1}{2}$ -13 | 7 (177.8) | 4 (101.6) | 25/9.2 |
| RACWS-5850 | 3 $\frac{3}{16}$ | $\frac{5}{8}$ -11 | 5 (127) | 1 $\frac{1}{8}$ (28.6) | 10/4.7 |
| RACWS-5860 | 4 $\frac{3}{16}$ | $\frac{5}{8}$ -11 | 6 (152.4) | 2 $\frac{1}{8}$ (54) | 10/5.4 |
| RACWS-5870 | 5 $\frac{3}{16}$ | $\frac{5}{8}$ -11 | 7 (177.8) | 3 $\frac{1}{8}$ (79.4) | 10/6.2 |
| RACWS-5884 | 5 $\frac{3}{4}$ | $\frac{5}{8}$ -11 | 8 $\frac{1}{2}$ (215.9) | 4 $\frac{5}{8}$ (117.5) | 10/8 |
| RACWS-3454 | 3 $\frac{5}{8}$ | $\frac{3}{4}$ -10 | 5 $\frac{1}{2}$ (139.7) | 1 $\frac{1}{2}$ (38.1) | 50/7.6 |
| RACWS-3462 | 4 $\frac{3}{8}$ | $\frac{3}{4}$ -10 | 6 $\frac{1}{4}$ (158.8) | 2 $\frac{1}{4}$ (57.2) | 10/8.5 |
| RACWS-3470 | 5 $\frac{1}{8}$ | $\frac{3}{4}$ -10 | 7 (177.8) | 3 (76.2) | 10/9 |
| RACWS-3484 | 5 $\frac{3}{4}$ | $\frac{3}{4}$ -10 | 8 $\frac{1}{2}$ (215.9) | 4 $\frac{1}{2}$ (114.3) | 10/10.5 |
| RACWS-34100 | 5 $\frac{3}{4}$ | $\frac{3}{4}$ -10 | 10 (254) | 6 (152.4) | 10/11.9 |

Check with your Edge rep for detailed
 Specification information



ITW REDHEAD
Wedge Anchors
Carbon Steel With Zinc Plating
Trubolt®



- Expanding Wedge Anchor
- Inquire about detailed specifications

| Item # | Thread Length in. (mm) | Anchor Dia. & Drill Bit Size (Threads) per (in.) | Overall Length in. (mm) | Max. Thickness of Material to be Fastened in. (mm) | Qty/Wt per Box (lbs.) |
|-------------|------------------------|--|-------------------------|--|-----------------------|
| RAWS-1416 | ¾ (19.1) | ¼ - 20 | 1¾ (44.5) | ¾ (9.5) | 100/3.1 |
| RAWS-1422 | 1¼ (31.8) | ¼ - 20 | 2¼ (57.2) | 7/8 (22.2) | 100/3.6 |
| RAWS-1432 | 2¼ (57.2) | ¼ - 20 | 3¼ (82.6) | 17/8 (47.6) | 100/4.7 |
| RAWS-3822 | 1⅝ (28.6) | ⅝ - 16 | 2¼ (57.2) | ¾ (9.5) | 50/4.1 |
| RAWS-3826 | 1⅝ (41.3) | ⅝ - 16 | 2¾ (69.9) | 7/8 (22.2) | 50/4.7 |
| RAWS-3830 | 1⅝ (47.6) | ⅝ - 16 | 3 (76.2) | 1⅝ (28.6) | 50/5.0 |
| RAWS-3836 | 2⅝ (66.7) | ⅝ - 16 | 3¾ (95.3) | 17/8 (47.6) | 50/5.9 |
| RAWS-3850 | 2¾ (69.9) | ⅝ - 16 | 5 (127.0) | 3⅝ (79.4) | 50/7.4 |
| RAWS-3870 | 2¼ (57.2) | ⅝ - 16 | 7 (177.8) | 5⅝ (130.2) | 50/10.4 |
| RAWS-1226 | 1¼ (31.8) | ½ - 13 | 2¾ (69.9) | ⅝ (3.2) | 25/4.6 |
| RAWS-1236 | 2¼ (57.2) | ½ - 13 | 3¾ (95.3) | 1 (25.4) | 25/5.7 |
| RAWS_1242 | 2¾ (69.9) | ½ - 13 | 4¼ (108.0) | 1½ (38.1) | 25/6.2 |
| RAWS-1244 | 3 (76.2) | ½ - 13 | 4½ (114.3) | 1¾ (44.5) | 25/6.5 |
| RAWS-1254 | 3 (76.2) | ½ - 13 | 5½ (139.7) | 2¾ (69.9) | 25/7.7 |
| RAWS-1270 | 4½ (114.3) | ½ - 13 | 7 (177.8) | 4¼ (108.0) | 25/9.3 |
| RAWS-5834 | 1¾ (44.5) | ⅝ - 11 | 3½ (88.9) | ⅝ (3.2) | 10/3.6 |
| RAWS-5842 | 2-½ (63.5) | ⅝ - 11 | 4¼ (108.0) | 7/8 (22.2) | 10/4.1 |
| RAWS-5850 | 3¼ (82.6) | ⅝ - 11 | 5 (127.0) | 1⅝ (41.3) | 10/4.7 |
| RAWS-5860 | 3½ (88.9) | ⅝ - 11 | 6 (152.4) | 2⅝ (66.7) | 10/5.4 |
| RAWS-5870 | 4½ (114.3) | ⅝ - 11 | 7 (177.8) | 3⅝ (92.1) | 10/6.2 |
| RAWS-5884 | 3½ (88.9) | ⅝ - 11 | 8½ (215.9) | 5⅝ (130.2) | 10/8.0 |
| RAWS-58100 | 1¾ (44.5) | ⅝ - 11 | 10 (254.0) | 6⅝ (168.3) | 10/9.4 |
| RAWS-3442 | 1¾ (44.5) | ¾ - 10 | 4¼ (108.0) | ¼ (31.8) | 10/6.8 |
| RAWS-3446 | 2¼ (57.2) | ¾ - 10 | 4¾ (120.7) | ¾ (19.1) | 10/7.4 |
| RAWS-3454 | 3 (76.2) | ¾ - 10 | 5½ (139.7) | 1½ (38.1) | 10/8.1 |
| RAWS-3462 | 3¾ (95.3) | ¾ - 10 | 6¼ (158.8) | 2¼ (57.2) | 10/9.1 |
| RAWS-3470 | 4½ (114.3) | ¾ - 10 | 7 (177.8) | 3 (76.2) | 10/9.7 |
| RAWS-3484 | 3½ (88.9) | ¾ - 10 | 8½ (215.9) | 4½ (114.3) | 10/12.3 |
| RAWS-34100 | 1¾ (44.5) | ¾ - 10 | 10 (254.0) | 6 (152.4) | 10/14.0 |
| RAWS-34120 | 1¾ (44.5) | ¾ - 10 | 12 (304.8) | 8 (203.2) | 10/16.6 |
| RAWS-7860 | 2½ (63.5) | 7/8 - 9 | 6 (152.4) | 1⅝ (34.9) | 5/6.3 |
| RAWS-7880 | 2½ (63.5) | 7/8 - 9 | 8 (203.2) | 3⅝ (85.7) | 5/8.1 |
| RAWS-78100 | 2½ (63.5) | 7/8 - 9 | 10 (254.0) | 5⅝ (136.5) | 5/9.8 |
| RAWS-10060 | 2½ (63.5) | 1 - 8 | 6 (152.4) | ½ (12.7) | 5/8.3 |
| RAWS-10090 | 2½ (63.5) | 1 - 8 | 9 (228.6) | 3½ (88.9) | 5/11.6 |
| RAWS-100120 | 2½ (63.5) | 1 - 8 | 12 (304.8) | 6½ (165.1) | 5/15.0 |



ITW REDHEAD
Wedge Anchors
Type 304 Stainless Steel
Trubolt®



Typical applications-Cladding, stadium seating, etc.

Serves many applications well. It withstands rusting in architectural and food processing environments and resists organic chemicals, dye stuffs and many inorganic chemicals.

| Item # | Thread Length in. (mm) | Anchor Dia. & Drill Bit Size (Threads) Per (in.) | Overall Length in. (mm) | Max. Thickness of Material to be Fastened in. (mm) | Qty/Wt per Box (lbs.) |
|------------|---------------------------|---|----------------------------|---|-----------------------|
| RAWW-1416 | ¾ (19.1) | ¼ - 20 | 1¾ (44.5) | ⅜ (9.5) | 100/3.2 |
| RAWW-1422 | 1¼ (31.8) | ¼ - 20 | 2¼ (57.2) | ⅞ (22.2) | 100/3.7 |
| RAWW-1432 | 2¼ (57.2) | ¼ - 20 | 3¼ (82.6) | 1⅞ (47.6) | 100/4.8 |
| RAWW-3822 | 1⅞ (28.6) | ⅜ - 16 | 2¼ (57.2) | ⅜ (9.5) | 50/4.1 |
| RAWW-3826 | 1⅝ (41.3) | ⅜ - 16 | 2¾ (69.9) | ⅞ (22.2) | 50/4.8 |
| RAWW-3830 | 1⅞ (47.6) | ⅜ - 16 | 3 (76.2) | 1⅞ (28.6) | 50/5.1 |
| RAWW-3836 | 2⅝ (66.7) | ⅜ - 16 | 3¾ (95.3) | 1⅞ (47.6) | 50/6.0 |
| RAWW-3850 | 2¾ (69.9) | ⅜ - 16 | 5 (127.0) | 3⅞ (79.4) | 50/7.5 |
| RAWW-1226 | 1¼ (31.8) | ½ - 13 | 2¾ (69.9) | ⅞ (3.2) | 25/4.7 |
| RAWW-1236 | 2¼ (57.2) | ½ - 13 | 3¾ (95.3) | 1 (25.4) | 25/5.8 |
| RAWW-1242 | 2¾ (69.9) | ½ - 13 | 4¼ (108.0) | 1½ (38.1) | 25/6.3 |
| RAWW-1254 | 3 (76.2) | ½ - 13 | 5½ (139.7) | 2¾ (69.9) | 25/7.7 |
| RAWW-1270 | 3½ (88.9) | ½ - 13 | 7 (177.8) | 4¼ (108.0) | 25/9.4 |
| RAWW-5834 | 1¾ (44.5) | ⅝ - 11 | 3½ (88.9) | ⅞ (3.2) | 10/3.6 |
| RAWW-5850 | 3¼ (82.6) | ⅝ - 11 | 5 (127.0) | 1⅝ (41.3) | 10/4.8 |
| RAWW-5860 | 3½ (88.9) | ⅝ - 11 | 6 (152.4) | 2⅝ (66.7) | 10/5.5 |
| RAWW-5870 | 3½ (88.9) | ⅝ - 11 | 7 (117.8) | 3⅝ (92.1) | 10/6.2 |
| RAWW-3446 | 2¼ (57.2) | ¾ - 10 | 4¾ (120.7) | ¾ (19.1) | 10/6.7 |
| RAWW-3454 | 3 (76.2) | ¾ - 10 | 5½ (139.7) | 1½ (38.1) | 10/7.5 |
| RAWW-3470 | 4 (101.6) | ¾ - 10 | 7 (117.8) | 3 (76.2) | 10/9.2 |
| RAWW-34100 | 1¾ (44.5) | ¾ - 10 | 10 (254.0) | 6 (152.4) | 10/13.5 |
| RAWW-10090 | 2½ (63.5) | 1 - 8 | 9 (228.6) | 3½ (88.9) | 5/11.4 |

ITW REDHEAD
Drop-In Anchors
Lipped
RM Series

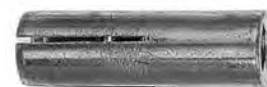


- For solid concrete, lightweight fill deck
- Lipped anchor body keeps anchor flush

| Item # | Bolt Size- Threads per (in.) | Drill Bit Size in. (mm) | Thread Depth in. (mm) | Embedment Min. Hole Depth in. (mm) | Qty/Wt. per Box (lbs.) |
|-----------|---------------------------------|----------------------------|--------------------------|---------------------------------------|---------------------------|
| RAWM-14 | ¼ - 20 | ⅜ (9.5) | 1 (25.4) | 100/2.6 | |
| RAWM-38 | ⅜ - 16 | ½ (12.7) | 1⅞ (41.3) | 50/3.4 | |
| RAWM-12 | ½ - 13 | ⅝ (15.9) | ¾ (19.1) | 2 (50.8) | 50/5.8 |
| RASSRM-12 | ½ - 13 | ⅝ (15.9) | ¾ (19.1) | 2 (50.8) | 50/5.8 |



ITW REDHEAD
Drop-In Anchors
Shell-Type
Multi-Set II®



- Specified for anchorage into concrete
- Drop-in, shell-type anchors feature an internally threaded, all-steel shell with expansion cone insert and flush embedment lip
- Easy removability-use any head style or material bolt rod
- Below surface setting for easy patch work

| Item # | Bolt Size- Threads per (in.) | Drill Bit Size in. (mm) | Thread Depth in. (mm) | Embedment Min. Hole Depth in. (mm) | Setting Tool Part Number | Qty/Wt. Tool per Box (lbs.) |
|------------------|---------------------------------|----------------------------|--------------------------|---------------------------------------|-----------------------------|--------------------------------|
| RARL-14 | 1/4 - 20 | 3/8 (9.5) | 1 (25.4) | RT-114 | 100/2.6 | |
| RARL-38 | 3/8 - 16 | 1/2 (12.7) | 1 1/8 (41.3) | RT-138 | 50/3.4 | |
| RARL-12 | 1/2 - 13 | 5/8 (15.9) | 3/4 (19.1) | 2 (50.8) | RT-112 | 50/5.8 |
| RARL-58 | 5/8 - 11 | 7/8 (22.2) | 1 (25.4) | 2 1/2 (63.5) | RT-158 | 25/7.8 |
| RARL-34 | 3/4 - 10 | 1 (25.4) | 1 1/4 (31.8) | 3 3/16 (81.0) | RT-134 | 25/11.9 |
| 18-8 S.S. | | | | | | |
| RASRM-14 | 1/4 - 20 | 3/8 (9.5) | 1 (25.4) | RT-114 | 100/2.6 | |
| RASRM-38 | 3/8 - 16 | 1/2 (12.7) | 1 1/8 (41.3) | RT-138 | 50/3.4 | |
| RASRM-12 | 1/2 - 13 | 5/8 (15.9) | 3/4 (19.1) | 2 (50.8) | RT-112 | 50/5.8 |
| RASRM-58 | 5/8 - 11 | 7/8 (22.2) | 1 (25.4) | 2 1/2 (63.5) | RT-158 | 25/7.8 |
| RASRM-34 | 3/4 - 10 | 1 (25.4) | 1 1/4 (31.8) | 3 3/16 (81.0) | RT-134 | 25/11.9 |

ITW REDHEAD
Drop-In Anchors
Shallow Embedment
RX Series



- ASK ABOUT USING A STOP DRILL BIT
- Optimized for use in hollow-core, pre-cast plank and post-tension slabs
- Lip keeps anchor flush during installation
- Shallow drilling—fast installation
- Inquire about stop-bit to save time and keep drilling from going too deep

| Item # | Bolt Size- Threads per (in.) | Drill Bit Size in. | Thread Depth in. | Embedment Min. Hole Depth in. (mm) | Qty/Wt. per Box (lbs.) |
|---------|---------------------------------|--------------------|------------------|------------------------------------|------------------------|
| RARX-38 | 3/8 - 16 | 1/2 | 3/8 | 3/4 | 100/3.5 |
| RARX-12 | 1/2 - 13 | 5/8 | 1/2 | 1 | 50/3.0 |

ITW REDHEAD
Drop-In Anchors Setting Tools



| Item # | Desc. |
|-----------|---------------------|
| RART-114 | 1/4" Tool |
| RART-138 | 3/8" Tool |
| RART-112 | 1/2" Tool |
| RART-158 | 5/8" Tool |
| RART-134 | 3/4" Tool |
| RARTX-138 | 3/8" Tool RX Series |
| RARTX-112 | 1/2" Tool RX Series |



ITW REDHEAD Sleeve Anchors

Carbon Steel Dynabolt®

Carbon steel with zinc plating

Typical applications - Shelf ledgers, electrical boxes, conduit

Environment - Interior (non-corrosive)

Level of corrosion - Low



| Item # | Head Style | Anchor Dia. (in.) & Drill Bit Size (Threads) per Inch | Effective Anchor Length in. (mm) | Bolt Dia. (in.) / Threads per Inch | Min. Embedment in. (mm) | Max. Thickness of Material to be Fastened in. (mm) | Qty/Wt per Box (lbs.) |
|-----------|------------------------------|---|-------------------------------------|--|-------------------------------|--|--------------------------|
| RAHN-1405 | Hex Nut | ¼ - 20 | ⅝ (15.9) | ⅜ /24 | ½ (12.7) | ⅝ (3.2) | 100/ 1.6 |
| RAHN-5860 | Hex Nut | ⅝ - 11 | 6 (152.4) | ½ /13 | 2 (50.8) | 4 (101.6) | 10/ 4.9 |
| RAHX-1222 | Hex Coupling (Rod Hanger) | ½ - 13 | 2¼ (57.2) | ½ /13 Hanger | 1⅞ (47.6) | | 25/ 6.5 |
| RAHX-3822 | Hex Coupling (Rod Hanger) | ⅝ - 16 | 1⅞ (47.6) | ⅝ /16 Hanger | 1½ (38.1) | | 50/ 6.0 |

ITW REDHEAD Sleeve Anchors

Stainless Steel Dynabolt®

Type 304 stainless steel

Typical applications - Cladding and brick ties

Environment - Slight to moderate degree of pollution

Level of corrosion - Medium



| Item # | Anchor Dia. (in.) & Drill Bit Size (Threads) per Inch | Effective Anchor Length in. (mm) | Bolt Dia. (in.) /Threads per Inch | Min. Embedment in. (mm) | Max. Thickness of Material to be Fastened in. (mm) | Qty/Wt per Box (lbs.) | Qty/Wt per Master Carton (lbs.) | Head Style |
|------------|--|---|---|-------------------------------|--|--------------------------|---------------------------------------|---------------|
| RASFS-1430 | ¼ - 20 | 3⅞ (79.4) | ⅜ /24 | 1⅞ (28.6) | 3 (76.2) | 100/ 3.8 | 1000/ 38 | Flat Head |
| RASFS-3826 | ⅝ - 16 | 2⅞ (73.0) | ⅜ /18 | 1½ (38.1) | 1⅝ (34.9) | 50/ 3.8 | 500/ 40 | Flat Head |
| RASFS-3840 | ⅝ - 16 | 4 (101.6) | ⅜ /18 | 1½ (38.1) | 2½ (63.5) | 50/ 5.3 | 400/ 44 | Flat Head |
| RASHN-1230 | ½ - 13 | 3 (76.2) | ⅜ /16 | 1⅞ (47.6) | 1⅞ (28.6) | 25/ 4.0 | 200/ 33 | Hex Nut |
| RASRS-1420 | ¼ - 20 | 2 (50.8) | ⅜ /24 | 1⅞ (28.6) | ⅞ (22.2) | 100/ 2.7 | 1000/ 28 | Round Head |

ITW REDHEAD Blow-Out Bulb

- Qty/Bag: 1



Item #

RABB-10

Need anchors?
We've got them.
Give us a call.



ITW REDHEAD
"Original Masonry" Anchors
Fast & Easy
Tapcon®



- The "Original masonry" anchor that cut its own threads into concrete, brick, or block. Maximum performance is achieved because the tapcon anchor, the condrive installation tool, and the carbide-tipped tapcon drill bits are designed to work as a system. It is essential to use the condrive tool and the correct drill bit to assure consistent anchor performance.
- Works in all masonry base materials
- Removable and reusable
- Slotted hex and phillips flat head styles
- Excellent corrosion protection-Climaseal™ coated
- Hi-Lo threads with notches cut into masonry materials for greater stability and pullout values
- Lengths of tapcon anchors range from 1-1/4" to 4" in 3/16" and up to 6" and 1/4" diameters.
- Anchor embedment-with a minimum of 1-1/4" to a maximum of 1-3/4" anchor embedment recommended.
- Hole diameter-proper hole diameter is very important to insure consistent performance and maximum pullout strength. 3/16" anchors require 5/32" diameter bits, and 1/4" anchors require 3/16" diameter bits
- All boxes of ITW Tapcon come packaged with matching carbide-tipped bit; Tapcon is packaged 100 pieces per box

| Item # | Tapcon Length in. (mm) | Fixture Thickness (in.) | Bit Length in. (mm) | UoM |
|--------|------------------------|-------------------------|---------------------|-----|
|--------|------------------------|-------------------------|---------------------|-----|

3/16 in. Hex Head

| | | | | |
|-----------|--------------|---------------|---------------|----|
| RAHW3-114 | 1 1/4 (31.8) | 0 - 1/4 | 3 1/2 (88.9) | Ea |
| RAHW3-134 | 1 3/4 (44.5) | 1/4 - 3/4 | 3 1/2 (88.9) | Ea |
| RAHW3-214 | 2 1/4 (57.2) | 3/4 - 1 1/4 | 4 1/2 (114.3) | Ea |
| RAHW3-234 | 2 3/4 (69.9) | 1 1/4 - 1 3/4 | 4 1/2 (114.3) | Ea |
| RAHW3-314 | 3 1/4 (82.6) | 1 3/4 - 2 1/4 | 5 1/2 (139.7) | Ea |

[1 1/4] in. Hex Head

| | | | | |
|-----------|--------------|---------------|---------------|----|
| RAHW4-114 | 1 1/4 (31.8) | 0 - 1/4 | 3 1/2 (88.9) | Ea |
| RAHW4-134 | 1 3/4 (44.5) | 1/4 - 3/4 | 3 1/2 (88.9) | Ea |
| RAHW4-214 | 2 1/4 (57.2) | 3/4 - 1 1/4 | 4 1/2 (114.3) | Ea |
| RAHW4-234 | 2 3/4 (69.9) | 1 1/4 - 1 3/4 | 4 1/2 (114.3) | Ea |
| RAHW4-314 | 3 1/4 (82.6) | 1 3/4 - 2 1/4 | 5 1/2 (139.7) | Ea |

3/16 in. Flat Head

| | | | | |
|-----------|--------------|---------------|---------------|----|
| RAPF3-114 | 1 1/4 (31.8) | 0 - 1/4 | 3 1/2 (88.9) | Ea |
| RAPF3-134 | 1 3/4 (44.5) | 1/4 - 3/4 | 3 1/2 (88.9) | Ea |
| RAPF3-214 | 2 1/4 (57.2) | 3/4 - 1 1/4 | 4 1/2 (114.3) | Ea |
| RAPF3-234 | 2 3/4 (69.9) | 1 1/4 - 1 3/4 | 4 1/2 (114.3) | Ea |
| RAPF3-314 | 3 1/4 (82.6) | 1 3/4 - 2 1/4 | 5 1/2 (139.7) | Ea |

1/4 in. Flat Head

| | | | | |
|-----------|--------------|---------------|---------------|----|
| RAPF4-114 | 1 1/4 (31.8) | 0 - 1/4 | 3 1/2 (88.9) | Ea |
| RAPF4-134 | 1 3/4 (44.5) | | | |
| RAPF4-214 | 2 1/4 (57.2) | 3/4 - 1 1/4 | 4 1/2 (114.3) | Ea |
| RAPF4-234 | 2 3/4 (69.9) | | | |
| RAPF4-314 | 3 1/4 (82.6) | 1 3/4 - 2 1/4 | 5 1/2 (139.7) | Ea |



POWERS FASTENERS
Power-Stud+™ SD1
Wedge Type Expansion
Anchor



- Base Material: Normal-Weight Concrete, Structural Sand-Light-weight Concrete, Concrete over Metal Deck, Grout-Filled Masonry
- Anchor Material: Zinc-plated Carbon Steel Body and Expansion Clip, with Nut and Washer
- The Power-Stud+SD1 anchor is a fully threaded, torque-controlled, wedge expansion anchor which is designed for consistent performance in cracked and uncracked concrete
- CRACKED CONCRETE APPROVALS
- Code Approvals Listed: ICC-ES ESR-2818, ICC-ES ESR-2966

| Item # | Size (in.) | Thread Length (in.) | Std. Box |
|-----------|------------|---------------------|----------|
| RL7400SD1 | 1/4X1 3/4 | 3/4 | 100 |
| RL7402SD1 | 1/4X2 1/4 | 1 1/4 | 100 |
| RL7404SD1 | 1/4X3 1/4 | 2 1/4 | 100 |
| RL7410SD1 | 3/8X2 1/4 | 7/8 | 50 |
| RL7412SD1 | 3/8X2 3/4 | 1 3/8 | 50 |
| RL7413SD1 | 3/8X3 | 1 5/8 | 50 |
| RL7414SD1 | 3/8X3 1/2 | 2 1/8 | 50 |
| RL7415SD1 | 3/8X3 3/4 | 2 3/8 | 50 |
| RL7416SD1 | 3/8X5 | 3 3/8 | 50 |
| RL7417SD1 | 3/8X7 | 5 3/8 | 50 |
| RL7420SD1 | 1/2X2 3/4 | 1 | 50 |
| RL7422SD1 | 1/2X3 3/4 | 2 | 50 |
| RL7424SD1 | 1/2X5 1/2 | 2 3/4 | 50 |
| RL7426SD1 | 1/2X7 | 5 1/4 | 25 |
| RL7427SD1 | 1/2X8 1/2 | 6 3/4 | 25 |
| RL7428SD1 | 1/2X10 | 8 1/4 | 25 |
| RL7430SD1 | 5/8X3 1/2 | 1 1/2 | 25 |
| RL7432SD1 | 5/8X4 1/2 | 2 1/2 | 25 |
| RL7433SD1 | 5/8X5 | 3 | 25 |
| RL7434SD1 | 5/8X6 | 4 | 25 |
| RL7436SD1 | 5/8X7 | 5 | 25 |
| RL7438SD1 | 5/8X8 1/2 | 6 1/2 | 25 |
| RL7439SD1 | 5/8X10 | 8 | 25 |
| RL7440SD1 | 3/4X4 1/4 | 1 3/4 | 20 |
| RL7441SD1 | 3/4X4 3/4 | 2 1/4 | 20 |
| RL7442SD1 | 3/4X5 1/2 | 3 | 20 |
| RL7444SD1 | 3/4X6 1/4 | 3 3/4 | 20 |
| RL7446SD1 | 3/4X7 | 4 1/2 | 20 |
| RL7448SD1 | 3/4X8 1/2 | 6 | 10 |
| RL7449SD1 | 3/4X10 | 7 1/2 | 10 |
| RL7451SD1 | 3/4X12 | 9 1/2 | 10 |
| RL7450SD1 | 7/8X6 | 2 3/4 | 10 |
| RL7452SD1 | 7/8X8 | 4 3/4 | 10 |
| RL7454SD1 | 7/8X10 | 6 3/4 | 10 |
| RL7461SD1 | 1X6 | 2 3/8 | 10 |
| RL7463SD1 | 1X9 | 5 3/8 | 10 |
| RL7463SD1 | 1X12 | 8 3/8 | 5 |
| RL7465SD1 | 1 1/4X9 | 4 3/4 | 5 |
| RL7473SD1 | 1 1/4X9 | 4 3/4 | 5 |
| RL7475SD1 | 1 1/4X12 | 7 3/4 | 5 |



POWERS FASTENERS

Power-Stud+™ SD2

Wedge Type Expansion Anchor



- Base Material: Normal-Weight Concrete, Structural Sand-Light-weight Concrete, Concrete over Metal Deck, Grout-Filled Masonry
- Anchor Material: Zinc-plated Carbon Steel Body with Stainless Steel Expansion Clip
- The Power-Stud+SD2 anchor is a fully threaded, torque-controlled, wedge expansion anchor which is designed for consistent performance in cracked and uncracked concrete
- CRACKED CONCRETE APPROVALS
- Code Listed: ICC-ES ESR-2502

| Item # | Size (in.) | Thread Length (in.) | Std. Box |
|-----------|------------|---------------------|----------|
| RL7413SD2 | 3/8X3 | 1 5/8 | 50 |
| RL7414SD2 | 3/8X3 1/2 | 2 1/4 | 50 |
| RL7415SD2 | 3/8X3 3/4 | 2 1/2 | 50 |
| RL7416SD2 | 3/8X5 | 3 3/4 | 50 |
| RL7422SD2 | 1/2X3 3/4 | 2 5/8 | 50 |
| RL7423SD2 | 1/2X4 1/2 | 2 7/8 | 50 |
| RL7424SD2 | 1/2X5 1/2 | 2 7/8 | 50 |
| RL7426SD2 | 1/2X7 | 5 3/8 | 25 |
| RL7427SD2 | 1/2X8 1/2 | 6 7/8 | 25 |
| RL7435SD2 | 5/8X4 3/4 | 2 7/8 | 25 |
| RL7433SD2 | 5/8X5 | 3 1/8 | 25 |
| RL7434SD2 | 5/8X6 | 4 1/8 | 25 |
| RL7436SD2 | 5/8X7 | 5 1/8 | 25 |
| RL7438SD2 | 5/8X8 1/2 | 6 5/8 | 25 |
| RL7442SD2 | 3/4X5 1/2 | 3 3/4 | 20 |
| RL7444SD2 | 3/4X6 1/4 | 4 | 20 |
| RL7446SD2 | 3/4X7 | 4 3/4 | 20 |
| RL7448SD2 | 3/4X8 1/2 | 6 1/4 | 10 |

POWERS FASTENERS

Steel Dropin

Stainless Steel

- Type 304 Stainless Steel Dropin



| Item # | Size (in.) | Drill Dia. (in.) | Min. Depth (in.) | Thread Depth (in.) | Std. Box |
|--------|------------|------------------|------------------|--------------------|----------|
| RL6206 | 3/8 | 1/2 | 1 1/16 | 5/8 | 50 |
| RL6208 | 1/2 | 5/8 | 2 | 1 3/16 | 50 |

POWERS FASTENERS

Wedge-Bolt® + Screw

Anchor

Carbon Steel

Wedge-Bolt®



- INSTALL WITH POWERS WEDGE BIT
- Base Material: Normal-Weight Concrete, Structural Sand-Light-weight Concrete, Concrete over Metal Deck, Grouted CMU
- Anchor is made of Zinc Plated Carbon Steel with a Hex Head
- The Wedge-Bolt® anchor is a one piece, heavy-duty screw anchor with a finished hex head
- Simple to install, easy to identify and fully removable
- Designed for consistent and reliable performance in CRACKED AND UNCRACKED CONCRETE
- Code Approvals: ESR-2526 (Concrete), ESR-1678 (CMU)

| Item # | Dia. Size & Length (in.) | Min. Embed. (in.) | Std. Box |
|----------|--------------------------|-------------------|----------|
| RL7204SD | 1/4 x 1 1/4 | 1 | 100 |
| RL7206SD | 1/4 x 1 3/4 | 1 | 100 |
| RL7208SD | 1/4 x 2 1/4 | 1 3/4 | 100 |
| RL7210SD | 1/4 x 3 | 1 3/4 | 100 |
| RL7220SD | 3/8 x 1 3/4 | 1 1/2 | 50 |
| RL7222SD | 3/8 x 2 1/2 | 2 1/8 | 50 |
| RL7224SD | 3/8 x 3 | 2 1/8 | 50 |
| RL7226SD | 3/8 x 4 | 2 1/8 | 50 |
| RL7228SD | 3/8 x 5 | 2 1/8 | 50 |
| RL7230SD | 3/8 x 6 | 2 1/8 | 50 |
| RL7240SD | 1/2 x 2 | 1 3/4 | 50 |
| RL7242SD | 1/2 x 2 1/2 | 2 | 50 |
| RL7244SD | 1/2 x 3 | 2 1/2 | 50 |
| RL7246SD | 1/2 x 4 | 2 1/2 | 50 |
| RL7248SD | 1/2 x 5 | 2 1/2 | 25 |
| RL7250SD | 1/2 x 6 | 2 1/2 | 25 |
| RL7268SD | 1/2 x 6 1/2 | 2 1/2 | 25 |
| RL7252SD | 1/2 x 8 | 2 1/2 | 25 |
| RL7260SD | 5/8 x 3 | 2 1/2 | 25 |
| RL7262SD | 5/8 x 4 | 3 1/4 | 25 |
| RL7264SD | 5/8 x 5 | 3 1/4 | 25 |
| RL7266SD | 5/8 x 6 | 3 1/4 | 25 |
| RL7270SD | 5/8 x 8 | 3 1/4 | 25 |
| RL7280SD | 3/4 x 3 | 2 1/2 | 20 |
| RL7282SD | 3/4 x 4 | 3 | 20 |
| RL7284SD | 3/4 x 5 | 4 1/4 | 20 |
| RL7286SD | 3/4 x 6 | 4 1/4 | 20 |
| RL7288SD | 3/4 x 8 | 4 1/4 | 10 |
| RL7290SD | 3/4 x 10 | 4 1/4 | 10 |



POWERS FASTENERS

Wedge-Bit™

Wedge-Bit™

- For proper performance, the Wedge-Bolt® anchor must be installed with a Wedge-Bit™
- The Wedge-Bit™ has a special matched tolerance range designed to provide optimum performance for the anchor
- Std. Pouch: 1



| Item # | Drill Size (in.) | Usable Length (in.) | Overall Length (in.) |
|--------|------------------|---------------------|----------------------|
|--------|------------------|---------------------|----------------------|

SDS-PLUS WEDGE BIT™

| | | | |
|--------|-----|----|----|
| RL1312 | 1/4 | 2 | 4 |
| RL1314 | 1/4 | 4 | 6 |
| RL1316 | 3/8 | 4 | 6 |
| RL1318 | 3/8 | 6 | 8 |
| RL1320 | 1/2 | 4 | 6 |
| RL1322 | 1/2 | 8 | 10 |
| RL1324 | 5/8 | 6 | 8 |
| RL1326 | 5/8 | 10 | 12 |
| RL1328 | 3/4 | 6 | 8 |
| RL1330 | 3/4 | 10 | 12 |

SPLINE WEDGE-BIT™

| | | | |
|--------|-----|---|----|
| RL1344 | 5/8 | 8 | 13 |
| RL1348 | 3/4 | 8 | 13 |

SDS-MAX WEDGE-BIT™

| | | | |
|--------|-----|---|----|
| RL1356 | 5/8 | 8 | 13 |
| RL1358 | 3/4 | 8 | 13 |

POWERS FASTENERS

Blue Perma-Seal

Tapper+

Masonry Screw Anchor

Tapper Screws

- The Tapper Anchoring System is a family of screw anchors, specially designed drill bits and installation tools designed to meet the needs of most light to medium duty applications in concrete, block and brick
- The Tapper concrete screw anchor is produced in either hex washer head or Phillips head styles from Perma-Seal® coated or zinc plated carbon steel
- The anchor is fast and easy to install providing a neat, finished appearance in a variety of vase materials including poured concrete, brick and concrete block for applications in new construction, remodeling and maintenance
- During installation, the specially designed nail point guides the anchor into a pre drilled hole; as the anchor is driven into the hole, the threads cut into the walls of the hole to provide a tight friction fit



| Item # | Size (in.) | Drill Bit Range (in.) | Usable Length (in.) |
|--------|------------|-----------------------|---------------------|
|--------|------------|-----------------------|---------------------|

Hex Washer Head

| | | | |
|----------|------------|--|--|
| RL2700SD | 3/16x1 1/4 | | |
| RL2702SD | 3/16x1 3/4 | | |

| Item # | Size (in.) | Drill Bit Range (in.) | Usable Length (in.) |
|--------|------------|-----------------------|---------------------|
|--------|------------|-----------------------|---------------------|

| | | | |
|----------|------------|--|--|
| RL2704SD | 3/16x2 1/4 | | |
| RL2706SD | 3/16x2 3/4 | | |
| RL2708SD | 3/16x3 1/4 | | |
| RL2710SD | 3/16x3 3/4 | | |
| RL2712SD | 3/16x4 | | |
| RL2720SD | 1/4x1 1/4 | | |
| RL2722SD | 1/4x1 3/4 | | |
| RL2724SD | 1/4x2 1/4 | | |
| RL2726SD | 1/4x2 3/4 | | |
| RL2728SD | 1/4x3 1/4 | | |
| RL2730SD | 1/4x3 3/4 | | |
| RL2732SD | 1/4x4 | | |
| RL2734SD | 1/4x5 | | |
| RL2736SD | 1/4x6 | | |

Phillips Flat Head

| | | | |
|----------|------------|--|--|
| RL2740SD | 3/16x1 1/4 | | |
| RL2742SD | 3/16x1 3/4 | | |
| RL2744SD | 3/16x2 1/4 | | |
| RL2746SD | 3/16x2 3/4 | | |
| RL2748SD | 3/16x3 1/4 | | |
| RL2750SD | 3/16x3 3/4 | | |
| RL2752SD | 3/16x4 | | |
| RL2760SD | 1/4x1 1/4 | | |
| RL2762SD | 1/4x1 3/4 | | |
| RL2766SD | 1/4x2 3/4 | | |
| RL2768SD | 1/4x3 1/4 | | |
| RL2770SD | 1/4x3 3/4 | | |
| RL2764SD | 1/4x2 1/4 | | |
| RL2772SD | 1/4x4 | | |
| RL2774SD | 1/4x5 | | |
| RL2776SD | 1/4x6 | | |

Straight Shank Drill Bits for Tapper+

| | | | |
|--------|--------------|-------------|---|
| RL2781 | 5/32 x 3 1/2 | 0.168-0.175 | 2 |
| RL2782 | 5/32 x 4 1/2 | 0.168-0.175 | 3 |
| RL2783 | 5/32 x 5 1/2 | 0.168-0.175 | 4 |
| RL2785 | 3/16 x 3 1/2 | 0.202-0.204 | 2 |
| RL2786 | 3/16 x 4 1/2 | 0.202-0.204 | 3 |
| RL2787 | 3/16 x 5 1/2 | 0.202-0.204 | 4 |
| RL2788 | 3/16 x 6 1/2 | 0.202-0.204 | 5 |
| RL2789 | | 0.202-0.204 | 6 |

Hex Shank SDS-Plus Bits for Tapper+

| | | | |
|--------|----------|-------------|---|
| RL2793 | 5/32 x 5 | 0.168-0.175 | 3 |
| RL2794 | 5/32 x 7 | 0.168-0.175 | 5 |
| RL2796 | 3/16 x 5 | 0.202-0.204 | 3 |
| RL2797 | 3/16 x 7 | 0.202-0.204 | 5 |



POWERS FASTENERS Tapper™ Installation Tool

- Two-step installation tool for hex washer head and Phillips flat head Tapper™ up to 4" long



| Item # | Desc. | Max. Screw Length (in.) | Max. Bit Length (in.) |
|--------|-------------------------|-------------------------|-----------------------|
| RL2795 | 1000 SDS Extension (8") | 6 | 7½ |

POWERS FASTENERS

Snake+™ Internally Threaded Self-Tapping Anchor



- Base Material: Normal-Weight Concrete, Structural Sand-Light-weight Concrete, Concrete Over Metal Deck
- Anchor Material: Zinc Plated Carbon Steel
- Code Approvals: ESR-2272 (3/8 diameter)

| Item # | Size (in.) | Min. Hole Depth (in.) | Internal Thread Depth (in.) | Std. Box |
|----------|------------|-----------------------|-----------------------------|----------|
| RL6401SD | ¾ | 1½ | 1¼ | 50 |
| RL6403SD | ½ | 2½ | 2⅞ | 50 |

POWERS FASTENERS Snake Setting Tool

- Snake & Snake+ setting tool



| Item # | Size (in.) | Std. Box |
|----------|------------|----------|
| RL6407SD | ¾ | 1 |
| RL6404SD | ½ | 1 |

POWERS FASTENERS Concrete Vertigo®+

Rod Hanger System

- Rod hanger for Concrete applications
- Finish: Yellow Dichromate
- Full ctns. packed with Wedge-Bit
- Code Listed: ESR-2989



| Item # | Rod Size (in.) | Screw Shank Size and Length (in.) | Box Qty. |
|----------|----------------|-----------------------------------|----------|
| RL7180SD | ¼ | ¾X2½ | 100 |
| RL7181SD | ⅜ | ¾X2½ | 100 |
| RL7182SD | ½ | ¾X2½ | 50 |

Driver Socket for Vertigo™ + Anchors

| | | |
|----------|-----|---|
| RL7198SD | N/A | 5 |
|----------|-----|---|

POWERS FASTENERS

AC100+Gold® Acrylic Adhesive Anchoring System



The AC100+Gold is a two-component vinyl ester adhesive anchoring system. The system includes injection adhesive in plastic cartridges, mixing nozzles, dispensing tools and hole cleaning equipment. The AC100+Gold is designed for bonding threaded and reinforcing bar hardware into holes in concrete and masonry base materials.

- Mixing nozzle included with each cartridge
- Code Approvals: ICC-ES ESR-2582

| Item # | Cartridge Size (oz.) | Cartridge Type | Std. Box |
|----------|----------------------|----------------|----------|
| RL8478SD | 10 | Quik-Shot | 12 |
| RL8480SD | 8 | Dual Cartridge | 12 |
| RL8486SD | 12 | Dual Cartridge | 12 |
| RL8490SD | 28 | Dual Cartridge | 8 |

Cartridge System Mixing Nozzles

| | | | |
|---------|----------------------------|------------|---|
| RL08293 | 5,8,10, 12 | AC100+Gold | 2 |
| RL08294 | 28 (includes 8" extension) | AC100+Gold | 2 |
| RL08281 | 8" Mixing Nozzle Extension | AC100+Gold | 2 |

POWERS FASTENERS

AC50 Silver™ Vinylester Anchoring Adhesive Quick-Cure



- A two-component, adhesive anchoring system
- Designed for bonding threaded rod and reinforcing bar hardware into drilled holes in concrete base and solid masonry materials
- Evaluated for installation and use in dry holes
- Can be installed in a range of base material temperatures
- Cartridge design allows for multiple uses using extra mixing nozzles
- Mixing nozzle included with each cartridge
- Conforms to requirements of ASTM C 881, Types I, II, IV and V, Grade 3, Classes A & B (also meets Type III except for elongation) Department of Transportation listings

| Item # | Cartridge Size (oz.) | Std. Box |
|---------|----------------------|----------|
| RL08497 | 28 | 8 |

Cartridge System Mixing Nozzles

| | | |
|---------|----------------------------|---|
| RL08294 | 28 | 2 |
| RL08281 | 8" Mixing Nozzle Extension | 2 |



POWERS FASTENERS
**Manual Injection Tools for
AC100+ Gold**



| Item # | Desc. | Box Qty. | Carton Qty. |
|---------|---|----------|-------------|
| RL08484 | AC100+Gold 8 oz. standard all metal manual tool | 1 | 20 |
| RL08495 | AC100+Gold 28 oz. high performance manual tool | 1 | 20 |

POWERS FASTENERS
Pure50+™

Epoxy Anchoring Adhesive



- Two-component adhesive anchoring system designed for bonding threaded rod and reinforcing bar hardware into drilled holes in solid concrete base materials
- Evaluated for installation and use in dry and wet holes
- Can be installed in a wide range of base material temperatures
- Evaluated and recognized for freeze/thaw performance
- Conforms to requirements of ASTM C 881, Types I, II, IV and V, Grade 3, Classes B & C (also meets Type III except for elongation) Department of Transportation listing. Tested in accordance with AC308 for use in structural concrete. Evaluated and qualified by an accredited independent testing laboratory for recognition in concrete

| Item # | Cartridge Size (oz.) | Standard Box |
|---------|----------------------|--------------|
| RL08605 | 21 | 12 |
| RL08651 | 51 | 8 |

Cartridge System Mixing Nozzles

| | | |
|---------|--|----|
| RL08294 | 21,51 | 12 |
| RL08281 | Extension For 08294 Mixing Nozzle | |
| RL08409 | 21 oz. Standard Tool | 1 |
| RL08421 | 21 oz. High Performance Tool | 1 |
| RL08442 | 21 oz. Battery Powered (Cordless) Tool | 1 |
| RL08459 | 21 oz. Pneumatic Tool | 1 |
| RL08438 | 51 oz. Pneumatic Tool | 1 |

POWERS FASTENERS

Pure110+™

Epoxy Anchoring Adhesive



- A Two-component anchoring system for bonding threaded rod and reinforcing bar hardware into drilled holes in solid concrete base materials
- Evaluated for installation and use in dry and wet holes
- Can be installed in a wide range of base material temperatures
- Conforms to requirements of ASTM C 881, Types I, II, IV and V, Grade 3, Classes B & C (also meets Type III except for elongation). Tested in accordance with AC308 and AC58 for use in structural concrete. Evaluated and qualified by an accredited independent testing laboratory for recognition in concrete

| Item # | Cartridge Size (oz.) | Standard Box |
|-----------|----------------------|--------------|
| RL08321SD | 21 | 12 |
| RL08310SD | 9 Quik-Shot | 12 |

Cartridge System Mixing Nozzles

| | | |
|---------|--------------------------------------|---|
| RL08294 | 21,9 With 8" Extension | 2 |
| RL08281 | Mixing Nozzle Extension 8" | 2 |
| RL08609 | 21 Extra High Flow With 8" Extension | 2 |

Dispensing Tools

| | | |
|---------|--|---|
| RL08409 | 21 oz. Standard Tool | 1 |
| RL08421 | 21 oz. High Performance Tool | 1 |
| RL08442 | 21 oz. Battery Powered Tool (Cordless) | 1 |
| RL08413 | 21 oz. Pneumatic Tool | 1 |
| RL08437 | Manual Caulking Gun For Quik-Shot | 1 |
| RL08479 | High Performance Gun For Quik-Shot | 1 |

POWERS FASTENERS

**Injection Tools For
Epoxy Adhesives**



| Item # | Description |
|---------|--|
| RL08437 | Manual Caulking Gun For Quik-Shot |
| RL08494 | 28 oz. Standard Dispensing Tool |
| RL08421 | 21 oz. High Performance Tool |
| RL08413 | 21 oz. Pneumatic Tool |
| RL08442 | 21 oz. Battery Powered (Cordless) Tool |



POWERS FASTENERS

PE1000+®

Epoxy Adhesive Anchoring System

The PE1000+® is a two-component, high strength epoxy adhesive anchoring system. The system includes injection adhesive in plastic cartridges, mixing nozzles, dispensing tools and hole cleaning equipment. The PE1000+® is designed for bonding threaded rod and reinforcing bar hardware into drilled holes in solid concrete base materials.

- Mixing nozzle included with each cartridge
- Code Approvals: ICC-ES ESR-2583



| Item # | Cartridge Size (oz.) | Cartridge Type | Std. Box |
|----------|----------------------|----------------|----------|
| RL0500SD | 13 | Dual Cartridge | 12 |
| RL0502SD | 20 | Dual Cartridge | 12 |

Cartridge System Mixing Nozzles

| | | | |
|---------|----------------------------|---------|---|
| RL08294 | 13,20 | PE1000+ | 2 |
| RL08281 | 8" Mixing Nozzle Extension | PE1000+ | 2 |

POWERS FASTENERS

PE1000+ Dispensing Tool



| Item # | Desc. | Standard Box |
|-----------|---|--------------|
| RL08298 | 20 oz. PE1000+ heavy-duty manual dispensing tool | 1 |
| RL08497SD | 13 oz. + 20 oz. PE1000+ pneumatic dispensing tool | 1 |

POWERS FASTENERS

Zamac Nailin® Drive Pin Type Anchor



- Base material: Concrete, block, brick, stone
- Anchor material: Zamac alloy with carbon or stainless steel drive pin
- The Zamac Nailin® is a temper-proof nail drive anchor which has a body formed from Zamac alloy
- Nails are available in carbon or stainless steel
- The anchor can be used in concrete, block, brick or stone, this anchor is not recommended for applications overhead

| Item # | Size (in.) | Drill Dia. (in.) | Std. Box |
|--------|------------|------------------|----------|
|--------|------------|------------------|----------|

Mushroom Head - Carbon Steel Nail

| | | | |
|--------|-------------|------|------|
| RL2802 | 3/16 x 7/8 | 3/16 | 100 |
| RL2803 | 3/16 x 7/8 | 3/16 | 1000 |
| RL2806 | 1/4 x 3/4 | 1/4 | 100 |
| RL2808 | 1/4 x 1 | 1/4 | 100 |
| RL2814 | 1/4 x 1 1/4 | 1/4 | 100 |
| RL2820 | 1/4 x 1 1/2 | 1/4 | 100 |
| RL2826 | 1/4 x 2 | 1/4 | 100 |
| RL2804 | 1/4 x 3 | 1/4 | 100 |

POWERS FASTENERS

Hole Cleaning Tools & Accessories



| Item # | Desc. | Length (in.) | Std. Package |
|---------|--|--------------|--------------|
| RL08284 | Wire brush for 7/16" ANSI hole (3/8" rod or #3 rebar) | 6 3/4 | 1 |
| RL08285 | Wire brush for 9/16" ANSI hole (1/2" rod or #4 rebar) | 6 3/4 | 1 |
| RL08286 | Wire brush for 1 1/16" ANSI hole (5/8" rod or #5 rebar) | 7 7/8 | 1 |
| RL08287 | Wire brush for 7/8" ANSI hole (3/4" rod or #6 rebar) | 7 7/8 | 1 |
| RL08288 | Wire brush for 1" ANSI hole (7/8" rod or #7 rebar) | 11 7/8 | 1 |
| RL08289 | Wire brush for 1 1/8" ANSI hole (1" rod or #8 rebar) | 11 7/8 | 1 |
| RL08290 | Wire brush for 1 3/8" ANSI hole (1 1/4" rod or #9 rebar) | 11 7/8 | 1 |
| RL08291 | Wire brush for 1 1/2" ANSI hole (#10 rebar) | 11 7/8 | 1 |
| RL08283 | SDS-plus adapter for steel brushes | | 1 |
| RL08296 | Standard drill adapter for steel brushes (e.g. Jacobs Chuck) | | 1 |
| RL08282 | Steel brush extension, 12" | | 1 |
| RL08280 | Hand pump/dust blower (25 fl. oz. cylinder volume) | | 1 |

POWERS FASTENERS

Nylon Nailin® Plastic Drive Pin Type Anchor



- Base material: Concrete, block, brick
- Anchor material: Engineered nylon with carbon or stainless steel drive pin
- The Nylon Nailin® is a pin drive anchor with a body formed from engineered nylon and nails available in carbon and stainless steel
- The anchor can be used in concrete, block, or brick, this anchor is not recommended for applications overhead

| Item # | Size (in.) | Drill Diam. (in.) | Std. Box |
|--------|------------|-------------------|----------|
|--------|------------|-------------------|----------|

Round Head Nylon Nailin®-Carbon Steel Nail

| | | | |
|--------|-------------|-----|-----|
| RL2542 | 1/4 x 1 1/2 | 1/4 | 100 |
| RL2562 | 1/4 x 2 | 1/4 | 100 |

Mushroom Head Nylon Nailin®-Carbon Steel Nail

| | | | |
|--------|-------------|------|-----|
| RL2433 | 3/16 x 1 | 3/16 | 100 |
| RL2513 | 1/4 x 3/4 | 1/4 | 100 |
| RL2523 | 1/4 x 1 | 1/4 | 100 |
| RL2543 | 1/4 x 1 1/2 | 1/4 | 100 |
| RL2563 | 1/4 x 2 | 1/4 | 100 |
| RL2573 | 1/4 x 3 | 1/4 | 100 |
| RL2583 | 1/4 x 4 | 1/4 | 100 |



POWERS FASTENERS

Zamac Hammer-Screw Anchors

Mushroom Head

Zamac Hammer-Screw®



The Zamac Hammer-Screw® is a unique, one-step drive anchor featuring a Phillips type head and a screw thread for use in concrete, block, brick or stone. With a body formed from corrosion resistant Zamac alloy and a carbon drive screw, this anchor has been developed by Powers as an improvement over standard nailin anchors. Traditionally, Zamac Nailin® anchors have been used for light duty, non-engineered applications and have not been recommended for use overhead. In order to overcome these problems, the new Zamac Hammer-Screw® has been designed to provide a removable anchor with 40% higher tension load capacities when installed in concrete. The Zamac Hammer-Screw® can be used overhead provided it is part of an engineered system designed by an engineer who will take the proper design considerations and safety factors into account.

- Mushroom head with No. 2 Phillips type screw
- Base material: Concrete, block, brick, stone
- Anchor material: Zamac alloy with carbon or stainless steel drive screw
- Drill Dia.: 1/4"

| Item # | Size (in.) | Std. Box | UoM |
|--------|-------------|----------|-----|
| RL2839 | 1/4 x 3/4 | 100 | Ea |
| RL2840 | 1/4 x 1 | 100 | Ea |
| RL2842 | 1/4 x 1 1/4 | 100 | Ea |
| RL2844 | 1/4 x 1 1/2 | 100 | Ea |
| RL2846 | 1/4 x 2 | 100 | Ea |
| RL2848 | 1/4 x 2 1/4 | 100 | Ea |
| RL2850 | 1/4 x 3 | 100 | Ea |
| RL2939 | 1/4 x 3/4 | 1000 | Ea |
| RL2940 | 1/4 x 1 | 1000 | Ea |
| RL2942 | 1/4 x 1 1/4 | 1000 | Ea |
| RL2944 | 1/4 x 1 1/2 | 1000 | Ea |
| RL2946 | 1/4 x 2 | 1000 | Ea |
| RL2948 | 1/4 x 2 1/4 | 1000 | Ea |

POWERS FASTENERS

Pipe Spike® Setting Tool



- While the Spike® anchor can easily be installed using a hammer, a specially designed series of drivers and manual tools provide a fast, easy to use method for installing Spike® anchors into concrete and masonry materials
- The tools allow Spike® anchors to be installed in confined areas and prevent damage to the fixture from stray hammer blows
- TIP O.D.: 5/16"

Item #

RL3760

POWERS FASTENERS

Spike® Anchor Spike®



- Base material: Concrete, block, brick, stone
- The Spike® anchor is a patented, one-piece, tamper-proof vibration resistant anchor for use in concrete, block, brick or stone
- The Spike® anchor is formed with an "s" shaped configuration at the working end of the anchor to create an expansion mechanism
- Since the anchor is pre-expanded, there is no secondary tightening operation required which greatly reduces the overall cost of an anchor installation

| Item # | Head Size (in.) | Drill Dia. (in.) | Min. Embed. (in.) | Tie-Wire Hole Size | Std. Box |
|--------|-----------------|------------------|-------------------|--------------------|----------|
|--------|-----------------|------------------|-------------------|--------------------|----------|

Pipe Spike®

| | | | | | |
|--------|-----|------|-------|--|-----|
| RL3755 | 1/4 | 3/16 | 1 1/4 | | 100 |
| RL3758 | 3/8 | 1/4 | 1 3/4 | | 100 |

Tie-Wire Spike®

| | | | | | |
|--------|------|-------|------|-----|--|
| RL3756 | 3/16 | 1 1/4 | 3/16 | 100 | |
| RL3759 | 1/4 | 1 1/4 | 9/32 | 100 | |

Forming Spike®

| | | | | | |
|--------|--------------|------|-------|--|-----|
| RL3795 | 3/16 x 1 1/2 | 3/16 | 1 1/4 | | 100 |
| RL3794 | 1/4 x 2 3/4 | 1/4 | 1 1/4 | | 100 |

POWERS FASTENERS

Spike® Anchor Mushroom Head Spike®



- Base material: Concrete, block, brick, stone
- Anchor material: Grade 8.2 carbon steel
- The Spike® anchor is a patented, one-piece, tamper-proof vibration resistant anchor for use in concrete, block, brick or stone
- The Spike® anchor is formed with an "s" shaped configuration at the working end of the anchor to create an expansion mechanism
- Since the anchor is pre-expanded, there is no secondary tightening operation required which greatly reduces the overall cost of an anchor installation

| Item # | Size (in.) | Drill Dia. (in.) | Min. Embed. (in.) | Std. Box |
|--------|------------|------------------|-------------------|----------|
|--------|------------|------------------|-------------------|----------|

| | | | | |
|--------|-------------|-----|-------|-----|
| RL5522 | 1/4 x 1 | 1/4 | 7/8 | 100 |
| RL5523 | 1/4 x 1 1/4 | 1/4 | 1 | 100 |
| RL5524 | 1/4 x 1 1/2 | 1/4 | 1 1/4 | 100 |
| RL5526 | 1/4 x 2 | 1/4 | 1 1/4 | 100 |
| RL5528 | 1/4 x 2 1/2 | 1/4 | 1 1/4 | 100 |
| RL5530 | 1/4 x 3 | 1/4 | 1 1/4 | 100 |
| RL5531 | 1/4 x 3 1/2 | 1/4 | 1 1/4 | 100 |
| RL5532 | 1/4 x 4 | 1/4 | 1 1/4 | 100 |



POWERS FASTENERS
**Split Drive Type
Anchors**
**Carbon Steel
Drive®**



- Base material: Concrete, stone
- The Drive® is a one piece tamper-proof, pre-expanded anchor available in carbon steel for use in concrete and stone
- Tie-Wire Drive® anchors are used for suspended ceiling applications
- The flat head (counter-sunk) style is particularly suited for wood-to-concrete anchoring
- The round head style is for all other applications requiring fast, permanent installations

| Item # | Size (in.) | Drill Dia. (in.) | Min. Depth (in.) | Std. Box |
|--------|-------------|------------------|------------------|----------|
| RL3631 | 3/8 x 2 1/2 | 3/8 | 1 7/8 | 25 |
| RL3691 | 3/8 x 3 1/2 | 3/8 | 1 7/8 | 25 |
| RL3272 | 1/4 x 2 | 1/4 | 1 1/8 | 100 |
| RL3302 | 1/4 x 2 1/2 | 1/4 | 1 1/8 | 100 |
| RL3332 | 1/4 x 3 | 1/4 | 1 1/8 | 100 |
| RL3362 | 1/4 x 3 1/2 | 1/4 | 1 1/8 | 100 |
| RL3392 | 1/4 x 4 | 1/4 | 1 1/8 | 100 |

POWERS FASTENERS
Toggle Bolt



- The Toggle Bolt is a spring wing type hollow wall anchor designed for use in block, wallboard and other hollow base materials; the Toggle Bolt is a two-part assembly consisting of a machine screw and a spring wing toggle
- The Toggle wing is a permanently pre-assembled unit consisting of four parts: two precision-stamped steel wings attached to a threaded trunnion nut and a pre-stressed high-tensile coil spring
- As the anchor is tightened, the wing configuration is designed to sit flat against the underside of the wall, providing even distribution of loading to prevent pull-through

| Item # | Size (in.) | Drill Dia. (in.) |
|--------|------------|------------------|
| RL4131 | 3/16x3 | 1/2 |
| RL4141 | 3/16x4 | 1/2 |
| RL4231 | 1/4x3 | 5/8 |
| RL4241 | 1/4x4 | 5/8 |
| RL4441 | 3/8x4 | 7/8 |

POWERS FASTENERS
Strap-Toggle™
Hollow Wall Anchor



- The Strap-Toggle™ is a pre-assembled anchor consisting of a carbon steel wing and a locking cap/ratchet leg assembly molded from engineered plastic
- When compared to traditional toggles, this unique anchor can be installed through a smaller hole and does not require a fixture or screw to set in the base material

| Item # | Size (in.) | Drill Dia. (in.) | Std. Box |
|--------|------------|------------------|----------|
| RL4054 | 1/4 x 4 | 1/2 | 50 |
| RL4056 | 3/8 x 4 | 3/4 | 25 |

POWERS FASTENERS
Anchor Fasteners

Plastic Bantam Plug

Plastic anchor designed for use with lightweight fixtures using a sheet metal or wood screw. A flange formed at the top end of the anchor body allows it to be used in hollow base materials of concrete, block, brick and wallboard. It should not be used overhead. Priced per hundred and sold in full box quantities only.



Size: 10-12 x 1", Drill Dia: 1/4", Min. depth: 1"

- Use in concrete, block, brick, wallboard
- Use with sheet metal or wood screw
- Made of corrosion-resistant plastic
- Layout or hole spotting required
- Light duty
- Collar for hollow material
- Available in kits, includes 100 plugs and slotted/Phillips sheet metal screws, and one Rawl rotary carbide drill bit
- Screw length is equal to work thickness plus anchor length

| Item # | Size (in.) | Drill Dia. (in.) | Min. Dpth. (in.) |
|--------|--------------|------------------|------------------|
| RL7559 | #6-8x3/4 | 3/16 | 3/4 |
| RL7569 | #8-10x7/8 | 3/16 | 7/8 |
| RL7579 | #10-12x1 | 1/4 | 1 |
| RL7589 | #14-16x1 1/2 | 5/16 | 1 1/2 |

POWERS FASTENERS
Wallboard Anchor
Zip-It®



- The Zip-It® anchor is a one piece self drilling anchor designed for use in hollow gypsum wallboard for light duty loads, it is available in both engineered nylon and Zamac alloy for use with No. 8 screws in 3/8" to 1" wallboard
- During installation, the unique drill tip of the Zip-It® uses four offset blades to ensure fast and true cutting
- Two blades are cutting blades and the other two are guide blades that stabilize the anchor for speed and accuracy during installation
- The holding capacity of the anchor is achieved through a unique thread design
- Thin, knife-like threads have an oversized outer diameter that cuts deeply and cleanly into the wallboard to spread the load over a large bearing area while the tapered root of the threaded section compacts the wall material around the anchor to further increase the load capacity
- Once fully seated, the collar of the Zip-it® sets flush to the surface of the wallboard
- Standard box: 100

| Item # | Desc. | Type |
|---------|--------------------------------|-------|
| RL2345 | Standard Box, No Screws | Nylon |
| RL2346Z | Standard Box, No Screws | Zinc |
| RL2349 | Standard Box No. 8 x 1" screws | Zinc |



POWERS FASTENERS
Wallboard Anchors
*Engineered Nylon or
Zamac Alloy
Zip-It®*



- Base Material: Wallboard
- The Zip-It® anchor is a one piece self drilling anchor designed for use in hollow gypsum wallboard for light duty loads
- It is available in both engineered nylon and zamac alloy for use with either No. 6 or No. 8 screws in 3/8" to 1" wallboard
- The Zip-It® Jr. is formed from engineered nylon for use with No. 6 screws in 3/8" to 5/8" wallboard
- Std. Box: 100

| Item # | Wall Thickness (in.) | Desc. |
|--------|----------------------|-----------------------------|
| RL2348 | 3/8 to 1 | Std. box, No. 8 x 1" screws |



BUILDEX
Sammys® Sidewinder™
For Wood

Horizontal Applications
Sammys®



- Installs horizontally into the side of wood structures easily and quickly
- Use #14 SW Red Nut Driver # 8114910
- No pre-drilling required
- Sammys for Seismic:
- Part number 8021957 meets UL Standard 203A for branch/end of line restraint using 3/8" or 1/2" all thread

| Item # | Model | Size (in.) | Rod Size (in.) | Ultimate Pullout (lbs.) |
|-------------|------------|------------|----------------|-------------------------|
| RABX8019957 | SWG 200 | 1/4x2 | 1/4 | 1725 (FIR) |
| RABX8020957 | SWG 10 | 1/4x1 | 3/8 | 622 (FIR) |
| RABX8021957 | SWG 20 | 1/4x2 | 3/8 | 1725 (FIR) |
| RABX8073925 | SWG 20-SS | 1/4x2 | 3/8 | 1725 (FIR) |
| RABX8022925 | SWG 25-380 | 3/8x2 1/2 | 3/8 | 2249 (FIR) |
| RABX8023925 | SWG 30 | 1/4x3 | 3/8 | 1884 (FIR) |

BUILDEX
Sammys® For Wood
Vertical Application
Sammys®



- No pre-drilling required
- Quick to install using the Sammy Nut Driver with a cordless drill/driver
- Saves time from traditional methods
- Reduces installation costs
- 1/4"-3/8" use #14 Black Nut Driver #8113910, 1/2" use #14 SW Red Nut Driver # 8114910
- Made in the USA

| Item # | Model | Size (in.) | Rod Size (in.) | Ultimate Pullout (lbs.) |
|-------------|-------------|-------------|----------------|---------------------------------|
| RABX8002957 | GST 100 | 1/4 X 1 | 1/4 | 210 (7/16 OSB) 670 (3/4 PLY) |
| RABX5003957 | GST 200 | 1/4 X 2 | 1/4 | 1760 (FIR) |
| RABX8004957 | GST 300 | 1/4 X 3 | 1/4 | 2060 (FIR) |
| RABX8007957 | GST 10 | 1/4 X 1 | 3/8 | 210 (7/16 OSB) 670 (3/4 PLY) |
| RABX8008957 | GST 20 | 1/4 X 2 | 3/8 | 1760 (FIR) |
| RABX8008925 | GST 20-SS | 1/4 X 2 | 3/8 | 1760 (FIR) |
| RABX8009925 | GST 25-380 | 3/8 X 2 1/2 | 3/8 | 2113 (FIR) |
| RABX8010957 | GST 30 | 1/4 X 3 | 3/8 | 2060 (FIR) |
| RABX8069925 | GST 30-SS | 1/4 X 3 | 3/8 | 2060 (FIR) |
| RABX8011925 | GST 40 | 1/4 X 4 | 3/8 | 2180 (FIR) |
| RABX8013925 | GST 2 | 1/4 X 2 | 1/2 | 1760 (FIR) |
| RABX8014925 | GST 2.5-380 | 3/8 X 2 1/2 | 1/2 | 2113 (FIR) |
| RABX8015925 | GST 3 | 1/4 X 3 | 1/2 | 2275 (FIR) |

BUILDEX
Sammys® Swivel Head™ For Wood
Swivel Application
Sammys®



- Eliminates distortion of threaded rod
- Accommodates up to 3-1/2" x 12 pitch roof
- Allows 17° deflection from vertical
- Saves time from traditional methods
- Reduces installation costs
- 3/8" use #14 Black Nut Driver #8113910, 1/2" use #14 SH Orange Nut Driver # 8273910
- Made in the USA

| Item # | Model | Size (in.) | Rod Size (in.) | Ultimate Pullout (lbs.) |
|-------------|----------------|--------------|----------------|---|
| RABX8139957 | SH-GST 20 | 1/4 X 2 | 3/8 | 1257 (FIR) |
| RABX8141957 | SH-GST 30 | 1/4 X 3 | 3/8 | 1720 (FIR) |
| RABX8269957 | SH-GST/CST 20 | 5/16 X 1 3/4 | 3/8 | 1903 Dim. Lumber 1406 @ 45° Off Vertical Dim. Lumber |
| RABX8303957 | SH-GST/CST 2.0 | 5/16 X 1 3/4 | 1/2 | 903 Dim. Lumber 1406 @ 45° Off Vertical Dim. Lumber |



BUILDEX
Sammys® For Steel
Vertical Application
Sammys®



- Made with Tek® self-drilling fasteners - no pre-drilling required
- Installs into steel range from 20 gauge – 1/2" thicknesses
- Saves time from traditional methods
- Reduces installation costs
- Quick to install using the Sammys® Nut Driver with a cordless drill/driver
- A standard screwgun with a depth sensitive nosepiece should be used to install Tek®; for optimal fastener performance, the screwgun should be a minimum of 6 amps and have an RPM range of 0-2500
- 1/4"-3/8" use #14 Black Nut Driver #8113910, 1/2" use #14 SW Red Nut Driver #8114910
- Made in the USA

| Item # | Model | Size | Rod Size (in.) | Ultimate Pullout (lbs.) |
|-------------|-------------|------------------------|----------------|----------------------------|
| RABX8024957 | DSTR 100* | 1/4-20 X 1 TEKS 3 | 1/4 | 1510 (20GA.) |
| RABX8025957 | DST 100 | 1/4-14 X 1 TEKS 3 | 1/4 | 446 (20GA.) |
| RABX8026957 | DST 150 | 1/4-14 X 1 1/2 TEKS 3 | 1/4 | 970 (16GA.) |
| RABX8027957 | DST 200 | 1/4-14 X 2 TEKS 3 | 1/4 | 446 (20GA.) |
| RABX8030957 | TEK 500 | 12-24 X 1 1/2 TEKS 5 | 1/4 | 3125 (3/16") |
| RABX8038957 | DSTR 1* | 1/4-20 X 1 TEKS 3 | 3/8 | 1510 (20GA.) |
| RABX8037957 | DSTR 1 1/2* | 12-24 X 1 1/2 TEKS 5 | 3/8 | 1510 (3/16") |
| RABX8039957 | DSTR 516* | 5/16-18 X 1 1/4 | 3/8 | 2200 (20GA.) |
| RABX8040957 | DST 10 | 1/4-14 X 1 TEKS 3 | 3/8 | 446 (20GA.) 970 (16GA.) |
| RABX8077925 | DST10-SS | 1/4-14 X 1 TEKS 3 | 3/8 | 446 (20GA.) 970 (16GA.) |
| RABX8041957 | DST 15 | 1/4-14 X 1 1/2 TEKS 3 | 3/8 | 446 (20GA.) 970 (16GA.) |
| RABX8078925 | DST 15-SS | 1/4-14 X 1 1/2 TEKS 3 | 3/8 | 446 (20GA.) 970 (16GA.) |
| RABX8042957 | DST 20 | 1/4-14 X 2 TEKS 3 | 3/8 | 446 (20GA.) 970 (16GA.) |
| RABX8043957 | DST 25 | 1/4-14 X 2 1/2 TEKS 3 | 3/8 | 446 (20GA.) 970 (16GA.) |
| RABX8044957 | DST 30 | 1/4-14 X 3 TEKS 3 | 3/8 | 446 (20GA.) 970 (16GA.) |
| RABX8045957 | DST 516 | 5/16-18 X 1 1/4 TEKS 3 | 3/8 | 1500 (3/16") |
| RABX8046957 | TEK 50 | 12-24 X 1 1/2 TEKS 5 | 3/8 | 3125 (3/16") |
| RABX8031925 | DST 2.0 | 1/4-14 X 2 TEKS 3 | 1/2 | 446 (20GA.) 970 (16GA.) |
| RABX8033925 | DSTR 1.0* | 1/4-20 X 1 TEKS 3 | 1/2 | 1510 (20GA.) |

| Item # | Model | Size | Rod Size (in.) | Ultimate Pullout (lbs.) |
|-------------|------------|------------------------|----------------|-------------------------|
| RABX8034925 | DSTR 5.16* | 5/16-18 X 1 1/4 TEKS 3 | 1/2 | 2200 (20GA.) |
| RABX8035925 | DST 5.16 | 5/16-18 X 1 1/4 TEKS 3 | 1/2 | 1500 (3/16") |
| RABX8036925 | TEK 5.0 | 12-24 X 1 1/2 TEKS 5 | 1/2 | 3125 (3/16") |

* Includes Retaining Nut

BUILDEX
Sammys®

Sidewinder™ For Steel
Horizontal Application
Sammys®



- Made with Tek® self-drilling fasteners - no pre-drilling required
- Installs into steel range from 20 gauge – 1/2" thicknesses
- A standard screwgun with a depth sensitive nosepiece should be used to install Tek®; for optimal fastener performance, the screwgun should be a minimum of 6 amps and have an RPM range of 0-2500
- Saves time from traditional methods
- Reduces installation costs
- Quick to install using the Sammys Nut Driver with a cordless drill/driver
- Use #14 SW Red Nut Driver #8114910
- Sammys for Seismic
- Part numbers 8054957 and 8056957 meet UL Standard 203A for branch/end of line restraint using 3/8" or 1/2" all thread
- Made in the USA

| Item # | Model | Size | Rod Size (in.) | Ultimate Pullout (lbs.) |
|-------------|-------------|------------------------|----------------|-------------------------|
| RABX8047957 | SWD 100 | 1/4-14 X 1 TEKS 3 | 1/4 | 1477 (16GA.) |
| RABX8049957 | SWDR 100* | 1/4-14 X 1 TEKS 3 | 1/4 | 1900 (20GA.) |
| RABX8050957 | SWD 10 | 1/4-14 X 1 TEKS 3 | 3/8 | 1477 (16GA.) |
| RABX8080925 | SWD 10-SS | 1/4-14 X 1 TEKS 3 | 3/8 | 1477 (16GA.) |
| RABX8051957 | SWD 15 | 1/4-14 X 1 1/2 TEKS 3 | 3/8 | 1477 (16GA.) |
| RABX8052957 | SWD 20 | 1/4-14 X 2 TEKS 3 | 3/8 | 1477 (16GA.) |
| RABX8053957 | SWD 516 | 5/16-48 X 1 1/4 TEKS 3 | 3/8 | 2480 (20GA.) |
| RABX8055957 | SWDR 1* | 1/4-20 X 1 TEKS 3 | 3/8 | 1900 (20GA.) |
| RABX8054957 | SWDR 1 1/2* | 12-24 X 1 1/2 TEKS 5 | 3/8 | 2375 (3/16") |
| RABX8056957 | SWDR 516* | 5/16-18 X 1 1/4 TEKS 3 | 3/8 | 2480 (20ga.) |
| RABX8057957 | SWT 15 | 12-24 X 1 1/2 TEKS 5 | 3/8 | 2375 (3/16") |

* Includes Retaining Nut



BUILDDEX
Sammys® Swivel Head™
For Structural Steel and Bar Joist
Swivel Applications
Sammys®



- Eliminates distortion of threaded rod in sloped roof applications
- Accommodates 3-1/2 x 12 pitch
- Installs into angled z-purlin; allows threaded rod to hang plumb
- Allows 17° deflection from vertical
- 3/8" use #14 Black Nut Driver #8113910, 1/2" use #14 SH Orange Nut Driver # 8273910
- Sammys for Seismic:
- Part number 8270957 meets UL Standard 203A for branch/end of line restraint using 3/8" or 1/2" all thread
- Made in the USA

| Item # | Model | Size (in.) | Rod Size (in.) | Ultimate Pullout (lbs.) |
|-------------|------------|----------------------|----------------|--|
| RABX8137957 | SH-DSTR 1* | 1/4-20 X 1 TEKS 3 | 3/8 | 3220 (3/16") |
| RABX8268957 | SH-TEK 50 | 12-24 X 1 3/4 TEKS 5 | 3/8 | 2368 (1/2" Steel Vertical) 1306 (45° Off Vertical) 2281 (3/16" HSS) 1585 (3/16" HSS 45° Off Vertical) |
| RABX8270957 | SH-TEK 5.0 | 12-24 X 1 3/4 TEKS 5 | 1/2 | 2368 (1/2" Steel Vertical) 1306 (45° Off Vertical) 2281 (3/16" HSS) 1585 (3/16" HSS 45° Off Vertical) |

*** DOES Not Comply With ROHS Requirements / Includes Retaining Nut**

BUILDDEX
Sammys® X-Press®
Vertical Application
Sammys®



- The Sammys® X-Press™ expands to provide direct vertical attachment in light gauge steel deck or purlin, (22 ga. - 1/8")
- Installs in seconds with Sammys® X-Press It™ Tool, saving time & installation costs
- Use in applications where access to the back of the installed fastener is prohibited: metal roof deck, tubular steel, or vapor barrier fabric
- Less jobsite material needed
- No retaining nut required
- Provides design flexibility
- Made in the USA


| Item # | Model | Rod Size (in.) | Application | Ultimate Pullout (lbs.) |
|-------------|--------|----------------|---|-------------------------|
| RABX8181922 | XP 200 | 1/4 | Metal Deck | 1146 (22GA.) |
| RABX8150922 | XP 20 | 3/8 | Metal Deck | 1146 (22GA.) |
| RABX8153922 | XP 35 | 3/8 | Purlin | 1783 (16GA.) |
| RABX8150922 | XP 20 | 3/8 | Metal Deck (Pre-Pour) Metal Deck (Post-Pour) | 1146 (22GA.) |

BUILDDEX
Sammys® X-Press Swivel™
Swivel Application
Sammys®



- The X-Press Swivel™ allows you to hang plumb in extreme roof pitches: 89° in z-purlin, 45° in metal deck for 12/12 pitch
- Installs in seconds with Sammys® X-Press It™ Tool, saving time & installation costs
- Use in applications where access to the back of the installed fastener is prohibited: metal roof deck, tubular steel, or vapor barrier fabric
- Sammys for Seismic:
- Part numbers 8295922, 8272957 and 8271957 meet UL Standard 203A for branch/end of line restraint using 3/8" or 1/2" all thread

| Item # | Model | Rod Size(in) | Application | Ultimate Pullout (lbs.) |
|-------------|---------|--------------|-------------|---|
| RABX8294922 | SXP 20 | 3/8 | Metal Deck | 1061 (22 GA. Vert) 829 (45° Off Vert) |
| RABX8295922 | SXP 35 | 3/8 | Purlin | 1675 (16 GA. Vert) 1558 (89° Off Vert) |
| RABX8272957 | SXP 2.0 | 1/2 | Metal Deck | 1061 (22 GA. Vert) 829 (45° Off Vert) |
| RABX8271957 | SXP 3.5 | 1/2 | Purlin | 1675 (16 GA. Vert) 1558 (89° Off Vert) |



BUILDEX
**Sammys® X-Press
Sidewinder™**
**Horizontal Application
Sammys®**



- The Sidewinder X-Press Sidewinder™ expands to provide horizontal attachment in: 16 ga - 3/16" steel - purlin, tubular steel
- Installs in seconds with Sammys® X-Press It® Tool, saving time & installation costs
- Use in applications where access to the back of the installed fastener is prohibited; metal roof deck, tubular steel, or vapor barrier fabric
- Sammys for Seismic:
- Meets UL Standard 203A for branch/end of line restraint using 3/8" or 1/2" all thread

| Item # | Model | Rod Size (in.) | Application | Ultimate Pullout (lbs.) |
|-------------|---------|----------------|-------------|-------------------------|
| RABX8293957 | SWXP 35 | 3/8 | Purlin | 1798 (16 GA.) |

BUILDEX
Sammys® X-Press It™
**Install Tool
Sammys®**



- The Sammy® X-Press™ expands to provide direct vertical attachment in: metal deck (22-16 gauge), z-purlin (18-16 gauge)
- Made in the USA

| Item # | Model | Desc. |
|-------------|-------|---------------------------|
| RABX8194910 | UXPIT | Universal X-Press It Tool |
| RABX8152910 | XPDB | 25/64" Drill Bit |

BUILDEX
Sammys® For Concrete
**Vertical Application
Sammys®**



- Easy two step process (Drill hole & drive Sammys® concrete anchor)
- 1/4" pre-drilled pilot hole required
- Concrete Installation Tool available for a one tool installation process
- 1/4"-3/8" use #14 Black Nut Driver #8113910, 1/2" use #14 SW Red Nut Driver # 8114910
- Made in the US

| Item # | Model | Size (in.) | Rod Size (in.) | Ultimate Pullout (lbs.) |
|-------------|-----------|-------------|----------------|-------------------------|
| RABX8058957 | CST 200 | 5/16x1 3/4 | 1/4 | 2400 |
| RABX8059957 | CST 20 | 5/16x1 3/4" | 3/8 | 2400 |
| RABX8145925 | CST 20-SS | 5/16x1 3/4 | 3/8 | 2400 |
| RABX8060925 | CST 2 | 5/16x1 3/4 | 1/2 | 2400 |

BUILDEX
Sidewinder® For Concrete
**Horizontal Application
Sammys®**



- Easy two step process (Drill hole & drive Sammys concrete anchor)
- 1/4" pre-drilled pilot hole required
- Concrete Installation Tool available for a one tool installation process
- Use #14 SW Red Nut Driver # 8114910
- Sammys for Seismic:
- Part number 8061957 meets UL Standard 203A for branch/end of line restraint using 3/8" or 1/2" all thread
- Made in the USA

| Item # | Model | Size (in.) | Rod Size (in.) | Ultimate Pullout (lbs.) |
|-------------|---------|------------|----------------|-------------------------|
| RABX8062957 | SWC 200 | 5/16x1 3/4 | 1/4 | 2450 |
| RABX8061957 | SWC 20 | 5/16x1 3/4 | 3/8 | 2450 |

BUILDEX
Sammys® Swivel Head™ For Concrete
**Swivel Application
Sammys®**



- Installs vertically and swivels up to 89° in wood & concrete structures
- Eliminates distortion of threaded rod
- 1/4" pre-drilled pilot hole required
- Concrete installation tool available for a one piece installation process
- Use #14 SH Orange Nut Driver # 8273910
- Made in the USA

| Item # | Model | Size (in.) | Rod Size (in.) | Ultimate Pullout (lbs.) |
|-------------|----------------|--------------|----------------|---|
| RABX8269957 | SH-GST/CST 20 | 5/16 X 1 3/4 | 3/8 | 2537 IN 3000 PSI Concrete 1459 @ 45° Off Vertical IN 3000 PSI Concrete 2852 IN 6000 PSI Concrete 1636 @ 45° Off Vertical IN 6000 PSI Concrete |
| RABX8303957 | SH-GST/CST 2.0 | 5/16 X 1 3/4 | 1/2 | 2537 IN 3000 PSI Concrete 1459 @ 45° Off Vertical IN 3000 PSI Concrete 2852 IN 6000 PSI Concrete 1636 @ 45° Off Vertical IN 6000 PSI Concrete |

BUILDEX

Sammys® For Cracked Concrete Sammys®

- Self-tapping screw anchor for cracked concrete, seismic and standard applications
- Patented Advanced Threadform Technology reduces installation torque and increases pullout performance
- Vertical anchor complies with:
- ICC-ESR-2202, Cracked Concrete/Seismic
- 2012, 2009 International Building Code (IBC)
- 2012, 2009 International Residential Code (IRC)
- Uniform Building Code
- City of Los Angeles (COLA)* pending
- Vertical anchor use #14 Black Nut Driver #8113910, Horizontal anchor use #14 Red Nut Driver #8114910, Swivel anchor use #14 SH Orange Nut Driver # 8273910



| Item # | Model | Application | Size (in.) | Rod Size (in.) | Ultimate Pullout (lbs.) |
|-------------|-------------|-------------|-----------------|----------------|-------------------------|
| RABX8306957 | CCST 516 | Vertical | 5/16-14 x 2 1/2 | 3/8 | 857 |
| RABX8307957 | SW-CCST 516 | Horizontal | 5/16-14 x 2 1/2 | 3/8 | 857 |
| RABX8308957 | SH-CCST 516 | Swivel | 5/16-14 x 2 1/2 | 3/8 | 857 |

BUILDEX **Concrete/Wood Installation Kit** Sammys®

- Includes: (1 each) #14 Black Nut Driver, #14 SW Red Nut Driver, #250 Bit (1/4"), SDS Bit (1/4"), 7/32 Wood Bit, HEX 250 Bit Receiver (1/4") and SL 250 Sleeve



| Item # | Desc. |
|-------------|------------------------------|
| RABX8122910 | Concrete Installation Kit |
| RABX8121910 | SDS B250 Bit Receiver (1/4") |

BUILDEX **Speedy Pole Tool™** Sammys®

- Ideal for retrofit and hard-to-reach projects in wood and steel
- Hang it high from down low

| Item # | Length (ft.) |
|-------------|--------------|
| RABX8123910 | 6 |
| RABX8124910 | 12 |
| RABX8125910 | 18 |
| RABX8126910 | 24 |



BUILDEX **#14 Nut Driver** Sammys®

| Item # | Color |
|-------------|--------|
| RABX8113910 | Black |
| RABX8114910 | Red |
| RABX8273910 | Orange |



BUILDEX **Speedy Pole Tool™** Socket Kit Sammys®

- Used with Sammys® Speedy Pole Tools™
- 8129910 includes: (1 of each) Adaptor Plug, Socket Driver for Sammys®, Socket Driver for Ceiling Wire Screws, Socket Driver for 1/4" Standard Nut Drivers, Stuf Plug for Viper or Ladd Powder Actuated Attachment



| Item # | Desc. |
|-------------|---|
| RABX8127910 | Sammys® Socket Driver |
| RABX8128910 | Ceiling Wire Socket Driver for Wire and Chain |
| RABX8129910 | Universal Pole Tool Socket Kit |


BUILDEX **Toggle for Drywall or Concrete** Sammys®



Installation Instructions:

1. Pre-drill a 5/8" hole with a regular drill or hole saw
2. Insert SST screw into #14 Black Nut Driver # 8113910 with wing nut and washer on bolt, insert wing nut through surface, and begin installation
3. When bolt is secure and nut driver spins free, stop drill motor and remove
4. SST screw is now ready to receive 1/4", 3/8", or Metric all thread rod or bolt stock

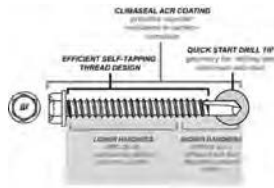
| Item # | Model | Size (in.) | Rod Size (in.) | Ultimate Pullout (lbs.) |
|-------------|---------|------------|----------------|--|
| RABX8063925 | SST 300 | 1/4x3 | 1/4 | 450 (Lath & Plaster) 404 (2 Layers 5/8" Rock) |
| RABX8064925 | SST 30 | 1/4x3 | 3/8 | 450 (Lath & Plaster) 404 (2 Layers 5/8" Rock) |



BUILD EX Teks® Select™ Fasteners

Selectively hardened self-drilling fasteners for attaching similar or dissimilar metals with Grade 5 performance.

- Grade 5 Performance: Designed to attach similar or dissimilar metals, Tek Select™ fasteners have strength and ductility performance similar to Grade 5 Bolts; these characteristics in the fasteners load-bearing area improve



resistance to shear failure due to wind and other loads requiring mechanical flex (ductility)

- Twice as Fast As Nuts And Bolts: Installs in half the time required for nuts and bolts; replaces four installation steps with one
- Selective Hardening: The drill point and lead threads are hard (HRC 52) enough to drill through steel; the load-bearing area remains soft (HRC 28-34) enough to remain ductile and resist hydrogen assisted stress cracking
- Climaseal ACR: Climaseal Advanced Corrosion Resistance coating enables Tek Select™ to out perform other selectively hardened fasteners in a 5% neutral salt spray
- Quick Start Drill Point And Efficient Self-Tapping Thread Design: These features combine to enable Tek Select™ to drill and tap up to 40% faster than other selectively hardened, drilling and tapping fasteners
- These features also enable Tek Select™ to drill and tap with fewer stalls than other selectively hardened fasteners

| Item # | Desc. | Head Style | Drill Point | Drilling Cap. (in.) | Max Load Bearing Area (in.) | Installation Tool |
|-------------|------------|------------|-------------|------------------------|--------------------------------|--------------------------------------|
| RABX1076000 | 10-16X¾" | HWH | 3 | .150 | .500 | 5/16" Driv-Tru™ Socket (P/N 1513910) |
| RABX1112000 | 12-14X7/8" | HWH | 3 | .187 | .470 | 5/16" Driv-Tru™ Socket (P/N 1513910) |
| RABX1080000 | 12-14X1" | HWH | 3 | .187 | .500 | 5/16" Driv-Tru™ Socket (P/N 1513910) |
| RABX1132000 | 12-14X1" | UPFH** | 3 | .187 | .500 | #3 Phillips Bit |
| RABX1114000 | 12-14X1½" | HWH | 3 | .187 | 1.000 | 5/16" Driv-Tru™ Socket (P/N 1513910) |
| RABX1117000 | 12-14X2" | HWH | 3 | .187 | 1.500 | 5/16" Driv-Tru™ Socket (P/N 1513910) |
| RABX1119000 | ¼-14X1" | HWH | 3 | .210 | .450 | 3/8" Driv-Tru™ Socket (P/N 1574910) |
| RABX1121000 | ¼-14X1½" | HWH | 3 | .210 | .950 | 3/8" Driv-Tru™ Socket (P/N 1574910) |
| RABX1124000 | ¼-20X1½" | HWH | 4 | .210-.312 | .500 | 3/8" Driv-Tru™ Socket (P/N 1574910) |
| RABX1125000 | ¼-20X1½" | HWH | 4 | .210-.312 | .830 | 3/8" Driv-Tru™ Socket (P/N 1574910) |
| RABX1078000 | ¼-20X2" | HWH | 4 | .210-.312 | 1.330 | 3/8" Driv-Tru™ Socket (P/N 1574910) |
| RABX1126000 | ¼-20X2½" | HWH | 4 | .210-.312 | 1.830 | 3/8" Driv-Tru™ Socket (P/N 1574910) |

**Undercut Phillips Flat Head

BUILD EX

Teks® Self-Drilling Fasteners Light-Duty Steel-to-Steel Applications, Tek® 1 & Tek® 2

Applications:

- Stitch roof deck and wall panel sidelaps
- HVAC, electrical trim accessories to steel framing
- Residential steel frame construction
- Brick ties to steel framing
- Track to stud and stud splicing
- Hat channel to stud

Head Styles: Hex Washer Head, Oval Head, Pan Head, Hex Washer Head With Serrations



| Item # | Desc. | Head Style | Drill Point | Max. Material Attachments | Drill and Tap Capacity | Box Qty. |
|-------------|------------|------------|-------------|---------------------------|------------------------|----------|
| RABX1208200 | 6-20x3/8" | Pan | #2 | .100 | .036-.100 | 20,000 |
| RABX1563200 | 6-20x3/8" | HWH | #2 | | .036-.100 | 20,000 |
| RABX1527200 | 6-20x1/2" | Pan | #2 | | .036-.100 | 20,000 |
| RABX1210200 | 8-18x1/2" | Pan | #2 | .205 | .036-.100 | 10,000 |
| RABX1213200 | 8-18x3/4" | Pan | #2 | .455 | .036-.100 | 10,000 |
| RABX1218200 | 8-18x1" | Pan | #2 | .705 | .036-.100 | 8,000 |
| RABX1196200 | 8-18x1/2" | HWH | #2 | .205 | .036-.100 | 10,000 |
| RABX1199200 | 8-18x5/8" | HWH | #2 | .330 | .036-.100 | 10,000 |
| RABX1200200 | 8-18x3/4" | HWH | #2 | .455 | .036-.100 | 10,000 |
| RABX1202200 | 8-18x1" | HWH | #2 | .705 | .036-.100 | 8,000 |
| RABX1204200 | 8-18x1½" | HWH | #2 | 1.205 | .036-.100 | 4,000 |
| RABX1107053 | 10-16x3/4" | HWH | #1 | .220 | .018-.095 | 5,000 |
| RABX1109053 | 12-14x3/4" | HWH | #1 | .205 | .018-.095 | 4,000 |
| RABX1399053 | ¼-14x7/8" | HWH | #1 | .380 | .018-.095 | 5,000 |



BUILDDEX

Teks® Self-Drilling Fasteners

Medium-Duty Steel-to-Steel Applications, Teks® 3

Applications:

- Roof Deck, Duct Work, Accessories, Roof Clip to steel framing
- Wall panel to girt
- Retrofit framing
- Commercial overhead steel doors, hinges and latches

Head Styles: Hex Washer Head, Hex Washer Head With Serrations



| Item # | Desc. | Head Style | Drill Point | Drill and Tap Capacity | Max. Material Attachments | Box Qty. |
|-------------|---------------|------------|-------------|------------------------|---------------------------|----------|
| RABX1134000 | 12-14x3/4" | HWH | #3 | .036-.0210 | .270 | 5,000 |
| RABX1136000 | 12-14x1" | HWH | #3 | .036-.0210 | .520 | 4,000 |
| RABX1120000 | 12-14x1 1/4" | HWH | #3 | .036-.0210 | .550 | 4,000 |
| RABX1123000 | 12-14x1 1/2" | HWH | #3 | .036-.0210 | .800 | 2,500 |
| RABX1140000 | 12-14x2" | HWH | #3 | .036-.0210 | 1.450 | 2,000 |
| RABX1553000 | 12-14x2 1/2" | HWH | #3 | .036-.0210 | 1.950 | 1,000 |
| RABX1143000 | 12-14x3" | HWH | #3 | .036-.0210 | 2.450 | 1,000 |
| RABX1146000 | 12-14x4" | HWH | #3 | .036-.0210 | 3.450 | 500 |
| RABX1147000 | 1/4-14x3/4" | HWH | #3 | .036-.0210 | .210 | 3,000 |
| RABX1149000 | 1/4-14x1" | HWH | #3 | .036-.0210 | .400 | 2,500 |
| RABX1150000 | 1/4-14x1 1/4" | HWH | #3 | .036-.0210 | .650 | 2,000 |
| RABX1152000 | 1/4-14x1 1/2" | HWH | #3 | .036-.0210 | .900 | 2,000 |
| RABX1155000 | 1/4-14x2" | HWH | #3 | .036-.0210 | 1.400 | 1,500 |
| RABX1554000 | 1/4-14x2 1/2" | HWH | #3 | .036-.0210 | 1.900 | 1,000 |
| RABX1157000 | 1/4-14x3" | HWH | #3 | .036-.0210 | 2.400 | 1,000 |
| RABX1304000 | 1/4-14x4" | HWH | #3 | .036-.0210 | 3.400 | 500 |
| RABX1586000 | 1/4-14x3/4" | *HWH | #3 | .036-.0210 | .250 | 3,000 |
| RABX1587000 | 1/4-14x1" | *HWH | #3 | .036-.0210 | .500 | 2,500 |

*7/16 Across Flats HWH with serrations under head

BUILDDEX

Teks® Self-Drilling Fasteners

Heavy-Duty Steel-to-Steel Applications, Teks® 4 & Teks® 5

Applications:

- Metal Deck, Clips, Liner Panels, Accessories to structural steel or bar joist
- Longer length fasteners can be used in retrofit clip and sheet applications

Head Style: Hex Washer Head



| Item # | Desc. | Head Style | Drill Point | Drill and Tap Capacity | Max. Material Attachments | Box Qty. |
|-------------|--------------|------------|-------------|------------------------|---------------------------|----------|
| RABX1088000 | 12-24x7/8" | HWH | #4 | .125-.250 | .325 | 5,000 |
| RABX1414000 | 12-24x1 1/4" | HWH | #4.5 | .125-.375 | .575 | 4,000 |
| RABX1006000 | 12-24x1 1/4" | HWH | #5 | .125-.500 | .375 | 4,000 |
| RABX1070000 | 12-24x1 1/2" | HWH | #5 | .125-.500 | .625 | 2,500 |
| RABX1071000 | 12-24x1 1/2" | **HWH | #5 | .125-.500 | .625 | 2,000 |
| RABX1072000 | 12-24x2" | HWH | #5 | .125-.500 | 1.125 | 2,000 |
| RABX1074000 | 1/4-28x3" | *HWH | #5 | .125-.500 | 2.150 | 1,000 |
| RABX1075000 | 1/4-28x4" | *HWH | #5 | .125-.500 | 3.150 | 500 |
| RABX1641000 | 1/4-28x5" | HWH | #5 | .125-.500 | 4.150 | 250 |
| RABX1431000 | 1/4-28x6" | HWH | #5 | .125-.500 | 5.150 | 250 |
| RABX1590000 | 1/4-28x8" | HWH | #5 | .125-.500 | 7.150 | 150 |

* 5/16 Across Flats HWH, ** 3/8 Across Flats HWH



BUILDEX

Teks® Self-Drilling Fastener With Bonded Washer

Metal Roof and Wall Applications, Teks® 1, 2, 3, 4 & 5



Application:

- Roof panels to purlins or bar joist
- Wall panels to girt
- Mansard panel to structural

Head Style:

- Hex Washer Head with Bonded Washer

| Item # | Desc. | Head Style | Drill Point | Drill and Tap Capacity | Max. Material Attachments | Box Qty. |
|-------------|---------------|------------|-------------|------------------------|---------------------------|----------|
| RABX1005000 | 10-16x3/4" | HWH | #3 | .036-.175 | .205 | 3,000 |
| RABX1308000 | 10-16x1 1/2" | HWH | #3 | .036-.175 | .955 | 2,500 |
| RABX1009000 | 12-14x3/4" | HWH | #3 | .036-.210 | .150 | 3,000 |
| RABX1011000 | 12-14x1" | HWH | #3 | .036-.210 | .400 | 3,000 |
| RABX1014000 | 12-14x1 1/4" | HWH | #2 | .036-.210 | .430 | 2,500 |
| RABX1404000 | 12-14x1 1/2" | HWH | #2 | .036-.210 | .680 | 2,000 |
| RABS1016000 | 12-14x2" | HWH | #3 | .036-.210 | 1.330 | 1,500 |
| RABX1333000 | 12-14x3" | HWH | #3 | .036-.210 | 2.330 | 1,000 |
| RABX1332000 | 12-14x4" | HWH | #3 | .036-.210 | 3.330 | 500 |
| RABX1416000 | 1/4-14x7/8" | HWH | #1 | .018-.095 | .260 | 3,000 |
| RABX1160000 | 1/4-14x1" | HWH | #3 | .036-.210 | .280 | 2,500 |
| RABX1019000 | 1/4-14x1 1/4" | HWH | #3 | .036-.210 | .530 | 2,000 |
| RABX1020000 | 1/4-14x1 1/2" | HWH | #3 | .036-.210 | .780 | 1,500 |
| RABX1021000 | 1/4-14x2" | HWH | #3 | .036-.210 | 1.280 | 1,000 |
| RABX1555000 | 1/4-14x2 1/2" | HWH | #3 | .036-.210 | 1.780 | 1,000 |
| RABX1022000 | 1/4-14x3" | HWH | #3 | .036-.210 | 2.280 | 750 |
| RABX1429000 | 1/4-14x4" | HWH | #3 | .036-.210 | 3.280 | 500 |
| RABX1010000 | 12-24x7/8" | HWH | #4 | .125-.250 | .205 | 3,000 |
| RABX1415000 | 12-24x1 1/4" | HWH | #4.5 | .125-.375 | .455 | 2,500 |
| RABX1000000 | 12-24x1 1/4" | HWH | #5 | .125-.500 | .255 | 2,500 |
| RABX1001000 | 12-24x1 1/2" | HWH | #5 | .125-.500 | .505 | 2,000 |
| RABX1002000 | 12-24x2" | HWH | #5 | .125-.500 | 1.005 | 1,500 |
| RABX1003000 | 1/4-28x3" | **HWH | #5 | .125-.500 | 2.030 | 1,000 |
| RABX1004000 | 1/4-28x4" | **HWH | #5 | .125-.500 | 3.030 | 500 |
| RABX1647000 | 1/4-28x5" | *HWH | #5 | .125-.500 | 4.030 | 250 |
| RABX1432000 | 1/4-28x6" | *HWH | #5 | .125-.500 | 5.030 | 250 |
| RABX1619000 | 1/4-28x8" | *HWH | #5 | .125-.500 | 7.030 | 150 |

* 3/8" Bonded Washer, ** 5/16" Across Flats HWH

Drywall Screws Bugle Fine



- For attaching gypsum board to 25-20 gauge steel studs
- Bugle head No. 2 Reduced Phillips Recess

| Item # | Size | Box Qty. |
|-----------|-------------------|----------|
| PRMFS118 | 6X1 $\frac{1}{8}$ | 10M |
| PRMFS114 | 6X1 $\frac{1}{4}$ | 8M |
| PRMFS1145 | 6X1 $\frac{1}{4}$ | 5# |
| PRMFS158 | 6X1 $\frac{1}{8}$ | 5M |
| PRMFS1585 | 6X1 $\frac{1}{8}$ | 5# |
| PRMFS200 | 7X2 | 3.5M |

Drywall Screws Bugle Coarse



- For attaching gypsum board to wood studs
- Bugle head No. 2 Reduced Phillips Recess

| Item # | Size | Box Qty. |
|------------|-------------------|----------|
| PRMCS118 | 6X1 $\frac{1}{8}$ | 10M |
| PRMCS114 | 6X1 $\frac{1}{4}$ | 8M |
| PRMCS1145 | 6X1 $\frac{1}{4}$ | 5# |
| PRMCS158 | 6X1 $\frac{1}{8}$ | 5M |
| PRMCS1585 | 6X1 $\frac{1}{8}$ | 5# |
| PRMCS6200 | 6X2 | 3.5M |
| PRMCS62005 | 6X2 | 5# |
| PRMCS212 | 8X2 $\frac{1}{2}$ | 2.5M |
| PRMCS2125 | 8X2 $\frac{1}{2}$ | 5# |
| PRMCS300 | 8X3 | 2M |
| PRMCS3005 | 8X3 | 5# |

Drywall Screws Trim Head



- For attaching wood trim and base over gypsum board to light gauge steel studs or wood substrate
- No. 1 or 2 Square Recess

| Item # | Size | Box Qty. |
|-----------|-------------------|----------|
| PRMTH1585 | 6x1 $\frac{5}{8}$ | 5# |
| PRMTH2145 | 6X2 $\frac{1}{4}$ | 5# |

Drywall Screws Drywall Laminator



- For attaching gypsum board to gypsum board
- No. 2 Phillips Recess

| Item # | Size | Box Qty. |
|-------------|--------------------|----------|
| PRMLS10112 | 10X1 $\frac{1}{2}$ | 5M |
| PRMLS101125 | 10x1 $\frac{1}{2}$ | 5# |

Drywall Screws Pan Framer



- For attaching 25-20 gauge steel track to 25-20 gauge steel studs
- With serrations to reduce spin out
- No. 2 Reduced Phillips Recess

| Item # | Size | Box Qty. |
|---------|-------------------|----------|
| PRM7165 | 7X $\frac{7}{16}$ | 5# |

Drywall Screws Modified Truss



- For attaching metal lath in stucco and other applications to wood or 25-20 gauge steel studs
- No. 2 Reduced Phillips Recess

| Item # | Size | Box Qty. |
|-----------|-------------------|----------|
| PRMMT812 | 8X $\frac{1}{2}$ | 10M |
| PRMMT8125 | 8X $\frac{1}{2}$ | 5# |
| PRMMT114 | 8X1 $\frac{1}{4}$ | 5M |
| PRMMT1145 | 8X1 $\frac{1}{4}$ | 5# |

Drywall Screws Slotted Hex Washer Head



- Self-piercing needle point penetrates sheet metal from 0.0209 to 0.0358
- Twin lead threads assure fast action and reduce driving torque and strip-out problems
- Recommended for HVAC, electrical, plumbing, framing and sheet metal
- Zinc plated

| Item # | Size | Box Qty. |
|--------|------|----------|
|--------|------|----------|

$\frac{1}{4}$ " Drive

| | | |
|------------|-------------------|-----|
| PRMHW4812 | 8X $\frac{1}{2}$ | 10M |
| PRMHW48125 | 8X $\frac{1}{2}$ | 5# |
| PRMHW4834 | 8X $\frac{3}{4}$ | 10M |
| PRMHW48100 | 8X1 | 8M |
| PRMHW48112 | 8X1 $\frac{1}{2}$ | 5M |
| PRMHW48200 | 8X2 | 3M |

$\frac{5}{16}$ " Drive

| | | |
|--------------|--------------------|----|
| PRMHW510100 | 10X1 | 5M |
| PRMHW510112 | 10X1 $\frac{1}{2}$ | 3M |
| PRMHW5101125 | 10X1 $\frac{1}{2}$ | 5# |
| PRMHW510200 | 10X2 | 2M |
| PRMHW5102005 | 10X2 | 5# |



Self-Drilling Screws Bugle Head



- For attaching gypsum board to 20-14 gauge steel studs
- No. 2 Reduced Phillips Recess
- Available in zinc and black phosphate

| Item # | Size | Box Qty. |
|--------|------|----------|
|--------|------|----------|

Zinc

| | | |
|-----------|------|----|
| PRMSDZ258 | 8X2½ | 2M |
|-----------|------|----|

Black Phosphate

| | | |
|-----------|------|----|
| PRMSD114 | 6X1¼ | 8M |
| PRMSD1145 | 6X1¼ | 5# |
| PRMSD158 | 6X1½ | 5M |
| PRMSD1585 | 6X1½ | 5# |
| PRMSD178 | 6X1¾ | 4M |
| PRMSD1785 | 6X1¾ | 5# |
| PRMSD238 | 8X2¾ | 3M |

Self-Drilling Screws Trim Head



- For attaching wood trim over gypsum to 20-14 gauge metal
- No. 1 or 2 Square Recess

| Item # | Size | Box Qty. |
|-------------|------|----------|
| PRMTHDZ2145 | 6X2¼ | 5# |

Self-Drilling Screws



Pancake Framer

- For attaching 20-14 gauge steel track to 20-16 gauge steel studs
- No. 2 Reduced Phillips Recess

| Item # | Size | Box Qty. |
|-------------|------|----------|
| PRMPPH10585 | 10X¾ | 5# |

Self-Drilling Screws



Low Profile Truss

- Low profile 20-16 gauge framer
- No. 10 diameter for added shear strength
- With serrations to reduce spin out
- No. 2 Reduced Phillips Recess

| Item # | Size | Box Qty. |
|-----------|------|----------|
| PRMFT1034 | 10X¾ | 7.5M |

Self-Drilling Screws Modified Truss



- For attaching metal lath in stucco and other applications 20 20-16 gauge steel studs
- No. 2 Reduced Phillips Recess

| Item # | Size | Box Qty. |
|-------------|------|----------|
| PRMMTD812 | 8X½ | 10M |
| PRMMTD8125 | 8X½ | 5# |
| PRMMTD8114 | 8X1¼ | 6M |
| PRMMTD81145 | 8X1¼ | 5# |
| PRMMTD1034 | 10X¾ | 5M |

Self-Drilling Screws Hex Washer Head 1/4" Dr. #2 Drilling Point



- Metal to metal fastening used in sheet metal and light steel framing
- Very common in HVAC duct work assembly

| Item # | Size | Box Qty. |
|-----------|------|----------|
| PRMHWD812 | 8X½ | 10M |
| PRMHWD834 | 8X¾ | 10M |

Self-Drilling Screws Hex Washer Head 5/16 Drive #3 Drilling Point



- Metal to metal fastening used in medium gauge metal to metal framing
- Commonly used by sheet metal and HVAC contractors and fabricators

| Item # | Size | Box Qty. |
|--------------|-------|----------|
| PRMHWD1012 | 10X½ | 8M |
| PRMHWD1034 | 10X¾ | 6M |
| PRMHWD10345 | 10x¾ | 5# |
| PRMHWD10100 | 10X1 | 5M |
| PRMHWD101005 | 10X1 | 5# |
| PRMHWD101125 | 10X1½ | 5# |

Self-Drilling Screws Hex Washer Head 5/16 Drive #3 Drilling Point



- Metal to metal fastening used in sheet metal to attach purlins and channels to structural studs
- Commonly used in up to 5 gauge steel

| Item # | Size | Box Qty. |
|--------------|-------|----------|
| PRMHWD120345 | 12X¾ | 5# |
| PRMHWD12100 | 12X1 | 3M |
| PRMHWD121005 | 12X1 | 5# |
| PRMHWD121125 | 12X1½ | 5# |
| PRMHWD122005 | 12X2 | 5# |



Self-Drilling Screws 3/8 Drive #3 Drilling Point



- Metal to metal fastening for heavy gauge metal attachments
- Up to 3/8" thickness

| Item # | Size | Box Qty. |
|-------------|------|----------|
| PRMHWD14100 | 14X1 | 3M |

Self Drilling Screws Hex Washer Head W/ Neoprene Washer



- For use in metal building applications where moisture needs to be sealed out by using a neoprene bonded washer
- 5/16" Drive #3 Drilling Point

| Item # | Size | Box Qty. |
|-------------|------|----------|
| PRMHDW10100 | 10X1 | 5m |

Wood Working Screws



- Use for attaching wood to wood
- Recommended for cabinet and general woodworking
- an interior fastener not recommended for outdoor decking
- Bugle head No. 2 Reduced Phillips Recess
- Yellow Zinc

| Item # | Size | Box Qty. |
|-----------|------|----------|
| PRMGS158 | 6X1½ | 5M |
| PRMGS1585 | 6X1½ | 5# |
| PRMGS200 | 7X2 | 3.5M |
| PRMGS2005 | 7X2 | 5# |
| PRMGS212 | 8X2½ | 2.5M |
| PRMGS2125 | 8X2½ | 5# |
| PRMGS300 | 8X3 | 2M |
| PRMGS3005 | 8X3 | 5# |
| PRMGS400 | 10X4 | 1M |
| PRMGS4005 | 10X4 | 5# |

Exterior Screws PrimeGuard Plus



- Proprietary polymer coating
- Bugle head, gold color
- Type 17 point

| Item # | Size | Drive | Box Qty. |
|-------------|------|-----------|----------|
| PRMP158STGD | 8x1½ | Star T-20 | 5# |
| PRMP3STGD | 9X3 | Star T-25 | 5# |

Acoustical Fasteners Eye Lag Screws



- Primarily used for hanging ceiling grid into wood joists

| Item # | Size | Box Qty. |
|--------|------|----------|
| PRMEL3 | ¼X3 | 1M |

Acoustical Fasteners Self Drilling Eye Lag Screws



- Primarily used for hanging suspended ceiling grid into metal studs

| Item # | Size | Box Qty. |
|----------|------|----------|
| PRMELDZ2 | ¼X2 | 1M |

Common Nails Grip-Rite®



- Most popular nail and versatile style
- For construction, carpentry and framing
- Larger shank provides greater resistance to bending

| Item # | Length (in.) | Size | Gauge | Head (in.) | Approx Count per Lb. |
|--------|--------------|------|-------|------------|----------------------|
|--------|--------------|------|-------|------------|----------------------|

Bright Smooth Shank

| | | | | | |
|--------|----|-----|-----|-------|-----|
| PRM6C | 2 | 6D | 11½ | 17/64 | 167 |
| PRM8C | 2½ | 8D | 10¼ | 9/32 | 101 |
| PRM12C | 3¼ | 12D | 9 | 5/16 | 61 |
| PRM16C | 3½ | 16D | 8 | 11/32 | 47 |

Hot Dipped Galv. Smooth Shank

| | | | | | |
|----------|----|-----|-----|-------|-----|
| PRM8HGC | 2½ | 8D | 10¼ | 9/32 | 101 |
| PRM10HGC | 3 | 10D | 9 | 5/16 | 66 |
| PRM12HGC | 3¼ | 12D | 9 | 5/16 | 61 |
| PRM16HGC | 3½ | 16D | 8 | 11/32 | 47 |

Roofing Nails Grip-Rite®



- For applying roofing asphalt shingles, insulation board, and felt-to-wood substrates
- Large head and heavier shank gauge provide greater holding power
- Electrogalvanized nail also appropriate for use with vinyl siding

| Item # | Size (in.) | Gauge | Head Size (in.) | Approx Count per Lb. |
|-------------|------------|-------|-----------------|----------------------|
| PRM134EGRFG | 1¼ | 11 | 7/16 | 152 |



Duplex Nails Grip-Rite®



- For temporary construction where nail removal is required, such as concrete forming and scaffolding
- Smooth, uncoated shank and double head ease removal (second head remains exposed)

| Item # | Length (in.) | Size | Gauge | Head (in.) | Approx Count per Lb. |
|--------|--------------|------|-------|------------|----------------------|
|--------|--------------|------|-------|------------|----------------------|

Bright Double-head Shank

| | | | | | |
|----------|--------------------------------|-----|--------------------------------|--|-----|
| PRM6DUP | 2 ⁷ / ₆₄ | 6D | 11 ¹ / ₂ | 3 ¹ / ₁₆ / ¹⁷ / ₆₄ | 156 |
| PRM8DUP | 2 ⁵ / ₈ | 8D | 10 ¹ / ₄ | 1 ⁵ / ₆₄ / ⁹ / ₃₂ | 90 |
| PRM16DUP | 3 ¹ / ₂ | 16D | 8 | 9 ¹ / ₃₂ / ¹¹ / ₃₂ | 45 |

Vinyl Coated Sinkers



- For construction, carpentry and framing
- Checkered countersunk head designed to sink flush with surface
- Vinyl-coated smooth shank for easier nailing and firmer holding power

| Item # | Size | Length (in.) | Gauge | Head (in.) | Approx Count per Lb. |
|--------|------|--------------|-------|------------|----------------------|
|--------|------|--------------|-------|------------|----------------------|

| | | | | | |
|-------------|-----|-------------------------------|--------------------------------|--------------------------------|-----|
| PRM8CTDSKR | 8D | 2 ³ / ₈ | 11 ¹ / ₂ | 1 ⁷ / ₆₄ | 153 |
| PRM12CTDSKR | 12D | 3 ¹ / ₈ | 10 | 5 ¹ / ₁₆ | 81 |
| PRM16CTDSKR | 16D | 3 ¹ / ₄ | 9 | 1 ¹ / ₃₂ | 64 |

Joist Hanger Nails Grip-Rite®



- For attaching joist hangers to wood studs
- Short, heavy gauge nail provides increased holding power without fully penetrating wood

| Item # | Length (in.) | Gauge | Head (in.) | Approx Count per Lb. |
|--------|--------------|-------|------------|----------------------|
|--------|--------------|-------|------------|----------------------|

Hot Dipped Galv

| | | | | |
|-------------|-------------------------------|---|--------------------------------|-----|
| PRM114HGJST | 1 ¹ / ₄ | 9 | 5 ¹ / ₁₆ | 149 |
| PRM112HGJST | 1 ¹ / ₂ | 9 | 5 ¹ / ₁₆ | 125 |

Box Nails Grip-Rite®



- For construction, carpentry, and framing
- Thinner shank reduces wood splitting

| Item # | Length (in.) | Size | Gauge | Head (in.) | Approx Count per Lb. |
|--------|--------------|------|-------|------------|----------------------|
|--------|--------------|------|-------|------------|----------------------|

Hot Dip Galv, Smooth Shank

| | | | | | |
|----------|---|----|--------------------------------|--------------------------------|-----|
| PRM6HGBX | 2 | 6D | 12 ¹ / ₂ | 1 ⁷ / ₆₄ | 236 |
|----------|---|----|--------------------------------|--------------------------------|-----|

Anchor J-Bolts



- A307 steel
- Includes Nut - No Washer

| Item # | Size (in.) | Finish |
|-----------|------------|------------|
| JB126 | 1/2x6 | Plain |
| JB128 | 1/2x8 | Plain |
| JB1210 | 1/2x10 | Plain |
| JB1210HDG | 1/2x10 | Hot-Dipped |
| JB1212 | 1/2x12 | Plain |
| JB3410 | 3/4x10 | Plain |
| JB3412 | 3/4x12 | Plain |
| JB588 | 5/8x8 | Plain |
| JB5810 | 5/8x10 | Plain |
| JB5810HDG | 5/8x10 | Hot-Dipped |
| JB5812 | 5/8x12 | Plain |
| JB5812HDG | 5/8x12 | Hot-Dipped |



PASLODE Fuel Powered Framing Nailer



- Powerful enough to drive 3 1/4" nails in the toughest lumber with PowerBoost™ Black Tip Coated nails (available only with Fuel + Nail Combo Packs)
 - Heavy-duty rafter/belt hook for taking jobsite abuse
 - Non-slip grip provides comfort and reduces hand fatigue
 - NEW tool-less depth of drive nail adjustment changes nail depth in an instant - even while wearing gloves
 - Nail lockout feature prevents blank driving
 - Compact size fits between 16" o.c. studs, joists and roof trusses
- Includes:

- CF325Li Li-ion Cordless Framing Nailer
- Rechargeable 7.4V Li-ion battery
- Li-ion battery charger
- Rugged carrying case
- Owner's manual
- Safety glasses
- 5/32" Hex Wrench

| Item # | Model | Weight (lbs.) | Nailer Capacity |
|----------|---------|---------------|--------------------|
| PA902600 | CF325Li | 7.25 | 1 strip (48 nails) |



PASLODE
Fuel Powered Roofing Nailer

- Drives 2 nails per second
- Adjustable depth of drive
- Quick clear nose provides easy nail access
- Single door magazine for easy loading
- Soft grip handle provides greater comfort



| Item # | Model | Weight (lbs.) | Nail Capacity |
|----------|--------|---------------|---------------|
| PA904500 | CR175C | 7.5 | 120 (1 Coil) |

PASLODE
Fuel Powered Angled Finish Nailer

- No hoses or compressors to drag around
- Open line of site, shoots where you want it to
- Depth of drive prevents wood damage.
- Angled magazine—Fits in tight spots
- Powerful, drives 3/4" - 2-1/2" nails into the hardest woods
- No mar tip protects wood



| Item # | Model | Weight (lbs.) | Nailer Capacity |
|----------|----------|---------------|-----------------|
| PA902400 | CDLS ANG | 4.9 w/battery | 100 (2 strips) |

PASLODE
Fuel Powered 18 Ga. Brad Nailer

- Adjustable Work Contact Element-Provides control of nail setting depth
- Quick Clear Nose-Should nail jam occur
- Lightweight and Well Balanced-4.9 lbs. A more maneuverable tool with less wrist and arm fatigue
- Narrow No Mar Tip-Provides for easy access to confined areas and permits precise placement of fasteners
- Sequential Operation-Drives 2-3 nails per second
- Powerful Motor-Drives 5/8" to 2" fasteners into the hardest woods
- Comfortable Sure-Grip Handle & Soft Trigger-Provides greater comfort and less fatigue
- Side Loading Magazine-Easier loading and unloading



| Item # | Model | Weight (lbs.) | Nailer Capacity |
|----------|-----------------------------|---------------|---------------------|
| PA901000 | Cordless 18 ga. Brad Nailer | 4.9 | 2 strips (100 pins) |

PASLODE
PowerFramer™ 30° Framing Nailer

- Guaranteed service-free for one-year
- Compact design fits into tight spots
- Dual mode trigger easily switches from single or rapid cycles
- Metal exhaust cap for maximum durability
- Cushioned grip for all-day comfort
- Tool-free depth changes nail depth in an instant
- Nail lockout prevents blank driving
- Rafter hook retracts to hang tool anywhere



Includes:

- 5 year extended warranty
- safety glasses
- owner's manual

NAILS: 30° Paper Tape - Brite, Hot Dipped Galvanized Plus

| Item # | Weight | Nailer Capacity |
|----------|--------|-----------------|
| PA502000 | PF350S | 7.5lbs |
| | | 84 (2 strips) |

PASLODE
30° Positive Placement® Nailer Metal Connector

- Adjustable depth of drive ensures nail drives flush with hardware
- Smart Lever™ automatically adjusts nail length
- Sequential trigger for accurate placement
- 2-strip magazine, less reloading
- Probing tip targets metal strap hole easily
- Use with Paslode head-marked nails for easy nail identification
- Nail Range 1", 1-1/2", 2-1/2"



| Item # | Model | Weight (lbs.) | Nail Capacity |
|----------|----------|---------------|---------------|
| PA500855 | F250S-PP | 8.5 | 2 Strips |

PASLODE
Straight Finish Air Nailer 16 Gauge - 20° Angled Collation

- Compact, open line of sight shoots where you want it to even in tight spots
- Reliable power, delivers consistent drive energy in all types of wood
- 16 gauge reduces wood splitting and nail visibility
- Powerful performer drives 3/4"-2-1/2" nails into the hardest woods



| Item # | Model | Weight (lbs.) | Nail Capacity |
|----------|-----------|---------------|----------------|
| PA501680 | T250S-F16 | 3.9 | 100 (2 strips) |



PASLODE T250A-F16

16 Gauge Pneumatic Straight Finish Nailer

- Directional Exhaust Cap-Easily change the direction of exhaust/dust
- Soft Textured Grip-Decreases user fatigue during all day use
- Tool-Free Depth of Drive Adjustment-Simple, fast control of nail depth
- Nail Lockout-Nail lockout at 10 nails prevents blank fire damage to work surface
- Compact Size-Compact, angled trim tool reaches into tighter spots than straight finish tools
- Lightweight-Less than 4 lbs., reduces user fatigue
- Durable and Reliable-Rugged design holds up to the demands of the jobsite



| Item # | Model | Weight (lbs.) | Nailer Capacity |
|----------|-----------|---------------|-----------------|
| PA500910 | T250A-F16 | 3.8 | 100 (2 strips) |

PASLODE Brad Finish Air Nailer 18 Gauge

- Prevents wood splitting—18 Gauge leaves small holes
- Slender, long-nose design reaches tight spots and precisely places nail
- Depth of drive adjustment controls nail setting depth
- Quick clear nose for easy access to nails
- Protects wood—No mar tip protects expensive wood
- Performs—Drives 5/8"-2" finish nails



| Item # | Model | Weight (lbs.) | Nail Capacity |
|----------|----------|---------------|----------------|
| PA500959 | T200-F18 | 2.1 | 100 (2 strips) |

PASLODE S150-N18 Finish Trim Stapler

- Versatile - Drives staples up to 1 1/2" in length for a variety of applications
- Lightweight - Reduces operator fatigue and increases productivity
- Quick-Clear Feature - Provides easy access to nose and reduces downtime



| Item # | Model | Weight (lbs.) | Staple Capacity |
|----------|----------|---------------|-----------------|
| PA501260 | S150-N18 | 4.2 | 150 |

PASLODE R175-C

Coil Roofing Nailer Roofer's Choice™

- Powerful—20% more power, drives nails flush through layers of roofing shingles
- Adjustable shingle guide allows for accurate nail placement
- Single door magazine provides fast and easy loading
- Nail Range - 7/8" - 1-3/4"



| Item # | Model | Weight (lbs.) | Load Capacity |
|----------|--------|---------------|---------------|
| PA501245 | R175-C | 5.5 | 120 |

PASLODE Brite 30° Framing Nails Round Head

- 20% more nails per strip than competitive round head strip nails - means less reloading
- Strips won't break, even in rainy weather - no flying debris



| Item # | Length (in.) | Dia. (in.) | Shank | Box Qty. |
|----------|--------------|------------|--------|----------|
| PA650272 | 2 | .113 | Smooth | 5,000 |
| PA650273 | 2 | .113 | Ring | 5,000 |
| PA405253 | 2½ | .131 | Smooth | 3,000 |
| PA650237 | 2¾ | .113 | Smooth | 5,000 |
| PA650238 | 2¾ | .113 | Ring | 5,000 |
| PA650836 | 3 | .120 | Smooth | 2,500 |
| PA650210 | 3 | .131 | Smooth | 2,500 |
| PA650839 | 3¼ | .131 | Smooth | 2,500 |

PASLODE HDG 30° Framing Nails Round Head

- Paslode's Hot Dipped Galvanized Plus nails offer premium corrosion in all pressure treated lumber such as ACQ and MCQ
- Polymer coating reduces staining and streaking by 80% compared to traditional hot dipped galvanized nails



| Item # | Length (in.) | Dia. (in.) | Shank | Box Qty. |
|----------|--------------|------------|--------|----------|
| PA650381 | 2 | .113 | Ring | 2,000 |
| PA650382 | 2¾ | .113 | Smooth | 2,000 |
| PA650383 | 2¾ | .113 | Ring | 2,000 |
| PA650384 | 3 | .120 | Smooth | 2,000 |
| PA650385 | 3 | .120 | Ring | 2,000 |
| PA650386 | 3 | .131 | Smooth | 2,000 |
| PA650387 | 3 | .131 | Ring | 2,000 |
| PA650388 | 3¼ | .131 | Smooth | 2,000 |
| PA650476 | 3½ | .131 | Smooth | 2,000 |



PASLODE
**Galvanized
Straight Finish Nails**
16 Gauge

- The stronger, stiffer 16 gauge nail ensures consistent drivability
- Galvanized for superior corrosion resistance
- Chisel point reduces wood splitting
- Smaller 16 gauge nail hole is ideal for any finish work



| Item # | Length (in.) | Box Qty. |
|----------|--------------|----------|
| PA650282 | 1¼ | 2,000 |
| PA650283 | 1½ | 2,000 |
| PA650284 | 1¾ | 2,000 |
| PA650285 | 2 | 2,000 |
| PA650287 | 2½ | 2,000 |

PASLODE
**Galvanized
Angled Finish Nails**
16 Gauge

- Use with Paslode 20° 16 gauge angled finish nailers
- Galvanized for superior corrosion resistance
- Chisel point reduces wood splitting
- Smaller 16 gauge nail hole is ideal for any finish work



| Item # | Length (in.) |
|----------|--------------|
| PA650230 | 1¼ |
| PA650231 | 1½ |
| PA650232 | 2½ |

PASLODE
Galvanized Brad Nails

18 Gauge

- Galvanized for superior corrosion resistance
- Chisel point reduces wood splitting
- Smaller 18 gauge nail for premium workmanship



| Item # | Length (in.) | Box Qty. |
|----------|--------------|----------|
| PA650212 | 1 | 2,000 |
| PA650213 | 1¼ | 2,000 |
| PA650214 | 1½ | 2,000 |
| PA650215 | 2 | 2,000 |

PASLODE

**Brite Positive Placement®
Metal Connector Nails**

- For installing joist hangers, straps, framing anchors/ties, seismic/hurricane ties
- Full head, smooth shank
- Head marked for easier nail identification
- ICC-ES Recognized, ER-2126
- Heat treated, paper tap collation



| Item # | Length (in.) | Dia. (in.) | Colliation | Box Qty. |
|----------|--------------|------------|------------|----------|
| PA650025 | 1½ | .131 | 35° Strip | 4,000 |
| PA650026 | 1½ | .148 | 35° Strip | 3,000 |
| PA650027 | 2½ | .148 | 31° Strip | 2,500 |
| PA650028 | 2½ | .162 | 31° Strip | 2,000 |

PASLODE

**Galv. Positive Placement®
Metal Connector Nails**

- For installing joist hangers, straps, framing anchors/ties, seismic/hurricane ties
- Full head, smooth shank
- Head marked for easier nail identification
- ICC-ES Recognized, ER-2126
- Heat treated, paper tap collation



| Item # | Length (in.) | Dia. (in.) | Colliation (deg.) | Box Qty. |
|----------|--------------|------------|-------------------|----------|
| PA650014 | 1½ | .148 | 35 | 3,000 |

PASLODE

**CF325 Fuel + Nail
Combo Pack
GalvGuard™ 30°
Round Head**

- For use with Paslode CF325 Cordless Framing Nailer only
- (1) Quicklode™ fuel cell with every 1,000 30° paper tape offset full head nails
- GalvGuard™ Premium Corrosion Protection for pressure treated lumber
- Polymer coating reduces staining and streaking by 80% compared to traditional hot dipped galvanized nails
- Approved for use in pressure treated lumber such as ACQ and MCQ
- IRC R319.3 code approved for use in pressure treated lumber in accordance with ASTM A 153



| Item # | Length (in.) | Dia. (in.) | Shank | Box Qty. |
|----------|--------------|------------|--------|----------|
| PA650526 | 2¾ | .113 | Ring | 1,000 |
| PA650563 | 3 | .120 | Smooth | 1,000 |



PASLODE

CF325 Fuel + Nail Combo Pack

Brite 30° Round Head

- For use with Paslode CF325 Cordless Framing Nailer only
- (1) Quicklode™ fuel cell with every 1,000 30° paper tape offset full head nails



| Item # | Length (in.) | Dia. (in.) | Shank | Box Qty. |
|----------|--------------|------------|--------|----------|
| PA650522 | 2 3/8 | .113 | Smooth | 1,000 |
| PA650523 | 2 3/8 | .113 | Ring | 1,000 |
| PA650525 | 3 | .131 | Smooth | 1,000 |
| PA650535 | 3 1/4 | .131 | Smooth | 1,000 |

PASLODE

16 Gauge Brite Staples

1/2" Standard Crown

- Special coating bonds to wood for superior holding power
- Extra strong, won't fall apart if dropped



| Item # | Length | Box Qty. |
|----------|--------|----------|
| PA400026 | 1" | 16,500 |

PASLODE

No Mar Tips For Angled Finish Nailers

- Pack of three replacement No Mar Tips for use with Paslode's 16-Gauge angled finish nailers
- Used for up close precision nailing without damaging materials
- Features: Helps to prevent surface damage of materials while driving nails
- Weight - 2.0 lbs.



Item #

PPA219236

PASLODE

Tall Red Framing Fuel Cell Paslode's Cordless Framing Nailers

- Maximum performance for Paslode's IMCT Fuel Powered Cordless Framing Nailer
- Ready to use when cap is snapped from front-to-back
- Not for use with the New CF325 Fuel Powered Cordless Framing Nailer



| Item # | Number of Shots |
|----------|---------------------|
| PA401301 | 1,100 - 1,300 nails |

PASLODE

Short Yellow Trim Fuel Cell Paslode's Finish Nailers

- Maximum performance for Paslode's Fuel Powered Cordless Finish and Brad Nailers
- Ready to use when cap is snapped from front-to-back



Item # Number of Shots

PA650039 1,200 nails (approx.)

PASLODE

Oval Battery

- For use in all Paslode Fuel Powered nailers
- Charges in 2 hours



Item # Battery Charge Life

PPA404717 4,000 nails

PASLODE

Cordless Tool Cleaner

- Powerful spray removes dirt, moisture and oxides without residue
- Safe for Internal Electronic Components
- Cleans and Dries Quickly
- Non-CFC, Plastic Safe
- Available in 12 oz. cans



Item #

PPA219348

PASLODE

Cordless Nailer Lubrication Oil

- Conditions and lubricates your Paslode Cordless tool for consistent tool performance
- 4 oz. bottle
- For use with all cordless tools



Item #

PPA401482

PASLODE

No Mar Work Contacting Element For The F-350

Powermaster Plus Tool

- Prevents the marring of work surfaces when installing siding or deck boards
- Includes one extra replacement rubber tip



Item #

PPA219228



PASLODE
**Fuel Powered
Cordless Stapler**
16 Gauge - Standard Crown

- Cordless, the freedom of no hoses or compressors
- Less set up time means higher productivity
- Quick-clear feature provides easy access to nose to reduce downtime
- Depth of drive adjustment provides precise control of staple depth
- Powerful, drives 3/4" - 2" standard crown (1/2") 16 gauge staples
- Floating tip for siding over softwall sheathing or Celotex®



| Item # | Model | Weight (lbs.) | Staple Capacity |
|----------|-------------|---------------|-----------------|
| PA900078 | IM200-S16SS | 6.3 w/battery | 150 (2 strips) |

PASLODE
Construction Stapler
Pneumatic

- Great for roofing, house wrap, wire lath and sheathing
- Drives 5/8" - 1-1/2" wide crown (15/16") 16 gauge staples
- Tool-less quick clear nose removes jams easily



| Item # | Model | Weight (lbs.) | Staple Capacity |
|----------|-----------|---------------|-----------------|
| PA501270 | S150-W16R | 4.9 | 150 |

PASLODE
Framing Stapler
Pneumatic

- Great for floor decking, roof sheathing, plywood sheathing and insulation
- Versatile, drives 3/4" - 2" standard crown staples
- Quick clear nose to clear jams quickly and easily
- Vinyl siding guide sold separately



| Item # | Model | Weight (lbs.) | Staple Capacity |
|----------|----------|---------------|-----------------|
| PA501230 | S200-S16 | 4.9 | 150 |

PASLODE
Narrow Crown Stapler
Pneumatic

- Lightweight and durable tool for rough in-plant usage
- Secures joint to enable you to handle truss prior to plate pressings
- Fires wide crown staples for industrial applications



| Item # | Model | Weight (lbs.) | Staple Capacity |
|----------|----------|---------------|-----------------|
| PA501260 | S150-N18 | 4.9 | 150 |

PASLODE
**Insulation Sheathing
Stapler**
Pneumatic

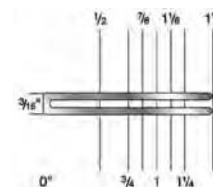
- Top load magazine—reloads easily and reduces nail waste
- Great for housewrap, insulation, wire lath and sheathing
- Drives 3/4" - 2" wide crown (15/16") 16 gauge staples
- Tool-less quick clear nose removes jams easily



| Item # | Model | Weight (lbs.) | Staple Capacity |
|----------|----------|---------------|-----------------|
| PA501265 | S200-W16 | 4.9 | 150 |

PASLODE
Industrial Staples
GSN Series
3/16" Crown - 18 Gauge

- Galvanized finish
- 5000 per box



| Item # | Length (in.) |
|----------|--------------|
| PA092055 | 1 1/8 |
| PA092056 | 1 |
| PA092057 | 7/8 |
| PA092058 | 3/4 |
| PA092062 | 1/2 |
| PA650341 | 1 1/4 |
| PA650342 | 1 1/2 |

PASLODE
Galvanized Staples
1/2" Standard Crown
16 Gauge

- Galvanized for corrosion protection
- Extra strong, won't fall apart if dropped



| Item # | Length (in.) | Box Qty. |
|----------|--------------|----------|
| PA0T5240 | 3/4 | 21,000 |
| PA0T5242 | 1 | 16,500 |
| PA0T5238 | 1 1/4 | 13,500 |
| PA0T2695 | 1 1/2 | 10,500 |
| PA0T2250 | 1 3/4 | 9,000 |
| PA0T2258 | 2 | 7,500 |



PASLODE
Galvanized Staples
15/16" Wide Crown
16 Gauge

- Wider crown for superior holding power
- Galvanized protection



| Item # | Length (in.) | Box Qty. |
|----------|--------------|----------|
| PA0T2851 | 5/8 | 25,500 |
| PA404068 | 3/4 | 9,000 |
| PA404069 | 7/8 | 9,000 |
| PA404070 | 1 | 9,000 |
| PA404071 | 1 1/4 | 9,000 |
| PA0T2855 | 1 1/2 | 10,500 |
| PA403471 | 2 | 7,500 |

PASLODE
Cordless Stapler
Stick Battery



- For use with the Fuel Powered Cordless 16 Gauge Stapler (900078NT)
- Battery Charge Life: 4,000 staples
- Charges in 2 hours

| Item # |
|-----------|
| PPA402500 |

PASLODE
Battery Charger

- Charges batteries in 2 hours
- Voltage Sensing Electronics Prevent Overcharging
- AC battery charger
- Accepts Paslode oval and stick batteries



| Item # |
|-----------|
| PPA900200 |

PASLODE
High Altitude Fuel Cell Manifold

- Designed to improve Paslode's cordless finish nailer and stapler performance in high altitudes
- High altitude valve for elevation 4,000 to 9,000 feet
- Easily installs on Paslode yellow fuel
- Not for use with Paslode red framing fuel



| Item # |
|-----------|
| PPA219247 |




FANACO® FASTENERS
Brad Nails
Stainless Steel



| Item # | Size (in.) | Gauge | Qty. |
|------------------|------------|-------|----------|
| STOFANB16200SS | 2 | 16 | 2.5M/Box |
| STOFANBMH18200SS | 2 | 18 | 5M/Box |

FANACO® FASTENERS
Angle Finish Nails

15 Gauge



| Item # | Size (in.) | Finish | Qty. |
|-------------|------------|--------|--------|
| STOFANDA17B | 1 1/2 | Bright | 4M/Box |
| STOFANDA17G | 1 1/2 | Galv. | 4M/Box |
| STOFANDA21B | 2 | Bright | 4M/Box |
| STOFANDA21G | 2 | Galv. | 4M/Box |
| STOFANDA25B | 2 1/2 | Bright | 4M/Box |
| STOFANDA25G | 2 1/2 | Galv. | 4M/Box |

FANACO® FASTENERS
Galv. Coil Roofing Nails

15 Degree Wire Collated



| Item # | Size | Qty. |
|------------|-------------|----------|
| STOFANCR1D | 7/8"x.120 | 7.2M/Box |
| STOFANCR2D | 1"x.120 | 7.2M/Box |
| STOFANCR3D | 1 1/4"x.120 | 7.2M/Box |
| STOFANCR4D | 1 1/2"x.120 | 7.2M/Box |
| STOFANCR5D | 1 3/4"x.120 | 7.2M/Box |



FANACO® FASTENERS
Siding/Fencing Nails

15 Degree Wire Collated



| Item # | Size | Desc. | Qty. |
|-----------------|--------------|-----------------------------|----------|
| STOFANAC7DREG45 | 2 3/16"x.092 | Ring Shank Electro Galv. | 4.5M/Box |

FANACO® FASTENERS
Fine Wire Staples

| Item # | Qty. |
|--------------|--------|
| STOFANA1138G | 5M/Box |



FANACO® FASTENERS
N-Type Medium Crown Staples
16 Gauge



| Item # | Size | Finish | Qty. |
|------------|--------------------------|----------------|---------|
| STOFANN17G | 7/16" Crown x 1 1/2" Leg | Electro. Galv. | 10M/Box |

FANACO® FASTENERS
Ring Shank

21 Degree Plastic Collated



| Item # | Size | Desc. | Qty. |
|-----------------|-------------|-------------------------------|--------|
| STOFAN238120R | 2 3/8"x.120 | Ring Shank - Vinyl Coated | 5M/Box |
| STOFAN238120REG | 2 3/8"x.120 | Ring Shank - Electro Galv. | 5M/Box |

FANACO® FASTENERS
Gun Nails

21 Degree Plastic Collated



| Item # | Size | Desc. | Qty. |
|-----------------|-------------|---------------|--------|
| STOFAN238120EG | 2 3/8"x.120 | Electro Galv. | 5M/Box |
| STOFAN3131EG | 3"x.131 | Electro Galv. | 4M/Box |
| STOFAN314131EG | 3 1/4"x.131 | Electro Galv. | 4M/Box |
| STOFAN314131HDG | 3 1/4"x.131 | Hot Dip Galv. | 4M/Box |
| STOFAN312131EG | 3 1/2"x.131 | Electro Galv. | 4M/Box |
| STOFAN212131 | 2 1/2"x.131 | Vinyl Coated | 5M/Box |
| STOFAN214148 | 2 1/2"x.148 | Vinyl Coated | 5M/Box |
| STOFAN238120 | 2 3/8"x.120 | Vinyl Coated | 5M/Box |
| STOFAN3131 | 3"x.131 | Vinyl Coated | 4M/Box |
| STOFAN3148 | 3"x.148 | Vinyl Coated | 4M/Box |
| STOFAN314131 | 3 1/4"x.131 | Vinyl Coated | 4M/Box |
| STOFAN314148 | 3 1/4"x.148 | Vinyl Coated | 4M/Box |
| STOFAN312162 | 3 1/2"x.162 | Vinyl Coated | 3M/Box |

FANACO® FASTENERS
Positive Placement Nails

34 Degree Paper Collated



| Item # | Size | Finish | Qty. |
|--------------------|-------------|-------------------------------|--------|
| STOFAN34112148HTEG | 1 1/2"x.148 | Heat Treated Electro Galv. | 2M/Box |



ITW REDHEAD
T3 Fastening System

Single-Shot Fuel Powered Ramset®



- No licensing or special training needed
- 10x faster than drilling and anchoring
- Lower recoil reduces operator fatigue
- Quite enough to work in occupied buildings

Item #
RAT3SS



ITW REDHEAD
T3 Fastening System
Magazine Fuel Powered
Ramset®

- 25% more power
- Larger diameter pin (.125) for higher stick rate
- Deep leg track capability
- One step fuel injected system
- 15-pin strip, 45-pin magazine



Item #

RAT3MAG

ITW REDHEAD
Fuel and Pin Packs
Gas Tool Fasteners

- Each Fuel Cell contains 1000 shots
- Bigger pin (.125 dia) means better success rate
- New 15 pin strip means less loading and more shooting
- Our new patented Point Collation virtually eliminates jams
- Fuel cell vs. powder load comparison: The average cost savings to deliver 1000 shots for the Ramset T3 fuel cell is between 50-70% less expensive compared to powder
- 1000 per box



Item # Desc.

| | |
|----------|---------------------------------------|
| RAT3012 | 1/2" steel pin with T3 fuel cell |
| RAT3034B | 3/4" concrete pin with T3 fuel cell |
| RAT3034S | 3/4" step shank pin with T3 fuel cell |
| RAT3100 | 1" concrete pin with T3 fuel cell |

ITW REDHEAD
Mechanical Pin
with Washer
Gas Tool Fasteners

- Used for the attachment of light gage metal to concrete and steel such as HVAC duct strap to concrete
- Plated pin pre-assembled to a 1/2" domed washer (500 per box)
- Shank diameter = .125 Step Pin .104/.118
- Head diameter = .300 (M012=.250)
- Will fit R150 & T3SS with optional work contact element P/N M150200



Item # Desc.

| | |
|----------|---|
| RAM012 | 1/2" Plated step pin with domed washer |
| RAM034 | 3/4" Plated pin with domed washer |
| RAM034BB | 3/4" Premium step pin with domed washer |
| RAM100 | 1" Plated pin with domed washer |

ITW REDHEAD
Top Hat Pin

Gas Tool Fasteners

- Used for general purpose fastening to concrete
- 100 per box
- Shank diameter = .125 Head diameter = .300

Item #

Desc.

RAMP034TH 3/4" Plated pin with top hat



ITW REDHEAD
T3 Fuel Cartridges
T3SS and T3MAG
Ramset®

- Replaces conventional powder loads and drives more than 1000 pins
- Fuel injection means no additional steps of preparing a fuel cell
- Click the fuel cell in place and the tool is ready to go

Item #

RAT3FUEL



ITW REDHEAD
Fuel Cartridges
Ramset®

- Replaces conventional powder loads and drives more than 1000 pins
- Cell-T2, R150, E150 & M150

Item #

RAR-FUEL



ITW REDHEAD
T3SS Extension
Pole Tool
Ramset®

- Easy to operate Comfortable "motorcycle" grip replaces handbrake mechanisms
- Sturdy design 25% thicker than similar poles for greater support

Item # Length (ft.)

RAEPOL6 6





ITW REDHEAD
**Automatic Fastening
Tools**
Trakfast™



- Three to five times faster than powder tools
- 42-pin magazine reduces loading time
- Tool automatically resets piston
- No recoil, tool absorbs shock resulting in less operator fatigue
- Unlike powder- actuated tools, no licensing is needed
- Length: 17"
- Height: 15-1/2"
- Weight: 8.375 lbs.
- Maximum cycles/second: 2
- Fuel cell: 1000 shots
- Battery (charged): 3000 shots

APPROVALS/LISTINGS:

- ICC ESR-2579 - TrakFast Fasteners (Note: This report replaces ER-5001)
- COLA RR-25264 - TrakFast Fasteners
- ICBO ER-5667 Plywood Pin
- TrakFast ICC (ICBO) ER-5001 is the only approval that allows you to fasten into any location on a hollow block wall and won't blow away block like a powder tool.

| Item # |
|----------|
| RATF1200 |

ITW REDHEAD
**Standard Black Strip
Fuel/Pin Packs**
1 Fuel Cell & 1,000 Pins
TrakFast™



- Qty/Carton: 1000

| Item # | Desc. |
|-----------|--------------------------|
| RAFPP012S | 1/2 in. Plated Steel Pin |
| RAFPP034B | 3/4 in. Black Pin |
| RAFPP100 | 1 in. Black Pin |

ITW REDHEAD
**Breakaway Strip
Fuel/Pin Packs**

1 Fuel Cell & 1,000 Pins
TrakFast™

- Qty./Carton: 1000

| Item # | Desc. |
|-----------|----------------------|
| RAFPP112T | 1 1/2 in. Plated Pin |

ITW REDHEAD

**Trakfast TekPin
Knurled Fastener**



- For attaching 14, 16, 18 Ga. stud to track and other metal to metal applications
- Excellent withdrawal & shear loads
- Knurls cinch connections tight
- Great for finish work because head drives flat
- Perfect for blocking and bracing applications

| Item # | Desc. |
|----------|----------------------------|
| RATEK034 | 3/4" Helical Knurled Shank |

ITW REDHEAD

Trakfast Plywood Pins



- For attaching plywood to metal studs
- 3 - 5 times faster than screw installation
- No worrying about electrical cords
- No set-up and tear down time
- No hassling with compressors or hoses
- Hardened steel pin ensures a clean penetration of the fastener —no dimpling of the stud
- Knurled helical shank gives the fastener superior holding values
- Zinc plated for corrosion resistance
- Shank Diameter: .100 dia. (before knurl) Head Diameter: .250

| Item # | Desc. |
|----------|------------------------------|
| RAPLY138 | 1 3/8" Helical Knurled Shank |

ITW REDHEAD

TrakFast Fuel Cartridges
Ramset®



- Replaces conventional powder loads and drives more than 1000 pins

| Item # |
|---------|
| RATFUEL |

ITW REDHEAD
**Powder Fasteners
Semi-Automatic**



Advantages:

- Excellent balance-easy to use all day long
- Narrow nosepiece for hat track available-Part #27996

Specifications

- .27 caliber 10-shot strip loads 3 (green), 4 (yellow), 5 (red)
- Factory mutual system approved
- Pin Capacity: 2-1/2" (3" w/washer)

| Item # | Load Type | Max. Pin Length | Weight (lbs.) |
|---------|------------------------------------|-----------------|---------------|
| RASA270 | .27 Caliber 10-Shot Strip Loads | 3" Straight Pin | 5.45 |



ITW REDHEAD Powder Fasteners Semi-Automatic Ramset®

- 30% faster overhead attachment
- Advantages:

- No cycling eliminates wasted loads-work faster and save money
- Super quiet-work in occupied buildings without disturbing occupants
- Weighs just 3 pounds-four pounds lighter than other manufacturer's tool. Increases productivity
- Easy to use-just position, then push to fire. No trigger. No broken cables. No pinched fingers

Specifications

- .27 caliber, 10-shot strip loads 3 (green), 4 (yellow), 5 (red)
- Pin Capacity Ceiling Clips: 1-1/4 in. (match nosepiece with pin)

| Item # | Load Type | Max. Pin Length | Weight (lbs.) |
|---------|-------------------------------------|-----------------|---------------|
| RAVIPER | .27 Caliber, 10 Shot Strip Loads | 1 1/2" | 4.5 |



ITW REDHEAD Drive Pins Powder Actuated

ITW Ramset/Red head powder actuated fasteners are specifically fabricated to meet the exacting requirements of toughness and durability that enable them to penetrate dense concrete and structural quality steel.

Designed for use in concrete and structural steel applications. 100 pin pack

.300 head diameter drive pins

Shank diameter = .145

| Item # | Shank Length in. (mm) |
|---------|-----------------------|
| RA1503K | 1/2 Knurled (12.7) |
| RA1506 | 3/4 (19.1) |
| RA1508 | 1 (25.4) |
| RA1510 | 1 1/4 (31.8) |
| RA1512 | 1 1/2 (38.1) |
| RA1514 | 2 (50.8) |
| RA1516 | 2 1/2 (63.5) |
| RA1524 | 3 (76.2) |



ITW REDHEAD .27 Caliber Strip Tool Semi-Automatic

- 3" Pin Capacity
- Very powerful
- Spring return front end - no manual resetting of the piston
- Power adjust - dial down 1-1/2 load levels
- Rugged soft grip handle
- Low recoil
- Ergonomically balanced
- 3 Year Warranty

Specifications:

- .27 caliber strip loads 3 (Green), 4 (Yellow), 5 (Red)
- Weight: 5.5 lbs.
- Length: 19"
- Muzzle Bushing O.D.: 7/8"

| Item # |
|---------|
| RAXT540 |



ITW REDHEAD Ramguard Pins

- Designed for use in treated lumber applications
- 100 per box
- Shank diameter = .145 Head diameter = .300

| Item # | Shank Length (in.) |
|-----------|--------------------|
| RA1516SDE | 2 1/2 w/washer |
| RA1524SDE | 3 w/washer |



ITW REDHEAD Drive Pins w/Washers

- Washer increases bearing surface against the material to be fastened
- 16 Ga. metal washer (100 per box)
- Shank diameter = .145 Head diameter = .300

| Item # | Shank Length (in.) |
|-----------|--------------------|
| RA1508SD | 1 |
| RA1510SD | 1 1/4 |
| RA1512SD | 1 1/2 |
| RA1514SD | 2 |
| RA1516SDC | 2 1/2 |
| RA1524SDC | 3 |



ITW REDHEAD

D60 Powder Actuated Nailer

Advantages:

- Quick power adjustment-gives eight levels of power with only one load level for a variety of applications
- Rugged polyamide housing-reduces heat transfer and maximizes user comfort
- Soft, recoil-absorbing handle-for increased operator comfort
- Ramset Disc Technology-loads only advance after firing; eliminates 10-20% of load waste
- 5 year warranty

| Item # | Load Type | Max. Pin Length | Weight (lbs.) |
|--------|------------------------------------|-----------------------------|---------------|
| RAD60 | .25 Caliber, 10 Shot Disc Loads | 2 3/8" (2 1/2" with washer) | 4.9 |





ITW REDHEAD .157 True Embedment Pin

The Ramset® .157 True Embedment Pin is sized to provide you with True Embedment depths in track up to 14 gauge. You are assured to meet the required embedment depths into concrete or steel without compensating for the track depth. The pin heads are also stamped for easy identification after installation.

- No more increasing pin size to achieve required embedment
- Less wear and tear on tools and manpower
- Head stamps make for easy inspection
- Embedment depth is easily identifiable by headstamps

How They Work:

- For example, using the 1" .157 TE Pin, the actual embedment depth into the concrete is 1"; there is no longer a need to use a 1-1/4" pin for 1" embedment

| Item # | Pin Length (in.) | Desc. |
|---------|------------------|---------------------------|
| RATE12 | 0.545 | 1/2" Premium Steel Pin |
| RATE34 | 13/16 | 3/4" True Embedment Pin |
| RATE100 | 1 1/16 | 1" True Embedment Pin |
| RATE114 | 1 5/16 | 1 1/4" True Embedment Pin |
| RATE112 | 1 9/16 | 1 1/2" True Embedment Pin |

ITW REDHEAD Hard Concrete and Steel Pins Standard Powder Actuated PowerPoint™

- Used for fastening into harder steel and concrete, premium steel and hard concrete pin
- 100 per box
- Shank diameter = .150
- Head diameter = .300

| Item # | Shank Length (in.) |
|--------|--------------------|
| RASP58 | 5/8 |
| RASP34 | 3/4 |

ITW REDHEAD Top Hat Drive Pins Powder Actuated

- Increases bearing surface against material to be fastened for improved attachment to inconsistent base materials
- 100 per box
- Shank diameter = .145 (SP58TH = .150) Head diameter = 8 mm (SP58TH = .300)

| Item # | Shank Length (in.) |
|----------|--------------------|
| RASP58TH | 5/8 |
| RA1906 | 3/4 |
| RA1908 | 1 |

ITW REDHEAD

Hybrid Pin

Powered Fasteners

- For general purpose attachments to concrete
- 500 per box
- Shank diameter = .125 / .150 Head diameter = .300



| Item # | Desc |
|----------|---|
| RAM100BB | 1" PowerPoint step shank pin with 1/2" domed washer & flute |

ITW REDHEAD

Hard Concrete and Steel Pins

Step Shank Powder Fastener

PowerPoint™

- Used for fastening into harder steel and concrete. Premium steel and hard concrete pin
- 100 per box
- Shank diameter = .150 / .180 Head diameter = .300



| Item # | Shank Length (in.) |
|---------|--------------------|
| RASP100 | 1 |
| RASP114 | 1 1/4 |
| RASP112 | 1 1/2 |
| RASP178 | 1 3/4 |

ITW REDHEAD

1/4"-20 Threaded Studs

For applications that require removability, where shimming is required.

- Shank diameter = .145



| Item # | Thread Length in. (mm) | Shank Length in. (mm) | Viper Nosepiece Required |
|----------|------------------------|-----------------------|--------------------------|
| RA1623WK | 3/4 (19.1) | 1/2 Knurled (12.7) | 2VP4125 |
| RA1643W | 3/4 (19.1) | 1 (25.4) | 2VP4200 |

ITW REDHEAD

Threaded Stud 1/4-20 Gas Tool Fasteners

- Used to attach electrical components to concrete where removability of the component is required
- Plated pin with top hat (500 per box)
- Shank diameter = .125



| Item # | Thread Length (in.) | Shank Length (in.) |
|----------|---------------------|--------------------|
| RA14STUD | 1/2 | 3/4 |



ITW REDHEAD

3/8" Threaded Studs

For applications that require removability, where shimming is required.

- Shank diameter = .145
- Thread Length: 1" (25.4) mm



| Item # | Shank Length in. (mm) |
|--------|-----------------------|
| RA9190 | 1 1/4 (31.8) |

ITW REDHEAD

Threaded Rod Hanger Gas Tool Fasteners

Ramset®

- The fasteners are designed for use in Ramset Single Shot Gas Tools (R150, T3SS)
- For suspended ceilings, piping and other items using 1/4 or 3/8 threaded rod
- 16 Ga. threaded rod hanger (100 per box)
- Shank diameter = .104/.125 Head diameter = .300



| Item # | Desc. |
|--------------|--------------------------------------|
| RA14TRHMP034 | 1/4" Rod hanger with 3/4" plated pin |
| RA38TRHMP034 | 3/8" Rod hanger with 3/4" plated pin |

ITW REDHEAD

One Hole Conduit Strap Ramset®

- Used to attach conduit or armored cable to concrete
- 18 Ga conduit strap (100 per box)
- Shank diameter = .125/.150 Head diameter = .300



| Item # | Desc. |
|------------|------------------------------------|
| RA38HSSS10 | 3/8" Hole strap w/1" premium pin |
| RA12HSSS10 | 1/2" Hole strap w/1" premium pin |
| RA34HSSS10 | 3/4" Hole strap w/1" premium pin |
| RA10HSSS10 | 1" Hole strap w/1 1/4" premium pin |

ITW REDHEAD

Ceiling Clip Assemblies Powdered Fasteners

- Designed for suspended ceilings and other overhead applications
- Fastener is preassembled to 14 Ga. angle clip for applications such as the hanging of ceiling wire to support ceiling grid.
- Shank diameter = .145 Head diameter = .300



| Item # | Pin Length (in.) |
|------------|------------------|
| RASDC-125C | 1 1/4 |



OREGON WIRE PRODUCTS

Acoustical Ceiling Wire

- 12 gauge acoustical ceiling suspension wires for drop ceilings
- Other gauges available
- Call to specify length
- Call to inquire about other loop or anchor styles



Item #

Ramset SDC125 1-1/4" Pin and Angle

HFPTXXXX

Straightwire

HFSWXXXX



ITW REDHEAD

One Hole Conduit Strap

Gas Tool Fasteners

Ramset®

- Used to attach conduit or armored cable to concrete
- 15 Ga. conduit strap (100 per box)
- Shank diameter = .125/.150 Head diameter = .300



| Item # | Desc. |
|-------------|---|
| RA38HSMP034 | 3/8" Hole strap with 3/4" plated pin (18 Ga.) |

ITW REDHEAD

Tie Strap Holder

Gas Tool Fasteners

Ramset®

- Used to install temporary lighting and secure low voltage cable to concrete, uses a standard cable tie up to 3/8" in width
- Fastener pre-assembled to a 22 Ga. tie strap holder (100 per box)
- Shank diameter = .104/.125 Head diameter = .300



| Item # | Desc. |
|------------|---------------------------------------|
| RATSHMP034 | Tie strap holder with 3/4" plated pin |



ITW REDHEAD Threaded Rod Hanger Ramset®

- For suspended ceilings, piping and other items using 1/4 or 3/8 threaded rod
- 16 Ga. threaded rod hanger (100 per box)
- Shank diameter = .125/.150 Head diameter = .300



| Item # | Desc. |
|-------------|----------------------------------|
| RA14TRHSS10 | 1/4" Rod hanger w/1" premium pin |
| RA38TRHSS10 | 3/8" Rod hanger w/1" premium pin |

ITW REDHEAD Semi Automatic Fasteners

- .25 caliber, 10-shot disc loads

| Item # | Color | Wt |
|--------|--------|-----|
| RA2D60 | Brown | 4.9 |
| RA3D60 | Green | 4.9 |
| RA4D60 | Yellow | 4.9 |



ITW REDHEAD Powder Loads

ITW Ramset/Red Head powder loads and tools match tolerances to provide optimum power within recognized national velocity standards. Available in color-coded 10-load discs, 10-load strips, and 100-load boxes.

Powder Guide

Power level is designated by the load level number marked on each box; also by the color of the box and each powder load. As the number increases, the power level increases.

Case Color: Brass



| Item # | Tool Model | Power Level | Color | Caliber | Packaging/Box |
|---------|---------------|-------------|--------|---------|---------------|
| RA22CW | 721-4170 | 2 | Brown | 0.22 | 100 |
| RA32CW | 721-4170 | 3 | Green | 0.22 | 100 |
| RA42CW | 721-4170 | 4 | Yellow | 0.22 | 100 |
| RA3RS27 | SA270, DX-350 | 3 | Green | 0.27 | 10 Strips |
| RA4RS27 | SA270, DX-350 | 4 | Yellow | 0.27 | 10 Strips |
| RA5RS27 | SA270, DX-350 | 5 | Red | 0.27 | 10 Strips |
| RA3RS25 | DX-35 | 3 | Green | 0.25 | 10 Strips |
| RA4RS25 | DX-35 | 4 | Yellow | 0.25 | 10 Strips |
| RA5RS25 | DX-35 | 5 | Red | 0.25 | 10 Strips |
| RA6RS27 | DX-451 | 6 | Purple | 0.27 | 10 Strips |

ITW REDHEAD Extension Poles

Quality Ramset extension poles provide the convenience of using powder actuated tools for overhead fastening without the need for scaffolding or ladders.

Advantages:

- Rubber "motorcycle" grip for operator comfort and to reduce recoil level
- Encased cable runs length of pole and connects hand lever with trigger-no rods to bend inside
- Delrin™ coupler on cable makes pole di-electric
- Top-quality hand lever and cable system requires only 15 pounds of pressure so cable doesn't stretch
- Lightweight cast aluminum housing fits tool snugly and provides tool protection

For use with:

- D60-our premier semi-automatic tool, featuring power level adjustment and no-waste disc loads
- SA270-high-quality .27 caliber strip tool for general purpose applications
- D45-most durable, high-power, semi-automatic tool for hard concrete and steel applications
- MD380-popular 3/8" head diameter tool
- AUTOFAST-the fastest, quietest tool we make; no cocking
- Hilti® DX36

| Item # | Desc. (ft.) |
|-----------|-------------|
| RAPTSEMI6 | 6 |
| RAPTSEMI8 | 8 |



ITW REDHEAD Viper Extension Poles Ramset®

- Rubber "motorcycle" grip for operator comfort and to reduce recoil level
- Delrin™ coupler on cable makes pole di-electric
- Top-quality hand lever
- Lightweight cast aluminum housing fits tool snugly and provides tool protection
- Trigger bar adjusts easily for individual tools
- Adjustable in 1' increments

| Item # | Length (ft.) |
|------------|--------------|
| RATVP0L612 | 6—12 |



PNEUTEK Steel Decking Tools Stand-up Air-Safe®

- Ergonomic stand-up tool design for comfort, speed and convenience
- Uni-construction fasteners for highest shear strength and ease of inspection
- Fastens into unlimited steel thickness
- Lowest in-place fastener cost
- Highest corrosion resistant fasteners

| Item # | Desc. |
|----------------|---------------------------------|
| PIPT-400Z-ER1 | 1 1/2" Magazine, 1/2" Head Dia. |
| PIPT-1500Z-ER1 | 1 1/2" Magazine, 1/2" Head Dia. |





PNEUTEK Portable Air Compressors



| Item # | Description | Output |
|-----------------|-----------------------------------|---------------------|
| PIPC-2S13KES-20 | Two-stage, 12.5 hp. Kohler engine | 20 cfm @ 175 psig |
| PIPC-2S22KES-40 | Two-stage 22 hp. Kohler engine | 39.5 cfm @ 175 psig |

PNEUTEK Auxiliary Tank

- 17 gallon ASME tank assembly
- Equipped with pressure regulator, safety valve, male connector and female coupler



Item #
PIATA-17

PNEUTEK 1/2" Head Dia. Fasteners



- Knurled fasteners for steel dock
- Pre-collated in color-coded strips of 10
- Easily loaded in magazine which holds 30 fasteners
- 2500 per carton

| Item # | Diameter (in.) | Length (in.) | Steel Substrate Thickness (in.) | For Tool No. |
|------------|----------------|--------------|---------------------------------|-------------------|
| PISDK61075 | .142 | 3/4 | .113 to .155 | PT-400Z |
| PISDK63075 | .172 | 3/4 | .155 to .250 | PT-400Z, PT-1500Z |
| PIK64062 | .182 | 5/8 | .188 to .312 | PT-1500Z |
| PIK66062 | .200 | 5/8 | .281 and up | PT-1500Z |

PNEUTEK Air Hose

- 1/2" x 100 ft., 300 PSI air hose assembly
- 3/8" female coupler and 3/8" male connector

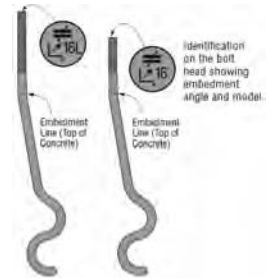


Item #
PIAHA-100



SIMPSON STRONG-TIE® SSTB Anchor Bolts

- The SSTB anchor bolt is designed for maximum performance as an anchor bolt for holdowns and Simpson Strong-Tie® Strong-Wall® shearwalls
- Extensive testing has been done to determine the design load capacity of the SSTB when installed in many common applications
- The SSTB anchor bolts are now code listed by ICC-ES under the 2006 and 2009 IBC® and IRC® to meet the requirements of ICC-ES acceptance criteria - ACC-399. ICC-ES ESR-2611 is the industry's first code report issued for proprietary anchor bolts evaluated to the criteria of AC 309

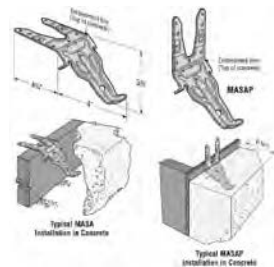


Special Features:

- Identification on the bolt head showing embedment angle and model
- Offset angle reduces side bursting, and provides more concrete cover
- Rolled thread for higher tensile capacity
- Stamped embedment line aids installation
- Available in HDG for additional corrosion resistance
- Material: ASTM F-1554, Grade 36
- Finish: None. May be ordered in HDG; contact Simpson Strong-Tie®

SIMPSON STRONG-TIE® MASA Mudsill Anchors

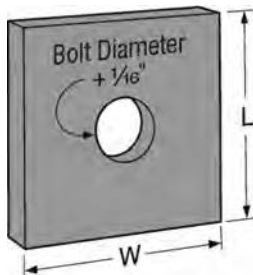
- Mudsill anchors have always been a time-saving alternative to anchor bolts, and the new MASA anchors provide even greater load-carrying capacity than our original MAS
- The MASA provides an alternative for 5/8" and 1/2" mudsill anchor bolts on 2x, double 2x and 3x mudsills
- It eliminates the need for 3" square washers for seismic design and, in some cases, has load capacities that meet or exceed the parallel and perpendicular to plate shear capacity of other cast-in-place anchors
- Two versions of the MASA are available-the standard MASA for installation on standard forms and the MASAP for panelized forms
- The MASA and MASAP are code listed by ICC-ES under the 2006 and 2009 IBC® and IRC® and have been tested to meet the requirements of ICC-ES acceptance criteria AC-308 for cracked and uncracked concrete
- Material: 16 gauge
- Finish: Galvanized, all available in ZMAX® coating





SIMPSON STRONG-TIE® BP Bearing Plates

- Bearing Plates give greater bearing surface than standard cut washers, and help distribute the load at these critical connections
- The BP 1/2 - 3 and BP 5/8 x 3 are 3" x 3" bearing plates that meet the latest requirements of the IRC and IBC; these plate washers are available un-coated or with a HDG coating
- The BP5/8SKT uses SDS 1/4" x 1-1/2" screws to provide lateral resistance when 5/8" diameter sill holes are over-drilled (screws are provided)
- The shear capacity of the connection and the sill/anchor bolt shall be determined by the Designer for each installation
- Finish: BP5/8S - Galvanized; BP 7/8 - 2 - Zinc Plated; BP - None. BP's may be ordered in HDG



SIMPSON STRONG-TIE® HDU Holdowns

- HDU Holdowns are pre-deflected during the manufacturing process, virtually eliminating deflection under load due to material stretch
- They use Simpson Strong-Tie® Strong-Drive® SDS screws which install easily and provide reduced fastener slip
- Using SDS screws results in a greater net section, when compared to bolts, as no material is removed
- The HDU series of holdowns are designed to replace previous versions of the product such as PHD'S as well as bolted holdowns. The HDU2, 4 and 5 are direct replacements for the PHD2, 5 and 6, respectively

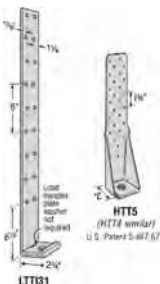
HDU Special Features:

- Pre-deflected body virtually eliminates deflection due to material stretch
- Uses SDS screws which install easily, reduce fastener slip, and provide a greater net section area of the post compared to bolts
- SDS screws are supplied with the holdowns to ensure proper fasteners are used
- No stud bolts to countersink at openings
- Finish: HDU-Galvanized



SIMPSON STRONG-TIE® LTT/HTT Tension Ties

- Tension ties offer a solution for resisting tension loads that is fastened by nails
- The entire line of tension ties has been tested and evaluated to the requirements of AC155
- The HTT4 and HTT5 are the latest generation of tension ties. They feature an optimized nailing pattern which results in better performance with less deflection
- Designed to meet new code standards, the HTT4 and HTT5 offer higher loads than their predecessors
- The LTTI31 is designed for wood chord open web truss attachments to concrete or masonry walls and may also be installed vertically on a minimum 2x6 stud
- Finish: Galvanized. May be ordered in HDG; contact Simpson Strong-Tie



SIMPSON STRONG-TIE® HD Holdowns

Tension Tie

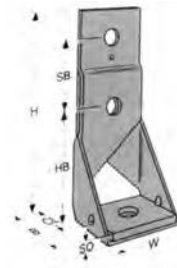
Holdowns are used to transfer tension loads between floors, to tie purlins to masonry or concrete, etc. Use HDAs and HDs for overturning requirements and other applications to transfer tension loads. All HDAs are self-jigging, ensuring code-required minimum 7 bolt diameter spacing from the end of the wood member to the center of the first bolt hole.

HDH Special Features:

- Single piece non-welded design results in higher capacity
- Load transfer plate eliminates the need for a seat washer
- Fewer inspection problems

Finish: Galvanized except HD14A - Simpson gray paint.

- Allowable loads have been increased 33% for earthquake or wind loading with no further increase allowed; reduce where other loads govern.
- Minimum post size is required to ensure the load carrying capacity of the critical net section meets the holdown capacity.
- Minimum post size is required to ensure the load carrying capacity of the critical net section meets the holdown capacity.
- HB is the required minimum distance from the end of the stud to the center of the first stud bolt hole. End distance may be increased as necessary for installation.
- The designer must specify anchor bolt type, length and embedment.
- Lag bolts will not develop the listed loads.
- Holdowns installed raised off the mudsill have larger deflection values. Consult Simpson for info.
- Deflection at highest allowable design load: The deflection of a holdown measured between the anchor bolt and the strap portion of the holdown when loaded to the highest allowable load listed. This movement is strictly due to the holdown deformation under a static load test conducted on a steel jig.
- For Hem Fir values request T-HEMFIR.



SIMPSON STRONG-TIE® STHD Strap-Tie Holdowns

The STHD is an embedded strap tie holdown with high load capacity and a staggered nail pattern to help minimize splitting.

- The strap nailing pattern allows for nailing to the edges of double 2x's
- A slot below the embedment line allows for increased front to back concrete bond and reduced spalling
- Strap nail slots are countersunk to provide a lower nail head profile
- Rim joist models accommodate up to a 17" clear span without any loss of strap nailing
- Coined edges enhance safe handling


Material: 12 ga.

Finish: Galvanized.

Codes: ICBO 5349.

- 1:RJ' after the model indicates STHDs for rim joist applications
- STHD14RJ requires 30-16d sinkers, with the (le) load at 133% of 4960 lbs.
- 10d commons or 12d common nails may be used with no load reduction.
- For two pour with 4" slab or less. The STHD14 load at 1/2" edge 2000 psi is 3235. The STHD10 at the same condition is 2035.
- Allowable loads have been increased 33% and 60% for earthquake or wind loading with no further increase allowed; reduce for other load durations according to the code.
- For Hem-Fir values, request T-Hemfir.
- Strap may be bent one full cycle.

Min Stem Wall: 8





SIMPSON STRONG-TIE®

AB Adjustable and Standoff Post Bases

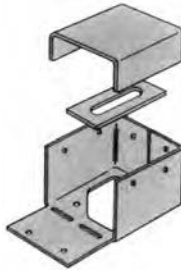
The AB is a fully-adjustable post base which offers moisture protection and finished hardware appearance.

Post bases provide tested capacity. They feature 1" standoff height above concrete floors, code-required when supporting permanent structures that are exposed to the weather or water splash, or in basements. They reduce the potential for decay at post and column ends.

Material: 12 ga plates; 16 ga base cover.

Finish: Galvanized.

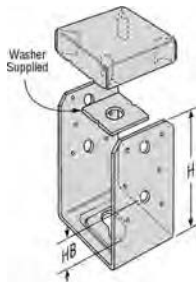
1. Loads may not be increased for short-term loading.



SIMPSON STRONG-TIE®

ABU Adjustable and Standoff Post Bases

- The AB is an adjustable post base which offers moisture protection and finished hardware appearance
- These post bases feature 1" standoff height above concrete floors, code-required when supporting permanent structures that are exposed to the weather or water splash, or in basements
- They reduce the potential for decay at post and column ends
- Material: 12 gauge plates-16 gauge base cover
- Finish: Galvanized. Some materials available in ZMAX®



SIMPSON STRONG-TIE®

EPB Elevated Post Bases

Material: 12 ga. base plate, 1 1/16" OD x 8" pipe.

1. Loads may not be increased for short-term loading.
2. EPB46 have extra nail holes; only eight must be filled to achieve table loads.
3. Specifier to design concrete for shear capacity.

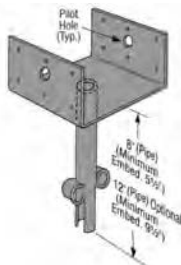
Width: 5 1/2

Height: 3

Allowable Loads (133) and (160) F1: 985

Allowable Loads (133) and (160) F2: 1135

Allowable Loads Down (100): 3465



SIMPSON STRONG-TIE®

PB Post Bases

Locking prongs inserts into concrete. The one-piece design assures maximum strength.

Material: 12 gauge.

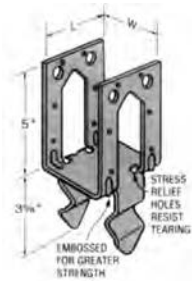
Codes: BOCA, ICBO, SBCCI NER-443; City of LA RR 25149.

1. Allowable loads have been increased 33% and 60% for earthquake or wind loading, with no further increase allowed.

Allowable Loads 12-16d Nails (133 & 160)

F1: 765

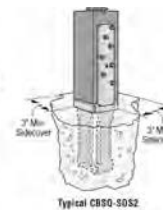
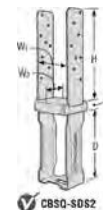
Allowable Loads 12-16d Nails (133 & 160) F2: 1325



SIMPSON STRONG-TIE®

CBSQ Column Bases

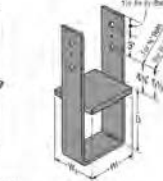
- The CBSQ uses Simpson Strong-Tie® Strong-Drive® SDS screws, which allow for fast installation, reduced reveal and high capacity, provides a greater net section area of the column compared to bolts
- Finish: Galvanized, available in HDG with HDG screws
- Ordering: To order with screws, specify CBSQ-SDS2. To order without screws, specify CBSQ



SIMPSON STRONG-TIE®

CB Column Bases

- Finish: CB44, CB46, CB48, CB66, CB68, CB610, CB86- galvanized, all other CB - Simpson Strong-Tie® gray paint or HDG
- Available in rough size. Other sizes available for CB specify W1 and W2 dimensions. Consult Simpson Strong-Tie for bolt sizes and allowable loads



SIMPSON STRONG-TIE®

BC Post Caps

The BC series offers dual purpose post cap/base for light cap or base connections.

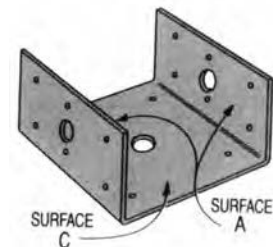
Material: 18 gauge.

Finish: Galvanized.

1. Allowable loads have been increased 33% and 60% for earthquake or wind loading with no further increase allowed; reduced for other load durations according to the code.

Dimensions W1: 5 1/2

Fasteners (Each Side) Surface A: 6-16d

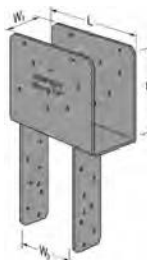


Need detailed specs? Call today!



SIMPSON STRONG-TIE® ECCQ Column Caps

- Column caps provide a high capacity connection for column-beam combinations. This design uses Simpson Strong-Tie® Strong-Drive® SDS screws to provide faster installation and provides a greater net section area of the column compared to bolts. The SDS screws provide for a lower profile compared to standard through bolts
- Material: 7 ga.
- Finish: Simpson Strong-Tie® gray paint, available in HDG
- For rough cut lumber sizes, provide dimensions. An optional W2 dimension may be specified with any column size given. (Note that the W2 dimensions on straps rotated 90° is limited by the W1 dimension)
- Straps may be rotated 90° where W1 ≤ W2

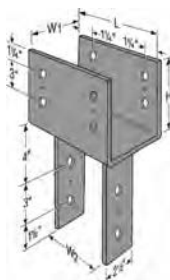


SIMPSON STRONG-TIE® CC Column Caps

- Column caps provide a high capacity connection for column-beam combinations
- Material: CC3-1/4, CC44, CC46, CC48, CC4.62, CC64, CC66, CC68, CC6-7-1/2 7gauge, all others 3 gauge
- Finish: Simpson Strong-Tie® gray paint, may be ordered HDG, CCO, ECCO-no coating

Options:

- Straps may be rotated 90° where W1 ≤ W2
- For special, custom, or rough cut lumber sizes, provide dimensions. An optional W2 dimension may be specified with any column size given (note that the W2 dimension on straps rotated 90° is limited by the W1 dimension)



SIMPSON STRONG-TIE® ECC Column Caps

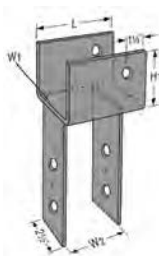
The industry standard column cap. Precision factory gang-punched holes speed installation on this product line.

Material: 3 gauge.

Finish: Simpson gray paint.

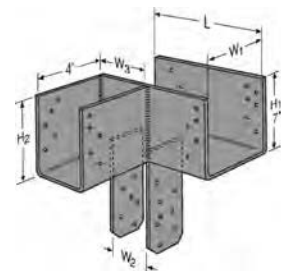
- Post sides are assumed to lie in the same vertical plane as the beam sides.
- Loads may not be increased for short-term loading.
- ECC downloads assume a post of W1 x W2.
- Spliced conditions must be detailed by the specifier to transfer tension loads between spliced members by means other than the column cap.
- Uplift loads do not apply to splice conditions.

Dimension W1: 5 1/4, Dimension W2: 5 1/2, Dimension L CC: 13, Dimension L ECC: 9 1/2, Dimension H: 8, Fasteners Beam Qty: 4, Fasteners Beam Dia: 3/4, Fasteners Post Qty: 2, Fasteners Post Dia: 3/4, Allowable Loads Uplift CC (133): 6275, Allowable Loads Uplift CC (160): 6690, Allowable Loads Down CC (100): 37310, Allowable Loads Down ECC (100): 15785



SIMPSON STRONG-TIE® ECCLQ Column Caps

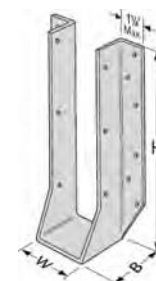
- The ECCLQ column caps provide high capacity, multiple beam to column connection options. The design uses Simpson Strong-Tie® Strong-Drive® screws (SDS) to provide faster installation and a lower profile compared to standard through bolts. Screws are configured to provide high uplift design values



- Material: 7 gauge
 - Finish: Simpson Strong-Tie® gray paint, also available in HDG
- Ordering:
- The L dimension varies depending on the width of the side stirrup (W3 or W4). Contact Simpson Strong-Tie for exact dimensions
 - Main beam stirrup height is 7". Side beam stirrups (H2 or H3) can vary in height with the minimum height of 7". Specify the side stirrup height from the top of the cap
 - Example order: 4x Main beam, 6x Post, 4x Side beam (oriented to the left) is ordered as an ECCLQ464SDS

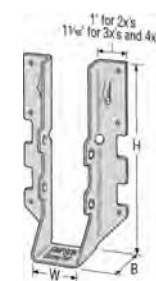
SIMPSON STRONG-TIE® HU Standard Joist Hangers

- Most Models have triangle and round holes
- To achieve maximum loads, fill both round and triangle holes with common nails
- These heavy-duty connectors are designed for schools and other structures requiring additional strength, longevity and safety factors
- Finish: Galvanized. Some products available in ZMAX® coating
- HU hangers available with the header flanges turned in for 2-5/16 width and larger, with no load reduction - order HUC hanger
- HU only - rough beam sizes available by special order



SIMPSON STRONG-TIE® LUS Double Shear Joist Hangers

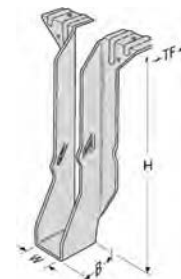
- All hangers in this series have double shear nailing. This innovation distributes the load through two points on each joist nail for greater strength. It also allows for the use of fewer nails, faster installation, and the use of standard nails for all connections (Do not bend or remove tabs)
- Finish: Galvanized. Some product available in stainless steel or ZMAX® coating
- Z suffix indicates ZMAC® coating, ask about availability
- LUS hangers cannot be modified



SIMPSON STRONG-TIE® LB Top Flange Hangers

Joist Beam and Purlin Hangers

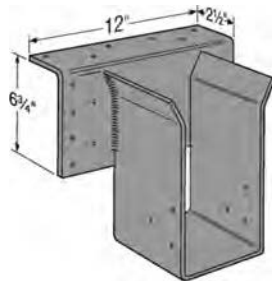
- Finish: Galvanized, can be ordered in HDG





SIMPSON STRONG-TIE® HGLT Top Flange Hangers

- HGLT hangers accommodate typical structural requirements for timber and glulam beams
- Material: All welded GL series glulam hangers have a 3 gauge top flange
- Finish: Simpson Strong-Tie® gray paint. HDG available



SIMPSON STRONG-TIE® THA Adjustable Truss Hangers

The THA series' extra long straps allow full code nailing and can be field-formed to give top flange hanger convenience.

Finish: Galvanized.

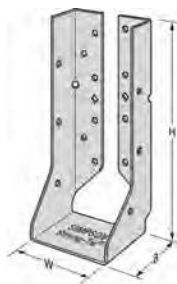
Codes: BOCA, ICBO, SBCCI NER-209; City of L.A. RR 24949; Dade Co., FL 00-0512.06.

1. 16d sinkers may be used to replace 16d commons at 0.85 of table load.
 2. Uplift has been increased 33% and 60% for earthquake or wind loading with no further increase allowed; reduce for other load conditions as required by code.
 3. Roof loads are 125% of floor loads unless limited by other criteria. Floor loads may be adjusted for load durations according to the code, provided they do not exceed those in the roof column.
- Minimum Carried Member: 2x6, Ga: 18, Dimension W: 1 5/8, Dimension H: 13 5/16, Dimension C: 5 1/2, Fasteners Carrying Member Top: 4-10d, Fasteners Carrying Member Face: 2-10d, Fasteners Carrying Member Straight: 4-10dx1 1/2, Down Avg Ult: 5343, Doug-Fir-Larch/Southern Pine Allowable Loads Floor (100): 1615, Doug-Fir-Larch/Southern Pine Allowable Loads Snow (115): 1615, Doug-Fir-Larch/Southern Pine Allowable Loads Roof (125): 1615, Spruce-Pine-Fir Allowable Loads Floor (100): 1280, Spruce-Pine-Fir Allowable Loads Snow (115): 1280, Spruce-Pine-Fir Allowable Loads Roof (125): 1280,



SIMPSON STRONG-TIE® HUCQ Heavy-Duty Joist Hangers

- The HUCQ series are heavy-duty joist hangers that incorporate Simpson Strong-Tie® Strong-Drive® wood screws (SDS)
- Designed and tested for installation at the end of a beam or on a post, they provide a strong connection with fewer fasteners than nailed hangers
- Material: 14 gauge
- Finish: Galvanized
- These products are available with additional corrosion protection
- Options: These hangers cannot be modified

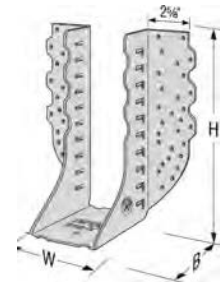


SIMPSON STRONG-TIE® HGUS Glulam Beam and Double Shear Joist Hangers

- Face mount hanger used for high load applications
- All hangers in this series have double shear nailing. This patented innovation distributes the load through two points on each joist nail for for greater strength. It also allows for the use of fewer nails, faster installation, and the use of common nails for connections
- Finish: Galvanized. Some products available in ZMAX® coating

Options:

- Concealed flanges are not available for HGUS
- Other sizes available, contact Simpson Strong-Tie

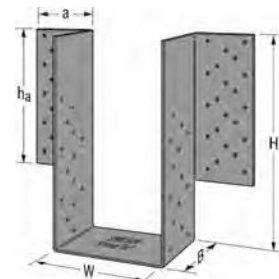


SIMPSON STRONG-TIE® HGU High Capacity Girder Hangers

- A high capacity girder hanger designed for situations where the header and joist are flush at the top
- These products can be used for retrofit on the framing members after they are temporarily placed in position
- Simpson Strong-Tie® Strong-Drive® screws (SDS) make installation fast and easy, with no pre-drilling required
- Finish: Galvanized

Options:

- Hot-dip galvanized available. Order as "X" version, specify HDG
- Other seat widths available. Order as "X" version, specify width
- HGU hangers may be skewed up to 45°



SIMPSON STRONG-TIE® IUS I-Joist Hangers


- The improved IUS is now fully compatible with shallow flange I-joists
- I-joists with flange thickness between 1-1/8" and 1-1/2" achieve the full allowable loads including uplift values and joist nails are not required
- The IUS is a hybrid hanger that incorporates the advantages of the face mount and top mount hanger
- Installation is fast with the Strong-Grip® seat, easy to reach face nails and self-jigging locator tabs
- Finish: Galvanized

Uplift Loads:

- Models have optional joist nail holes for additional uplift. Properly attached web stiffeners are required
- Add web fillers and two 10dx1-1/2 joist nails for a total uplift load of 365 lbs.

Options:

- These hangers cannot be modified. However, these models will normally accommodate a skew up to 5°
- For sloped joists up to 1/4:12 there is no reduction, between 1/4:12 and up to 1/2:12, tests show a 10% reduction in ultimate hanger strength
- Local crushing of the bottom flange or excessive deflection may be limiting; check with joist manufacturer for specific limitations on bearing of this type

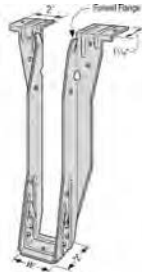




SIMPSON STRONG-TIE® ITS Top Flange Hangers

Engineered Wood Products Hangers

- The innovative ITS sets a new standard for engineered wood top flange hangers. It installs faster and uses fewer nails than any other EWP top flange hanger
- The new Strong-Grip™ seat and Funnel Flange™ features allow standard joist installation without requiring joist nails resulting in the lowest installed cost
- The Strong-Grip seat firmly secures I-joists with flange thicknesses from 1-1/8" to 1-1/2"
- Material: 18 gauge
- Finish: Galvanized



Allowable Loads:

- ITS hangers have locations for optional nails if additional uplift is needed. Optional uplift nailing requires the addition of properly secured web stiffeners

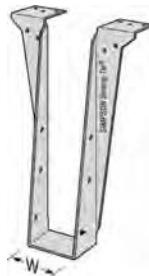
Options:

- Because these hangers are fully die-formed, they cannot be modified. However these models will normally accommodate a skew of up to 5°

SIMPSON STRONG-TIE® LBV I Top Flange Hangers

I-Joist and Structural Composite Lumber Hanger

- The newly improved LBV hanger offers offers wide versatility for I-joists and structural composite lumber
- The enhanced load capacity widens the range of applications for these hangers
- The LBV features positive angle nailing and does not require the use of web stiffeners for standard non-modified I-joist applications
- Finish: Galvanized; all saddle hangers and all welded sloped and special hangers - Simpson Strong-Tie® gray paint. It may also be ordered in HDG finish

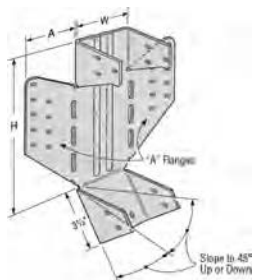


Options:

- Other widths are available; specify W dimension (the minimum W dimension is 1-9/16)

SIMPSON STRONG-TIE® LSSU Light Slopeable/Skewable U Hangers for I-Joists and SCL

- Attaches joists or rafters to headers, sloped up or down, and skewed left or right, up to 45°
- 18 Gauge
- Finish: Galvanized



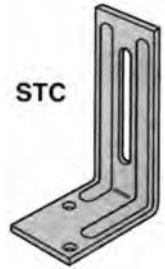
SIMPSON STRONG-TIE® STC/DTC Roof Truss Clips

For alignment control between a roof truss and nonbearing walls; the 1 1/2" slot permits vertical truss chord movement when loads are applied.

Material: 18 gauge.

1. Loads may not be increased for short-term loading.
2. Truss or rafter must be bearing on top plate to achieve the allowable loads under "without gap."
3. Installed with maximum 1/4" space between rafter or truss and top plate under "with 1/4 gap". Where loads are not required, space is not limited to 1/4".

STC



SIMPSON STRONG-TIE® MST Strap Tie

- Straps are designed to transfer tension loads in a wide variety of applications
- Splitting may be a problem with installations on lumber smaller than 3-1/2"; either fill every nail hole with 10dx1-1/2" nails or fill every other hole with 16d common nails
- Reduce the allowable load based upon the size and quantity of fasteners used



SIMPSON STRONG-TIE® TS Twist Straps

Twist straps provide a tension connection between two wood members. An equal number of right and left hand units are supplied in each carton.

Material: 16 gauge.

Some products available in stainless steel and Z-MAX.

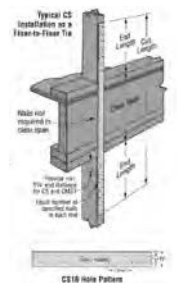
1. Install half of the fasteners on each end of the strap to achieve full loads.
2. Loads have been increased 33% and 60% for earthquake or wind loading; no further increase allowed.
3. 16d sinkers (9 ga x 3 1/4") may be substituted for the specified 16d commons at 0.84 of the table loads.

L: 17 3/4, Fasteners (Total): 14-16d, Allowable Loads (133 & 160): 930



SIMPSON STRONG-TIE® CS Coiled Straps

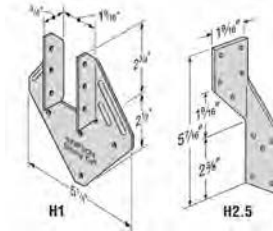
- Continuous utility strap which can be cut to length on the job site
- Finish: Galvanized. Some products available in ZMAX® coating





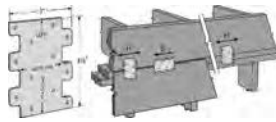
SIMPSON STRONG-TIE® H Seismic and Hurricane Ties

- The Hurricane Tie series features various configurations of wind and seismic ties for trusses and rafters
- Finish: Galvanized. Some items available in stainless steel or ZMAX® coating



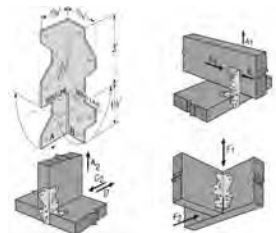
SIMPSON STRONG-TIE® LTP4 Framing Plate

- The LTP4 Lateral Tie Plate transfers shear forces for top plate-to-rim joist or blocking connections
- Nail holes are spaced to prevent wood splitting for single and double top plate applications
- May be installed over plywood sheathing
- Material: 20 gauge
- Finish: Galvanized. Some products available in stainless steel or ZMAX® coating



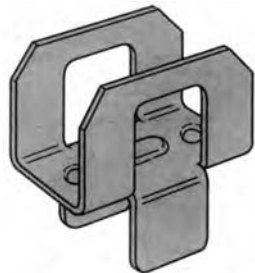
SIMPSON STRONG-TIE® A35 Framing Angle

- The A35 anchor's exclusive bending slot allows instant accurate field bends for all two- and three-way ties
- Balanced, completely reversible design permits the A35 to secure a great variety of connections
- Material: 18 gauge
- Finish: Galvanized. Some products available in stainless steel or ZMAX® coating



SIMPSON STRONG-TIE® PSCL Panel Sheathing Clips

Material: 20 gauge.
PSCLs per Span: 1



SIMPSON STRONG-TIE® QDPROCCS+M25K Screwdriver Kit Quik Drive®

Includes:

- QDPRO300SG2 attachment
- QDPRO200SG2 attachment
- Extension for stand-up driving
- Quiver for keeping screws at your fingertips
- Tool case
- Expanded depth settings for high-density flooring materials
- Reversible and replaceable non-skid teeth attachment
- Uniform toenailing and countersink on slick surfaces
- Will drive from 1"-3" screws



Item #

QDPROCCS+M25K

SIMPSON STRONG-TIE® #8 Wood-to-Wood Deck Screws

Auto-Feed Screw Driving Systems Quik Drive®

- #3 Undersized square drive - BIT3SU
- Flat head, twin threads
- Nibs under the head for easier countersinking
- Quik Guard® coating, curved collation
- Sharp point style



| Item # | Length | Qty |
|--------------|--------|------|
| QDWSNTLG212S | 2-1/2" | 1500 |
| QDWSNTLG3s | 3" | 1000 |

SIMPSON STRONG-TIE® #10 Deck/Dock Stainless Screws

Auto-Feed Screw Driving Systems Quik Drive®

- #3 Square drive - BIT3S
- Coarse threads
- Type 17 point
- Bugle head
- Curved collation
- Available in 305 & 316 stainless steel



| Item # | Length | Material | Qty |
|-------------|--------|----------|------|
| QDSS3DSC3BS | 3" | 305 SS | 1000 |



SIMPSON STRONG-TIE®
#8 Wood-to-Wood Sub Floor Screws

Auto-Feed Screw Driving Systems
Quik Drive®

- For Subflooring/Sheathing/Wall Plates/Stair Tread
- #3 Square drive - BIT3S
- Flat head, twin threads
- Nibs under the head for easier countersinking
- Yellow zinc dichromate coating, curved collation
- Sharp point style



| Item # | Length | Qty |
|-------------|--------|------|
| QDWSNTL134S | 1-3/4" | 2000 |
| QDWSNTL2LS | 2" | 2000 |
| QDWSNTL212S | 2-1/2" | 1500 |

SIMPSON STRONG-TIE®
#3 Square Drive Bit
Auto-Feed Screw Driving Systems
Quik Drive®



- BIT3S - for most screws with #3 recess and interior-grade coating
- BIT3SU - for most screws with #3 recess and exterior-grade coating

| Item # | Desc |
|---------------|-------------------------------|
| QDBIT3S-RC10 | #3 Square drive bit |
| QDBIT3SU-RC10 | #3 Undersize square drive bit |

SIMPSON STRONG-TIE®
Bits and Recess Drives
Quik Drive®



- The bit(s) included in each box of Quik Drive screws should drive the entire box
- Variations in materials and driving technique can cause excessive wear; additional bit packs are available for purchase
- Reference the description on the bit label in your box of screws or the screw box label to ensure correct selection

| Item # | Size |
|---------------|----------------|
| QDBIT3S-RC10 | #3 Squaredrive |
| QDBIT3SU-RC10 | #3 Undersized |

Edge has a large selection of Bolts, Anchors, Screws and specialty fasteners

Call for help with your applications!

Edge is happy to research custom fasteners to meet your requirements.

Your PFERD Abrasives Quick Product Selection Guide:

PFERD Tungsten Carbide Burs



PFERD-Cuts and Applications

PFERD tungsten carbide burs are designed for machining materials of virtually any strength. The perfect combination of tungsten carbide, shape and cut geometry and, if required, coatings, makes this possible. PFERD burs are internationally known for highest possible levels of concentricity and consistency. The resulting balance and performance provides many user advantages.

Advantages











- Allows the operator to work more safely.
- Reduces wear on power tool.
- Provides smooth operating action.
- Prevents chatter marks.
- Increases bur service life and stock removal.

Application Examples

- Deburring.
- Contouring.
- Milling in preparation for build-up welding.
- Weld dressing.
- Milling of acute-angled surfaces.
- Inner contour work, i.e. peripheral and face milling.

| Cut Type | Application | Cut Type | Application |
|--|---|--|--|
| Single Cut  | Recommended for high coarse stock removal and good surface finish on cast iron, steel < 60 HRC, stainless steel (INOX), nickel-based alloys and titanium alloys. | Diamond Cut  | Recommended for machining when a high stock removal is required. Creates short chips and good surface quality on stainless steel (INOX), steel < 60 HRC, high heat-resistant materials such as nickel-based alloys, cobalt-based alloys. |
| Double Cut  | Similar to single cut, but with cross cut. Recommended for high coarse stock removal on cast iron, steel < 60 HRC, stainless steel (INOX), nickel-based alloys and titanium alloys. | Fine Cut  | Recommended for fine deburring of stainless steel (INOX), high heat-resistant materials such as nickel based, cobalt based alloys. |
| | | ALU Cut  | Recommended for coarse machining with high stock removal of aluminum and aluminum alloys, light metals, non-ferrous metals and plastics. |

Overview Applications and Shapes

| Cylindrical | Cylindrical (End Cut) | Cylindrical (Radius End) | Ball |
|--|--|--|--|
|  Shape A |  Shape B |  Shape C |  Shape D |
| Oval | | Tree (Radius End) | Tree (Pointed End) |
|  Shape E | |  Shape F |  Shape G |
| Flame | | Taper | Cone |
|  Shape H | |  Shape L |  Shape M |



PFERD ABRASIVES
**Tungsten Carbide
Burs**

**Cylindrical (Plain End)
Shape A**



- Cylindrical bur with plain end (uncut)
- Application: Deburring
- Shank Dia.: 1/4"

| Item # | Head Dia. x Lgth. (in.) | SCTI No. | Overall Length (in.) | Cut Type |
|---------|-------------------------|----------|----------------------|----------|
| PF24033 | 1/4 x 5/8 | SA-1 | 1 15/16 | Diamond |
| PF24063 | 3/8 x 3/4 | SA-3 | 2 1/2 | Diamond |
| PF24102 | 1/2 x 1 | SA-5 | 2 3/4 | Double |
| PF24103 | 1/2 x 1 | SA-5 | 2 3/4 | Diamond |
| PF24113 | 5/8 x 1 | SA-6 | 2 3/4 | Diamond |

PFERD ABRASIVES
Tungsten Carbide Burs
**Cylindrical (Plain End)
Shape A**



- Cylindrical bur with plain end (uncut)
- Application: Deburring
- Shank Dia.: 1/4"

| Item # | Head Dia. x Lgth. (in.) | SCTI No. | Overall Length (in.) | Cut Type |
|---------|-------------------------|----------|----------------------|----------|
| PF24065 | 3/8 x 3/4 | SA-3 | 2 1/2 | Alu |

PFERD ABRASIVES
**Tungsten Carbide
Burs**

**Cylindrical (End Cut)
Shape B**



- Application: Interior contour work, i.e., peripheral and face milling
- Shank Dia.: 1/4"
- Box Quantity: 1

| Item # | Head Dia. x Lgth. (in.) | SCTI No. | Overall Length (in.) | Cut Type |
|---------|-------------------------|----------|----------------------|----------|
| PF24283 | 1/2 x 1 | SB-5 | 2 3/4 | Diamond |
| PF24292 | 5/8 x 1 | SB-6 | 2 3/4 | Double |
| PF24293 | 5/8 x 1 | SB-6 | 2 3/4 | Diamond |
| PF24343 | 1 x 1 | SB-9 | 2 3/4 | Diamond |

PFERD ABRASIVES

**Tungsten Carbide
Burs**

**Cylindrical (Radius End)
Shape C**



- General-use shape (combination of cylindrical and spherical geometries).
- Application: Surface milling, Contouring
- Shank Dia.: 1/4"

| Item # | Head Dia. x Lgth. (in.) | SCTI No. | Overall Length (in.) | Cut Type |
|---------|-------------------------|----------|----------------------|----------|
| PF24393 | 1/4 x 5/8 | SC-1 | 1 15/16 | Diamond |
| PF24423 | 3/8 x 3/4 | SC-3 | 2 1/2 | Diamond |
| PF24462 | 1/2 x 1 | SC-5 | 2 3/4 | Double |
| PF24463 | 1/2 x 1 | SC-5 | 2 3/4 | Diamond |
| PF24473 | 5/8 x 1 | SC-6 | 2 3/4 | Diamond |
| PF24483 | 3/4 x 1 | SC-7 | 2 3/4 | Diamond |
| PF24513 | 1 x 1 | SC-9 | 2 3/4 | Diamond |

PFERD ABRASIVES
**Tungsten Carbide
Burs**

Ball Shape D



- Application: Contouring, Bore deburring, milling in preparation of build-up welding
- Shank Dia.: 1/4"

| Item # | Head Dia. x Lgth. (in.) | SCTI No. | Overall Length (in.) | Cut Type |
|---------|-------------------------|----------|----------------------|----------|
| PF24543 | 1/4 x 3/16 | SD-1 | 1 15/16 | Diamond |
| PF24563 | 3/8 x 5/16 | SD-3 | 2 1/16 | Diamond |
| PF24593 | 5/8 x 9/16 | SD-6 | 2 5/16 | Diamond |

PFERD ABRASIVES
**Tungsten Carbide
Burs**

Oval Shape E



- Application: Contouring
- Shank Dia.: 1/4"

| Item # | Head Dia. x Lgth. (in.) | SCTI No. | Overall Length (in.) | Cut Type |
|---------|-------------------------|----------|----------------------|----------|
| PF24633 | 1/4 x 3/8 | SE-1 | 1 15/16 | Diamond |
| PF24643 | 3/8 x 5/8 | SE-3 | 2 3/8 | Diamond |



PFERD ABRASIVES
**Tungsten Carbide
Burs**
Tree (Radius End)
Shape F



- Application: Work on narrow contours
- Shank Dia.: 1/4"

| Item # | Head Dia. x Lgth. (in.) | SCTI No. | Overall Length (in.) | Cut Type |
|---------|-------------------------|----------|----------------------|----------|
| PF24693 | 1/4 x 5/8 | SF-1 | 1 15/16 | Diamond |
| PF24703 | 3/8 x 3/4 | SF-3 | 2 1/2 | Diamond |
| PF24722 | 1/2 x 1 | SF-5 | 2 3/4 | Double |
| PF24733 | 1/2 x 3/4 | SF-13 | 2 1/2 | Diamond |
| PF24753 | 3/4 x 1 | SF-7 | 2 3/4 | Diamond |

PFERD ABRASIVES
**Tungsten Carbide
Burs**
Tree (Pointed End)
Shape G



- Bullet-shaped bur, flattened tip
- Application: Work on narrow contours, Milling of acute-angled surfaces
- Shank Dia.: 1/4"

| Item # | Head Dia. x Lgth. (in.) | SCTI No. | Overall Length (in.) | Cut Type |
|---------|-------------------------|----------|----------------------|----------|
| PF24783 | 1/4 x 5/8 | SG-1 | 1 15/16 | Diamond |
| PF24793 | 5/16 x 3/4 | SG-2 | 2 1/2 | Diamond |
| PF24803 | 3/8 x 3/4 | SG-3 | 2 1/2 | Diamond |
| PF24813 | 1/2 x 1 | SG-5 | 2 3/4 | Diamond |

PFERD ABRASIVES
**Tungsten Carbide
Burs**
Flame
Shape H



- Application: Contouring
- Shank Dia.: 1/4"

| Item # | Head Dia. x Lgth. (in.) | SCTI No. | Overall Length (in.) | Cut Type |
|---------|-------------------------|----------|----------------------|----------|
| PF24863 | 1/4 x 5/8 | SH-1 | 1 15/16 | Diamond |

PFERD ABRASIVES
**Tungsten Carbide
Burs**
14° Taper (Radius End)
Shape L



- Application: Work on narrow contours and surfaces, surface machining
- Shank Dia.: 1/4"

| Item # | Head Dia. x Lgth. (in.) | SCTI No. | Overall Length (in.) | Cut Type |
|---------|-------------------------|----------|----------------------|----------|
| PF25142 | 5/16 x 1 | SL-2 | 2 13/16 | Double |
| PF25143 | 5/16 x 1 | SL-2 | 2 13/16 | Diamond |
| PF25153 | 3/8 x 1 1/8 | SL-3 | 3 | Diamond |
| PF25163 | 1/2 x 1 1/8 | SL-4 | 3 1/16 | Diamond |

PFERD ABRASIVES
**Tungsten Carbide
Burs**
Cone (Pointed End)
Shape M



- Conical bur, flattened tip
- Application: Work on narrow contours, Surface machining
- Shank Dia.: 1/4"

| Item # | Head Dia. x Lgth. (in.) | Angle (deg.) | SCTI No. | Overall Length (in.) | Cut Type |
|---------|-------------------------|--------------|----------|----------------------|----------------|
| PF25222 | 1/4 x 1 | 10 | SM-3 | 1 15/16 | Double Diamond |
| PF25213 | 1/4 x 3/4 | 14 | SM-2 | 1 15/16 | Diamond |
| PF25253 | 5/8 x 1 1/8 | 31 | SM-6 | 2 15/16 | Diamond |

PFERD ABRASIVES
**Combiclick®
Fiber Discs**
Aluminum Oxide A













- Patented quick-mounting and cooling system for use with fibre discs
- Combines an innovative flexible backing pad with a quick, easy and rugged mounting system on the back of the disc

| Item # | Diameter (in.) | Grit |
|---------|----------------|------|
| PF40092 | 4 1/2 | 36 |
| PF40116 | 7 | 36 |

Your PFERD Abrasives Quick Product Selection Guide: Coated and Non-Woven Abrasives



| Type of Operation | | Face-Down Grinding Tools for Use with Backing Pad | Peripheral Grinding Mounted/Unmounted Tools | Manual Grinding |
|--|--|--|---|---|
| Processing Step | | | | |
| Rough Grinding  | Modification of workpiece geometry |  Fibre Discs Aluminum oxide grain Grit Sizes: 16, 24, 36 | | |
| | Multi-step fine grinding, reducing roughness |  Fibre Discs Aluminum oxide grain Grit Sizes: 50, 60, 80 |  Mounted Flap Wheels for Angle Grinders Aluminum oxide grain Grit Sizes: 60, 80, 120 or Zirconia alumina grain Grit Sizes: 60, 80 | |
| | Fine grinding Ultra fine grinding |  Fibre Discs Aluminum oxide grain Grit Sizes: 80, 100, 120 |  Mounted Flap Wheels for Angle Grinders Aluminum oxide grain Grit Sizes: 120, 180, 240 or Zirconia alumina grain Grit Sizes: 120 | |
| | Cleaning |  POLIVLIES™ Hook and Loop Discs Grit Sizes: Coarse, Medium | |  POLIVLIES™ Hand Pads Abrasive: Aluminum oxide A General purpose, Medium finish |
| | Creation of visual surface effects |  POLIVLIES™ Hook and Loop Discs Grit Size: Very Fine | |  POLIVLIES™ Hand Pads Abrasive: Silicon carbide SiC Ultra fine finish |
| Fine Surface Finishing | | | | |



PFERD ABRASIVES

Combiclick®

Fiber Discs

Zirconia Alumina Z

- Patented quick-mounting and cooling system for use with fibre discs
- Combines an innovative flexible backing pad with a quick, easy and rugged mounting system on the back of the disc



| Item # | Disc Dia. (in.) | Grit |
|---------|-----------------|------|
| PF40131 | 4½ | 36 |
| PF40132 | 4½ | 50 |
| PF40133 | 4½ | 60 |
| PF40152 | 7 | 36 |

PFERD ABRASIVES

Combiclick® Fiber Disc

Backing Pads

- Permits the use of COMBICLICK® fibre discs on angle grinders
- Cooling slot geometry ensures a high delivery of air through the backing pad, thus significantly reducing thermal loads on the abrasive material and workpiece
- Minimizes tool changing times



| Item # | Disc Dia. (in.) | Thread Size (in.) |
|---------|-----------------|-------------------|
| PF69470 | 4½ & 5 | 5/8-11 |
| PF69474 | 7 | 5/8-11 |


Pferd premium
quality abrasives.
You want them,
we've got them.

PFERD ABRASIVES

Fiber Discs

Aluminum Oxide A

- Well suited for both rough and fine grinding
- Very flexible
- For flat and irregular surfaces
- Long life resin bond



| Item # | Diameter x Arbor | Grit | Max. RPM |
|---------|------------------|------|----------|
| PF62402 | 4 x 5/8 | 24 | 15,900 |
| PF62403 | 4 x 5/8 | 36 | 15,900 |
| PF62406 | 4 x 5/8 | 80 | 15,900 |
| PF62451 | 4½ x 7/8 | 16 | 13,300 |
| PF62452 | 4½ x 7/8 | 24 | 13,300 |
| PF62453 | 4½ x 7/8 | 36 | 13,300 |
| PF62454 | 4½ x 7/8 | 50 | 13,300 |
| PF62455 | 4½ x 7/8 | 60 | 13,300 |
| PF62456 | 4½ x 7/8 | 80 | 13,300 |
| PF62457 | 4½ x 7/8 | 100 | 13,300 |
| PF62701 | 7 x 7/8 | 16 | 8,500 |
| PF62702 | 7 x 7/8 | 24 | 8,500 |
| PF62703 | 7 x 7/8 | 36 | 8,500 |
| PF62704 | 7 x 7/8 | 50 | 8,500 |
| PF62705 | 7 x 7/8 | 60 | 8,500 |
| PF62706 | 7 x 7/8 | 80 | 8,500 |
| PF62708 | 7 x 7/8 | 120 | 8,500 |

PFERD ABRASIVES

Hand Pads

POLIVLIES™

- Designed for light manual grinding, deburring and cleaning work on metals, plastics, glass-fiber reinforced plastics, stainless steel, aluminum, paint, coatings and fillers
- Due to their flexibility, pads provide outstanding results on contours and in hard-to-reach workpiece areas
- Suitable for dry or wet use
- Width x Length: 6"x 9"



| Item # | Desc. | Grain | Color |
|---------|-----------------|-----------------|--------|
| PF44600 | General Purpose | Aluminum Oxide | Maroon |
| PF44606 | Medium Finish | Aluminum Oxide | Tan |
| PF44609 | Ultra Fine | Silicon Carbide | Grey |



PFERD ABRASIVES
Mounted Flap Wheels

Aluminum Oxide

- 1/4" Shaft Size
- Adapt readily to irregular surfaces
- Can be used in flat surfaces and in difficult to reach areas
- Can be profiled to contours of the workpiece



| Item # | Diameter (in.) | Length (in.) | Grit | Rec. RPM | Max RPM |
|---------|----------------|--------------|------|----------|---------|
| PF45185 | 1 | 1 | 80 | 15,000 | 25,000 |
| PF45233 | 1-1/2 | 1 | 80 | 9,600 | 23,000 |
| PF45238 | 2 | 1 | 60 | 7,000 | 23,000 |
| PF45239 | 2 | 1 | 80 | 7,000 | 23,000 |
| PF45240 | 2 | 1 | 120 | 7,000 | 23,000 |
| PF45241 | 2 | 1 | 180 | 7,000 | 23,000 |
| PF45242 | 2 | 1 | 240 | 7,000 | 23,000 |
| PF45208 | 3 | 1 | 60 | 4,800 | 20,000 |
| PF45209 | 3 | 1 | 80 | 4,800 | 20,000 |

PFERD ABRASIVES
Mounted Flap Wheels

Zirconia Alumina

- Designed for use on stainless steel and high temperature alloys
- Provide high stock removal rates and particularly cool grinding action (abrasive will not load up)
- PFERD Specification Number: F Z INOX
- Length: 1"; Shank Dia.: 1/4"



| Item # | Dia. (in.) | Grit | Recom. Speed RPM | Max. RPM |
|---------|------------|------|------------------|----------|
| PF45467 | 1 | 120 | 15,000 | 25,000 |
| PF45466 | 1 | 80 | 15,000 | 25,000 |
| PF45474 | 2 | 80 | 7,000 | 23,000 |
| PF45473 | 2 | 60 | 7,000 | 23,000 |
| PF45483 | 3 | 120 | 4,800 | 20,000 |
| PF45481 | 3 | 60 | 4,800 | 20,000 |

PFERD ABRASIVES
Hook and Loop Discs
POLIVLIES™

- Attach to the holder by a series of hooks and loops that permits easy-on, easy-off disc changes
- Strong non-woven material will make quick work of heavy oxidation removal, cleaning, and conditioning



| Item # | Dia. (in.) | Grade | Recom. Speed RPM | Max. RPM |
|---------|------------|-----------|------------------|----------|
| PF43449 | 4 1/2 | Very Fine | 3,000 | 5,000 |
| PF43447 | 4 1/2 | Medium | 3,000 | 5,000 |
| PF43446 | 4 1/2 | Coarse | 3,000 | 5,000 |
| PF43453 | 5 | Very Fine | 2,600 | 5,000 |
| PF43450 | 5 | Coarse | 2,600 | 5,000 |
| PF43458 | 7 | Coarse | 1,800 | 3,000 |

PFERD ABRASIVES
Hook and Loop Disc Holders
POLIVLIES™

- Permits surface finishing without visible transitions
- Rapid tool changes



| Item # | Dia. (in.) | Shank Dia./Thread | Max. RPM |
|---------|------------|-------------------|----------|
| PF43410 | 4 1/2 | 5/8-11 | 10,000 |
| PF43412 | 5 | 5/8-11 | 10,000 |

PFERD ABRASIVES
Grinding Wheels

For Steel, Cast Iron, Stainless Steel, PS Forte

- Aluminum Oxide abrasive
- Fast stock removal
- 1/4" Thick



| Item # | Diameter (in.) | Bore | Max RPM |
|---------|----------------|---------------|---------|
| PF61000 | 4 | 5/8 | 15,300 |
| PF61002 | 4 1/2 | 7/8 | 13,300 |
| PF61001 | 4 1/2 | 5/8-11 Thread | 13,300 |
| PF61003 | 5 | 7/8 | 12,200 |
| PF61008 | 5 | 5/8-11 Thread | 12,200 |
| PF61004 | 7 | 7/8 | 8,600 |
| PF61011 | 6 | 7/8 | 10,200 |
| PF61006 | 7 | 5/8-11 Thread | 8,600 |
| PF61005 | 9 | 7/8 | 6,600 |
| PF61007 | 9 | 5/8-11 Thread | 6,600 |



PFERD ABRASIVES Grinding Wheels For Steel, SG-Elastic

- Saucer Type 28
- Aluminum Oxide abrasive
- For heavy-duty use on steel
- May be used almost flat, which reduces operator fatigue and edge chipping
- Fast stock removal
- 1/4" Thick



| Item # | Diameter (in.) | Arbor | Max RPM |
|---------|----------------|--------|---------|
| PF61703 | 7 | 5/8-11 | 8,600 |
| PF61704 | 9 | 5/8-11 | 6,600 |

PFERD ABRASIVES Grinding Wheels For Stainless SG-Elastic

- Type 27 Depressed Center
- Aluminum Oxide abrasive
- Premium performance grinding wheel for stainless(Inox)
- Fast stock removal



| Item # | Diameter (in.) | Thickness | Bore | Max RPM |
|---------|----------------|-----------|---------------|---------|
| PF61104 | 4 1/2 | 1/8 | 7/8 | 13,300 |
| PF61105 | 4 1/2 | 1/4 | 7/8 | 13,300 |
| PF61106 | 5 | 1/4 | 7/8 | 12,200 |
| PF61108 | 7 | 1/4 | 7/8 | 8,600 |
| PF61110 | 7 | 1/4 | 5/8-11 Thread | 8,600 |

PFERD ABRASIVES Grinding Wheels For Aluminum & Non-Ferrous, SG-Elastic

- Type 27 Depressed Center
- Aluminum Oxide abrasive
- For use on aluminum, soft metals
- Non-loading
- Very fast stock removal
- 1/4" Thick



| Item # | Diameter (in.) | Bore | Max RPM |
|---------|----------------|---------------|---------|
| PF61301 | 4 1/2 | 7/8 | 13,300 |
| PF61306 | 7 | 5/8-11 Thread | 8,600 |
| PF61304 | 7 | 7/8 | 8,600 |

PFERD ABRASIVES Grinding Wheels For Steel & Cast Iron, SG-Elastic

- Type 27 Depressed Center
- Abrasive: Zirconia Alumina
- Workpiece Materials: Steel, cast iron (grey and nodular types)
- Application: Weld finishing, edge grinding, root pass grinding
- Recommendation for Use:
Provides optimum grinding results on pneumatic turbine grinders and powerful high-frequency or electric angle grinders



| Item # | Dia. (in.) | Thickness | Nominal (in.) | Bore (in.) | Max. RPM |
|--------|------------|-----------|---------------|------------|----------|
|--------|------------|-----------|---------------|------------|----------|

Unthreaded Arbor Hole

| | | | | |
|---------|-------|-----|-----|--------|
| PF61602 | 4 1/2 | 1/4 | 7/8 | 13,300 |
| PF61604 | 5 | 1/4 | 7/8 | 12,200 |
| PF61605 | 7 | 1/4 | 7/8 | 8,600 |

5/8"-11 Threaded Arbor Hole

| | | | | |
|---------|---|-----|---|-------|
| PF61607 | 7 | 1/4 | - | 8,600 |
| PF61608 | 9 | 1/4 | - | 6,600 |

PFERD ABRASIVES Grinding Wheels

For Masonry, SG-Elastic

- Type 27 Depressed Center
- Silicon Carbide abrasive
- Fast stock removal
- For use on masonry, concrete, stone, gray cast iron and nodular cast iron
- 1/4" Thick



| Item # | Diameter (in.) | Bore | Max RPM |
|---------|----------------|---------------|---------|
| PF61500 | 4 | 5/8 | 15,300 |
| PF61501 | 4 1/2 | 7/8 | 13,300 |
| PF61508 | 4 1/2 | 5/8-11 Thread | 13,300 |
| PF61502 | 5 | 7/8 | 12,200 |
| PF61504 | 7 | 7/8 | 8,600 |
| PF61506 | 7 | 5/8-11 Thread | 8,600 |
| PF61507 | 9 | 5/8-11 Thread | 6,600 |

Let us help you
with all your material
removal needs



PFERD ABRASIVES
**Pipeline Grinding
Wheels**

For Stainless, PS Forte

- Type 27 - Depressed Center
- General purpose pipeliner wheel provides smooth grinding action, fast removal rates and good service life
- Abrasive: Aluminum Oxide
- Workpiece Materials: Stainless steel (INOX)
- Application: Surface grinding, edge grinding, root pass grinding
- Recommendation for Use: Achieves Particularly high stock removal rates even at low contact pressure



| Item # | Diameter (in.) | Thickness (in.) | Bore (in.) | Max. RPM |
|--------|----------------|-----------------|------------|----------|
|--------|----------------|-----------------|------------|----------|

Unthreaded Arbor Hole

| | | | | |
|---------|---|-----|-----|--------|
| PF63409 | 4 | 1/8 | 5/8 | 15,300 |
|---------|---|-----|-----|--------|

5/8"-11 Threaded Arbor Hole

| | | | | |
|---------|-------|-----|---|--------|
| PF63414 | 4 1/2 | 1/8 | - | 13,300 |
|---------|-------|-----|---|--------|

PFERD ABRASIVES
**Pipeline Grinding
Wheels**

For Steel, SG-Elastic

- Type 27 - Depressed Center
- For light grinding and cutting of pipeliner root pass, weld and flame cut grinding
- Abrasive: A - Aluminum Oxide
- Material: Steel



| Item # | Diameter (in.) | Thickness (in.) | Bore | Max. RPM |
|---------|----------------|-----------------|---------|----------|
| PF63405 | 4 1/2 | 1/8 | 5/8"-11 | 13,300 |
| PF63403 | 7 | 1/8 | 5/8"-11 | 8,600 |
| PF63402 | 9 | 1/8 | 7/8" | 6,600 |
| PF63404 | 9 | 1/8 | 5/8"-11 | 6,600 |

PFERD ABRASIVES

Cup Wheels

**For Steel & Cast Iron,
SG-Elastic**

- Type 11 Flared
- Aluminum Oxide Mineral
- 16 Grit
- High concentration of abrasive grain
- For use on steel, cast iron
- Aggressive cutting action
- Steel back
- 5/8-11 Threaded Arbor Hole



| Item # | Diameter (in.) | Thickness (in.) | Max RPM |
|---------|----------------|-----------------|---------|
| PF61801 | 4 x 3 1/2 | 1 | 8,600 |
| PF61802 | 5 x 3 3/4 | 1 1/2 | 7,600 |
| PF61803 | 6 x 4 3/4 | 1 1/2 | 6,300 |

PFERD ABRASIVES

Cup Wheels

**For Masonry, Concrete,
Stone, SG-Elastic**

- Type 11 - Flared
- Abrasive: Silicon Carbide
- Workpiece Materials: Natural and synthetic masonry
- Application: Wet grinding, dry grinding
- Steel Back
- 5/8-11 Threaded Arbor Hole



| Item # | Dia. (in.) | Thickness (in.) | Max RPM |
|---------|------------|-----------------|---------|
| PF61805 | 4 x 3 1/2 | 1 | 8,600 |
| PF61806 | 5 x 3 3/4 | 1 1/2 | 7,600 |
| PF61807 | 6 x 4 3/4 | 1 1/2 | 6,300 |

PFERD ABRASIVES

Snagging Wheels

For Steel, Stainless & Cast Iron

- Flat (Type 1)
- Type 1 wheels for snagging and grinding
- Abrasive: Aluminum Oxide
- Workpiece Materials: Steel, stainless steel (INOX), cast iron
- Application: Grinding in hard-to-reach areas



| Item # | Diameter (in.) | Thickness (in.) | Bore (in.) | Grit | Max. RPM |
|---------|----------------|-----------------|------------|------|----------|
| PF69337 | 3 | 1/4 | 3/8 | 36 | 23,000 |
| PF69344 | 3 | 1/2 | 3/8 | 24 | 18,000 |



PFERD ABRASIVES Bench Wheels

For Steel, PS-Forte

- Flat (Type 1)
- Designed for use on bench and pedestal grinders, these vitrified wheels offer high performance on a multitude of applications
- Packaged with telescoping bushings to accommodate popular machine spindle sizes
- Abrasive: Aluminum Oxide
- Workpiece Materials: Steel and all ferrous metals
- Ideal for removing burrs on workpieces
- Also used for sharpening edges of tools made of high speed steel



| Item # | Thickness (in.) | Bore (in.) | Grit | Max. RPM |
|--------|-----------------|------------|------|----------|
|--------|-----------------|------------|------|----------|

8" Diameter

| | | | | |
|---------|---|-------|----|-------|
| PF61766 | 1 | 1 1/4 | 60 | 3,600 |
| PF61767 | 1 | 1 1/4 | 80 | 3,600 |

10" Diameter

| | | | | |
|---------|---|-------|----|-------|
| PF61771 | 1 | 1 1/4 | 60 | 2,400 |
| PF61772 | 1 | 1 1/4 | 80 | 2,400 |

PFERD ABRASIVES Bench Wheel Bushings

- Provide a safe method of reducing the wheel arbor to accommodate various spindle sizes
- The bushing should be flush on both sides of the wheel, and should not interfere with the flangs



| Item # | Dia. (in.) |
|---------|--------------|
| PF69012 | 1 1/4 to 1 |
| PF69017 | 1 1/4 to 1/2 |

Don't forget your vision, hearing, respiratory and hand safety when using abrasives. We have what you need.

PFERD ABRASIVES POLIFAN® Flap Discs

Aluminum Oxide, PS Forte

- Workpiece Materials: Metals, plastics, wood, stainless steel (INOX)
- Application: Surface grinding, edge grinding



| Item # | Dia. (in.) | Thickness (in.) | Grit | Max. RPM |
|--------|------------|-----------------|------|----------|
|--------|------------|-----------------|------|----------|

Flat (PFF-Type 27) - 7/8" Unthreaded Arbor Hole

| | | | | |
|---------|-------|-----|-----|--------|
| PF62009 | 4 1/2 | 5/8 | 40 | 13,300 |
| PF62010 | 4 1/2 | 5/8 | 60 | 13,300 |
| PF62011 | 4 1/2 | 5/8 | 80 | 13,300 |
| PF62012 | 4 1/2 | 1/2 | 120 | 13,300 |

Flat (PFF-Type 27) - 5/8"-11 Threaded Arbor Hole

| | | | | |
|---------|-------|-----|-----|--------|
| PF62028 | 4 1/2 | 5/8 | 40 | 13,300 |
| PF62029 | 4 1/2 | 5/8 | 60 | 13,300 |
| PF62030 | 4 1/2 | 5/8 | 80 | 13,300 |
| PF62031 | 4 1/2 | 1/2 | 120 | 13,300 |

PFERD ABRASIVES POLIFAN® Flap Discs

Zirconia Alumina, PS Forte

- INOX-Rated: Free of iron, sulphur and chlorinated fillers; suitable for use on stainless steel
- Workpiece Materials: Steel, stainless steel (INOX)
- Application: Weld dressing, edge finishing



| Item # | Dia. (in.) | Thickness (in.) | Grit | Max. RPM |
|--------|------------|-----------------|------|----------|
|--------|------------|-----------------|------|----------|

Flat (PFF-Type 27) - 7/8" Unthreaded Arbor Hole

| | | | | |
|---------|-------|------|----|--------|
| PF62014 | 4 1/2 | 5/8 | 40 | 13,300 |
| PF62015 | 4 1/2 | 9/16 | 60 | 13,300 |

Flat (PFF-Type 27) - 5/8"-11 Threaded Arbor Hole

| | | | | |
|---------|-------|------|----|--------|
| PF62034 | 4 1/2 | 9/16 | 60 | 13,300 |
| PF62033 | 4 1/2 | 5/8 | 40 | 13,300 |

Conical (PFC-Type 29) - Unthreaded Arbor Hole

| | | | | |
|---------|-------|-----|----|--------|
| PF62052 | 4 1/2 | 5/8 | 40 | 13,300 |
|---------|-------|-----|----|--------|



PFERD ABRASIVES
POLIFAN® Flap Discs

**Aluminum Oxide
SG-ELASTIC**

- Workpiece Materials: Steel, stainless steel (INOX)
- Application: Surface grinding, edge grinding



| Item # | Dia. (in.) | Thickness (in.) | Grit | Bore (in.) | Max. RPM |
|--------|------------|-----------------|------|------------|----------|
|--------|------------|-----------------|------|------------|----------|

Flat (PFF-Type 27) - Unthreaded Arbor Hole

| | | | | | |
|---------|-------|------|-----|-----|--------|
| PF62140 | 4 | 5/8 | 40 | 5/8 | 15,300 |
| PF62142 | 4 | 5/8 | 60 | 5/8 | 15,300 |
| PF62144 | 4 | 9/16 | 80 | 5/8 | 15,300 |
| PF62146 | 4 | 1/2 | 120 | 5/8 | 15,300 |
| PF62150 | 4 1/2 | 3/4 | 40 | 7/8 | 13,300 |
| PF62152 | 4 1/2 | 5/8 | 60 | 7/8 | 13,300 |
| PF62154 | 4 1/2 | 5/8 | 80 | 7/8 | 13,300 |
| PF62156 | 4 1/2 | 5/8 | 120 | 7/8 | 13,300 |
| PF62160 | 5 | 5/8 | 60 | 7/8 | 12,200 |
| PF62168 | 7 | 3/4 | 40 | 7/8 | 8,600 |
| PF62172 | 7 | 5/8 | 80 | 7/8 | 8,600 |
| PF62174 | 7 | 5/8 | 120 | 7/8 | 8,600 |

Flat (PFF-Type 27) - 5/8"-11 Threaded Arbor Hole

| | | | | | |
|---------|-------|-----|-----|---|--------|
| PF62250 | 4 1/2 | 3/4 | 40 | - | 13,300 |
| PF62252 | 4 1/2 | 5/8 | 60 | - | 13,300 |
| PF62254 | 4 1/2 | 5/8 | 80 | - | 13,300 |
| PF62266 | 7 | 3/4 | 24 | - | 8,600 |
| PF62268 | 7 | 3/4 | 40 | - | 8,600 |
| PF62270 | 7 | 5/8 | 60 | - | 8,600 |
| PF62272 | 7 | 5/8 | 80 | - | 8,600 |
| PF62274 | 7 | 5/8 | 120 | - | 8,600 |

Conical (PFC-Type 29) - Unthreaded Arbor Hole

| | | | | | |
|---------|-------|-----|----|-----|--------|
| PF62202 | 4 1/2 | 5/8 | 40 | 7/8 | 13,300 |
| PF62207 | 7 | 3/4 | 24 | 7/8 | 8,600 |
| PF62208 | 7 | 5/8 | 40 | 7/8 | 8,600 |
| PF62209 | 7 | 5/8 | 60 | 7/8 | 8,600 |
| PF62210 | 7 | 5/8 | 80 | 7/8 | 8,600 |

PFERD ABRASIVES

POLIFAN® Flap Discs
Zirconia Alumina SG-Elastic

- High stock removal rate and extended service life.
- INOX-Rated: Free of iron, sulphur and chlorinated fillers; suitable for use on stainless steel
- Workpiece Materials: Steel, stainless steel (INOX)
- Application: Weld dressing, edge finishing



| Item # | Dia. (in.) | Thickness (in.) | Grit | Bore (in.) | Max. RPM |
|--------|------------|-----------------|------|------------|----------|
|--------|------------|-----------------|------|------------|----------|

Flat (PFF-Type 27) - Unthreaded Arbor Hole

| | | | | | |
|---------|-------|-----|----|-----|--------|
| PF62176 | 4 1/2 | 3/4 | 40 | 7/8 | 13,300 |
| PF62178 | 4 1/2 | 3/4 | 60 | 7/8 | 13,300 |

Flat (PFF-Type 27) - 5/8"-11 Threaded Arbor Hole

| | | | | | |
|---------|-------|-------|----|---|--------|
| PF62276 | 4 1/2 | 3/4 | 40 | - | 13,300 |
| PF62278 | 4 1/2 | 3/4 | 60 | - | 13,300 |
| PF62288 | 7 | 13/16 | 40 | - | 8,600 |
| PF62290 | 7 | 3/4 | 60 | - | 8,600 |

Conical (PFC-Type 29) - Unthreaded Arbor Hole

| | | | | | |
|---------|-------|-------|----|-----|--------|
| PF62222 | 4 1/2 | 5/8 | 40 | 7/8 | 13,300 |
| PF62228 | 7 | 13/16 | 40 | 7/8 | 8,600 |
| PF62229 | 7 | 5/8 | 60 | 7/8 | 8,600 |

PFERD ABRASIVES

POLIFAN® Flap Discs

**Aluminum Oxide
plus Coolant, SG-Elastic**

- Unique flap disc with particularly cool grinding features on materials with poor thermal conductivity
- Excels at grinding applications which require high-grade surface finish and low thermal stress
- Workpiece Materials: Stainless steel (INOX), aluminum, non-ferrous metals
- Application: Weld dressing, surface grinding with low heat input



| Item # | Dia. (in.) | Thickness (in.) | Grit | Bore (in.) | Max. RPM |
|--------|------------|-----------------|------|------------|----------|
|--------|------------|-----------------|------|------------|----------|

Flat (PFF-Type 27) - Unthreaded Arbor Hole

| | | | | | |
|---------|-------|-----|----|-----|--------|
| PF62361 | 4 1/2 | 3/4 | 40 | 7/8 | 13,300 |
| PF62362 | 4 1/2 | 5/8 | 60 | 7/8 | 13,300 |
| PF62363 | 4 1/2 | 5/8 | 80 | 7/8 | 13,300 |

Flat (PFF-Type 27) - 5/8"-11 Threaded Arbor Hole

| | | | | | |
|---------|---|-----|----|---|-------|
| PF62383 | 7 | 5/8 | 80 | - | 8,600 |
|---------|---|-----|----|---|-------|



PFERD ABRASIVES

POLIFAN® Flap Discs

Silicon Carbide, SG-Elastic

- Professional tool for grinding on hard to machine metals, plastics and masonry products.
- Workpiece Materials: Titanium, aluminum, fiberglass, plastics, masonry
- Application: Surface grinding, edge grinding



| Item # | Type | Dia. (in.) | Thickness (in.) | Grit | Max. RPM |
|--------|------|------------|-----------------|------|----------|
|--------|------|------------|-----------------|------|----------|

Flat (PFF-Type 27)- 7/8" Unthreaded Arbor Hole

| | | | | | |
|---------|-----------------------|-------|-----|----|--------|
| PF62124 | Unthreaded Arbor Hole | 4 1/2 | 3/4 | 24 | 13,300 |
| PF62125 | Unthreaded Arbor Hole | 4 1/2 | 3/4 | 40 | 13,300 |
| PF62126 | Unthreaded Arbor Hole | 4 1/2 | 5/8 | 80 | 13,300 |

PFERD ABRASIVES

POLIFAN® Flap Discs

POLIFAN®-STRONG

- Fastest possible stock removal rates
- Extended flap length allows for aggressive grinding
- Extremely long tool life
- Abrasive: Zirconia alumina Z
- Workpiece Materials: Steel
- Application: Work on weld seams, chamfering, deburring



| Item # | Diameter (in.) | Thickness (in.) | Grit | Bore (in.) | Max (RPM) |
|--------|----------------|-----------------|------|------------|-----------|
|--------|----------------|-----------------|------|------------|-----------|

Conical (PFC - Type 29)

| | | | | | |
|---------|-------|------|----|-----|--------|
| PF62945 | 4 1/2 | 9/16 | 36 | 7/8 | 13,300 |
| PF62947 | 4 1/2 | 1/2 | 50 | 7/8 | 13,300 |
| PF62955 | 5 | 9/16 | 36 | 7/8 | 12,200 |

PFERD ABRASIVES

POLIFAN® Flap Discs

POLIFAN®-CURVE

- Multipurpose - may be used in conventional and underhand applications
- Achieves smooth, consistent surface finish on fillet welds
- Abrasive: Zirconia alumina Z (40 grit)
- Workpiece Materials: Steel, stainless steel (INOX)
- Application: Fillet weld grinding, chamfering, deburring



| Item # | Diameter (in.) | Fillet Weld Width (in.) | Bore | Max (RPM) |
|--------|----------------|-------------------------|------|-----------|
|--------|----------------|-------------------------|------|-----------|

Radial Shape (PFR)

| | | | | |
|---------|-------|--------------|--------|--------|
| PF67339 | 4 1/2 | Large > 5/16 | 7/8 | 13,300 |
| PF67359 | 4 1/2 | Large > 5/16 | 5/8-11 | 13,300 |
| PF67343 | 5 | Large > 5/16 | 7/8 | 12,200 |
| PF67363 | 5 | Large > 5/16 | 5/8-11 | 12,200 |

PFERD ABRASIVES

DOUDISC®

Combination Cutting and Grinding Wheels

DUODISC®

The new DUODISC® combination abrasive wheel is a cost-efficient and technically advanced solution for users needing a fast, time-saving cutting action and reliable deburring performance - now delivered by a single wheel!

DUODISC® combination cutting, light deburring and surface grinding wheels conform to U.S. and international safety standards. Suitable for both cutting and grinding of Steel and Stainless Steel. DUODISC® is manufactured without addition of ferrous, sulphurous or chlorinated fillers. Enjoy long service life and fast cutting action with angle grinders of all power outputs.

- Type 27 depressed center

Available in two thicknesses:

- .065 thickness for faster cutting with less material waste.
- 1/8 thickness for maximum tool life and high lateral stability



| Item # | Diameter (in.) | Bore (in.) |
|--------|----------------|------------|
|--------|----------------|------------|

| | | |
|---------|--------------|-----|
| PF63320 | 4 1/2 x .065 | 7/8 |
| PF63333 | 4 1/2 x 1/8 | 7/8 |
| PF63321 | 5 x .065 | 7/8 |
| PF63334 | 5 x 1/8 | 7/8 |



PFERD ABRASIVES
Cut-Off Wheels

**For Steel & Cast Iron,
SG-Elastic**

- Depressed Center Type 27
- Long service life
- Fast cutting action
- For use on Steel, cast iron
- For use on air and electric grinders



| Item # | Diameter (in.) | Thickness | Bore | Max RPM |
|---------|----------------|-----------|---------------|---------|
| PF63101 | 4 | 1/8 | 5/8 | 15,200 |
| PF63102 | 4 | 3/32 | 5/8 | 15,300 |
| PF63162 | 4 1/2 | .045 | 7/8 | 13,300 |
| PF63103 | 4 1/2 | 3/32 | 7/8 | 13,300 |
| PF63114 | 4 1/2 | 3/32 | 5/8-11 Thread | 13,300 |
| PF63104 | 4 1/2 | 1/8 | 7/8 | 13,300 |
| PF63115 | 4 1/2 | 1/8 | 5/8-11 Thread | 13,300 |
| PF63163 | 5 | .045 | 7/8 | 12,200 |
| PF63106 | 5 | 1/8 | 7/8 | 12,200 |
| PF63164 | 6 | .045 | 7/8 | 10,200 |
| PF63119 | 6 | 1/8 | 5/8-11 Thread | 10,200 |
| PF63112 | 7 | 1/8 | 5/8-11 Thread | 8,600 |
| PF63111 | 9 | 1/8 | 5/8-11 Thread | 6,600 |

PFERD ABRASIVES
Cut-Off Wheels

**For Stainless Steel,
SG-Elastic**

- Depressed Center Type 27
- High performance cutting of stainless steel
- Abrasive: A- Aluminum Oxide - Inox rated
- Bond: SG- Fast cutting action and long service life



| Item # | Diameter (in.) | Thickness (in.) | Bore (in.) | Max RPM |
|---------|----------------|-----------------|------------|---------|
| PF63202 | 4 1/2 | 3/32 | 7/8 | 13,300 |
| PF63204 | 4 1/2 | 1/8 | 7/8 | 13,300 |

PFERD ABRASIVES
**Depressed Center
Cut-Off Wheels**

**For Stone & Masonry,
SG-Elastic**

- Depressed Center - Type 27
- Abrasive: Silicon Carbide
- Workpiece Materials: Natural stone, synthetic stone, refractory brick
- Application: For cutting solid material
- Recommendation for Use: Use 3/32" gauge cut-off wheels for maximum tool life and high lateral stability



| Item # | Dia. (in.) | Thickness (in.) | Thread | Max. RPM |
|---------|------------|-----------------|---------|----------|
| PF63309 | 4 1/2 | 3/32 | 5/8"-11 | 13,300 |

PFERD ABRASIVES
Cut-Off Wheels

For Stainless Steel, SG-Plus

- Depressed Center - Type 27
- Superior thin cut-off wheel for maximum performance
- Smooth, cool, fast cutting action
- Abrasive: Aluminum Oxide
- Application: Cutting of sheet metal, sections, and solid material
- Arbor: 7/8"



| Item # | Dia. (in.) | Thickness (in.) | Max. RPM |
|---------|------------|-----------------|----------|
| PF63172 | 4 1/2 | .045 | 13,300 |
| PF63174 | 6 | .045 | 10,200 |

PFERD ABRASIVES
Cut-Off Wheels

For Stainless Steel, SG-Plus

- Flat - Type 1 - SG-Plus
- Superior thin cut-off wheel for maximum performance
- Smooth, cool, fast cutting action
- Abrasive: Aluminum Oxide
- Application: Cutting of sheet metal, sections, and solid material



| Item # | Dia. (in.) | Thickness (in.) | Bore (in.) | Grit | Max. RPM |
|---------|------------|-----------------|------------|------|----------|
| PF69842 | 4 | .040 | 5/8 | 60 | 15,200 |
| PF69862 | 6 | .040 | 7/8 | 60 | 10,200 |
| PF69846 | 4 1/2 | .045 | 7/8 | 46 | 13,300 |
| PF69865 | 6 | .045 | 7/8 | 46 | 10,200 |



PFERD ABRASIVES Thin Cut-Off Wheels

For Steel, PS Forte

- Flat-Type 1
- Aluminum Oxide A Abrasive
- For General Purpose cut-off use
- For use on Steel
- Fast cutting action



| Item # | Diameter (in.) | Thickness (in.) | Bore (in.) | Max RPM | Grit |
|---------|----------------|-----------------|------------|---------|------|
| PF69203 | 2 | .035 | 3/8 | 30,000 | 60 |
| PF69259 | 2 | 1/16 | 1/4 | 27,000 | 36 |
| PF69303 | 3 | .035 | 3/8 | 25,000 | 60 |
| PF69305 | 3 | 1/16 | 1/4 | 25,000 | 36 |
| PF69309 | 3 | 1/16 | 3/8 | 25,000 | 36 |
| PF69317 | 3 | 1/8 | 3/8 | 25,000 | 36 |
| PF69403 | 4 | .035 | 3/8 | 19,000 | 60 |
| PF69405 | 4 | 1/16 | 1/4 | 19,000 | 36 |
| PF69409 | 4 | 1/16 | 3/8 | 19,000 | 36 |
| PF69420 | 4 | 1/8 | 3/8 | 19,000 | 24 |
| PF69603 | 6 | .035 | 5/8 | 10,200 | 60 |
| PF69606 | 6 | 1/16 | 5/8 | 10,200 | 36 |
| PF69945 | 4 1/2 | .040 | 7/8 | 13,300 | 60 |
| PF69960 | 6 | .040 | 7/8 | 10,200 | 60 |

PFERD ABRASIVES Die Grinder Cut-Off Wheels

For Stainless Steel, SG-Plus

- Flat-Type 1
- High-performance wheel for reduced build-up of heat during cutting
- Workpiece Materials: Stainless steel



| Item # | Dia (in.) | Thickness (in.) | Bore (in.) | Grit | Max RPM |
|---------|-----------|-----------------|------------|------|---------|
| PF69832 | 3 | .040 | 1/4 | 60 | 25,000 |
| PF69834 | 3 | 1/16 | 3/8 | 46 | 25,000 |

PFERD ABRASIVES

Mandrels

For Die Grinder Wheel

- 1/4" Shaft Size
- 30,000 Max RPM
- For use with PFERD Die Grinder cut-off wheel



| Item # | Arbor Size (in.) |
|---------|------------------|
| PF69026 | 1/4 |
| PF69027 | 3/8 |

PFERD ABRASIVES Cut-Off Wheels For Steel, Circular Saw, SG-Elastic

- Flat - Type 1
- Long service life
- Fast cutting action
- For use on steel
- 5/8, Diamond punch-out Arbor
- For use on circular saws, air and electric grinders
- 1/8" Thick



| Item # | Desc. | Diameter (in.) | Max RPM |
|---------|-------|----------------|---------|
| PF63842 | Steel | 7 | 8,600 |
| PF63843 | Steel | 8 | 7,600 |

PFERD ABRASIVES Cut-Off Wheels For Masonry, SG-Elastic

- Flat-Type 1
- Long Service Life
- Fast Cutting Action
- For use on Masonry
- 5/8, diamond punch-out arbor
- For use on circular saws, air and electric grinders
- 1/8" thick



| Item # | Desc. | Diameter (in.) | Max RPM |
|---------|---------|----------------|---------|
| PF63845 | Masonry | 7 | 8,600 |

PFERD ABRASIVES Portable Gas Saw Cut-Off Wheels

For Steel, SG-Elastic

- Heavily reinforced for safety
- Fast cutting action
- Long service life
- 1/8" Thick



| Item # | Diameter (in.) | Bore | Max RPM | Mineral, Bond |
|---------|----------------|------|---------|----------------|
| PF64012 | 12 | 20mm | 5,100 | Aluminum Oxide |
| PF64014 | 12 | 1 | 5,100 | Aluminum Oxide |
| PF64018 | 14 | 1 | 5,500 | Aluminum Oxide |



PFERD ABRASIVES
**Portable Gas Saw
Cut-Off Wheels
For Cast Iron, Steel
Reinforced Concrete,
SG-Elastic**

- Heavily reinforced for safety
- Fast cutting action
- Long service life
- Silicon Carbide/Aluminum Oxide blend



| Item # | Dia. (in.) | Bore | Thickness (in.) | Max RPM |
|---------|------------|------|-----------------|---------|
| PF64121 | 12 | 20mm | 1/8 | 5,100 |
| PF64122 | 12 | 1 | 1/8 | 5,100 |
| PF64123 | 14 | 20mm | 3/16 | 5,500 |
| PF64124 | 14 | 1 | 3/16 | 5,500 |

PFERD ABRASIVES
**Portable Saw
Cut-Off Wheels**

For Masonry, SG-Elastic

- Heavily reinforced for safety
- Fast cutting action
- Long service life
- 1/8" Thick



| Item # | Diameter (in.) | Bore | Max RPM | Mineral, Bond |
|---------|----------------|------|---------|-----------------|
| PF64232 | 12 | 20mm | 5,100 | Silicon Carbide |

PFERD ABRASIVES
**Street Saw
Cut-Off Wheels
For Concrete, SG-Elastic**

- Specially designed for use on walk-behind saws with drive pin
- Used for cutting expansion joints, new road construction and repair
- Abrasive: Silicon Carbide
- Workpiece Materials: Concrete, Cured Concrete
- Application: Cutting expansion joints
- Pin Hole: 3/8"
- Bore: 1"



| Item # | Dia. (in.) | Thickness (in.) | Max. RPM |
|---------|------------|-----------------|----------|
| PF64304 | 14 | 3/16 | 5,500 |

PFERD ABRASIVES
**Electric Chop Saw
Cut-Off Wheels
For Steel, SG-Elastic**

- Aluminum Oxide abrasive
- Suitable for use on low powered electric chop saws
- For use on Steel
- Fast cutting action
- For general purpose use
- 1" Arbor Hole



| Item # | Diameter (in.) | Thickness (in.) | Max RPM |
|---------|----------------|-----------------|---------|
| PF64501 | 12 | 3/32 | 5,100 |
| PF64502 | 14 | 3/32 | 4,400 |

PFERD ABRASIVES
**Stud Cut-Off Wheels
For Steel, SG-Elastic**

- Special tool with extended lateral stability for abrasive cutting operations using stationary chopsaws
- Abrasive: Aluminum Oxide
- Workpiece Materials: Steel
- Application: Cuts metal studs, thin rebar, sheet stock and light gauge metal
- Bore: 1"



| Item # | Dia. (in.) | Thickness (in.) | Max. RPM |
|---------|------------|-----------------|----------|
| PF64505 | 14 | 1/8" | 4,400 |

PFERD ABRASIVES
**Stationary Saw
Cut-Off Wheels
For Steel, Non-Ferrous
Metals, SG-Elastic**

- Aluminum Oxide
- High performance cut-off wheels for stationary saws
- Fully reinforced



| Item # | Diameter (in.) | Thickness | Bore | Max RPM |
|---------|----------------|-----------|------|---------|
| PF66004 | 16 | 1/8 | 1 | 3,800 |

Your blade not cutting it?
Come see what we have to offer.



PFERD ABRASIVES Stationary Saw Cut-Off Wheels

For Steel, SG-Elastic

- Aluminum Oxide
- High performance cut-off wheels for stationary saws
- Fully reinforced



| Item # | Diameter (in.) | Thickness | Bore | Max RPM |
|---------|----------------|-----------|-------|---------|
| PF66009 | 10 | 1/8 | 5/8 | 7,600 |
| PF66005 | 20 | 3/16 | 1 | 3,100 |
| PF66019 | 20 | 1/4 | 1 | 3,800 |
| PF66006 | 20 | 3/16 | 1 1/4 | 3,100 |

PFERD ABRASIVES Reducer Bushings

| Item # | Diameter |
|---------|-------------|
| PF69003 | 1" to 7/8" |
| PF69004 | 1" to 20 mm |



PFERD ADVANCE BRUSH Knot Wheel Brushes

Full Cable Twist

- Brush diameter: 4"
- Wire size: .014"
- No. Knots: 22
- Trim length: 3/4"
- Max. RPM: 20,000
- Ask Edge about different arbor/thread sizes, wire diameters, brush diameters and trim lengths



| Item # | Filament | Diameter (in.) | Max RPM |
|---------|-----------------|-----------------|---------|
| MB82165 | Carbon Steel | 4 x 5/8-11 .014 | 20,000 |
| MB82295 | Stainless Steel | 4 x 5/8-11 .014 | 20,000 |

PFERD ADVANCE BRUSH Knot Wheel Brushes

Stringer Bead Twist

- Wire size: .020"
- Trim length: 3/4"
- Face width: 3/16"



| Item # | Size (in.) | Thread Size | Filament | No. Knots | Max RPM |
|---------|------------|-------------|-----------------|-----------|---------|
| MB82186 | 4 | 5/8-11 | Carbon Steel | 32 | 20,000 |
| MB82193 | 4 | 1/2 - 3/8 | Carbon Steel | 32 | 20,000 |
| MB82307 | 4 | 5/8-11 | Stainless Steel | 32 | 20,000 |
| MB82487 | 6 | 5/8-11 | Carbon Steel | 48 | 20,000 |
| MB82488 | 6 | 5/8-11 | Carbon | 56 | 20,000 |

PFERD ADVANCE BRUSH Crimped Cup Brush

Straight Wire

- External nut
- Carbon Steel wire



| Item # | Size (in.) | Thread Size | Wire Size | Trim Length (in.) | Max RPM |
|---------|------------|-------------|-----------|-------------------|---------|
| MB82249 | 3 1/2 | 5/8-11 | .014 | 7/8 | 12,500 |
| MB82517 | 6 | 5/8-11 | .020 | 1 3/8 | 6,000 |

PFERD ADVANCE BRUSH Knot Cup Brush

Standard Twist

- External Nut
- Diameter: 2-3/4"
- Trim length: 7/8"
- Max. RPM: 14,000































| Item # | Wire Size (in.) | Filament |
|---------|-----------------|-----------------|
| MB82220 | .020 | Carbon Steel |
| MB82329 | .014 | Stainless Steel |

Your PFERD Abrasives Quick Product Selection Guide:

PFERD ADVANCE Power Brushes



| ① Selection of Filament Material From the workpiece material to the filament material | | ② Selection of Filament Type From the filament material to the filament style. | ③ Selection of Brushes | | | | |
|---|-----------------------------|---|---|--|---|--|--|
| Workpiece Material ▼ | Filament Material ▼ | Filament Style ▼ | Weld Preparation | | Deburring | Cleaning | Surface Texturing |
| | | | Scale Removal | Cleaning Oxidation / Discolouration | Edge / Surface | Edge / Surface | |
| Construction steel carbon steel alloy steel non-alloy steel titanium concrete | Carbon steel wire | Crimped wire | |  Threaded Crimped Wire Cup Brushes |  Threaded Crimped Wire Cup Brushes | |  Threaded Crimped Wire Cup Brushes |
| | | | |  Crimped Wire Stem Mounted Wheel Brushes |  Crimped Wire Stem Mounted Wheel Brushes |  Crimped Wire Stem Mounted Wheel Brushes | |
| | | Knot wire |  Threaded Knot Wire Brushes-Stringer Bead |  Threaded Knot Wire Brushes-Full Cable Twist | |  Threaded Knot Wire Brushes-Full Cable Twist |  Threaded Knot Wire Brushes-Full Cable Twist |
| | | |  Threaded Knot Wire Cup Brushes |  Threaded Knot Wire Cup Brushes |  Threaded Knot Wire Cup Brushes |  Threaded Knot Wire Cup Brushes |  Threaded Knot Wire Cup Brushes |
| | | | |  Stem Mounted Knot Wire Wheel Brushes |  Stem Mounted Knot Wire Wheel Brushes |  Stem Mounted Knot Wire Wheel Brushes | |
| | | | | | | | |
| Stainless steel (INOX) aluminum brass wood plastics copper non-ferrous metals | Stainless steel wire (INOX) | Crimped wire | |  Threaded Crimped Wire Cup Brushes | | | |
| | | | | | | | |
| | | Knot wire |  Threaded Knot Wire Brushes-Stringer Bead |  Threaded Knot Wire Brushes-Full Cable Twist | |  Threaded Knot Wire Brushes-Full Cable Twist |  Threaded Knot Wire Brushes-Full Cable Twist |
| | | |  Threaded Knot Wire Cup Brushes |  Threaded Knot Wire Cup Brushes |  Threaded Knot Wire Cup Brushes |  Threaded Knot Wire Cup Brushes |  Threaded Knot Wire Cup Brushes |
| | | | | | | | |
| | | | | | | | |



PFERD ADVANCE BRUSH
Knot Wire Cup Brush
Standard Twist

- Internal Thread
- Wire type: Carbon Steel
- Diameter: 4"
- Wire Size: .014"
- Max RPM: 7,000



Item #
MB82539

PFERD ADVANCE BRUSH
Stem Mounted Brush
Knot Wire Wheel,
Standard Twist

- Trim Length: 3/4"
- Face Width: 7/16"
- Brush diameter: 3"
- Wire size: .014
- Shank diameter: 1/4"
- Wire type: Carbon Steel
- Max RPM: 25,000



Item #
MB82916

PFERD ADVANCE BRUSH
Stem Mounted
Wheel Brush
Crimped Wire

- Shank Diameter: 1/4"
- Wire type: Carbon Steel
- Max RPM: 20,000



| Item # | Brush Dia. (in.) | Wire Size (in.) | Trim Length (in.) | Face Width (in.) |
|---------|---------------------|--------------------|----------------------|---------------------|
| MB82894 | 2 | .012 | 1/2 | 3/8 |
| MB82900 | 3 | .014 | 1 | 5/8 |

PFERD ADVANCE BRUSH
Stem Mounted
Bevel Brush
Crimped Wire

- Brush diameter: 2-1/2"
- Wire size: .014"
- Shank diameter: 1/4"
- Wire type: Carbon Steel
- Trim length: 11/16"
- Max. RPM: 20,000



Item #
MB82859

PFERD ADVANCE BRUSH
Scratch Brushes
13-3/4" Long



- Curved Wood Handle
- Wire rows: 3 x 19
- Brush length: 6-1/4"
- Block size: 13-3/4"
- Trim length: 1-3/16"

| Item # | Filament |
|---------|----------------------|
| MB85002 | Carbon Steel Wire |
| MB85004 | Stainless Steel Wire |

PFERD ADVANCE BRUSH
Scratch Brushes
7-1/2" Long



- Wooden handle
- Wire rows: 3 x 7
- Brush length: 1-1/2"
- Block size: 7-1/2" x 1/2"
- Trim length: 1/2"

Item #
MB85055

Contact
Edge
for all
of your
abrasive
needs



SPECIFIED TECHNOLOGIES
Intumescent Firestop Sealants
LCI
SpecSeal®

- Economical - high performance without the high price
- Highly intumescent - expands up to 10X
- Excellent smoke seal
- Safe for contact with plastics
- Water resistant - will not re-emulsify when dry
- Water based - for easy installation, cleanup and disposal
- Acoustically tested - reduces sound transmission
- Low VOCs - safe, no solvents, non-halogenated
- Pale red color - for easy identification
- UL®, cUL classified and FM approved



| Item # | Desc. |
|-----------|----------------|
| STILCI300 | 10.1 oz. Tube |
| STILCI305 | 5 gal Pail |
| STILCI320 | 20 oz. Sausage |
| STILCI329 | 29 oz. Tube |

SPECIFIED TECHNOLOGIES
Elastomeric Sealant
SpecSeal®

- Elastomeric - allows movement
- Water-based - easy installation, clean up and disposal
- Auto-bonding - fresh material adheres to previously installed product
- Compatible with AS Spray for applications or repairs
- Safe - low VOCs, no solvents, non-halogenated
- Water-resistant - will not re-emulsify when dry
- Acoustically tested - reduces noise transmission



| Item # | Desc. |
|----------|----------------|
| STIES100 | 10.1 oz. Tube |
| STIES129 | 29.0 oz. Tube |
| STIES120 | 20 oz. Sausage |
| STIES105 | 5 Gal. Pail |

Call Edge Today
to schedule a
firestop training
for your jobsite
or company.

SPECIFIED TECHNOLOGIES
Intumescent Sealants
SpecSeal® Triple S®

- Water based - for easy installation, cleanup and disposal
- Patented two-stage intumescence - extremely fast and aggressive expansion
- Remains flexible - allows normal pipe movement
- Sandable and paintable (when dry)
- Water resistant - will not re-emulsify when dry
- Safe for contact with plastics
- Red color - for easy identification and inspection
- Multi-viscosity grade - means excellent caulking properties along with high build capabilities
- Excellent smoke seal
- UL®, cUL classified and FM approved



| Item # | Desc. |
|-----------|----------------|
| STISSS100 | 10.1 oz. Tube |
| STISSS120 | 20 oz. Sausage |
| STISSS129 | 29 oz. Tube |
| STISSS105 | 5 gal. Pail |

SPECIFIED TECHNOLOGIES
Intumescent Firestop Putty
SpecSeal®

- Non-Hardening - for easy retrofit
- Patented two-stage intumescence - extremely fast and aggressive expansion
- Endothermic fillers - absorb heat and release water
- Highly adhesive - stays put, allows movement
- Soft and pliable - for easy installation
- No water-soluble expansion ingredients - means better water resistance
- Sound deadening - excellent sound attenuation, reduces noise transmission
- UL®, cUL classified and FM approved
- Meets requirements of ASTM E814 and to the time/temperature requirements of ASTM E119



| Item # | Desc. |
|-----------|----------------------------------|
| STISSP100 | 36 cu. in. Putty Tube |
| STISSP4S | Putty Pad 7.25 x 7.25 x 3/16 in. |
| STISSP9S | Putty Pad 9 x 9 x 3/16 in. |

SPECIFIED TECHNOLOGIES
Silicone Firestop Sealant
SpecSeal®

- Low Modulus allows dynamic movement in joints
- Auto Bonding allows fresh sealant to adhere to cured sealant
- Excellent Water Resistance for water-tight sealing; including Class 1 W Ratings (UL1479)
- Ozone and UV Resistant for excellent weathering ability and long service life
- Excellent Chemical Resistance protects in polluted or corrosive atmospheres
- Excellent Adhesion to most building substrates
- Excellent Smoke Seal
- Neutral Cure



| Item # |
|-----------|
| STISIL300 |



SPECIFIED TECHNOLOGIES **Fire Barrier Sprays** **SpecSeal® AS200 Series**

- Top of wall spray
- Original quick-dry elastomeric formula
- Water-based - for easy installation, clean-up and disposal
- Thixotropic - superior high-build properties
- Safe - low VOCs, no solvents, non-halogenated
- Auto-bonding - may be re-coated or repaired using ES Caulk
- Low abrasion - for longer pump life and less maintenance
- Tested with spray applied fire resistive material (SFRM)
- Acoustically tested - reduces noise transmission
- Water-resistant - will not re-emulsify when dry



| Item # | Desc. |
|-----------|--------------|
| STIAS205 | 5 gal. |
| STIAS205R | 5 gal. (Red) |

SPECIFIED TECHNOLOGIES **Fire Barrier Mortar** **SpecSeal®**

- Light weight/low density - less forming and support required; easy retrofit
- Fast drying - forms come down faster
- Economical - highest yield per pound means lower installed cost
- Wide range of application - includes aluminum cable tray.
- Red color - easy identification and inspection
- Chemical adhesion - reduces the need for expensive and time-consuming concrete fasteners
- Trowelable and self-leveling



| Item # | Desc. |
|-----------|---------------------|
| STISSM106 | Poly Pail, 6 Gallon |

SPECIFIED TECHNOLOGIES **Smoke 'N' Sound Sealant & Spray** **SpecSeal®**

- Economical - high performance without the high price
- Safe for contact with plastics
- Water Resistant - will not re-emulsify when dry
- Water-Based - easy installation, cleanup, and disposal
- Remains Flexible - allows movement
- Acoustically Tested - reduces noise transmission
- Low VOCs, Safe, No solvents, Non-Halogenated



| Item # | Desc. |
|------------|-------------------------------|
| STISNS120W | White Sealant, 20 oz. Sausage |
| STISNS129W | White Sealant, 29 oz. Tube |
| STISNS205 | Spray, 5 Gal. Pail |

SPECIFIED TECHNOLOGIES **Intumescent Collar** **SpecSeal® Series RTC Collars**

- Rapid Expansion - Closes off burning pipes quickly
- Small Profile - Use it in all the tight spots
- Flexible & Durable - No loose flakes (eye hazards)
- Water Resistant - No water soluble or hygroscopic ingredients
- Adjustable - fits 3" and 4" pipes
- High Volume Char - Expands up to 60 times



| Item # |
|-----------|
| STIRTC350 |

SPECIFIED TECHNOLOGIES **Intumescent Collars** **SpecSeal® Series Collar**

- The economical solution for firestopping common plastic pipe that doesn't compromise safety or performance
- Easy installation - uses STI's quick closure design
- Compact profile - use it in all the tight spots
- Water-resistant - no water soluble or hygroscopic ingredients
- Fast-acting expansion (up to 60X) - to seal off burning pipes
- Safe for contact with plastics



| Item # | Desc. |
|-----------|------------------------|
| STILCC150 | 1.5" Dia Plastic Pipe |
| STILCC200 | 2.0" Dia. Plastic Pipe |
| STILCC300 | 3.0" Dia. Plastic Pipe |
| STILCC400 | 4.0" Dia. Plastic Pipe |
| STISSC600 | 6.0" Dia. Plastic Pipe |

SPECIFIED TECHNOLOGIES **Intumescent Wrap Strips** **SpecSeal®**

Incredible intumescent power for protecting plastic industrial piping and other combustible penetrants

- Easy Installation - soft and flexible, less strip and less fasteners needed
- Rapid Expansion - closes off burning penetrants faster
- High Volume Char - significant expansion seals off opening
- Water-Resistant - no soluble or hygroscopic ingredients
- Economical - 12' roll means no piecing...less waste
- Highly Flexible - no foil...soft...supple...easier to install
- Versatile Performer - for a wide range of complex applications



| Item # | Desc. |
|-----------|--|
| STISSWBLU | Blue Wrap Strip (2"Wx3/16"T x 12'L) |
| STISSWRC | Metal Restraining Collar 25' (For use with SSWBLU) |
| STISSWRED | Red Wrap Strip (1.5" W x 1/4" T x 12' L) |
| STISSWRC2 | Metal Restraining collar 25' (For use with SSWRED) |



SPECIFIED TECHNOLOGIES

Fire Barrier Composite Sheets

- Lightweight for easy handling and fabrication and less hanging weight on walls
- Easy to cut using sheet metal tools
- Highly intumescent – expands up to 15X
- Hole Reduction – Used in conjunction with other SpecSeal or EZ-Path® Products for reducing large openings

| Item # | Size (in.) |
|-----------|------------|
| STICS1628 | 16 x 28 |
| STICS2436 | 24 x 36 |
| STICS3641 | 36 x 41 |



SPECIFIED TECHNOLOGIES

Firestop Sleeve Kit

SpecSeal® Ready Sleeve™

- Seals off the path of fire, smoke and superheated gases while providing support and protection for electrical, telephone, and data cables
- Economical – Significant material and labor savings vs. field fabrication
- No External Firestop Seal Required – Factory supplied intumescent firestop gasket eliminates the need to seal the circumference of the steel sleeve at its egress from each side of barrier
- UL® Classified and Code Compliant – Each kit designed to provide up to a 2 hour F Rating in accordance with UL® System requirements; assures code compliance every time
- For Rated and Non-Rated Barriers – Putty seal impedes the passage of fire, smoke, superheated gases, and particulate dust, and minimizes noise transmission



| Item # | Desc. |
|----------|-----------|
| STIFS100 | 1" sleeve |
| STIFS200 | 2" sleeve |
| STIFS400 | 4" sleeve |

SPECIFIED TECHNOLOGIES

Firestop Sleeve Kit

SpecSeal® Ready™ Split Sleeve

- The only UL® Classified Firestop Sleeve for use in oversize openings
- Smooth cable entry — Unique rolled lip eliminates potential sharp edges and the need for conduit bushings
- Sturdy, lightweight — At half the weight of threaded products, and with fewer parts required
- Cable management — Inspector-friendly wall labels included with every kit
- UL Tested and Classified in accordance with ASTM E 814 (UL 1479) with F Ratings up to 4 hours



| Item # | Size (in.) | Plate Diameter (in.) | Min. Opening (in.) | Max. Opening (in.) |
|-----------|------------|----------------------|--------------------|--------------------|
| STIFSR100 | 1 | 3x3 | 1.16 | 2.25 |
| STIFSR200 | 2 | 4.5x4.5 | 2.38 | 4.0 |
| STIFSR400 | 4 | 8x8 | 4.5 | 6.0 |

SPECIFIED TECHNOLOGIES

Firestop Pillows

SpecSeal®

- Intumescent - expands in all directions for a tough, tight seal
- Reinstallable - for easy retrofitting of cables
- Heat-sealed poly bag protects core and makes pillows slide in and out easier
- Monolithic encapsulated core - no loose fill, tougher, more resilient
- Superior air leakage rating
- UL, cUL classified and FM approved
- Meets the exacting criteria of ASTM E814 (UL1479).



| Item # | Dimension (in.) | Std. Pkg. Qty. |
|----------|-----------------|----------------|
| STISSB14 | 1 x 4 x 9 | 20 |
| STISSB24 | 2 x 4 x 9 | 10 |
| STISSB26 | 2 x 6 x 9 | 22 |
| STISSB36 | 3 x 6 x 9 | 16 |

SPECIFIED TECHNOLOGIES

Cable Pathway and Firestop

Series 22

EZ-Path™

- Designed for new or existing cable installations through walls (only) up to 9" thick and holds up to 24 CAT 5E cables
- Pathway can be mounted as a single unit in either a 2" round or a 1-1/2" x 1-1/2" square opening
- Height x Width: 1-1/2" x 1-1/2"
- Length: 10-1/2"
- Fire rated in walls up to 4 hrs.



| Item # | Desc. |
|----------|--|
| STIEZD22 | Device Kit, (2) Wall Plates and (1) Device |

SPECIFIED TECHNOLOGIES

Cable Pathway and Firestop

Series 33 Seven Gang Kit

EZ-Path™

- Seven gang kit designed to allow seven Series 33 Pathways to be installed in a 3" x 21" opening
- Attachment plates can be fastened to studs spaced 24" O.C. as the wall is being built or they can be installed in finished walls



| Item # |
|--------------|
| STIEZDP733GK |

Make sure to use
an approved UL
firestop system



SPECIFIED TECHNOLOGIES Cable Pathway and Firestop Devices

Series 33 EZ-Path™

- No firestopping required - always firestopped
- Self-contained firestop system - automatically adjusts to cable loads
- Easily moves, adds, and changes
- The compact square design (3" x 3" x 10-1/2" long) provides greater cable loading than a conventional 4" sleeve, cables can be added or changed without the need to remove and re-install firestopping materials
- Offers a clean, professional, engineered appearance; the device is colored safety orange and comes with wall labels for easy identification
- Splits apart for "old work"
- UL® classified up to 4 hours and FM approved in accordance with ASTM E814 (UL1479)
- Fire rated in walls and floors up to 4 hrs.
- Ask about other kits and adapters
- Ask about ganging multiple devices together



| Item # | Desc. |
|--------------|--|
| STIEZD33FWS | Device |
| STIEZDP33FWS | Device Kit, (2) Wall Plates and (1) Device |

SPECIFIED TECHNOLOGIES

Cable Pathway and Firestop Series 44 Modular Floor grid Sytem EZ-Path®

- The EZ-Path Modular Floor Grid system can handle literally thousands of cables
- Modular Floor Grid Systems utilize the high volume, EZ-Path 44 Series Pathways installed in banks of four to provide your cabling systems with room to grow
- Sturdy steel grids mount one, two or four banks of pathways in built-in slots for a total of up to sixteen pathways through a single floor opening. A single bank Floor Grid comes complete with Pathways. Multi-bank Modular Floor Grids are installed with firestop panels sealing each slot. As additional cable capacity is required, firestop panels are removed and pathway modules containing four pathways are installed in each slot
- Ask for help with your configuration
- Many options available



| Item # | Desc. |
|-------------|---|
| STIEZDG444 | Single Slot Grid, Complete With Grid and Four Pathways |
| STIEZG844 | Dual Slot Grid Only, 8 Pathway Capacity, With Firestop Panels to Seal Unused Slots |
| STIEZG1644 | Four Slot Grid Only, 16 Pathway Capacity, With Firestop Panels to Seal Unused Slots |
| STIEZD444MB | Four Pathways and Hanger Brackets for use in EZG844 and EZG1644 |

SPECIFIED TECHNOLOGIES

Cable Pathway and Firestop Devices

Series 44 EZ-Path®



- Designed for new or existing cable installations up to 10" thick through walls or floors
- The EZ-Path® Series 44 pathway holds up to 240 CAT 5E cables
- Pathways can be ganged for additional capacity
- Height x Width: 4" x 4-5/8"
- Length: 14"
- Can be ganged up to 5 in walls and up to 16 in floors
- Fire rated in walls up to 4 hrs.
- Fire rated in floors up to 4 hrs.

| Item # | Desc. |
|----------|-------------|
| STIEZD44 | Device Only |

SPECIFIED TECHNOLOGIES

Ready® Firestop Grommet

- Single Cable Penetrations can be time consuming, expensive, and messy. Now there is a new solution from the cabling innovators at STI. Ready Firestop Grommets make membrane and through-penetrations through rated gypsum board walls a snap. Just drill a hole, run your cable, snap the grommet around the cable, and press it into the wall. Use a single grommet for single sided (membrane) penetrations, or drill a hole through both sides of the wall and install grommets back-to-back for through penetrations
- Ready Firestop Grommet is molded from a premium grade plenum-rated polymer. A soft foam inner core conforms to the cable to form a tight seal. The cable is smoke-sealed and firestopped in just minutes with no sleeve, and no sealant or putty required
- Quick to install - 2 piece grommet snaps together for an easy installation
- Economical - Eliminates Sleeves and the need for putty or sealant
- Split design - Can be used with previously installed cables
- Made with Uitem® premium, plenum-grade material - Exceptional flame & heat resistance
- Low voltage cables up to .027 in. O.D.
- 1 & 2 Hr rated gypsum board walls
- Single membrane or through-penetrations



Ready Firestop Grommets were tested to meet the exacting criteria of ASTM E814 (UL1479) and CAN/ULC S115. Tested systems provide up to 2 hr. fire ratings for single cable penetrations in gypsum board/stud wall assemblies

| Item # | Color | Overall Length | Req. Opening |
|---------|-------|----------------|--------------|
| STIRFG1 | Red | 1 5/8" | 9/16" |



SPECIFIED TECHNOLOGIES

Cast-In Firestop Device SpecSeal®



- The devices install easily and quickly. Simply position the sleeves as required, fasten to the form and pour the concrete
- The molded plastic body can be cut to adjust to the depth of the pour and is tough enough to resist the rigors of the concrete finishing process
- A variety of accessories permit installation under many construction conditions including variations in concrete depth and installation over pan decks
- The unique chambered intumescent system expands rapidly in the event of a fire to provide up to a three hour fire rating. A resilient gasket system seals against the propagation of smoke and provides additional protection against water exposure
- UL listed products

Application:

- 2", 3", 4" and 6" trade size plastic or metallic pipes
- Insulated metallic pipes
- Cable bundles
- Concrete ranging in depth from 2-1/2" to 8"
- Concrete greater than 8" using available extension tubes
- Concrete over steel deck using available Deck Adapter Kit
- Do not use for wall applications

Dimensions:

- 2" ID: Footprint 5-1/8" x 5-1/8" ; Min. Steel Deck Opening 3-5/8"
- 3" ID: Footprint 5-3/4" x 5-3/4" ; Min. Steel Deck Opening 4-1/4"
- 4" ID: Footprint 6-3/4" x 6-3/4" ; Min. Steel Deck Opening 5-1/4"
- 6" ID: Footprint 9" x 9" ; Min. Steel Deck Opening 7-1/4"
- SpecSeal® Cast-In Firestop Devices have been successfully tested in accordance with ASTM E814 (ANSI/UL1479) in one, two and three hour fire-rated floor assemblies. Consult Edge for individual system designs and application requirements

| Item # | Desc. | Case Qty. |
|--------|-------|-----------|
|--------|-------|-----------|

Devices for Combustible and Noncombustible Penetrants

| | | |
|----------|---------------------------------------|---|
| STICD200 | 2" Trade Size Cast-In Firestop Device | 6 |
| STICD300 | 3" Trade Size Cast-In Firestop Device | 6 |
| STICD400 | 4" Trade Size Cast-In Firestop Device | 6 |
| STICD600 | 6" Trade Size Cast-In Firestop Device | 6 |

Devices for Non-Combustible Penetrants

| | | |
|-----------|---------------------------------------|---|
| STICD200M | 2" Trade Size Cast-In Firestop Device | 6 |
| STICD300M | 3" Trade Size Cast-In Firestop Device | 6 |
| STICD400M | 4" Trade Size Cast-In Firestop Device | 6 |
| STICD600M | 6" Trade Size Cast-In Firestop Device | 6 |

Extension Tubes

| | | |
|-----------|------------------------------|---|
| STICD200X | 2" Trade Size Extension Tube | 6 |
| STICD300X | 3" Trade Size Extension Tube | 6 |

| Item # | Desc. | Case Qty. |
|-----------|------------------------------|-----------|
| STICD400X | 4" Trade Size Extension tube | 6 |
| STICD600X | 6" Trade Size Extension Tube | 6 |

Deck Adaptor Kits

| | | |
|-----------|----------------------------------|---|
| STICD200K | 2" Trade Size Metal Deck Adaptor | 6 |
| STICD300K | 3" Trade Size Metal Deck Adaptor | 6 |
| STICD400K | 4" Trade Size Metal Deck Adaptor | 6 |
| STICD600K | 6" Trade Size Metal Deck Adaptor | 6 |

SPECIFIED TECHNOLOGIES T-Collar™ Penetrant Heat Sinking Device SpecSeal®



- The SpecSeal® T-Collar™ Penetrant Heat-Sinking Device is a patented design utilizing sealed thermal heat sink packs, protected by a strong metal outer shell
- The device is secured directly to metal pipes or conduits on the top side of floors or on both sides of walls
- Combined with appropriate SpecSeal® Firestop Products, UL Systems incorporating this device have been tested to provide T ratings up to 2 hours
- Easy to Install
- Requires no ampacity derating; safer than insulating
- Code Compliant solutions for T ratings
- Easily identifiable to ease the inspection process
- Where codes require equal F and T ratings, the SpecSeal® T-Collar™ (in conjunction with appropriate SpecSeal® Firestop Sealants) is used as a heat-sinking device to reduce temperature transmission through metallic pipes and conduits
- SpecSeal® T-Collar™ Penetrant Heat Sinking Devices have been successfully tested in conjunction with SpecSeal® Firestop Products in accordance with ASTM E814, ANSI/UL1479, and for individual system designs and application requirements

| Item # | Desc. |
|----------|----------------------------------|
| STITC200 | 2" Penetrant Heat Seeking Device |
| STITC300 | 3" Penetrant Heat Seeking Device |
| STITC400 | 4" Penetrant Heat Seeking Device |

SPECIFIED TECHNOLOGIES

Firestop Warning Stickers

- Label "Warning Firestop Penetration" Labels for future maintenance of areas where firestop is in use



| Item # |
|-----------------|
| STIZ1005-892-CG |

Ask an Edge sales rep
about other time saving
products from STI

3M

3M FIRE PROTECTION PRODUCTS

Fire Barrier Caulks

- Water-based - easy cleanup and routine disposal with no special handling
- One-part system - no mixing or measuring required
- Intumescent and endothermic properties
- No-sag, non-halogen formula
- Fast-drying - tack-free in approximately 10-15 minutes
- Provides up to 4 hour F-rating
- Paintable
- Documented aging properties



| Item # | Size | Package Type |
|-------------|------------|--------------|
| 3MCP25WB | 10.1 oz | Cartridge |
| 3MCP25WB-27 | 27 fl. oz. | Cartridge |
| 3MCP25WB-5 | 5 gal | Pail |

3M FIRE PROTECTION PRODUCTS

Fire Barrier Caulks

- A water based latex, intumescent smoke and firestopping sealant for wall and floor penetrations.
- Easy-to-handle formulation that bonds to gypsum wallboard, concrete, metals, wood, plastic and cable jacketing.
- Dries to a firm, rubber-like solid
- Provides up to 2 hours F-rating
- Distinctive yellow color makes inspections easier



| Item # | Desc. | Package Type |
|----------|--------------|--------------|
| 3MIC15WB | 10.1 fl. oz. | Cartridge |

3M FIRE PROTECTION PRODUCTS

Fire Barrier Silicone Sealant

- Premium sealant available in non-slump formula
- Compression/extension recovery of + or - 31% of original joint width
- Re-enterable/repairable
- One part silicone elastomer-cures upon exposure to atmospheric humidity
- Provides up to 4 hour fire rating



| Item # | Size | Package Type |
|---------|--------------|--------------|
| 3M2000 | 10.3 fl. oz. | Cartridge |
| 3M2000S | 4.5 gal | Pail |

3M FIRE PROTECTION PRODUCTS

Fire Barrier Sealant

FireDam™

- Tested and approved for single metallic pipe penetrations and construction joints
- Water-based for easy installation cleanup and disposal
- High-solids formula means no shrink-age
- Provides up to 3-hour fire rating
- Excellent movement capabilities



| Item # | Size | Package Type |
|----------------------|--------------|--------------|
| 3MFD150+BLUE | 10.1 fl. oz. | Cartridge |
| 3MFD150+LIMESTONE | 10.1 fl. oz. | Cartridge |
| 3MFD150+28BLUE | 28 fl. oz. | Cartridge |
| 3MFIREM 150+4.5 BLUE | 4.5 gal | Pail |
| 3MFD150+4.5LIMESTONE | 4.5 gal | Pail |

3M FIRE PROTECTION PRODUCTS

Fire Barrier Sprays

FireDam™

- High coverage rate reduces installation time
- Fast dry, low-sag formula
- Gray color blends with concrete and gypsum
- Applies with conventional airless spray equipment
- Paintable when cured
- Applies as 1/8" wet coating, dries to 1/16"
- Easy clean-up with water
- Provides 4-hour fire rating



| Item # | Size (gal.) | Package Type |
|--------------------|-------------|--------------|
| 3M FIREM SPRAY 200 | 5 | Pail |

3M FIRE PROTECTION PRODUCTS

Fire Barrier Mortar

This lightweight cementitious firestop with excellent adhesion bonds to concrete, metals, wood, plastic and cable jacketing.

- Variable mix ratio - permits self-leveling and no-sag application consistencies
- Re-enterable
- Bonds to itself - proven prior to and during fire testing
- Pumpability - allows faster installation
- Contains no asbestos
- Non-shrinking, non-load formula
- 44 lb. bag (yields a minimum 2 ft. square at a 4" depth)



| Item # |
|----------|
| 3MMORTAR |

3M

3M FIRE PROTECTION PRODUCTS

Fire Barrier Moldable Putty

- Pliable-conforms into almost any shape
- Will not dry out or crumble
- Provides up to 3-hour fire rating



| Item # | Size (in.) |
|----------|-------------------------|
| 3MMPP+ | 7 x 7 x 1/8 Pad |
| 3MMPP+9 | 9 1/2 x 9 1/2 x 1/8 Pad |
| 3MMPS-2+ | 1.4 x 11 Stix |

3M FIRE PROTECTION PRODUCTS

Fire Barrier Pillows

- Stackable and conformable
- No wire mesh or graphite
- Excellent aging properties
- Provides up to 3-hour rating



| Item # | Size (In.) | Packaging per Case |
|---------|------------|--------------------|
| 3MFB249 | 2 x 4 x 9 | 24 |
| 3MFB269 | 2 x 6 x 9 | 16 |
| 3MFB369 | 3 x 6 x 9 | 20 |

3M FIRE PROTECTION PRODUCTS

Fire Barrier Composite Sheets

- Ideal for fire-stopping blank openings and through-penetrations of multiple cable, pipe ducts, buss ducts and cable trays
- Intumescent
- Lightweight and easy to handle - just cut and form to fit
- Easy to install using common trade tools
- Easy to fasten - bolt punch or drill through and use self-tapping screws or anchor bolts
- No mixing or damming required
- Re-enterable
- Provides up to 4-hour fire rating



| Item # | Size (in.) |
|---------------|-------------|
| 3MCS-195-3X2 | 36 x 24 |
| 3MCS-195-3X3 | 36 x 36 |
| 3MCS-195-3X41 | 36 x 41 |

3M FIRE PROTECTION PRODUCTS

Fire Barrier Wrap/Strip

- One-part, intumescent and elastomeric strip with foil on one side
- Can be cut to irregular shapes
- Used with restricting collar or caulk
- Provides up to 4-hour fire rating



| Item # | Size (in.) |
|----------|-------------|
| 3MFS-195 | 2 x 24 |

3M FIRE PROTECTION PRODUCTS

Fire Barrier Restricting Collar

- Works in conjunction with 3M™ FS-195+ wrap/strip or 3M™ Interam™ Ultra GS
- 28-gauge steel
- Convenient 25-foot roll - cut only what you need
- Required for firestopping plastic pipes larger than 4"



| Item # |
|--------|
| 3MRC-1 |

3M FIRE PROTECTION PRODUCTS

Ultra Plastic Pipe Devices


- Ultra-fast anchoring system secures device to most substrates without power tools
- One-piece construction
- Intumescent action quickly seals off the penetrating item in a fire
- Provides up to 3-hour fire rating



| Item # | Desc. |
|---------------|---------------|
| 3MULTRAPPD1.5 | For 1.5" pipe |
| 3MULTRAPPD2.0 | For 2" pipe |
| 3MULTRAPPD3.0 | For 3" pipe |
| 3MULTRAPPD4.0 | For 4" pipe |

R-FACTOR **Mineral Wool**

- Packing material for firestop systems
- Excellent heat insulator with fire-resistant qualities
- easy to cut 2"x24"x48" sheets
- 5 per pkg.



| Item # |
|---------------|
| 3MMINERALWOOL |

3M

3M FIRE PROTECTION PRODUCTS

Fire Barrier Cast-In Devices

- Adapts to any depth of concrete pour
- Devices for both metal and plastic pipes
- One-step firestopping, no need to core drill holes and firestop later
- Can be used on flat forms or fluted metal decks
- No need to caulk, use plastic pipe devices or wrap strips
- Provides up to 3 hour fire rating



| Item # | Diameter (in.) |
|--------|----------------|
|--------|----------------|

For Metal Pipes

| | |
|---------|---|
| 3M2MCID | 2 |
| 3M3MCID | 3 |
| 3M4MCID | 4 |
| 3M6MCID | 6 |

For Plastic Pipes

| | |
|---------|---|
| 3M2PCID | 2 |
| 3M3PCID | 3 |
| 3M4PCID | 4 |
| 3M6PCID | 6 |

3M FIRE PROTECTION PRODUCTS

Fire Barrier Cast-In Tub Box Assembly

- Used primarily for new installations
- Fastens to the Cast-In Device
- Creates a void for plumbing access.
- The adaptor contains a 2" foam insert when a 2" deep access void is needed
- For use with 3M Cast-In Devices
- Accommodates plastic and metal pipes
- UL tested systems



| Item # | Desc. |
|--------|----------------------------|
| 3M2TB | For use with 2PCID & 2MCID |
| 3M3TB | For use with 3PCID & 3MCID |

3M FIRE PROTECTION PRODUCTS

Fire Barrier Cast-In Height Adaptor

- This one-piece plastic device is easy to install
- Use it on fluted steel pan decks for drain, waste, and vented or closed pipe systems
- For use with 3M Cast-In Devices
- One-stop firestopping fluted metal decks
- Accommodates plastic and metal pipes



| Item # | Desc. |
|--------|----------------------------|
| 3M2HA | For use with 2PCID & 2MCID |
| 3M3HA | For use with 3PCID & 3MCID |
| 3M4HA | For use with 4PCID & 4MCID |

3M FIRE PROTECTION PRODUCTS

Fire Barrier Cast-In Deck Adaptor


- This one-piece plastic device is easy to install
- Use it on fluted steel pan decks for drain, waste, and vented or closed pipe systems
- For use with 3M Cast-In Devices
- One-stop firestopping fluted metal decks
- Accommodates plastic and metal pipes



| Item # | Desc. |
|--------|----------------------------|
| 3M2MDA | For use with 2PCID & 2MCID |
| 3M3MDA | For use with 3PCID & 3MCID |
| 3M4MDA | For use with 4PCID & 4MCID |

Mineral Wool

- Packing material for firestop systems
- Excellent heat insulator with fire-resistant qualities
- easy to cut 2"x24"x48" sheets
- 5 per pkg.



| Item # |
|---------------|
| 3MMINERALWOOL |

Our Edge sales staff
can help you with your
firestop submittals, ask
today!



SONNEBORN
Industrial Sealant
Div.7 07 92 00
Sonolastic® NP 1™

NP 1™ is a one-component, high-performance, nonpriming, gun-grade, elastomeric polyurethane sealant. It requires no mixing and typically requires no priming to bond to many materials, including concrete and masonry.

Features:

- Ready to use
- Joint movement capability $\pm 35\%$
- Easy to gun and tool
- No primer required for most construction materials
- Weather resistant packaging
- Wide temperature-application range
- Compatible with nonrigid coatings
- Superior holding power
- UL listed
- Suitable for water immersion
- Low VOC content

Application:

- Expansion joints
- Curtain wall construction
- Panel walls
- Precast units
- Aluminum and wood window frames
- Roofing
- Fascia
- Parapets
- Structural components
- Vinyl siding
- Wastewater treatment plants
- Dams
- Spillways and storm drains
- Wetwells and manholes

| Item # | Size | Color | Pack |
|------------|-------------------|----------------|------|
| SO32-957 | 10.1 oz cartridge | Special Bronze | 30 |
| SO32-957PP | 20 oz sausage | Special Bronze | 20 |
| SO32-961 | 10.1 oz cartridge | White | 30 |
| SO32-961PP | 20 oz sausage | White | 20 |
| SO32-962 | 10.1 oz cartridge | Off White | 30 |
| SO32-963 | 10.1 oz cartridge | Limestone | 30 |
| SO32-963PP | 20 oz sausage | Limestone | 20 |
| SO32-964 | 10.1 oz cartridge | Stone | 30 |
| SO32-964PP | 20 oz sausage | Stone | 20 |
| SO32-965 | 10.1 oz cartridge | Tan | 30 |
| SO32-965PP | 20 oz sausage | Tan | 20 |
| SO32-966 | 10.1 oz cartridge | Black | 30 |
| SO32-966PP | 20 oz sausage | Black | 20 |
| SO32-967 | 10.1 oz cartridge | Aluminum Gray | 30 |
| SO32-967PP | 20 oz sausage | Aluminum Gray | 20 |
| SO32-968 | 10.1 oz cartridge | Medium Bronze | 30 |
| SO32-969 | 10.1 oz cartridge | Redwood Tan | 30 |



SONNEBORN
Joint Sealants
Div.7 07 92 00
Sonolastic® 150

Sonolastic® 150 with VLM Technology is a premium, very low-modulus, high-movement, nonsag, fast-curing, ready to-use, silyl-terminated polyether sealant. It combines the best qualities of organic and silicone sealants to keep moving joints weathertight

- Superior Adhesion: Long term Bond – reduced call backs
- Very low modulus: Accommodates extreme joint movement (100% extension in EIFS joints with little stress on bond line)
- Compatible with nonrigid coatings: May be painted soon after installation
- Easy to gun and tool: Speeds application; makes neater joints
- Ready-to-use 1 component: Reduces labor; speeds application
- Wide temperature application range: Use in all climates
- Weather resistant: Provides long-lasting weathertight seals
- Fast curing: Speeds jobsite production
- Nonstaining: Use safely on stone and other sensitive substrates
- Mildew resistant: Does not support mildew growth; offers low-odor alternative for sanitary areas
- Available in ProPaks: Reduces jobsite waste; lowers disposal costs
- Very low VOC's (2 g/L): Meets all State and Federal regulations



| Item # | Color | Size |
|------------|----------------|-----------|
| SO51703714 | Aluminum Gray | 10.14 oz. |
| SO51703820 | Black | 10.14 oz. |
| SO51704032 | Limestone | 10.14 oz. |
| SO51704138 | Medium Bronze | 10.14 oz. |
| SO51704244 | Off White | 10.14 oz. |
| SO51704350 | Redwood Tan | 10.14 oz. |
| SO51704562 | Slate | 10.14 oz. |
| SO51704668 | Special Bronze | 10.14 oz. |
| SO51704774 | Stone | 10.14 oz. |
| SO51704880 | Tan | 10.14 oz. |



WHITE LIGHTNING® CAULKS & SEALANTS
100% RTV Silicone Sealants
White Lightning®

- HIGH HEAT RED
- Performs from -85°F to 500°F continuously
- Withstands 600°F intermittently
- Non-sagging, non-slumping for overhead or vertical surfaces
- Will not crack, crumble or shrink
- Excellent weathering performance and adhesion
- Remains uniform and flexible over wide temperature range
- Size: 10 oz. cartridge



Item #

KRWL09611



WHITE LIGHTNING® CAULKS & SEALANTS

100% RTV Silicone Sealants

White Lightning®

- SILICONE RUBBER
- Provides a watertight seal
- Use for interior and exterior projects
- Highly, permanently flexible
- Will not crack, crumble, or shrink
- Resists moisture and mildew
- Excellent adhesion to non-porous materials
- NSF and USDA compliant
- Size: 10 oz. tube



| Item # | Desc. | Size (oz.) |
|-----------|----------|------------|
| KRWL09010 | Clear | 10 |
| KRWL09210 | White | 10 |
| KRWL09310 | Aluminum | 10 |
| KRWL09410 | Black | 10 |
| KRWL09023 | Clear | 3 |

WHITE LIGHTNING® CAULKS & SEALANTS

Acrylic Latex Caulks

White Lightning®

- Can be used in interior & exterior applications
- Applies a smooth, professional bead without gaps or air bubbles
- Maintains superior flexibility and elasticity
- Excellent color retention
- Cured caulk resists rust and mildew
- Can be painted or stained after curing
- 10-oz. plastic cartridge



| Item # | Desc. |
|-----------|-------|
| KRWL30060 | White |



OSI

Multi Purpose Construction Adhesive

Pro Series®

- High initial grab minimizes nailing requirements
- Waterproof and weatherproof - Can be used in interior or exterior applications
- Will bridge minor gaps when bonding irregular surfaces



| Item # | Cartridge Size (fl. oz.) | Color |
|----------|--------------------------|-------|
| OIQB-300 | 28 | White |

OSI

Heavy-Duty Sub-Floor & Construction Adhesive

Pro Series®

- Cold weather formula provides excellent adhesion and easier extrusion
- Can be applied directly to dry, wet or frozen lumber
- It offers fast set, superior strength development and is compatible with most building materials
- Will bridge minor gaps when bonding irregular surfaces, ultimately reducing squeaky floors
- Can be used in interior or exterior applications
- Waterproof and weatherproof



| Item # | Cartridge Size (fl. oz.) | Color |
|-----------|--------------------------|-------|
| OI1498719 | 28 | White |

OSI

Metal Framing & Drywall Adhesive

Pro Series®

- High initial grab helps eliminate nail pops
- Provides sufficient open time for the positioning of gypsum panels
- Rapid bond development
- Bridges minor framing irregularities
- Unaffected in cold weather use
- After cure, bond is flexible enough to allow for structural movement due to settling
- Waterproof and weatherproof



| Item # | Cartridge Size (fl. oz.) | Color |
|-----------|--------------------------|-------|
| OI1498717 | 28 | White |

OSI

Acoustical Sound Latex Sealant

Pro Series®

- Ultra low VOC formulation meets the strictest of State and Federal VOC regulations
- Qualifies for LEED® building certification points
- Water based, easy clean-up with water
- Permanently flexible will not harden, crack or separate over time
- Bonds to most building materials
- Reduces sound transmission
- Low odor



| Item # | Cartridge Size (fl. oz.) | Color |
|-----------|--------------------------|-------|
| OI1496542 | 28 | White |

OSI

Heavy-Duty Construction Adhesive

Loctite®

Power Grab®

- 9x higher instant grab than traditional adhesives
- Exterior / Interior water resistant formula
- Paintable & water clean-up
- Suitable for indoor and outdoor applications
- Low odor



| Item # | Size (oz.) | Color |
|----------|------------|-------|
| OI841989 | 10.1 | White |



OSI
Pro Foam II
Minimally Expanding Insulation
Green Series®

- Low foam pressure/low expansion product will not warp or deform windows or doors
- Aids in filling gaps or cracks to eliminate drafts and sound transmission
- High insulating value - Provides an R factor of 5 per inch of foam
- Closed foam structure will not absorb moisture
- Quick setting formulation - Can be cut or trimmed in less than 1 hour
- Will not harden or crack out over time
- Adheres to all types of wood, metal, concrete, brick, glass, drywall, most plastics and other building materials



| Item # | Size (oz.) | Color |
|-----------|------------|-------|
| OI1183480 | 29 | White |



NEWBORN BROTHERS
Economy Caulk Gun
Smooth Rod Cradle

- 10:1 Thrust Ratio
- 1/10 gal. capacity
- Ladder Hook



| Item # |
|--------|
| NE101 |

NEWBORN BROTHERS
Caulk Gun
Hex Rod/Parallel Frame

- 10:1 Thrust Ratio
- E-Z Thrust
- E-Z Load Front Cap
- Ladder Hook



| Item # | Size (gal.) |
|--------|-------------|
| NE111 | 1/10 |
| NE125 | 1/4 |

NEWBORN BROTHERS
Caulk Gun
Super Ratchet Rod Cradle

- 6:1 Thrust Ratio
- Seal Puncture tool / Spout Cutter
- Ladder Hook
- Finger Guard
- 1/10 gal. Capacity



| Item # |
|--------|
| NE188 |

NEWBORN BROTHERS

High Thrust
Caulk Gun
Super Smooth Rod/
Revolving Frame



- 18:1 Thrust Ratio
- Revolving Barrel
- Seal Puncture Tool
- Spout Cutter
- Ladder Hook
- Thumb Release
- Zinc Alloy Handle

| Item # | Size (gal.) |
|--------|-------------|
| NE250 | 1/10 |
| NE255 | 1/4 |

NEWBORN BROTHERS

Bulk/Sausage
Caulk Gun
Smooth Rod



- 18:1 Thrust Ratio
- Lightweight Aluminum
- Multi-Chemical Resistant Twin Hytrel Cup
- Bulk/Sausage Conical Ejector
- 3 PC-620 Cones Included
- Zinc Alloy Handle

| Item # | Size |
|----------|--|
| NE620-AL | 24 oz. Bulk, 10 oz. & 20 oz. Sausage Packs, 10 oz. Cartridge |

NEWBORN BROTHERS

Bulk/Sausage
Caulk Gun



Deluxe Hex Rod

- Adjustable Thrust Ratio (14:1 or 7:1)
- Patented Gator Trigger™ Comfort Grip
- Rotating Barrel with Lock
- Ring Cap and 3 Cones Included
- OV-25 Oval Nozzle Included (1/2")
- Leather Cups Standard with Floating Sausage Cup
- Effective Trigger Grip (ETG) for Longer Rod Life

| Item # | Size |
|--------|--|
| NE624 | 24 oz. Bulk, 10 oz. and 20 oz. Sausage Packs |
| NE632 | 32 oz. Bulk, 10 oz., 20 oz. and 30 oz. Sausage Packs |



NEWBORN BROTHERS Dual Component Caulk Gun



- 26:1 Thrust Ratio
- Dispenses 300ml x 300ml; 300ml x 150ml; 150ml x 150ml; 150ml x 75ml
- Easily Converts in Just Seconds with Patented Snap In / Snap Out Push Disks
- Patented Cartridge Stabilizing Plate for Extra Cartridge Support
- Extra Durable Heat Treated Piston Rod to Last Longer Than Comparable Models
- Precision Sintered Friction Plate
- Easy Release Star-Burst Reverse Gripping Plate

Item #

NE535-XSP

NEWBORN BROTHERS Caulk Gun Cone Accessory

- Green Plastic to be used with 2" Barrel (with RCP-60 Ring Cap)
- Yellow Plastic to be used with Sausage Guns



| Item # | Description |
|----------|-------------|
| NEPC-58 | Green |
| NEPC-620 | Yellow |

NEWBORN BROTHERS Caulk Gun Nozzles

| Item # | Desc. |
|---------|----------------------|
| NEOV-17 | 3/16" I.D. Oval End |
| NEOV-18 | 1/4" I.D. Oval End |
| NEOV-21 | 3/8" I.D. Oval End |
| NEOV-25 | 1/2" I.D. Oval End |
| NER-10 | 3/32" I.D. Round End |
| NER-11 | 1/8" I.D. Round End |



NEWBORN BROTHERS Caulk Spatulas

| Item # | Desc. | Width (in.) |
|----------|-------------|-------------|
| NESPT-4S | 4" Straight | 3/4 |
| NESPT-6S | 6" Straight | 1 |
| NESPT-8S | 8" Straight | 1 1/4 |



FOMO PRODUCTS INC. Spray Polyurethane Foam Quick Cure Handi-Foam®



- GREENGUARD CERTIFIED: Can contribute or comply with LEED credit requirements
- Designed to fill and insulate large voids and surfaces
- Dispensed using the patented Handi-Gun® Dispensing Unit for accurate and precise applications
- Chemically cured system and the cure process occurs very quickly - generally within minutes
- Excellent adhesion properties provide excellent insulation by creating a continuous air barrier that completes the building envelope
- Assists in attaining ENERGY STAR® rating and/or LEED credits

| Item # | Coverage (BDFT.) |
|----------|------------------|
| FOP10700 | 105 |
| FOP10720 | 205 |

FOMO PRODUCTS INC. E84 Class 1+ Spray Foam Handi-Foam®



- GREENGUARD CERTIFIED: Can contribute or comply with LEED credit requirements
- Meets building code requirements for Class 1 materials
- Designed to fill and insulate large voids and surfaces
- Dispensed using the patented Handi-Gun® Dispensing Unit for accurate and precise applications
- Chemically cured system and the cure process occurs very quickly - generally within minutes
- Excellent adhesion properties provide excellent insulation by creating a continuous air barrier that completes the building envelope
- Assists in attaining ENERGY STAR® rating and/or LEED credits

| Item # | Coverage (BDFT.) |
|----------|------------------|
| FOP10726 | 205 |

FOMO PRODUCTS INC. Polyurethane Foam Sealant Cylinder Handi-Foam®



- GREENGUARD CERTIFIED: Can contribute or comply with LEED credit requirements
- I-160 Handi-Foam 40 series cylinder foam with accessories
- Seals gaps and cracks to stop air infiltration
- Dispensed using the patented Handi-Gun® Dispensing Unit for accurate and precise application

| Item # | Coverage (ft. @ 3/8 in.) |
|----------|--------------------------|
| FOP40340 | 8688 |



FOMO PRODUCTS INC.
Dispensing Nozzle
Handi-Gun®

Disposable nozzles for Handi-Gun



| Item # | Description |
|----------|----------------------|
| FOF66160 | Cone Nozzle (8 Pack) |
| FOF66180 | Fan Nozzle (8 Pack) |

FOMO PRODUCTS INC.
Polyurethane Foam Sealant
Handi-Foam®

- GREENGUARD CERTIFIED: Can contribute or comply with LEED credit requirements
- Seals gaps and cracks to stop air infiltration
- Coats and seals areas that traditional insulation cannot
- Helps to prevent air movement and provides a tighter building envelope



| Item # | Size (oz.) | Coverage (ft. @ 3/8 in.) |
|----------|------------|--------------------------|
| FOP30107 | 24 | 1774 |

FOMO PRODUCTS INC.
Fireblock Polyurethane Foam Sealant
Handi-Foam®

- GREENGUARD CERTIFIED: Can contribute or comply with LEED credit requirements
- Used to block the passage of flame and smoke in concealed penetrations from room to room and floor to floor in residential construction
- More effective than traditional fireblock materials at blocking flames and smoke
- Proven to be more cost effective due to the ease of application and excellent yield rates than standard fiberglass and caulks
- One 24 oz. can may replace up to 30 standard tubes of caulk
- Has a recognizable orange color allowing inspectors to easily identify the use of an approved fireblock product
- Cures when ambient moisture/humidity in the air reacts with the foam sealant creating a rigid, closed cell barrier against draft, noise, moisture and air infiltration
- Tack free within 10 minutes and meets ASTM E84 Class 1 for caulk and sealants
- Fireblocking is required by the International Building Code for Type V residential construction
- Not to be used as a firestop in commercial construction



| Item # | Size (oz.) | Coverage (ft. @ 3/8 in.) |
|----------|------------|--------------------------|
| FOP30192 | 24 | 1774 |

FOMO PRODUCTS INC.
Extreme Polyurethane Foam Sealant
Handi-Foam®

- GREENGUARD CERTIFIED: Can contribute or comply with LEED credit requirements
- Formulated for use in extreme cold temperatures and low humidity conditions
- Will even cure in temperatures below 0°F
- Ideal for sealing and filling small gaps, cracks and voids in the dry desert heat, or the cold winter climates
- A professional dispensing unit is required for product use
- Formulated to work in climates where ambient moisture/humidity is not always present
- Tack free within 10 minutes and meet ASTM E84 Class 1 for caulk and sealants



| Item # | Size (oz.) | Coverage (ft. @ 3/8 in.) |
|----------|------------|--------------------------|
| FOP30120 | 24 | 1856 |

FOMO PRODUCTS INC.
Window and Door Sealant
Handi-Seal®

- GREENGUARD CERTIFIED: Can contribute or comply with LEED credit requirements
- Patented closed cell, low pressure build formulation
- Handi-Seal complies with AAMA document 812-04, and will not bow or distort windows or doors
- The only patented formula designed to prevent moisture and mold problems by repelling water, unlike open cell formulas that absorb and trap water



| Item # | Description | Coverage (ft. @ 3/8 in.) |
|----------|-------------------|--------------------------|
| FOP10131 | 24 oz. Gun Foam | 1290 |
| FOP10141 | 24 oz. Straw Foam | 950 |

FOMO PRODUCTS INC.
Handi-Cleaner®

Spray Cleaner for Handi-Gun Tool



| Item # | Size (oz.) |
|----------|------------|
| FOP10083 | 12 |



FOMO PRODUCTS INC. Dispensing Tools Handi-Tool®

- Professional dispensing units designed for use with our polyurethane foam sealants and adhesives
- Provides increased control, easy trigger application and instant shut-off of the sealant or adhesive
- F61050 (HT500) entry level dispensing tool
- F31039 (HT300) intermediate level dispensing tool



Item

FOF61050

FOF61039



KRYLON® INDUSTRIAL PAINTS

Solvent Based Pavement Striping Paint

Line-Up® Solvent-Based Pavement Striping Spray Paint is a fast-drying product that provides long-lasting durability on outdoor pavement, as well as on indoor surfaces.

- VOC compliant
- Free of lead hazards
- Non-clogging and fast-drying
- 20oz. can (18 oz. net)



Item # Color

KRK08300 Highway White

KRK08301 Highway Yellow

KRYLON® INDUSTRIAL PAINTS

Water Based Athletic Field Striping Paint Line-Up®

Line-Up® Water-Based Athletic Field Striping Spray Paint is ideal for striping grass fields or for other short-term striping projects. These water-based products are available in many popular athletic colors and feature non-clogging spray tips.

- VOC compliant
- Free of lead hazards
- Fast-drying
- 20oz. can (18 oz. net)



Item # Color

KRK08305 Athletic White

KRK08306 Athletic Yellow

KRYLON® INDUSTRIAL PAINTS Acrylic Enamel Spray Paint Tough Coat™

- Specially formulated for a variety of industrial applications
- Ideal for light-to heavy-duty painting projects, both indoors and outdoors
- Tough, protective coating resists chipping and peeling
- Smooth, even coverage with fan spray nozzle
- Fast-drying; dries to the touch in just 15 minutes
- Size: 16 oz. can, 12 oz. net, 12/case



Item # Color

KRS00326 Machinery Lt. Gray

KRS00329 Machinery Blue Gray

KRS00325 Machinery Dark Gray

KRS01000 Clear Gloss Topcoat

KRS01003 Intl. Harvester Red

KRS01005 Bright Red

KRS01006 Allis Chalmers Orange

KRS01008 Ford Blue

KRS01101 Cherry Red

KRS01110 OSHA Red

KRS01150 Zinger Pink

KRS01210 OSHA Orange

KRS01285 Cordova Brown

KRS01305 Lt. Beige

KRS01310 OSHA Yellow

KRS01415 Machine Green

KRS01470 OSHA Safety Green

KRS01485 Ivy Green

KRS01510 OSHA Blue

KRS01515 Dark Blue

KRS01540 Light Blue

KRS01580 OSHA Purple

KRS01760 Aluminum

KRS01765 Gold

KRS01770 OSHA Black

KRS01800 OSHA White

KRS03720 Flat White

KRS03725 Semi-Flat Black

KRS03727 Max Flat Black

KRS01811 Orange

KRS01812 Red

KRS01815 Green

KRS00324 Aluminum

KRS00332 Black

KRS00339 Red Oxide

KRS00340 Gray

KRS00341 Light Gray Sandable

KRS00342 Red Oxide Sandable



KRYLON® INDUSTRIAL PAINTS Inverted Marking Paint

Quik-Mark™

- High solids formation for bold, bright, visible markings
- Fast drying
- Penetrates and adheres to hot surfaces
- Convenient Spray Thru™ cap and non-clogging spray tip
- VOC Compliant, free of lead hazards
- Size: 20 oz. can, 17 oz. net, 12/case



| Item # | Color |
|--------|-------|
|--------|-------|

Water Based Marking Paints

| | |
|----------|-----------------|
| KRS03500 | Clear |
| KRS03620 | Caution Blue |
| KRS03901 | Brilliant White |
| KRS03911 | Brilliant Red |

Fluorescent, Water Based

| | |
|----------|--------------|
| KRS03612 | Pink |
| KRS03630 | Safety Green |
| KRS03700 | Orange |

Solvent Based Marking Paint

| | |
|----------|------------------------|
| KRS03600 | Clear |
| KRS03611 | A.P.W.A. Red |
| KRS03621 | A.P.W.A. Blue |
| KRS03631 | Green |
| KRS03821 | High Visibility Yellow |
| KRS03900 | Utility White |

Flourescent, Solvent Based

| | |
|----------|------------|
| KRS03613 | Safety Red |
| KRS03614 | Neon Green |
| KRS03622 | Hot Pink |
| KRS03701 | Red Orange |
| KRS03702 | Orange |

KRYLON® Wheeler Hand Held Marking Wand

- For marking pavement, concrete, asphalt, gravel, soil or grass
- Constructed of durable, rugged plastic and lightweight steel
- 34" long
- Comfortable pistol grip for easy handling & marking
- Applies a uniform width of paint: 1" to 1-1/2"
- Use with Upside Down Marking Paint



| Item # | Description |
|----------|------------------|
| KRK07096 | Wheeler Wand 34" |
| KRK07095 | Hand Held 12" |

KRYLON® Line-UP® Striping Machines and Wand

- Engineered and designed for easy operation and durability
- Machines constructed of 18-gauge steel
- Machine have 12 can storage capability
- Stripes widths of 2" to 4"
- K08340 has 7" wheels for a smooth ride on hard surfaces, such as concrete, blacktop and metal
- K08350 has 10" wheels which elevate the carriage to provide an even ride over rough or uneven surfaces, such as grass, dirt or gravel
- K08360 has 34" long handle for ease of use, ideal for stenciling or line touch-ups



| Item # | Description |
|----------|---------------------------------|
| KRK08340 | Pavement Striping Machine |
| KRK08350 | Athletic Field Striping Machine |
| KRK08360 | Striping Wand |



SPRAYON® Silver Galvanizing Compound Shiny Finish

- Bright hot-dip shiny finish
- Excellent touch-up for repair of galvanized substrates
- Inhibits corrosion on ferrous metals
- 69% zinc
- Dries to touch in 30 minutes
- VOC compliant
- Meets ASTM A780
- Size: 16 oz. can, 14.25 oz. net, 12/case



| Item # |
|----------|
| KRS00739 |

SPRAYON® Zinc-Rich Cold Galvanizing Compound Dull Finish

- Provides maximum protection to steel exposed to severe corrosive environments
- Fuses zinc to the metal substrate to protect against corrosion
- 97-percent pure zinc dust, low VOC
- Excellent anti-sag and anti-settling properties
- May be topcoated with conventional primers or finish coats
- Highly resistant to salt corrosion and water
- Meets or exceeds performance requirements to MIL-P-26915C
- Outstanding weld through primer
- Size: 16 oz. can, 14 oz. net, 12/case



| Item # |
|----------|
| KRS00740 |



SPRAYON®

Safety Solvent & Degreaser

- Fast-acting solvent penetrates easily, evaporates quickly, leaves no residue
- Excellent cleaning properties make it ideal for removing grease, dirt, wax and metallic particles prevalent in most industrial plants
- Non-conductive, non-flammable
- Authorized by USDA, K-2 Rated
- Dielectric strength: 37,000 volts
- Includes extension tube & high delivery nozzle
- Size: 20-oz. can, 17 oz. net, 12/case
- Compare to CRC 03095



Item #

KRS20848

SPRAYON®

General Purpose Cleaner

- All-purpose formula that cuts through dirt with ease
- Effective and safe to use on metal, finished wood, porcelain, vinyl, leather, laminated surfaces and glass
- Cleans spots on synthetic carpets
- Authorized by USDA, C-1 Rated
- Size 20 oz. can, 19 oz. net, 12/case



Item #

KRS00880

SPRAYON®

Electrical Cleaner & Lubricating Spray

Sprayon®

- Makes high precision electrical equipment like new
- New non-ozone depleting formula
- Cleans & penetrates surface pores; leaves a fine microscopic corrosion-proof film
- Removes contaminants such as grease, dirt, dust and oxidation residue; eliminates related humming noise
- NSF reg. no 115081; K2 rated
- Dielectric strength 36,700 volts
- Includes extension tube
- Size 16 oz. can, 16 oz. net, 12/case



Item #

KRS02001

SPRAYON®

Cutting Oil

- Extends tool life, reducing tool sharpening and downtime
- Recommended for all metals, including stainless steel and soft metals such as aluminum, brass and copper
- Clings to surface
- Jet-spray allows precision applications
- USDA H-2 rated
- Includes extra actuator with extension tube
- Size: 16 oz. can, 12 oz. net, 12/case



Item #

KRS00208

SPRAYON®

All purpose Lubricant

LU™ 711 The Protector™

- An ultra-thin, transparent blend of high-quality petroleum distillates
- Specifically formulated to ensure maximum moisture displacement
- Its film resists the collection of abrasive particles on delicate contacts and connectors
- Forms a continuous film that spreads evenly over metal surfaces, giving uniform protection against corrosion attack
- This 'spreadability' also makes it an excellent penetrant for freeing corroded parts and mechanisms
- Will not affect plastic, rubber, fabrics or painted surfaces.
- Size: 16 oz., 11 oz. net, 12 per case
- Compares to WD40



Item #

KRS00711

SPRAYON®

Penetrant

Rust Breaker™

- A fast-acting product that quickly loosens rust while penetrating grease and dirt
- A transparent, non staining oil, its light film displaces moisture and acts as a corrosion preventative
- Jet stream sprays up to two feet for safe, accurate application
- It is a one coat rust and corrosion preventive compound. Pleasant vanilla scent.
- Size: 16 oz., 12 oz. net, 12 per case
- Compares to CRC 03060



Item #

KRS00103



SPRAYON®

Food Grade Chain Lubricant

Sprayon® LU™205 Food Grade Chain Lubricant is a blend of the finest quality renewable resource oils available, treated with the most effective anti-oxidants, extreme pressure, anti-wear, and corrosion protecting additives. PTFE is added to further enhance load capacity and reduce friction. LU™205 Food Grade Chain Lubricant offers excellent extreme pressure lubricity, water resistance and high temperature performance on chains and much more. Foaming action allows for pin-point application and deep penetration.



- For use in extreme pressure applications
- Minimum - Maximum operational temperature range: Low 12 °F (-11 °C)
- High 450°F (232 °C)
- Meets (OECD) 301B Standards - Rapidly Biodegradable
- Free of heavy metals such as Barium & Cadmium
- Contains P.T.F.E. (polytetrafluoroethylene)
- HMIS Hazard Rating: Health (2)
- Flammability (4)
- Reactivity (0)
- NSF® Nonfood Compounds Program Listed H1 Rated (Registration # 145282)
- Size: 15 oz. can, 12/case

Item #

KRS00205

SPRAYON®

Food Grade Silicone Lubricant

Sprayon® LU™ 210 Food Grade Silicone Lube is a 5% low-viscosity silicone formula that is compatible with most surfaces. Meets FDA regulation described in Title 21 paragraph 178.3570, when no more than 10 ppm is imparted. NSF H1 rated for use in federally inspected meat and poultry plants. Repels water and is non-corrosive to metals. An excellent lubricant on plastic, fiber gears, extruded parts, wood to wood sliding applications and on rubber.



- Lube - Light Pressure
- Temp Range -40° To 450°F (-40° To 232°C)
- 5% Silicone
- Spray Anyway Valve
- HFR Rating - 2,4,0
- NSF Registered H1 # 115089
- Size: 10 oz. can, 12/case

Item #

KRS00210

SPRAYON®

Food Grade Anti-Seize

Sprayon® LU™621 Food Grade Anti-Seize is a premium, synthetic, food grade, non-drying thread sealant and anti-seize compound. Formulated with a balanced blend of P.T.F.E. and other lubricating solids, LU™621 has been engineered to provide a superior leak-proof seal for the life of the connection while at the same time maintaining its anti-seize capabilities allowing for easy disassembly without thread damage.



- For use in high pressure applications
- Maximum Operational Temperature: 1,800 °F (982 °C)
- Contains P.T.F.E. (polytetrafluoroethylene)
- Military Specification: MIL-A-907E
- HMIS Hazard Rating: Health (2)
- Flammability (3)
- Reactivity (0)
- NSF® Nonfood Compounds Program Listed H1 Rated (Registration # 145280)
- Size: 15 oz. can, 12/case

Item #

KRS00621

SPRAYON®

Wasp and Hornet Killer

Blast'Em™

- Kills wasps, hornets, yellow jackets, flies, mosquitoes and flying moths
- Residual deposit will kill returning wasps and hornets
- Contains a high amount of petroleum distillates for the best knockdown and kill rate
- Will not harm most plastics, including Noryl, ABS and Lexan
- 98% knockdown, 100% kill within 24 hours
- Dielectric strength: 33,000 Volts
- Sprays up to 20 feet with flood-type valve
- EPA-Registered



| Item # | Size (oz.) |
|----------|------------|
| KRS00857 | 16 |
| KRS20857 | 20 |

SPRAYON®

Industrial Spray Adhesive

Heavy duty aerosol adhesive can be used to bond laminates, plastic, cardboard, metal, ceramics, particle board, paper and wood.

- Bonds heavy-duty substrates
- High strength
- Heat resistant up to 170° f.
- Controlled lace spray pattern
- VOC & MIR compliant
- Tack Range: 10-30 seconds
- 24oz. (16.75 oz. net)



Item #

KRS0900000



3M

3M FIRE PROTECTION PRODUCTS

Multipurpose Spray Adhesives

Super 77™

- High tack, high coverage, and fast drying
- Permanently attaches foils, carpeting, lightweight foams, paper, cardboard, felt, and cloth to painted or unpainted metals, wood, and cardboard
- 24 oz. can



Item #

3M77



WHITE LIGHTNING® CAULKS & SEALANTS

Expanding Insulating Foams

Stop Gap!™

- Expand to fill cracks and gaps forming an airtight and waterproof bond
- Cures in 8 hours
- Can be applied at temperatures between 60°F and 100°F
- Cured product hardens and can be trimmed, shaped, sanded, painted, or stained
- Size: 16 oz. can, 12 oz. net, 8/case



Minimal Expanding Foam:

- Can be used to seal and insulate around windows and door frames
- Dries tack free in 15 minutes
- Great for use on wood, masonry, metal, glass, and most plastics

Triple Expanding Foam:

- Dries tack free in 30 minutes
- Great for use on openings and gaps at plate line, masonry, corner and T-joints, exterior sheeting, and concrete or wood walls

| Item # | Type |
|-------------|-------------------|
| KRWL1111100 | Minimal Expanding |
| KRWL3333300 | Triple Expanding |



TRI-FLOW®

Tri-Flow® Superior Lubricant

- A superior, light viscosity lube that allows for deep penetration into hard to reach moving parts
- The trigger action spray allows you to blast into areas that need lubrication
- High-grade petroleum oils provide optimum lubrication under extreme temperatures (-60 to 475°F) and humidity
- Formulated solvents soften and remove dirt and contaminants, while special additives displace moisture and prevent rust and corrosion
- Formulated with P.T.F.E.



| Item # | Size |
|-----------|-----------------------------|
| KRTF20027 | .25 oz. Pin Point |
| KRTF20009 | 4 oz. Aerosol Can |
| KRTF29200 | 18 oz. Trigger Spray Bottle |
| KRTF22021 | 14 oz. Gun Cartridge |

TRI-FLOW®

Foaming Citrus Cleaner and Degreaser

Tri-Flow® Foaming™ Citrus Cleaner Degreaser provides a powerful foaming action that cuts through and cleans the toughest grease, dirt and oil. Easy to use trigger allows you to lay down a layer of foam that will cling and penetrate into the part to provide superior cleaning performance. The quick evaporation technology leaves no residue and needs no rinsing to get the job done quickly. The biodegradable formula is an added plus!

- Size 14 oz. can, 12/case



Item #

KRTFF230000



PASLODE

Cordless Tool Cleaner

- Powerful spray removes dirt, moisture and oxides without residue
- Safe for Internal Electronic Components
- Cleans and Dries Quickly
- Non-CFC, Plastic Safe
- Available in 12 oz. cans



Item #

PPA219348



CRC INDUSTRIES
Contact Cleaners
QD™

A petroleum distillate and alcohol blended precision cleaner suitable for sensitive electronics and electrical equipment. Evaporates quickly, leaves no residue and is safe to use on all plastics. It contains no Class I or Class II ozone depleting chemicals.

- Effectively removes soil and other contaminants from electrical and electronic components
- Ideal for applications where lower flashpoint solvents can be used
- Size: 16 oz., 11 oz. net
- Units per case: 12



Item #

CRC03130

CRC INDUSTRIES
Super Penetrants
Screwloose®

Quickly penetrates through rust and corrosion to rapidly free corroded bolts, screws, fasteners, pins and bound mechanisms

- Facilitates fast and easy disassembly of mechanical components, fittings, assemblies and other fasteners
- Clear formula contains no dyes and leaves no mess
- NSF H2 registered for use in meat and poultry plants
- Size 16 oz., 11 oz. net
- Units per case: 12



Item #

CRC03060

CRC INDUSTRIES
Heavy-Duty Degreaser

Quickly and effectively removes grease, oil, tar, adhesives, dirt, grime, corrosion, sludge and other stubborn substances to increase operating efficiency of equipment. Offers quick and efficient degreasing action and fast evaporation with no residue. Use caution on plastics.

- No flash or fire point
- Non-corrosive and non-staining
- High dielectric strength of 36,700 volts
- Size: 20 oz., 19 oz. net
- Units per case: 12



Item #

CRC03095

CRC INDUSTRIES
**Multi-Purpose Lubricant
and Corrosion Inhibitor**
3-36®

- Multi-purpose lubricant, penetrant and corrosion inhibitor displaces and seals out moisture with a micro-thin continuous film
- Penetrates through corrosion, loosening frozen parts
- Lubricates surfaces without leaving a sticky residue
- Cleans light soils from surfaces, leaving a corrosion-resistant barrier
- USDA authorized for use in federally inspected meat and poultry plants
- Equipped with the 360° Spray Valve for added convenience
- Size: 16 oz., 11 oz. net
- Units per case: 12



Item #

CRC03005



KIMBERLY-CLARK
Reinforced Wipers
Wypall® X60

- Set a higher standard for general purpose wipers
- No adhesives or binders; leaves nothing behind
- Re-inforced for extra scrubbing and cleaning power
- Tough enough for big jobs -- soft enough for face and hands
- White color
- Size: 12.5"x16.8"
- 180 per Brag™ Box



Item #

KC34015

KIMBERLY-CLARK
Waterless Hand Wipes
WYPALL®

- Pre-moistened wipes with a heavy-duty waterless cleanser
- Green in color
- Orange Citrus Fragrance
- Size: 10-1/2" X 12-1/4"
- 75 per bucket



Item #

KC91371



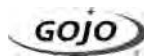
KIMBERLY-CLARK
Pre-Saturated Wipes
KIMTECH PURE®

- Made of 100% polypropylene
- Contains 70% isopropyl alcohol and deionized water
- Recommended for ISO Class 4 or higher cleanroom environments
- 9" x 11" white multi fold
- 40 per re-sealable pouch



Item #

KC06070



GOJO INDUSTRIES
Waterless Hand Cleaner
Gojo® Lemon

Advanced cleaning formula, Lemon Creme cleans with or without water. Safe to use, it does not contain harsh solvents. Formulated with Vitamin E, lanolin and aloe. Won't clog drains. Pumice cleaner, with scrubbing particles, is very effective removing difficult grease and grime such as paint, putty, and resin glue.

- Size: 4.5 lb. plastic cartridge



Item #

GJ0915-06

GOJO INDUSTRIES
Hand Cleaner
Gojo® Natural Orange™

- Contains pumice scrubbing particles
- Removes grease, tar and oil
- Natural citrus ingredients, leaves pleasant scent
- Quick-acting lotion formula



| Item # | Size |
|-----------|--------------|
| GJ0950-24 | 4 oz. bottle |
| GJ0955-04 | 1 gal. pump |



WD-40 CO.
Penetrating Lubricant

- Finds squeaks and lubricates them in hard-to-reach mechanisms
- Silicone-free, no residue
- Protects metal surfaces with corrosion-resistant ingredients to shield against moisture and other corrosive elements
- Loosens rust-to-metal bonds and frees stuck, frozen or rusted metal parts
- Displaces moisture
- New "Smart Straw" is integrated in to the spray valve



| Item # | Desc. |
|----------|--------|
| WD110108 | 3 oz. |
| WD110054 | 8 oz. |
| WD110078 | 11 oz. |
| WD10110 | Gallon |

WD-40 CO.
Spray Applicator

- Empty plastic spray applicator



Item #

WD10100



ELECTROTAPE
Utility Grade Duct Tape

Gray

Utility Grade duct tapes offer good adhesion in short-term, low-demand applications on relatively clean surfaces with light weather exposure.

- Adhesion: 50 oz/in
- Tensile Strength: 22 lb/in



| Item # | Size (in. x yd.) |
|--------------|------------------|
| ET20602-1024 | 2x60 |



ELECTROTAPE
**Contractor Grade
Duct Tape
Colored**

Contractor Grade tapes have a higher cloth thread count for greater strength, a thicker PE backing for increased durability and more adhesive for better holding power-particularly in typical construction environments.



- Adhesion: 45 oz/in
- Tensile Strength: 24 lb/in

| Item # | Size (in. x yd.) | Color |
|----------|------------------|-------|
| ET203202 | 2x60 | Red |
| ET203203 | 2x60 | White |
| ET203208 | 2x60 | Green |
| ET203209 | 2x60 | Black |

ELECTROTAPE
**General Purpose
Vinyl Electrical Tape
Black**

- Economical all-purpose black electrical tape.
- Provides moisture-tight electrical and mechanical protection
- Weather resistant. Resists UV rays, acids, alkalis, abrasion, moisture, and corrosion
- Temperature range: 0°C to 80°C



| Item # | Size (in. x ft.) |
|---------|------------------|
| ET12060 | ¾x60 |

ELECTROTAPE
**Premium Grade
Vinyl Electrical Tape**

Black

- Cold and heat resistant – suitable for all climates. Resists: UV rays, acids, alkalis, abrasion, moisture, and corrosion
- Tape maintains tensile strength, adhesion and integrity over Broad Temperature range: -18°C to 105°C
- Best all-around vinyl for primary electrical insulation for wire and cable splices rated up to 600 volts
- Meets ASTM D-3005 and HHI-595 specifications.



| Item # | Size (in. x ft.) |
|---------------|------------------|
| ET107507-0100 | ¾x66 |

ELECTROTAPE
**General Purpose
Color Tape**



- Suitable as a phasing tape for electrical conduit, circuit wires, motor leads, splices and terminations
- Provides moisture-tight electrical and mechanical protection
- Resists UV rays, acids, alkalis, abrasion, moisture, and corrosion
- Temperature range: 0°C to 80°C

| Item # | Color | Size |
|--------------|--------|----------|
| ET15068-0100 | Green | ¾" x 60' |
| ET15067-0100 | Gray | ¾" x 60' |
| ET15064-0100 | Orange | ¾" x 60' |
| ET15062-0100 | Red | ¾" x 60' |
| ET15063-0100 | White | ¾" x 60' |
| ET15061-0100 | Yellow | ¾" x 60' |

ELECTROTAPE
**Clean Removal
Painters Grade
Masking Tape
Blue**



- UV resistant product with a specially formulated adhesive system permits clean removal from a wide variety of surfaces up to 14 days
- Highly versatile product suitable for use on glass, most wallpaper, metal, painted or unpainted wood, and stained or painted wallboard
- Not recommended for lacquer applications
- Tape Thickness: 5.5 mil
- Adhesion: 22 oz/in
- Tensile Strength: 22 lb/in
- Elongation: 6%

| Item # | Size (in. x yd.) |
|---------|------------------|
| ET25542 | ¾x60 |
| ET25544 | 1x60 |
| ET25546 | 1½x60 |
| ET25548 | 2x60 |
| ET25549 | 3x60 |

ELECTROTAPE
**General Purpose
Grade Masking Tape**



- General purpose tape offering both economy and versatility
- Rated service temperature 32°F to 160°F (Not suitable for solvent based paints or oven bake cycles)
- Tape Thickness: 5.0 mil
- Adhesion: 28 oz/in
- Tensile Strength: 19 lb/in
- Elongation: 6%

| Item # | Size (in. x yd.) |
|---------|------------------|
| ET25004 | 1x60 |
| ET25006 | 1½x60 |
| ET25008 | 2x60 |



ELECTROTAPE
**Stucco / Trim
Protection Tape
Red**
Stuck-O-Tape™



Stuck-O-Tape™ is the brand of choice for stucco professionals. It is a conformable low density polyethylene film, coated with an aggressive rubber-resin adhesive offering excellent aging characteristics – weather and UV resistant. Ideal for indoor or outdoor use as a surface protection and masking tape. Removes easily from surfaces as varied as masonry, wood, vinyl, painted metal and glass even after prolonged periods up to 30 days. Primarily used to mask window and door frames during stucco application to protect from overspray.

- Tape Thickness: 7.5 mil Adhesion: 35 oz/in Tensile Strength: 12 lb/in Elongation: 450%

| Item # | Size (in. x yd.) |
|----------|------------------|
| ET145202 | 2x60 |

ELECTROTAPE
**Standard Grade
Friction Tape**

- Cotton cloth impregnated with scientifically compounded pure rubber based adhesive for maximum elasticity and moisture resistance
- Standard color: black
- Tape Thickness: 15.0 mil
- Tensile Strength: 40 lb/in



| Item # | Size (in. x ft.) |
|---------------|------------------|
| ET45008P-0030 | ¾x60 |

ELECTROTAPE
**Polyethylene Tape-
Rubber Adhesive**

- Serrated edges for easy, hand tearability
- Moisture & chemical resistant. NOT UV resistant
- Suitable for general purpose permanent patching, splicing, masking, and seaming
- Standard color: clear.
- Tape Thickness: 7.0 mil
- Adhesion: 60 oz/in
- Tensile Strength: 18 lb/in
- Elongation: 80%



| Item # | Size (in. x yd.) |
|----------|------------------|
| ET145236 | 2x36 |

ELECTROTAPE
**Utility Grade Foil Tape
2 mil**

- Seal duct work for heating, air conditioning and refrigeration systems
- Moderate temperature range. Max Temperature: 200°F
- Tape Thickness: 5.0 mil
- Adhesion: 130 oz/in
- Tensile Strength: 15 lb/in



| Item # | Size (in. x yd.) |
|----------|------------------|
| ETS51323 | 3x50 |

ELECTROTAPE
**Economy
Filament Tape
100 lb**

- Reinforced filament construction
- Constructed using conformable polypropylene backing, fiberglass filaments, and aggressive synthetic rubber adhesive



| Item # | Size (in. x yd.) |
|----------|------------------|
| ET300110 | 1x60 |

ELECTROTAPE
**Contractor Grade PTFE
Teflon Tape**

- Tape Thickness: 4mil Standard Density: 0.28 gm/cm3 – 100% virgin PTFE
- Suitable for standard, non-challenging thread seal requirements
- Temperature range - 375°F to 500°F



| Item # | Size (in. x in.) |
|-----------|------------------|
| ET55008PQ | 1½x520 |

ELECTROTAPE
**Economy Grade
Carton Sealing Tape**

- Non-yellowing and UV resistant acrylic based adhesive
- Can be stored and used for extended periods of time while their performance properties remain constant even in climate extremes
- Operating Temperature: 32°F to 150°F
- 1.8 mil



| Item # | Size (in. x yd.) |
|---------|------------------|
| ET80475 | 2x110 |



PFERD ADVANCE BRUSH

Chip Brushes

- Wood handle
- White bristles



| Item # | Width (in.) | Thickness (in.) | Trim Length (in.) |
|---------|-------------|-----------------|-------------------|
| MB89696 | 1 | 5-16 | 1½ |
| MB89697 | 1½ | 5-16 | 1½ |
| MB89698 | 2 | ¾ | 1¾ |
| MB89700 | 3 | ¾ | 1¾ |
| MB89701 | 4 | ¾ | 1¾ |

PFERD ADVANCE BRUSH

Acid Brush

- Tin Handle with horsehair fill
- Width: 3/8"
- Trim: 7/8"
- OA Length: 6"



Item #

MB89602

PFERD ADVANCE BRUSH

Roller Frame

- OA Width: 9"
- Cage Diameter: 1-1/2"



Item #

MB89772

PFERD ADVANCE BRUSH

Paint Roller Refills

- Knitted polyester fabric
- PVC core
- Width: 9"
- Pile Height: 1/2"



Item #

MB89757

Paint, Caulk, Chemicals & Adhesives

Why go anywhere else?
We want to be your one-stop shop
for all your construction needs.
If you have a paint, caulk, cleaning
or adhesive need, ask one of our
sales staff and we will do our
best to get you what you need



Telescoping Square Tubing

Telespar



- Holes on 1" center in telescoped sections remain in perfect alignment
- Holes are 7/16" diameter
- Hole patterns on 1, 2, or 3 sides may be special ordered to meet your specific needs
- Sections without holes and Qwik-Punch® sections are available
- Typically, available in 10, 12, and 14 gauge steel, standard lengths are 20 and 24 feet
- Edge can cut or quote other lengths to meet your project needs
- Certificates of conformance and material origins will be available if requested
- Ask for drawings and specifications of our products to meet your highway and DOT needs
- One of the secrets of Telespar's versatility is its ability to telescope, smaller sizes fit smoothly and snugly into the next larger size
- Standard finish is pre-galvanized, inquire about Perma-Green or plain finishes

| Item # | Tube Size (in.) | Gauge | Length (ft.) | Wt. (lbs.) |
|---------------|-----------------|-------|--------------|------------|
| UT14F12PG | 1½ | 12 | 24 | 42.1 |
| UT16D12PG | 1¾ | 14 | 24 | 41.3 |
| UT16F12PG | 1¾ | 12 | 24 | 50.6 |
| UT16F12PG-20' | 1¾ | 12 | 20 | 42.2 |
| UT20D12PG-10' | 2 | 14 | 10 | 19.9 |
| UT20D12PG-12' | 2 | 14 | 12 | 23.9 |
| UT20D12PG | 2 | 14 | 24 | 48.0 |
| UT20F12PG | 2 | 12 | 24 | 59.0 |
| UT20F12PG-8' | 2 | 12 | 8 | 19.6 |
| UT20F12PG-10' | 2 | 12 | 10 | 24.6 |
| UT20F12PG-12' | 2 | 12 | 29.5 | |
| UT20F12PG-14' | 2 | 12 | 14 | 34.2 |
| UT20F12PG-20' | 2 | 12 | 20 | 49.2 |
| UT21H12PG | 2⅞ | 10 | 24 | 83.3 |
| UT22F12PG | 2¼ | 12 | 24 | 67.5 |
| UT22F12PG-30" | 2¼ | 12 | 2.5 | 7.0 |
| UT24F12PG | 2½ | 12 | 24 | 75.9 |
| UT24F12PG-10' | 2½ | 12 | 10 | 31.4 |
| UT24H12PG | 2½ | 10 | 24 | 91.8 |

Qwik Punch

| | | | | |
|---------------|----|----|----|------|
| UT16D12-24-QP | 1¾ | 14 | 24 | 45.4 |
| UT20D12-20-QP | 2 | 14 | 20 | 43.6 |
| UT20D12-24-QP | 2 | 14 | 24 | 42.3 |

Heavy-Duty Anchor

Telespar

HDA200 Series 2-1/2" Heavy-Duty Anchor

- For permanent 2" square Telespar installation
 - Same as old part# UT25K12A3
- HDA250 Series 3" Heavy-Duty Anchor
- For permanent 2-1/2"x12ga. square Telespar Installations
 - 3" will also receive SB8-250300B-G slip base
 - Same as old part# UT30K12A3



| Item # | Length (in.) | Gauge | Wt. ea. (lbs.) |
|---------------|--------------|-------|----------------|
| 2½" | | | |
| UTHDA200-30-G | 30 | 7 | 13.85 |
| UTHDA200-36-G | 36 | 7 | 16.63 |
| UTHDA200-42-G | 42 | 7 | 19.39 |
| UTHDA200-48-G | 48 | 7 | 22.17 |
| 3" | | | |
| UTHDA250-18-G | 18 | 7 | 10.05 |
| UTHDA250-30-G | 30 | 7 | 17.22 |
| UTHDA250-36-G | 36 | 7 | 20.6 |
| UTHDA250-42-G | 42 | 7 | 24.19 |
| UTHDA250-48-G | 48 | 7 | 27.48 |

Heavy-Duty Anchor

Winged Telespar

TWA 200 Series 2-1/2" Heavy-Duty Winged Anchors

- For permanent 2" square Telespar installations
- TWA 250 Series 3" Heavy-Duty Winged Anchors
- For permanent 2-1/2"x12 ga. square Telespar installations
 - Will also receive SB8-250300B-G Slip Base



| Item # | Anchor Size (in.) | Wt. Ea. (lbs.) |
|---------------|-------------------|----------------|
| 2½" | | |
| UTTWA200-36-G | 2½x36 | 28.71 |
| UTTWA200-42-G | 2½x42 | 31.15 |
| UTTWA200-48-G | 2½x48 | 34.55 |
| 3" | | |
| UTTWA250-36-G | 3x36 | 35.00 |
| UTTWA250-42-G | 3x42 | 39.30 |
| UTTWA250-48-G | 3x48 | 43.08 |



**Heavy-Duty Anchor
Slip Base Bottom
Telespar**



- For concrete installation, FHWA accepted
- Concrete footing recommendation (12" x 30" standard soil)
- FHWA Approved in weak soil with an 18" x 42" concrete footing

| Item # | Anchor Size (in.) | Wt. Ea. (lbs.) |
|--------|-------------------|----------------|
|--------|-------------------|----------------|

8" Slip Base Bottom/Anchor

| | | |
|---------------|------|-------|
| UTSB8-CTA30-G | 3x30 | 22.75 |
| UTSB8-CTA36-G | 3x36 | 26.43 |
| UTSB8-CTA42-G | 3x42 | 30.11 |
| UTSB8-CTA48-G | 3x48 | 33.79 |

9" Slip Base Bottom/Anchor

| | | |
|---------------|------|-------|
| UTSB9-CTA30-G | 3x30 | 24.38 |
| UTSB9-CTA36-G | 3x36 | 28.06 |
| UTSB9-CTA42-G | 3x42 | 31.73 |
| UTSB9-CTA48-G | 3x48 | 35.41 |

10" Slip Base Bottom/Anchor

| | | |
|----------------|------|-------|
| UTSB10-CTA30-G | 3x30 | 27.01 |
| UTSB10-CTA36-G | 3x36 | 30.69 |
| UTSB10-CTA42-G | 3x42 | 34.36 |
| UTSB10-CTA48-G | 3x48 | 38.04 |

**Slip Base Top-Cast
Telespar**

- NCHRP 350 Compliant/FHWA Letter SS-134 (A)
- Fits with bottom half UTSB8-250300B-G or UTSB10-250300B-G



| Item # | Desc. | Wt. Ea. (lbs.) |
|----------------|--|----------------|
| UTSB8C-250A-G | Cast Iron 8" Triangular Top, Receives 2 1/2" Square Post. Includes Post Locking Wedge (LWX35-G) | 10.25 |
| UTSB10C-250A-G | Cast Iron 10" Triangular Top, Receives 2 1/2" Square Post. Includes Post Locking Wedge (LWX35-G) | 12.5 |
| UTRTSB-MPHDW | Universal Redi-Torque Match Plate Hardware Kit For Triangular Slip Bases | 1.50 |

**Slip Base
Top & Bottom
Telespar**



- Bottom half
- Can work with UTSB8C-250A-G or UTSB10C-250A-G

| Item # | Fits | Desc. | Wt. Ea. (lbs.) |
|--------|------|-------|----------------|
|--------|------|-------|----------------|

Top Half Post Receivers

| | | | |
|----------------|----------------------|--|-------|
| UTSB8-250TA-G | 2 1/2" O.D. Sq. Post | 8" Triangular Slip Base Top Half for 2 1/2" Square Post | 9.50 |
| UTSB9-250TA-G | 2 1/2" O.D. Sq. Post | 9" Triangular Slip Base Top Half for 2 1/2" Square Post | 10.70 |
| UTSB10-250TA-G | 2 1/2" O.D. Sq. Post | 10" Triangular Slip Base Top Half for 2 1/2" Square Post | 12.90 |
| UTSB10-300A-G | 3" O.D. Sq. Post | 10" Triangular Slip Base Top Half For 3" Square Post | 17.55 |

Bottom Half To Fit Heavy-Duty Anchors

| | | | |
|------------------|----------------|--------------------------------------|-------|
| UTSB8-250300B-G | 3"x7ga. Anchor | 9" Triangular Slip Base Bottom Half | 11.20 |
| UTSB9-250300B-G | 3"x7ga. Anchor | 8" Triangular Slip Base Bottom Half | 12.92 |
| UTSB10-250300B-G | 3"x7ga. Anchor | 10" Triangular Slip Base Bottom Half | 14.10 |

Slip Base

**Kleen Break Model 425
Sign Post Coupler Assemblies
Telespar**

- NCHRP 350 Compliant/FHWA Letter SS-131



| Item # | Desc. | Wt. Ea. (lbs.) |
|----------------|---|----------------|
| UTXKBSM42520-G | Surface Mount Kleen Break Assembly | 14.43 |
| UTXKB42520-G | Complete Kleen Break Assembly for 1 3/4" & 2" Square Post | 12.2 |
| UTXKBW-1516 | Kleen Break Wrench | 2.10 |

**Slip Base Assembly
Telespar**

Assembly consists of:

- UTSB8C-250A-G top
- UTSB8-CTA36-G bottom anchor
- UTRTSB-MPHDW hardware kit

| Item # |
|------------------|
| UTRT8UX-25C36C-G |





Telespar Hardware

5/16" Corner Bolt Telespar



| Item # | Length (in.) | Wt/100 pcs. (lbs.) |
|-------------|--------------|--------------------|
| UTCB516-S-Z | 2 | 4.4 |
| UTCB516-M-Z | 2½ | 5.23 |
| UTCB516-L-Z | 3 | 6.12 |

Telespar Hardware

Telespar

- Small Box Quantities - 100 or 250 pc. boxes



| Item # | Desc. | Weight per 100 Pcs. (lbs.) |
|-----------------|--|----------------------------|
| UTDRAS3878-06 | 3/8" Aluminum Shell/ Steel Pin Drive Rivet | 2.25 |
| UTDRAS3878-06-W | 3/8" Aluminum Shell/ Steel Pin Drive Rivet w/ Washer | 2.35 |
| UTXDR3878-05-Z | 3/8" All Steel Econo Drive Rivet | 4.28 |
| UTNW38 | 3/8" Nylon Washer | 0.06 |

Connector Bracket

Telespar

*Hardware not included with TL Brackets.



| Item # | Desc. | Wt. Ea. (lbs.) | Std. Pkg. |
|-----------|--------------------------------------|----------------|------------|
| UTTL015-Z | T-Fitting | .50 | 25 ea./box |
| UTTL016-Z | L-Fitting | .63 | 25 ea./box |
| UTTL017-Z | Anti-Rotation Fitting | .33 | 25 ea./box |
| UTTL018-Z | Straight Fitting | .84 | 25 ea./box |
| UTTL019-Z | 45 Degree Offset Fitting | .44 | 25 ea./box |
| UTTL020-Z | 90 Degree Fitting | .26 | 25 ea./box |
| UTTL092-Z | 3/8" Gravity Lock Pin Through 2" | .26 | 25 ea./box |
| UTTL094-Z | 3/8" Gravity Lock Pin Through 2½" | .29 | 25 ea./box |

Cast Aluminum Caps & Crosses

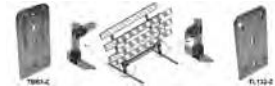
Telespar



| Item # | Desc. | Wt. Ea. (lbs.) |
|-------------|---|----------------|
| UTARC175 | Pyramid Rain Cap 1¼" Telespar | .18 |
| UTARC200 | Pyramid Rain Cap 2" Telespar | .20 |
| UT850FL175C | Flat Blade, 1¼" Telespar Bracket | .77 |
| UT850XL175C | Extruded Blade, 1¼" Telespar Bracket | .85 |
| UT850FL200C | Flat Blade, 2" Telespar Bracket | .68 |
| UT850XL200C | Extruded Blade, 2" Telespar Bracket | .78 |
| UT850FL90X | Flat Blade, 90° Cross Bracket | .59 |
| UT850XL90X | Extruded Blade, 90° Cross Bracket | .66 |
| UT850FL45X | Flat Blade, 45° Cross Bracket | .59 |
| UT850XL45X | Extruded Blade, 45° Cross Bracket | .66 |
| UT808FL238C | Flat Blade, 2¾" RD. Bracket | .65 |
| UT808XL238C | Extruded Blade, 2¾" RD. Bracket | .71 |

Type III Barricade Brackets

Telespar



| Item # | Desc. | Wt. Ea. (lbs.) | Std. Pkg. |
|-----------|--|----------------|-----------------|
| UTTB3-Z | Collapsible Barricade Plate, Fits All Telespar | .9 | 20 ea./box |
| UTTB3A-Z | Collapsible Barricade Assembly, Fits All Telespar | 2.25 | 10 sets/ box |
| UTTL132-Z | Shear Pin Barricade Plate, Fits 1¼" & 2" Telespar | 1 | 20 ea./ box |
| UTTL133-Z | Shear Pin Barricade Assembly, Fits 1¼" & 2" Telespar | 2.4 | 10 sets/ box |

Barricade Repair

Hardware

Telespar

NO IMAGE
AVAILABLE

| Item # | Desc. | Weight per 100 Pcs. (lbs.) |
|-----------------|---------------------------------------|----------------------------|
| UTHHSB25-300N-Z | ¼" x 3" Hex Head Shear Bolt w/ Nut | 5.72 |
| UTG8FB38-30N-Z | ¾" x 3" Gr. 8 Flange Bolt w/ Nut | 13.27 |

Gas Powered Drive Hammer - Combi Breaker & Drill Telespar



- Atlas Copco Cobra Combi gas powered drill/breaker
- Includes:
 - Replacement plug and starter rope, 1 liter oil, 1-3/8" drill steel x 16" length, 1-3/4" wide chisel x 13-1/2" length, carrying case & owners spare parts & safety manuals
 - Chuck fits standard 7/8" x 4-1/4" hex detachable shanks

Item #

UTCC-78414

Lock and Release Power Drive Caps Telespar



- To be used with Lock and Release Power Drive Shanks

| Item # | Type | Guide Size (in.) | Fits Anchor Size | Wt. (lbs.) |
|--------------|--------|------------------|------------------|------------|
| UTDC150175LR | Square | 1 1/2 | 1 3/4" x 12 ga. | 3.74 |
| UTDC175200LR | Square | 1 3/4 | 2" x 12 ga. | 4.24 |
| UTDC200225LR | Square | 2 | 2 1/4" x 12 ga. | 4.86 |
| UTDC219250LR | Square | 2 3/16 | 2 1/2" x 10 ga. | 6.40 |
| UTDC225250LR | Square | 2 1/4 | 2 1/2" x 12 ga. | 6.57 |
| UTDC250300LR | Square | 2 1/2 | 3" x 7 ga. | 8.03 |


Lock and Release Power Drive Shanks Telespar



- To be used with Lock and Release Power Drive Caps
- Proper shank size determined from two measurements:
 - (A) Hex diameter across two opposite flats
 - (B) Hex length from locking collar to top of hex

| Item # | Hex Size (A) x (B) (in.) | Wt. (lbs.) |
|-------------|--------------------------|------------|
| UTDS4875LR | 7/8 x 3 1/4 | 2.70 |
| UTDS61250LR | 1 1/4 x 6 | 5.6 |

Pole Cat Sign Mounting Bracket for Mastarm and Vertical Posts



- The Pole Cat is intended to hold flat sign panels, but may also hold extruded sign panels
- Product can be used on vertical poles as well as horizontal mast arms 3" diameter or greater. It may also be used on flat side poles and mast arms, as long as the flat sides are 3" or greater
- The poles can be round, square, multi-sided, tapered, or fluted
- The Pole Cat is designed with 50 degrees of rotation, allowing for adjustment when mounted on inclined mast arms
- Its simplified design makes product costs lower and installation easier
- Conforms to AASHTO wind load standards
- Bracket available with Adjust-A-Sign Perforated Aluminum Sign Brace in lengths from 12" - 60"

| Item # | Description | Weight (lbs.) |
|-------------|------------------------------------|---------------|
| UTX2PC30 | Pole Cat Bracket Only | 1.4 |
| UTX2PC30-12 | Pole Cat Bracket with 12" ASB200P1 | 2.04 |
| UTX2PC30-18 | Pole Cat Bracket with 18" ASB200P1 | 2.36 |
| UTX2PC30-24 | Pole Cat Bracket with 24" ASB200P1 | 2.68 |
| UTX2PC30-30 | Pole Cat Bracket with 30" ASB200P1 | 3 |
| UTX2PC30-36 | Pole Cat Bracket with 36" ASB200P1 | 3.32 |
| UTX2PC30-42 | Pole Cat Bracket with 42" ASB200P1 | 3.64 |
| UTX2PC30-48 | Pole Cat Bracket with 48" ASB200P1 | 3.96 |
| UTX2PC30-54 | Pole Cat Bracket with 54" ASB200P1 | 5.28 |
| UTX2PC30-60 | Pole Cat Bracket with 60" ASB200P1 | 5.6 |

Pole Cat Cable Assemblies



- Cable assembly includes 5/16"x1-1/4" threaded stud (swaged onto cable, with a loose Ball Stop)

| Item # | Cable Size | Fits Pole Size | Weight (lbs.) |
|---------------|------------|--------------------|---------------|
| UTSCL316-35 | 3/16"x24" | 3"-5" dia. Round | .22 |
| UTSCL316-57 | 3/16"x30" | 5"-7" dia. Round | .26 |
| UTSCL316-79 | 3/16"x36" | 7"-9" dia. Round | .3 |
| UTSCL316-911 | 3/16"x42" | 9"-11" dia. Round | .34 |
| UTSCL316-1113 | 3/16"x48" | 11"-13" dia. Round | .38 |
| UTSCL316-1315 | 3/16"x54" | 13"-15" dia. Round | .42 |
| UTSCL316-1517 | 3/16"x60" | 15"-17" dia. Round | .46 |
| UTSCL316-1719 | 3/16"x66" | 16"-19" dia. Round | .5 |
| UTSCL316-1921 | 3/16"x72" | 19"-21" dia. Round | .54 |

Pole Cat Installation Tools



| Item # | Description |
|-------------|------------------------------|
| UTXPC30-ST | Ball Stop Swaging tool |
| UTSCL316-CT | Stainless Cable Cutting tool |

IRWIN Industrial Tools

IRWIN INDUSTRIAL TOOLS

Carpenter Pencil Sharpener

- Uses 50% less pencil per sharpening cycle

Item #

IR233250



IRWIN INDUSTRIAL TOOLS

Carpenter Pencil

- 7" overall length

Item #

IR66300



IRWIN INDUSTRIAL TOOLS

Industrial Markers

King Size Sharpie®

- Industrial strength for tough marking jobs
- Marks on wet and oily surfaces
- Durable aluminum barrel and felt tip stand up to heavy use
- Special water resistant ink formula dries quickly
- Excellent for marking corrugate, wood, metal, foil, stone, plastic and leather and more

Item #

Color

IR15001-SH Black

IR15002-SH Red



IRWIN INDUSTRIAL TOOLS

Permanent Markers

Sharpie®

- Black permanent marker marks on wood, glass, plastic, metal, etc.

Item #

IR35010-SH



IRWIN INDUSTRIAL TOOLS

Permanent Markers

Sharpie®

- A fine-tip marker designed to make a permanent impression on even the most hard-to-mark light and dark surfaces
- Features opaque metallic permanent ink in silver

Item #

IR39108-SH



IRWIN INDUSTRIAL TOOLS

Permanent Markers

Sharpie®

- Blue fine-point permanent marker

Item #

IR30103-SH



IRWIN INDUSTRIAL TOOLS **Rhino™ 5000 Labels**

Dymo® Rhino



- Labels for Professional Rhino™ 5000 Printer
- Shrink Tubes - 3:1 heat-shrink ratio, designed for any application requiring normal heat shrink tubing
- Vinyl - Ideal for outdoor and color-coding applications, all surfaces
- Poly - Flat surfaces. Equipment, bins, patch panels, etc.
- Nylon - Curved or flat surfaces. Wires, patch panels, machinery, equipment, bins, etc.

Item #

Size (in.)

Length (ft.)

Color

Heat Shrink Tubes

| | | | |
|---------|-----|---|-------|
| DY18051 | 1/4 | 5 | White |
| DY18053 | 3/8 | 5 | White |
| DY18055 | 1/2 | 5 | White |
| DY18057 | 3/4 | 5 | White |

Vinyl

| | | | |
|---------|-----|----|--------|
| DY18434 | 3/8 | 18 | Orange |
| DY18439 | 3/4 | 18 | Red |
| DY18445 | 3/4 | 18 | White |

Permanent Polyester

| | | | |
|----------|-----|----|-------|
| DY18483 | 1/2 | 18 | White |
| DY18484 | 3/4 | 18 | White |
| DY622289 | 1/2 | 18 | Clear |
| DY622290 | 3/4 | 18 | Clear |
| DY18485 | 3/8 | 18 | Metal |
| DY18486 | 1/2 | 18 | Metal |
| DY18487 | 3/4 | 18 | Metal |

Nylon

| | | | |
|---------|-----|------|-------|
| DY18488 | 1/2 | 11.5 | White |
| DY18489 | 3/4 | 11.5 | White |

IRWIN INDUSTRIAL TOOLS

Rhino™ 5000 Labeling Tool

Hard Case Kit

Dymo® Rhino



- Meets ANSI/TIA/EIA-606-A labeling standards
- "Hot keys" provide automatic label formatting for wires and cables, terminal blocks, patch panels, vertical and fixed length labeling
- Advanced wrap function automatically selects the right label size and the largest text size, based on cable size or wire gauge
- Quick-Access Symbols key for common datacomm and electrical symbols, including: ohm, ground, phone, data and fax
- Deluxe hard carry case, (1) 3/4" white flexible nylon label cartridge, (1) 3/4" white permanent polyester label cartridge, AC power adapter, (6) "AA" batteries

Item #

Desc.

DY1755749 Rhino 5000 Hard Case Kit



ELMDOR
Dry Wall Access Doors

DW Series

- Doors are ideally suited for new installations or for remodeling in masonry, tile, wood, or other wall surfaces; door features rounded safety corners
- 16 gage, galvanized steel with a prime coat finish
- Frame is one piece construction, 1" wide and provides perfect concealment of the rough wall opening; wall frame is provided with 1/4" mounting holes for fastening within the furred spaces
- Concealed pivoting rod hinge; doors 24" or larger are provided with a continuous piano hinge
- Latch is screwdriver operated
- Finish is a prime coat suitable for painting

Optional Latches:

- CL- Cylinder Lock
- AKL- Allen Key Latch
- TH- T Handle

Optional Finish:

- SS- Stainless Steel

* Ask about other stock & custom sizes

* Ask about locks

* Ask about drywall bezel-style access doors - DWB Series



| Item # | Size |
|-----------|---------|
| EMDW6X6 | 6 X 6 |
| EMDW8X8 | 8 X 8 |
| EMDW10X10 | 10 X 10 |
| EMDW12X12 | 12 X 12 |
| EMDW14X14 | 14 X 14 |
| EMDW16X16 | 16 X 16 |
| EMDW18X18 | 18 X 18 |
| EMDW24X24 | 24 X 24 |
| EMDW30X30 | 30 X 30 |
| EMDW36X36 | 36 X 36 |
| EMDW48X48 | 48 X 48 |

Don't find exactly what you need?
Give us a call and we will
help find it.

ELMDOR

Fire Rated Access Doors

FR Series

- Doors are Fire Rated by Underwriters Laboratories Inc., for 1-1/2 hours, "B" Label, and meet ANSI-UL 10B standard; door has a heavy-duty spring closer to assure positive latching when panel closes - this door is for wall installation only
 - 16 gage, galvanized steel with a prime coat finish, door has a heavy-duty spring to assure positive latching
 - Frame is equipped with both masonry anchors and bolt holes to facilitate installation in all types of wall construction
 - Concealed hinge operates completely out of sight
 - Exterior latch is recessed and is operated using a ring attached to the sliding bolt
 - Interior latch release slide is included enabling door to be opened from the inside
 - Finish is a prime coat suitable for painting
- Optional Latch: CL- Cylinder Lock
Optional Finish: SS- Stainless Steel
* Ask about other stock & custom sizes



| Item # | Size |
|-----------|---------|
| EMFR8X8 | 8 X 8 |
| EMFR12X12 | 12 X 12 |
| EMFR18X18 | 18 X 18 |
| EMFR24X24 | 24 X 24 |
| EMFR36X36 | 36 X 36 |

ELMDOR

Fire Rated Access Doors

FRC Series

- Meets ANSI-UL 10B standards
- Doors are rated by Underwriters Laboratories for 1-1/2 hours, "B" label in walls, and by Warnock Hersey for 3 hours in ceilings and 2 hours in walls; door should be utilized when providing access in fire rated walls and ceilings; doors have heavy-duty spring closures to ensure positive latching when panel closes
- Door is fabricated from 20 gage, galvanized steel with a prime coat finish
- Door panel is provided with 2" of insulation in a sandwich type construction
- Frame is fabricated from 16 gage, galvanized steel with a prime coat finish and provided with masonry anchors and bolt holes
- Hinge is fully concealed and mounted on the long side of the rectangular door panel
- Exterior latch is a dual purpose lock that features a knurled knob and key operation; both are provided at time of shipping
- Interior latch release slide is included enabling door to be opened from the inside

Option:

- MLP- Mortice Lock Prep
- * Ask about other stock & custom sizes



| Item # | Size |
|------------|---------|
| EMFRC8X8 | 8 X 8 |
| EMFRC12X12 | 12 X 12 |
| EMFRC18X18 | 18 X 18 |
| EMFRC24X24 | 24 X 24 |



ELMDOR

Roof Access Hatch

- Elmdor roof access hatches are designed and engineered for durability and safety, with ease of installation
- The roof access hatch installs easily over the roof opening and is secured from the base flange to the roof
- Curb construction shall be 14 gage (G90) galvanized steel with durable recoatable gray primer finish; it shall be 12" in height with a 3-1/2" wide mounting flange with mounting holes for roof attachment
- Cover is 14 gage (G90) galvanized steel with radius corners for safety and shall be fully welded at the corners for watertight construction; latching includes interior handle, exterior handle and provisions for a padlock, both inside and out
- Hardware shall include an automatic, hold-open arm with vinyl grip and compression springs encased in telescopic tubes for smooth door operation
- Available in many sizes
- Highly visible safety caution striping
- Durable recoatable gray primer finish (standard)
- Special sizes available upon request



| Item # | Size | Frame ID | Frame OD | Roof Opening |
|------------|---------|----------|----------|--------------|
| EMRAH24X24 | 24 x 24 | 24 x 24 | 31 x 31 | 24 x 24 |
| EMRAH30X36 | 30 x 36 | 30 x 36 | 37 x 43 | 30 x 36 |
| EMRAH36X36 | 36 x 36 | 36 x 36 | 43 x 43 | 36 x 36 |
| EMRAH48X48 | 48 x 48 | 48 x 48 | 55 x 55 | 48 x 48 |



CENDREX

Roof Hatch

Made of galvaneal steel, designed to offer convenient access to building roof tops. Equipped with gas cylinders providing an effortless opening of the door panel. Heavy duty design and insulation ensure long life and low maintenance.

- Cover: 14 gauge galvanized steel with 1" fiberglass insulation
- Curb: 14 gauge galvanized steel with 1" fiber board insulation
- Seal: "D" - foam adhesive gasket provides a flush and tight fit
- Finish: High quality grey powder coat



| Item # | Dimensions (in.) |
|------------|------------------|
| CXTRH30X36 | 30x36 |
| CXTRH36X36 | 36x36 |

CENDREX

General Purpose Access Doors

Designed for a quick and easy installation on non-rated vertical and horizontal surfaces made of drywall or any other type of material. Rounded mitered corners, concealed pin hinge and 3/8" return all around the door make it the sturdiest door on the market. Prevents sagging as compared to flat door panels and requires fewer locks



- Material: 16 gauge cold rolled steel
- Hinge: Hidden pin hinge. Continuous piano type on doors over 24" in height or width
- Lock / latch: Screwdriver operated cam latch
- Finish: DuPont high quality grey powder coat
- Available with drywall or plaster flange

| Item # | Dimensions (in.) | Wall Opening (in.) |
|------------|------------------|--------------------|
| CXAHD8X8 | 8x8 | 8 1/4 x 8 1/4 |
| CXAHD10X10 | 10x10 | 10 1/4 x 10 1/4 |
| CXAHD12X12 | 12x12 | 12 1/4 x 12 1/4 |
| CXAHD14X14 | 14x14 | 14 1/4 x 14 1/4 |
| CXAHD16X16 | 16x16 | 16 1/4 x 16 1/4 |
| CXAHD18X18 | 18x18 | 18 1/4 x 18 1/4 |
| CXAHD24X24 | 24x24 | 24 1/4 x 24 1/4 |

UnionTools

UNION TOOLS

Industrial Hose

Jackson Commercial Duty

- Featuring EDPM, a special synthetic rubber blend that is optimized for water applications
- Maximum operating temperature and pressure of 140 degrees at 100 PSI make this hose a strong choice for contractors, landscapers, and other commercial professional end-users
- Brass coupling is long lasting, and crush proof
- Manufactured in the USA



| Item # | Size |
|------------|-----------|
| UF4008300A | 3/8"x50' |
| UF4008500A | 3/8"x100' |

GILMOUR

Hose Washers

- Rubber washers
- 10 per package



| Item # |
|--------|
| PK01RW |



GILMOUR Pistol Grip Nozzle

- Insulated molded grip for spraying hot or cold water
- All brass valve stem with permanent adjusting nut
- Male hose threaded for attaching accessories



Item #
PK572TFR

GILMOUR Solid Stream Nozzle

- Solid brass body
- Streamlined design
- Ideal for cleaning driveways and walks



Item #
PK06BJ

SNAPPI HOOKER Rubber Tie Down Straps

- Super strong S-hooks
- 100% EDPM UV resilient rubber
- Crack resistant



| Item # | Length (in.) | Max Stretch (in.) |
|---------|--------------|-------------------|
| SNSH9" | 9 | 22.5 |
| SNSH15" | 15 | 37.5 |
| SNSH20" | 20 | 50.5 |
| SNSH30" | 30 | 75 |

Banding Tensioner

- Steel Strapping Tensioner
- 3/8 in. - 3/4 in.



Item #
PRMGRTNSNR34

Steel Strap Sealer

- Steel Strapping Sealer
- 3/4 in. Double Notch
- Regular Duty



Item #
PRMGRSL34RD2

Banding Seals

- Regular duty
- Double Notch



| Item # | Pkg. Qty. |
|-----------|-----------|
| PRM34SEAL | 5000 |

Steel Banding

- Regular duty steel strapping
- 3/4" wide x .020 gauge
- Average break strength 2,078 lbs.



Item #
PRMST34020

Shrink Wrap

- 18"x1500' roll
- Clear, 80 gauge



Item #
PRM18POLY

Construction Stakes

- Provide maximum reuse and productivity
- No more time spent locating, measuring and cutting wood
- Durable steel makes it easier to drive in tough soil conditions
- No more mushroomed, splintered or cracked wooden stakes
- The strength of steel stakes lets you space them farther apart
- Stakes maintain their point longer and resist bending and twisting out of position



| Item # | Size (in.) | Desc. |
|-----------|------------|-------|
| RM3/4X18R | 3/4x18 | Round |
| RM3/4X24R | 3/4x24 | Round |
| RM3/4X30R | 3/4x30 | Round |
| RM3/4X36R | 3/4x36 | Round |
| RM3/4X48R | 3/4x48 | Round |



NU-WAY

Propane Weed Burning Torch

Nu-Way Torches

- 500,000 BTU
- Cast iron head
- 3/8" x 18" double wall iron pipe handle
- Flame adjusting valve
- 12' hose and POL tank connection

Item #

NW5RC



MIGHTY TIE

Cable Ties

Mighty Tie

- High quality nylon cable ties
- Made In The USA



| Item # | Size (in.) | Color | Pkg. Qty. |
|------------|------------|----------|-----------|
| ACL4180C | 4 | UV Black | 100 |
| ACL4189C | 4 | Natural | 100 |
| ACL7500C | 7 | UV Black | 100 |
| ACL7509C | 7 | Natural | 100 |
| ACL11500C | 11 | UV Black | 100 |
| ACL11509C | 11 | Natural | 100 |
| ACL14500C | 14 | UV Black | 100 |
| ACL14509C | 14 | Natural | 100 |
| ACL241750L | 24½ | UV Black | 50 |
| ACL241759L | 24½ | Natural | 50 |

MIGHTY TIE

Cold Weather Cable Ties

Mighty Tie

- Enhanced flexibility and strength for severe cold temperature applications
- Tested for application performance at -20°C/-4°F
- Material rated at -40°C/-40°F



| Item # | Color | Length (in.) | Diameter (in.) | Pkg. Qty. |
|---------------|-------|--------------|----------------|-----------|
| ACMT750CW0C | Black | 7.56 | 1.875 | 100 |
| ACMT1150CW0C | Black | 11.25 | 3.062 | 100 |
| ACMT1450CW0C | Black | 14.25 | 4 | 100 |
| ACMT14120CW0C | Black | 15.09 | 4.06 | 100 |

MIGHTY TIE

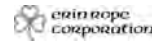
Metal Detectable Cable Ties

Mighty Tie

- ROHS compliant
- Meets safety standards for HACCP (Hazard Analysis and Critical Control Points)
- Will not rust or cause abrasions like stainless steel
- Made in the USA



| Item # | Size (in.) | Width (in.) | Thickness (in.) | Color | Pkg. Qty. |
|----------------|------------|-------------|-----------------|-------|-----------|
| ACMT418MD22C | 4.12 | .095 | .042 | TEAL | 100 |
| ACMT840MD22C | 8.875 | .140 | .049 | TEAL | 100 |
| ACMT750MD22C | 7.56 | .180 | .052 | TEAL | 100 |
| ACMT1150MD22C | 11.25 | .180 | .052 | TEAL | 100 |
| ACMT1450MD22C | 14.25 | .180 | .052 | TEAL | 100 |
| ACMT14120MD22C | 15.09 | .300 | .076 | TEAL | 100 |



ERIN ROPE CORPORATION

Polypropylene Rope 3 Strand Yellow

- Premium grade UV stabilized polypropylene fiber
- Versatile, economical, lightweight, floats



| Item # | Dia (in.) | Length (ft.) | Min. Break Strength (lbs.) |
|--------------|-----------|--------------|----------------------------|
| ERTWPY080600 | ¼ | 600 | 1250 |
| ERTWPY081200 | ¼ | 1200 | 1250 |
| ERTWPY120600 | ¾ | 600 | 2440 |
| ERTWPY121200 | ¾ | 1200 | 2440 |
| ERTWPY160600 | ½ | 600 | 3780 |
| ERTWPY200600 | ¾ | 600 | 5600 |
| ERTWPY240600 | ¾ | 600 | 7650 |

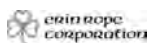
ERIN ROPE CORPORATION

Conduit Measuring Tape

- Sequential footage marks from 1-3,000 ft.
- Allows for fishing and measuring conduit runs in one easy step



| Item # | Width (in.) | Min. Tensile Strength (lbs.) | Length (ft.) |
|------------|-------------|------------------------------|--------------|
| ERPCMT3000 | ¼ | 130 | 3,000 |



ERIN ROPE CORPORATION

Manila Rope

3 Strand Natural Fiber

- The strongest of all natural fiber ropes
- Premium grade with 36 minimum becker value
- Items listed are 600' (additional lengths available)



| Item # | Dia (in.) | Min. Break Strength (lbs.) |
|-------------|-----------|----------------------------|
| ERTWM160600 | 1/2 | 2,385 |
| ERTWM200600 | 5/8 | 3,960 |

ERIN ROPE CORPORATION

Premium Braided

Nylon Twine

Mason Line

- High quality braided twine, will not unravel after multiple uses
- Size - #18, Length 1000'
- Min. Break Strength 157 lbs.



| Item # | Color |
|-------------|--------------------|
| ERBSTFG1000 | Fluorescent Green |
| ERBSTFO1000 | Fluorescent Orange |
| ERBSTFP1000 | Fluorescent Pink |
| ERBSTFY1000 | Fluorescent Yellow |

ERIN ROPE CORPORATION

Pulling Rope

Composite Double Braid

- High tensile low stretch polyester double braided pulling rope with factory spliced pulling eyes at each end
- Items listed are 600' (also available in 1200')



| Item # | Dia (in.) | Min. Break Strength (lbs.) |
|-------------|-----------|----------------------------|
| ERCDB160600 | 1/2 | 9,500 |
| ERCDB240600 | 3/4 | 26,000 |
| ERCDB280600 | 7/8 | 32,000 |

www.edgecs.com

ERIN ROPE CORPORATION

Pulling Tapes

Woven Polyester

- Low stretch, high strength, sequentially footage marked pulling tape
- Measure and pull with same product



| Item # | Width (in.) | Approx. Tensile Strength (lbs.) | Length (ft.) |
|--------------|-------------|---------------------------------|--------------|
| ERWP12503000 | 1/2 | 1250 | 3,000 |
| ERWP18003000 | 5/8 | 1800 | 3,000 |
| ERWP25003000 | 3/4 | 2500 | 3,000 |



LEAKTITE CORP.

5 Gallon Plastic Pail & Lids

- Great as a utility pail with optional lid
- Holds up to a 9" bucket grid
- White
- .070 wall thickness



| Item # | Desc. |
|--------|-------|
| W5B | Pails |
| W5BLID | Lids |



PELICAN PRODUCTS

Watertight Protector Cases

- Made with Copolymer Polypropylene with open cell core and solid wall construction
- Stainless steel pins used for hinges and handles
- Double throw locks
- Tongue-and-groove fit with polymer o-ring acting as a waterproof seal
- Automatic Pressure Equalization valve releases air pressure while keeping water out
- Pick n' Pluck foam for custom shaping the interior
- Single folding front handle



| Item # | Size | Interior Dim. (in.) | Exterior Dim. (in.) |
|--------|--------|---------------------------|----------------------------|
| PU1200 | Small | 9 3/8 x 7 1/4 x 4 1/16 | 10 5/8 x 9 1 1/16 x 4 7/8 |
| PU1500 | Medium | 17 x 11 1/16 x 6 1/8 | 18 1/2 x 14 1/16 x 6 15/16 |
| PU1600 | Large | 21 3/4 x 16 13/16 x 7 7/8 | 24 1/4 x 19 7/16 x 8 11/16 |



RUBBERMAID COMMERCIAL PRODUCTS **Trash Container**

Brute®

- All-plastic, professional-grade construction will not rust, chip or peel; resists dents
- Strong, snap-on lids available for secure, stable stacking
- Reinforced rims add strength and durability
- Built-in handles all easy, non-slip lifting and anti-jam nesting
- Double-ribbed base increases stability and dragging capacity



| Item # | Desc. | Cap. Gal. | Dia. | Dpth. | Wt |
|--------|-------------------|-----------|------|-------|-------|
| RB2632 | Container w/o lid | 32 | 22 | 27¼ | 9.26 |
| RB2643 | Container w/o lid | 44 | 24 | 31½ | 13.75 |
| RB2631 | Flat Lid for 2632 | 32 | 22¼ | 1¾ | 2.16 |
| RB2645 | Flat Lid for 2643 | 44 | 24½ | 1½ | 2.9 |

RUBBERMAID COMMERCIAL PRODUCTS

Angle Broom

- Ideal for cleaning hard-to-reach areas
- Cut and shaped for easy sweeping
- Long-lasting stain-resistant polypropylene bristles
- Permanent fusion set bristles won't pull out
- 1" dia. aluminum handle



Item #

RB6385

RUBBERMAID COMMERCIAL PRODUCTS

Plastic Dust Pan

- Redesigned dust pan with a thinner front edge for improved dirt pick up
- Includes molded-in, serrated teeth for counter duster cleaning
- 8-1/4" x 12-1/4" x 2-5/8"
- Color: Charcoal



Item #

RB2005

RUBBERMAID COMMERCIAL PRODUCTS

Spray Bottle

- Adjustable nozzle sprays up to 30"
- Large trigger for easy application
- 32 oz. HDRE bottle



Item #

RB9C03-06



PFERD ADVANCE BRUSH **Counter Duster**

- Premium Fine Sweep
- Filament Material: Black Horsehair & Nylon
- Block Type: Wooden Block
- OA Length: 9"
- Trim Length: 2-1/2"



Item #

MB89395

PFERD ADVANCE BRUSH

Floor Brooms

Fine Sweeping

- Block size: 24"
- Trim length: 3"
- Use with threaded handle



Item #

Filament

MB89215

Horsehair / Nylon Mix

MB89223

Silver flagged-tip plastic

PFERD ADVANCE BRUSH

Floor Brooms

Medium Sweeping

- Block type: Lacquered hardwood
- Filament: Black tampico center fill with horsehair casing
- Use w/Handle: Threaded



Item #

Block Size (in.)

Trim Length (in.)

MB89253

24

3

MB89263

36

3



PFERD ADVANCE BRUSH

Floor Brooms



Coarse Sweeping

- Use with threaded handle

| Item # | Filament | Block Size (in.) | Trim Length (in.) |
|---------|---------------------|------------------|-------------------|
| MB89287 | Brown / Red Plastic | 24 | 3 |
| MB89319 | Stiff Palmyra | 16 | 4 |
| MB89348 | Brown Plastic | 16 | 5 1/4 |

PFERD ADVANCE BRUSH

Wire Brooms



- Filament Material: Round Steel Wire Center with Black Tampico Border
- Block Type: Lacquered Hardwood
- Trim: 2-7/8"

| Item # | Block Size (in.) |
|---------|------------------|
| MB89362 | 18 |
| MB89363 | 24 |

PFERD ADVANCE BRUSH

Broom Handles



- Aluminum / Fiberglass handle with Metal Threads
- Handle Length: 5'
- Handle Diameter: 15/16"

| Item # |
|---------|
| MB89905 |

PFERD ADVANCE BRUSH

Broom Handles




- Wooden with Metal Threads
- Handle Length: 5'
- Handle Diameter: 15/16"

| Item # |
|---------|
| MB89889 |

PFERD ADVANCE BRUSH

Broom Handles



- Wooden with Tapered End
- Handle Length: 5'
- Handle Diameter: 1-1/8"

| Item # |
|---------|
| MB89899 |

PFERD ADVANCE BRUSH

Broom Handle Brace



- Heavy-duty brace clamps around handle
- Adds strength and stability

| Item # |
|---------|
| MB89922 |

PFERD ADVANCE BRUSH

Upright Broom



- Filament Material: Selected Corn
- No. Sews: 3
- Sweep Width: 11"
- Handle (Dia. x L): 1-1/8" x 37"
- OA Length: 56"
- Trim Length: 10-1/2"

| Item # |
|---------|
| MB89377 |

PFERD ADVANCE BRUSH

Floor Squeegees



- Heavy-Duty Straight
- Frame Plating: Cadmium Steel
- Blade Material: Neoprene

| Item # | Blade Size (in.) | Length (in.) |
|---------|------------------|--------------|
| MB89474 | 2 x 1/4 | 24 |

PFERD ADVANCE BRUSH

Floor Squeegees



- Heavy-Duty Curved Ends
- Frame Plating: Cadmium Steel
- Blade Material: Neoprene

| Item # | Size (in.) | Length (in.) |
|---------|-------------|--------------|
| MB89478 | 2 1/2 x 1/4 | 24 |
| MB89480 | 2 1/2 x 1/4 | 36 |

PFERD ADVANCE BRUSH

Roller Frame



- OA Width: 9"
- Cage Diameter: 1-1/2"

| Item # |
|---------|
| MB89772 |

PFERD ADVANCE BRUSH

Paint Roller Refills



- Knitted polyester fabric
- PVC core
- Width: 9"
- Pile Height: 1/2"

| Item # |
|---------|
| MB89757 |



PFERD ADVANCE BRUSH

Chip Brushes

- Wood handle
- White bristles



| Item # | Width (in.) | Thickness (in.) | Trim Length (in.) |
|---------|-------------|-----------------|-------------------|
| MB89696 | 1 | 5/16 | 1 1/2 |
| MB89697 | 1 1/2 | 5/16 | 1 1/2 |
| MB89698 | 2 | 3/8 | 1 3/4 |
| MB89700 | 3 | 3/8 | 1 3/4 |
| MB89701 | 4 | 3/8 | 1 3/4 |

PFERD ADVANCE BRUSH

Acid Brush

- Tin Handle with horsehair fill
- Width: 3/8"
- Trim: 7/8"
- OA Length: 6"



Item #
MB89602

PFERD ADVANCE BRUSH

Block Brush

- Straight back, wood handle
- Wire rows: 6x19
- Brush length: 7-1/4"
- Filament: Carbon Steel
- Block width: 2-1/4"
- Trim length: 1-3/4"



Item #
MB85082



MASTER MAGNETICS INC.

Magnetic Sweeper The Magnet Source™

Magnetic Floor Sweeper with Release

- Heavy duty with 24" sweeping width
- 48" sturdy handle
- 6" diameter rubber wheels
- Quickly drop collected scrap by pulling back on release handle
- Some assembly required



| Item # | 8 Penny Nail Pick Up Test | Approx. Lbs. Pull |
|-----------|---------------------------|-------------------|
| MMFSM24RX | 6 lbs. (600 pcs.) | 400 |

POLY-AMERICA INC Premium Trash Bags

Husky

- Significantly stronger than thicker bags made from conventional material
- Great for collecting trash and debris on the job site



| Item # | Size (in.) | Pkg Qty. | Thickness (mil) |
|--------------|------------|----------|-----------------|
| POHKHM42050B | 33x48 | 50/Box | 3 |
| POHWY-4-55 | 38x65 | 55/Box | 3 |
| POPA2042HB | 33x48 | 20/Box | 3 |

KLEEN PRODUCTS LLC

Floor Sweeping Compound

- Non-petroleum based sweeping compound with enhanced moisture retention and absorption
- Picks Up Surface Dust and Dirt - Leaves surface clean with low luster sheen
- Leaves no oily residue, and produces a cleaner floor
- Will not damage asphalt, rubber tile, or wood surfaces
- Performs well on most hard surface floors
- Environmentally Safe



| Item # | Weight (lbs.) |
|--------|---------------|
| KP1815 | 50 |



BUFFALO INDUSTRIES, INC.

Corduroy Rags

- Recycled corduroy pant material
- Excellent lower cost wiper



| Item # | Size |
|---------|------------|
| BF10105 | 50 lb. Box |



BUFFALO INDUSTRIES, INC.

Colored Cloth Rags

- Knit T-shirt material
- Suitable for almost all wiper needs

| Item # | Size |
|--------|------------|
| BF5C | 5 lb. Box |
| BF25C | 25 lb. Box |
| BF50C | 50 lb. Box |



BUFFALO INDUSTRIES, INC.

Colored Sweatshirt Rags

- Sweatshirt material hand-picked for maximum absorbency
- Excellent all-purpose wiper

| Item # | Size |
|--------|------------|
| BF25SS | 25 lb. Box |



BUFFALO INDUSTRIES, INC.

White Cloth Rags

- All white knit T-shirt material
- Excellent all-purpose wiping, cleaning, and polishing cloth
- Practically lint-free

| Item # | Size |
|--------|------------|
| BF25W | 25 lb. Box |



BUFFALO INDUSTRIES, INC.

Heavy Weight Sorbent Pads

Oil Only-Meltblown

- Oil-Only sorbents absorb oil-based fluids such as motor oil & hydraulic/transmission fluid
- Meltblown sorbents are the most economical product available
- 100 per poly bag

| Item # | Size |
|---------|-------------|
| BF90850 | 15"x18" Pad |



BUFFALO INDUSTRIES, INC.

Quick Response Spill Kits

Contains:

- 15 medium bonded pads, 3 3"x4' socks, 1 pair Nitrile gloves, 1 disposable bag and instruction sheet
- Absorbs up to 5 gallons

| Item # | Description |
|---------|-------------|
| BF92000 | Universal |
| BF92001 | Oil Only |



BUFFALO INDUSTRIES, INC.

Econo Safety Pail Spill Kit™ Universal

- 15 medium bonded pads, 1-4' sock, 1-10' sock, 1 pr. goggles, disposal bag, 1 pr. nitrile gloves, guidebook and instructions

| Item # |
|---------|
| BF92010 |



WINTER ITEMS



TPI CORPORATION

Fan Forced Milkhouse Heater

- Heat settings plus fan only setting
- Temperature control thermostat
- 6' long - 3 conductor cord
- Triple safety system: Tip over switch, Automatic reset type limit control, Thermal cut-off device



| Item # | Volts | Watts | Phase | Max. BTU's/Hr. |
|------------|-------|--------------------|-------|----------------|
| TPI188TASA | 120 | 1500/1300 Fan Only | 1 | 5120 |



TPI CORPORATION
**Combination Radiant
& Fan Forced Heaters**

- 3-Heat settings
- Temperature control thermostat
- Dual safety system: Tip over switch, Manual reset type limit control
- 6' long - 3 conductor cord



| Item # | Volts | Watts | Phase | Max. BTU's/Hr. |
|-----------|-------|--------------|-------|----------------|
| TPI198TMC | 120 | 1500/900/600 | 1 | 5120 |

TPI CORPORATION

Portable Electric Heater

- Safety yellow heater enclosure with safety screens on both air intake and output openings
- Long-life finned tubular heating elements
- Thermostat adjustment 40° to 100° F.
- Magnetic contactor
- Automatic reset
- High-limit thermal cutout switch
- Fan only switch



| Item # | Volts | KW | Phase | Btu/h Rating | Weight (lbs.) |
|-----------------|-------|----|-------|--------------|---------------|
| TPIFES-1024-1CA | 240 | 10 | 1 | 34,130 | 60 |



ENERCO®
Convection Heaters
HeatStar

Special Features:

- Piezo push button ignitor
- Adjustable Heat Output
- "Insta-Lock" system for easy assembly - no tools

Specifications:

- Fuel: Propane Gas
- Flame Safety: Thermocouple operated gas valve
- Standing Pilot
- Piezo ignition
- Power required: None
- POL/Excess flow check valve



| Item # | Stock Number | Output BTU/hr | Propane Consumption (lbs/hr) | Pressure Regulator Settings | Hose - 20 ft. | Net Weight (lbs.)(Includes Hose/Regulator/POL Assembly) |
|---------|--------------|----------------|------------------------------|-----------------------------|-------------------------------|---|
| HS80CV | F170480 | 30,000-80,000 | 1.4 to 3.7 | 11" W.C. | 3/8" I.D. w/Regulator and POL | 19 |
| HS200CV | F170600 | 75,000-200,000 | 3.5 to 9.3 | 10 PSI | 1/4" I.D. w/Regulator and POL | 25 |

ENERCO®
**Single Tank-top
Propane Heater
w/ Piezo Ignitor**
HeatStar

- Variable output of: 8, 12 & 14,000 BTU/hr
- Hi-Medium-Low Regulator
- Safety shutoff
- Operates 30-52 hours on a 20 lb. tank
- Connects to a 20 lb. cylinder



| Item # | Stock Number |
|--------|--------------|
| MH15T | F242100 |

ENERCO®
**Double Tank-top
Propane Heater
w/ Piezo Ignitor**
HeatStar

- Variable output: 8, 12, 16, 24 & 28,000 BTU/hr
- Two safety shutoffs
- Hi-Medium-Low Regulator
- Run on one burner or two
- Operates 17-52 hours on a 20 lb. tank
- Connects to a 20 lb. cylinder



| Item # | Stock Number |
|--------|--------------|
| MH30T | F242600 |

Spokane, WA 509-535-9841

Yakima, WA 509-248-1144

Billings, MT 406-248-7196

Gillette, WY 307-682-8522



ENERCO®
Forced Air Propane Heater
For Small Worksites
HeatStar



- Propane gas
- Pressure regulator settings: 28" W.C.
- Adjustable height control
- Flame safety
- High temperature limit switch: 240° F
- Continuous ignition
- Power Required: 115 V 60 Hz 3A
- Propane Hose - 20 ft.: 3/8" I.D. w/Regulator and POL
- POL/Excess flow check valve
- HS85FAV heats up to 2,000 square feet and operates up to 8 hours on a 20 lb. tank
- HS125FAV heats up to 3,000 square feet and operates up to 11 hours on a 40 lb. tank

| Item # | Stock Number | Output BTU/hr | Output CFM | Min. LP Tank Size (lb.) | Propane Consumption (lbs/hr) | Net Weight (lbs.) (Includes Hose/ Regulator/POL Assembly) |
|----------|--------------|--------------------|---------------|----------------------------|---------------------------------|--|
| HS85FAV | F170085 | 50,000- 85,000 | 300 | 20 | 2.3 to 3.9 | 18 |
| HS125FAV | F170125 | 75,000- 125,000 | 350 | 40 | 3.5 to 5.8 | 23 |

ENERCO®
Forced Air Propane Heater
For Large Jobsites



- Propane gas
- Min. LP Tank Size: 100 lb.
- Flame Safety
- High temperature limit switch: 240° F
- Automatic solid state ignition
- Built-in thermostat
- Power Required: 115 V 60 4A
- POL/Excess flow check valve
- HS170FAVT has adjustable height control, heats up to 4,000 square feet and operates up to 17 hours on a 100 lb. tank
- HS400FAVT heats up to 9,000 square feet and operates up to 17 hours on a (2) 100 lb. tanks

| Item # | Stock Number | Output BTU/hr | Output CFM | Propane Consumption (lbs/hr) | Pressure Regulator Settings | Propane Hose - 20 ft. | Net Weight (lbs.) (Includes Hose/ Regulator/POL Assembly) |
|-----------|--------------|---------------------|---------------|---------------------------------|-----------------------------------|--------------------------------------|--|
| HS170FAVT | F170170 | 125,000- 170,000 | 450 | 5.8 to 7.8 | 28" W.C. | 3/8" I.D. w/ Regulator and POL | 32 |
| HS400FAVT | F172425 | 250,000- 400,000 | 1400 | 11.5 to 18.5 | 20 PSI | 1/4" I.D. w/ Regulator and POL | 47 |



ENERCO®
Forced Air Kerosene Heaters
For Large Jobsites
HeatStar



- Heavy construction
- Illuminated on-off switch
- Enclosed motor
- Large heavy-duty handles
- Cord wrap
- Fuel gauge
- 10" Pneumatic tires
- High output fan
- Larger "glove-friendly" controls

Specifications:

- Tank Capacity (GAL - L): 14/52
- Flame Safety/Overheat Safety Shutoff
- Continuous Ignition
- Power Required: 110-115 V 60 Hz
- Tires/Wheels: 10" Pneumatic
- Shipping Size (LxWxH): 42"x18"x22"
- Multi-Fuel (No. 1 or No. 2 Diesel Oil, Kerosene, JP-8 or Jet A)

| Item # | Stock Number | Output BTU/hr | Heating Area (sq. ft.) | CFM Output | Fuel Consumption (Gal./hr. - L/hr.) | Operating Hours On Full Tank | Shipping Weight (lbs.) |
|---------|--------------|------------------|---------------------------|---------------|--|---------------------------------|---------------------------|
| HS125KT | F170325 | 125,000 | 3,000 | 275 | .77/2.91 | 15 | 74 |
| HS175KT | F170375 | 175,000 | 4,250 | 400 | 1.15/4.35 | 10 | 81 |
| HS210KT | F170380 | 210,000 | 6,000 | 400 | 1.60/6.05 | 8 | 87 |

ENERCO®

Portable Indirect Heater



- Clean and effective indirect heat
- High temperature resistant heat exchanger
- Thick-wall stainless steel combustion chamber
- High CFM centrifugal blower
- Overheat limit control
- Ideal drying building sites and heating enclosed buildings
- Water resistant flame control box
- Automatic safety and control devices
- Heavy duty wheels and handle provide mobility
- Optional remote thermostat and ducting available
- Three fuel burner options (oil, propane or natural gas) with easy burner conversion:
- F151086 - LP/Natural Burner
- F151087 - Oil Burner

| Item # | Input BTU/hr | CFM Output | Oil Fuel Consumption (GAL/HR) | LP Fuel Consumption (GAL/HR) | Tank Capacity (gal.) | Duct Diameter | Max Length of Duct | Weight (lbs.) |
|----------|--------------|------------|----------------------------------|---------------------------------|----------------------------|------------------|-----------------------|------------------|
| HS7000ID | 700,000 | 7,240 | 5.25 | 7.7 | 42 | 2-20" | 200 | 730 |



L.B. WHITE
Forced Air LP/NG Heaters
Tradesman®



- LP and NG models available
- Ultra models include Self Diagnostic Service Saver for convenient trouble-shooting
- Dependable electronic spark ignition
- Superior Tri-Shield finish provides extended protection against abrasion and corrosion
- Thermostatic temperature control (Tradesman 170, 400 models)
- Adjustable front leg provides easy direction of heat (170,400 models)
- Variable output saves fuel
- Direct-fired = 99.97% fuel efficiency
- CSA US, (all models) and Canada (all except 100K)

| Item # | Btu/h Rating | Heated Air Output (CFM) | Fuel Consumption (max.) LP Gas (lbs./hr.) | Fuel Consumption (max.) Natural Gas (cu.ft./hr.) | Amps (starting/continuous operation) | Service Saver |
|------------|-------------------|-------------------------|---|--|--------------------------------------|---------------|
| LB100 | 50,000-100,000 | 350 | 4.6 | | 4.7/2.0 | |
| LB170 | 125,000 - 170,000 | 625 | 7.2 | 170 | 3.7/2.4 | |
| LB170Ultra | 125,000 - 170,000 | 625 | 7.2 | 170 | 3.7/2.4 | Yes |
| LB400 | 250,000 - 400,000 | 1,582 | 18.5 | | 3.7/2.4 | |
| LB400Ultra | 250,000 - 400,000 | 1,582 | 18.5 | | 3.7/2.4 | Yes |

L.B. WHITE
Forced Air Kerosene Heaters
Tradesman®



- Kerosene, #1 diesel or #1 fuel oil
- Dependable, dual-prong electronic spark ignition
- Durable brass fuel fittings, not plastic
- Fuel gauge indicates remaining run time
- Comfort control thermostat
- Wheels and handles make it easier to maneuver
- Threaded drain plug
- CSA US and Canada

| Item # | Btu/h Rating | Heated Air Output (CFM) | Pump Pressure (psi) | Fuel Consumption (max.) (gal./hr.) | Tank Capacity (gal.) | Operating Time/Tankful (hrs.) | Amps (continuous operation) | Motor Horsepower | Dimensions (LxWxH/in.) | Shipping Weight (lbs.) |
|--------|--------------|-------------------------|---------------------|------------------------------------|----------------------|-------------------------------|-----------------------------|------------------|------------------------|------------------------|
| LBK170 | 170,000 | 600 | 6.5 | 1.3 | 13 | 10.0 | 3.2 | ¼ | 43.5x23.9x26.6 | 60.0 |
| LBK400 | 400,000 | 1,400 | 125 | 3.0 | 29 | 9.5 | 4.4 | ½ | 52.5x32.0x34.0 | 155.0 |
| LBK650 | 650,000 | 3,600 | 110 | 4.9 | 50 | 10.0 | 7.1 | ¾ | 69.2x30.7x48.7 | 298.0 |



L.B. WHITE
Indirect-Fired Heaters
Director®



- Kerosene, #1 diesel or #1 fuel
- High efficiency heat exchanger saves fuel
- Dependable, electronic spark ignition
- High capacity fuel tank
- Pre-heated fuel filter standard
- Rugged, semi-pneumatic wheels for better maneuverability
- Remote thermostatic control available
- Water resistant control box
- Optional rain cap (part #24223), Optional steel exhaust pipe extension (part #24224) gets exhaust away from work area
- Automatic fuel shut-off
- CSA USA and Canada

| Item # | Btu/h Rating | Heated Air Output (CFM) | Pump Pressure (psi) | Fuel Consumption (max.) (gal./hr.) | Tank Capacity (gal.) | Operating Time/Tankful (hrs.) | Amps (starting/continuous operation) | Motor Horsepower | Dimensions (LxWxH/in.) | Shipping Weight (lbs.) |
|--------|--------------|-------------------------|---------------------|------------------------------------|----------------------|-------------------------------|--------------------------------------|------------------|------------------------|------------------------|
| LB300 | 230,000 | 1,942 | 174 | 2.2 | 27.7 | 12.8 | 30.0/10.0 | 1 | 62.4x26.8x46.9 | 313.1 |

JACKSON SAFETY
Winter Liner
225 Plus

- Three layers of thick foam under a blue 100% quilted nylon shell
- Meets 16 CFR 1610, Class 1



Item #
JS3000442

JACKSON SAFETY
Winter Liner
AA-7 Windgard™

- Knitted tube cap style traps warmth and prevents moisture build-up, keeps wind out
- Flame retardant treated polyester - Navy blue color



Item #
JS3000434

JACKSON SAFETY
Winter Liner
AA-8 Windgard™

- Knitted tube hat style for 360 degree brim hats - Red color
- Warmth for temps 32° to 0° F (0° to -20°C)



Item #
JS3000436

JACKSON SAFETY
Winter Liner

400

- Full head and neck coverage with extra-long nape and wrap-around collar
- 100% quilted nylon shell with 100% cotton, denim exterior
- Thick, sherpa lining for maximum warmth



Item #
JS3000441

JACKSON SAFETY
Winter Liner

- Detachable bottom section is double layered, heavy knit spun polyester
- Top section is flame retardant treated; bottom section does not support combustion
- Red heavyweight fleece inner lining of top section
- Can be worn over hearing protection



Item #
JS3000439



MAJESTIC GLOVE
**Hi-Vis Coated
Winter Knit Glove**
Polar Penguin

- Hi-Vis terry lined, yellow knit
- Precurved Design Promotes Easy Flexing
- Rubber Palm has Excellent Wear and Resistance



| Item # | Size |
|------------|---------|
| MJ3396H-M | Medium |
| MJ3396H-L | Large |
| MJ3396H-XL | X-Large |



YAKTRAX®
**Outdoor
Performance Footcare
Traction Device**
PRO

The Yaktrax® Pro will instantly give you better traction, confidence and safety on packed snow or ice. Move about naturally with the same solid grip that you are accustomed to on dry surfaces.



- High strength, abrasion resistant 1.4 mm steel coils
- Heavy-duty natural rubber material
- Provides 360 degrees of traction on packed snow and ice and can be worn in temperatures as low as -41° Fahrenheit
- Easy On/Off
- Walk naturally
- Spikeless/Ultralight
- Helps reduce the risk of falls & injuries

| Item # | Size | Womens | Mens |
|---------|------|---------|---------|
| YA08009 | Sml | 5-8½ | 6½-10 |
| YA08011 | Med | 9-11 | 10½-12½ |
| YA08013 | Lrg | 11½-13½ | 13-15 |
| YA08015 | XL | 14+ | 15½+ |



UNION TOOLS
**18" Plastic
Snow Pusher**



- Deep 18-inch blade
- 50-1/2" ash handle
- Strong poly D-grip
- Made with high-density poly to withstand cold temperatures

Item #

UF16-274

UNION TOOLS
**24" Aluminum
Snow Pusher**



- 52" ash handle
- Durable aluminum blade with reinforced socket
- Steel wear strip breaks up ice and packed snow and extends blade life
- Wide D-grip accommodates a gloved hand

Item #

UF16-400

UNION TOOLS
**18" Aluminum
Snow Shovel**



- 18-inch aluminum blade
- Strong poly D-grip
- 51" ash handle
- Steel wear strip for extended blade life

Item #

UF16-404

UNION TOOLS
18" Steel Snow Shovel



- 18-inch steel blade
- Strong poly D-grip
- 49-1/2" ash handle

Item #

UF16-407

UNION TOOLS
Poly Snow Scoop



- 14-inch x 18-inch scoop blade
- 46" ash handle
- Poly D-grip for added leverage and control
- Scoop blade won't scratch surfaces

Item #

UF16-815



AMES Sidewalk/Ice Scraper

- Professional grade forged construction for heavy-duty use
- Socket pattern
- 7" x 6" industrial gauge, forged blade
- 54" Ash wood handle



Item #

UF16-936

UNION TOOLS Snow Roof Rake

- Aluminum handle extends to 17 feet
- 22-inch poly blade
- Non-slip handle treatment for control



Item #

UF16-345

Ice Melt

- 50 lb. bag
- Calcium chloride ice melt capable of melting at -25°F below zero
- Fast working
- Exothermic action gives off heat while dissolving, speeding the melting process



Item #

ICEMELT

Tube Sand

- 70 lb. Tube-o-Traction
- Covers 1/2 cu. ft.
- Use for flood control and to add traction and weight to vehicles in bad weather



Item #

TUBESAND



YAKTRAX® Hand Warmers Little Hotties®

- Open the bag, shake it, and stuff it!
- Features:
- 1 pair per pack
 - Up to 8 hours of heat



Item #

YA07001

SUMMER ITEMS



THE SQWINCHER CORP. Electrolyte Drinks

Fast Pack®

- Single-serving package eliminates the need for cups-each foil package is its own cup
- Add water to the liquid concentrate inside to make a 6-ounce single serving
- Easily fits in a pocket, lunch box or glove box
- Includes four 50-packs per case



Item #

Flavor

| | |
|-------------|-------------|
| SQ015301-CH | Cherry |
| SQ015302-GR | Grape |
| SQ015303-LA | Lemonade |
| SQ015304-OR | Orange |
| SQ015305-FP | Fruit Punch |
| SQ015308-LL | Lemon-Lime |

THE SQWINCHER CORP. Electrolyte Drinks

Qwik Stik

- Pour in 20 oz. bottle of water
- 10/50 pk. per case



Item #

Flavor

| | |
|-------------|-------------|
| SQ060100-OR | Orange |
| SQ060102-FP | Fruit Punch |
| SQ060106-LL | Lemon Lime |
| SQ060107-GR | Grape |



THE SQUINCHER CORP.
Electrolyte Drinks
Powder Pack™

- Powder pack makes 2.5 gallons
- 32 pk. per case

| Item # | Flavor | Case Qty/ Yield |
|-------------|-------------|--------------------|
| SQ016040-LA | Lemonade | 32/80 gal. |
| SQ016041-OR | Orange | 32/80 gal. |
| SQ016042-FP | Fruit Punch | 32/80 gal. |
| SQ016043-LL | Lemon-Lime | 32/80 gal. |
| SQ016046-GR | Grape | 32/80 gal. |



RUBBERMAID COMMERCIAL PRODUCTS
Water Coolers

Gott®

- Durable construction resists scratching, denting and fading
- Drip-resistant spigot; screw-tight lid
- Extra-thick insulation ensures superior thermal retention
- Stain and odor resistant, easy-to-clean liner
- Swing-top bail handle for easy carrying



| Item # | Size (gal.) |
|----------|-------------|
| IGGT1683 | 3 |
| IGGT1685 | 5 |
| IGGT1610 | 10 |

RUBBERMAID COMMERCIAL PRODUCTS
Mounting Rack

- Designed specifically for Rubbermaid® water coolers
- Durable, weather-resistant construction
- Horizontal mounting



Item #
IGGT1640

RUBBERMAID COMMERCIAL PRODUCTS

Cup Holder

- Designed specifically for Rubbermaid® water coolers
- Durable, weather-resistant construction

Item #
IGGT8257UN



RUBBERMAID COMMERCIAL PRODUCTS

Paper Cone Cup

Solo®

- 4 oz. cone shaped water cup with a rolled rim
- 25 sleeves of 200
- 5000 cups per case

Item #
IG9346



TPI CORPORATION
Commercial Air Circulators

- 3 speed fan
- Pull chain switch
- Steel hub/spider aluminum paddles
- Coated steel guards
- Meets OSHA standards



| Item # | Description | CFM/RPM | Amps |
|--------------|------------------|-----------------------|---------------|
| TPIACU-24-PO | 24" Pedestal Fan | 7,500/6,060/ 4,050 | 1.45/1.15/1.1 |
| TPIACU-30-PO | 30" Pedestal Fan | 8,700/7,500/ 6,780 | 2.0/1.8/1.6 |

When it's hot out
Edge is the place
to go to get cool!



TPI CORPORATION

Belt Drive Portable Blower ***Standard & Swivel***

- Powder coated 20 gallon steel housing has front and rear roll formed embossments for added strength and rigidity
- Swivel model rotates 360° in 12.5° increments and locks in place with a steel locking pin
- 10 Inch Hard Rubber Wheels
- External junction boxes on dual voltage models allow units to be wired for either voltage without removing guards
- Meets OSHA Standards
- ETL Listed
- 1 Year Limited Warranty
- Motor - 1-speed, permanently lubricated ball bearing
- Switch - Rocker on 115V 1 Phase models
- Cord - SJT type 3 conductor, 15 Feet long on 115V 1 Phase models, no cords on dual voltage models
- Blade - Steel on ODP models
- Guards - Spiral wire - front and rear



| Item # | Blade Size (in.) | CFM | Amps | Weight (lbs.) | Motor Type | Motor HP | RPM | Base |
|-------------|------------------|-------|------|---------------|----------------|----------|---------|----------|
| TPIPB-36-B | 36 | 14500 | 8.0 | 120 | 120 V 1 PH ODP | 1/2 | 500 | Standard |
| TPIPBS-36-B | 36 | 14500 | 8.0 | 145 | 120 V 1 PH ODP | 1/2 | 500 | Swivel |
| TPIPB-42-B | 42 | 18200 | 11.0 | 135 | 120 V 1 PH ODP | 3/4 | 430 | Standard |
| TPIPBS-42-B | 42 | 18200 | 11.0 | 160 | 120 V 1 PH ODP | 3/4 | 430/390 | Swivel |
| TPIPB-48-B | 48 | 22700 | 15.0 | 155 | 120 V 1 PH ODP | 1 | 390 | Standard |
| TPIPBS-48-B | 48 | 22700 | 15.0 | 180 | 120 V 1 PH ODP | 1 | 390 | Swivel |

TPI CORPORATION

Direct Drive Portable Blower - Standard and Swivel

- Powder coated 20 gallon steel housing has front and rear roll formed embossment for added strength and rigidity
- Swivel model rotates 360° in 12-1/2 increments and locks in place with a steel locking pin
- 8" rubber wheels
- ETL Listed
- Meets OSHA Standards
- 1 Year Limited Warranty



| Item # | Blade Size (in.) | CFM | Amps | Shipping Wt. | Motor | Base |
|-------------|------------------|-------|------|--------------|-------|----------|
| TPIPB-36-D | 36 | 12500 | 5.5 | 82 | 1/3 | Standard |
| TPIPBS-36-D | 36 | 12500 | 5.5 | 110 | 1/3 | Swivel |
| TPIPB-42-D | 42 | 15600 | 6.0 | 102 | 1/2 | Standard |
| TPIPBS-42-D | 42 | 15600 | 6.0 | 128 | 1/2 | Swivel |

TPI CORPORATION

Industrial Workstation ***Floor Fans***

- 3 speed portable fan
- Head tilts 360°
- Coated steel guards
- SJT type 3 conductor, 10' long cord
- Steel hub/spider aluminum paddle blades
- Meets OSHA standards



| Item # | Size | CFM(High/Medium/Low) | Amps | Weight (lbs.) |
|------------|------|----------------------|------|---------------|
| TPIF-24-TE | 24" | 5850/5200/3600 | 2.4 | 23 |

TPI CORPORATION

Commercial Floor Fans

- 3 speed portable floor fan
- SJT type cord-3 conductor-7' long
- Coated steel guards with retaining clips



| Item # | Size | CFM (High/Medium/Low) | Amps | Weight (lbs.) |
|----------|------|-----------------------|------|---------------|
| TPICF-12 | 12" | 2100/1750/1500 | 0.6 | 10 |
| TPICF-20 | 20" | 3450/3100/2950 | 1.9 | 18 |

Spokane, WA 509-535-9841

Yakima, WA 509-248-1144

Billings, MT 406-248-7196

Gillette, WY 307-682-8522



TPI CORPORATION
**Commercial Direct
Drive Portable Blowers**

- 5" rubber wheels
- Meets OSHA standards
- UL listed
- Motor: 2-speed, 1-phase, permanently lubricated ball bearing



| Item # | Blade Size (in.) | CFM | Amps | Motor (HP) | Weight (lbs.) |
|-------------|------------------|-------------|------|------------|---------------|
| TPICPB 36-D | 36 | 8,200/7,000 | 3.6 | 1/3 | 70 |

TPI CORPORATION

Commercial Belt Drive Portable Blower

- 8" rubber wheels
- Meets OSHA standards
- ETL listed
- Motor: 2-speed, 1-phase, permanently lubricated ball bearing



| Item # | Blade Size (in.) | CFM | Amps | Motor (HP) | Weight (lbs.) |
|-------------|------------------|---------------|------|------------|---------------|
| TPICPB 42-B | 42 | 13,500/11,000 | 6.5 | 1/2 | 93 |

TPI CORPORATION

**Mini-Blower
Floor Model**

- Totally enclosed motor allows mini-blower to be used in dirty or dusty environments
- Motor - 2-speed, 1/4 HP, 1 Phase, 115 volt, ball bearing, permanently lubricated, totally enclosed, permanent split capacitor
- Switch - Rotary on floor model, rocker on 30 Inch floor model
- Cord - SJT type, 3 conductor, 10 Feet long
- Blade - Aluminum
- Guards - Spiral wire - front and rear
- Housing - Powder coated 20 ga. steel
- UL - Listed
- Meets OSHA Standards
- 1 Year Limited Warranty



| Item # | Blade Size | CFM | Amps | Shipping Wt. |
|-------------|------------|------|------|--------------|
| TPIMB-24-DF | 24 | 6800 | 2.2 | 52 |
| TPIMB-30-DF | 30 | 7800 | 2.5 | 58 |

TPI CORPORATION

Portable Evaporative Coolers

- Models feature 3/4" garden hose connections for longer operating times.
- Durable polyethylene housing features leakproof, one piece construction
- Lowers temperatures 15-25° F depending on climate conditions
- New 3 blade fan blade for quieter operation.
- 120V operation
- Manufactured in USA. Shipped completely assembled, ready to use



| Item # | Motor HP | AMPS | CFM (High/Medium/Low) | Effective Sq. Ft. | Internal Water (Gallons) | Dimensions (LxWxH) In. | Weight |
|-------------|----------|------|-----------------------|-------------------|--------------------------|------------------------|--------|
| TPIEVAP36-1 | 1/2 | 12.4 | 9600 | 2500 | 32 | 32x62x67 | 235 |
| TPIEVAP36-3 | 1/2 | 11.5 | 9600/6600/4800 | 2500 | 32 | 32x62x67 | 245 |
| TPIEVAP48-2 | 1 | 13.7 | 22000/11000 | 4000 | 40 | 36x74x86 | 405 |



TPI CORPORATION

Portable High Pressure Misters

- Generates a fine water vapor or "fog" mist that can reduce air temperatures up to 30°F
- Pump system designed to run one master fan and up to two satellite fans
- 120 volt, 11 amp, .5 HP motor triplex plunger pump that delivers .5 gallon of water per minute at 1000 psi.
- Pump has onboard, adjustable, regulating un-loader for pressure control and pump protection; oil level sight glass and bypass system
- Pressure gage installed near the regulator for easy pressure adjustment for variable nozzle set-ups
- 5 micron canister water filter
- Automatic low water pressure shut-off
- Female coupler for standard 5/8" water hose (water input supply)
- Three male quick disconnects for water supply to master unit and two additional satellite fans
- 3-position DPDT switch (Fan Only, Off, Fan and Pump)
- GFCI integral to cordset protects system



| Item # | |
|------------|-------------------------|
| TPIHPM-PCT | Master Pump Cart |
| TPIHPM-P | Satellite Pedestal Base |

TPI CORPORATION

Portable Air Conditioning Units

- Industrial Air conditioners for shop or warehouse



| Item # | Cooling Capacity (BTU) | Power Supply (Volts/Phase) | Evaporator Air Flow High/Low (CFM) | Condenser Air Flow (CFM) | Dimensions (WxDxH) | Weight (lbs.) |
|-----------|------------------------|----------------------------|------------------------------------|--------------------------|--------------------|---------------|
| TPIPAC-13 | 13,200 | 120/1 | 357/285 | 610 | 17.5x19.9x4.3 | 132 |
| TPIPAC-21 | 19,500/21,000 | 280-240/1 | 464/393 | 857 | 22x24.4x50.4 | 198 |
| TPIPAC-29 | 28,000/29,000 | 280-240/1 | 571/500 | 1142 | 22x24.4x50.4 | 209 |
| TPIPAC-37 | 36,000/37,000 | 280-240/1 | 882/776 | 1660 | 26x33.3x52.4 | 254 |
| TPIPAC-60 | 60,000 | 280-240/1 | 2000/1870 | 3600 | 28.9x51.5x59.8 | 661 |

TPI CORPORATION

Portable Water Cooled Split Air Conditioning

- 22,000 BTU portable, water cooled, split air conditioning system
- Compressor time delay and overload protection
- Thermostat
- Condensate pump
- Washable filter
- Self-Diagnostic
- Defrost cycle
- Off-timer
- 100' maximum hose length
- 64-113 degree temperature range



| Item # | Cooling Capacity (BTU) | Power Supply (Volts/Phase) | Airflow High/Low (CFM) | Indoor Unit Dimensions (in.) | Outdoor Unit Dimensions (in.) | Indoor Unit Weight (lbs.) | Outdoor Unit Weight (lbs.) |
|-------------|------------------------|----------------------------|------------------------|------------------------------|-------------------------------|---------------------------|----------------------------|
| TPIPACWS-22 | 22,000 | 240/1 | 671/530 | 28x14x31 | 26x11x20 | 198 | 44 |



DRI-EAZ
Dehumidifier
Evolution® LGR

- LGR technology: Keeps pulling moisture below 40 grains per pound so that deep drying can occur
- Compact, lightweight, easy to maneuver
- Recessed, quick-release design keeps drain hose free of kinks
- Lower amp draw means higher efficiency and reduced problems with heat on the job
- HAF filters rated twice as efficient as washable foam
- Recessed digital control panel for protection
- Easy-to-use controls in four languages.
- Automatic pump cycles every six minutes to eliminate overflow



| Item # | Tested Water Removal AHAM(80°F/60%RH) | CFM Rating | Amps | Dimensions (HxWxD) | Weight (lbs.) |
|--------|---------------------------------------|------------|------|--------------------|---------------|
| DEF292 | 70 Pints | 160/272CMH | 5 | 33.5x20.7x20.7 | 92 |

DRI-EAZ
Dehumidifier
DrizAir® 1200

- Removes up to 15 gallons a day
- Super convenient size
- Hot-gas bypass for fast defrost
- Rugged rotomolded stackable housing
- Electronic touch-pad controls
- Rigid handle – designed for rugged service
- Semi-pneumatic wheels for easy transport
- Built-in duct attachment ring



| Item # | Tested Water Removal AHAM(80°F/60%RH) | CFM Rating | Amps | Dimensions (HxWxD) | Weight (lbs.) |
|--------|---------------------------------------|------------|------|--------------------|---------------|
| DEF203 | 64 Pints | 227/386CMH | 6.4 | 32x20x19.5 | 80 |

DRI-EAZ
Dehumidifier
LGR2800i

- Built-in thermo-hygrometer monitors and displays inlet and outlet conditions
- Automatic humidistat control
- Automatic high temperature mode: No manual adjustments required
- HygroTrac-ready: Track dehumidifier performance automatically on the HygroTrac website
- Drip pan has built-in Microban® antimicrobial product protection to inhibit the growth of odor and stain causing bacteria, mold and mildew
- Rotomolded housing resists dents and scratches – and is easy to keep looking new.



| Item # | Tested Water Removal AHAM(80°F/60%RH) | CFM Rating | Amps | Dimensions (HxWxD) | Weight (lbs.) |
|--------|---------------------------------------|---------------|------|--------------------|---------------|
| DEF410 | 130 Pints | 400/679.7 CMH | 8 | 40.5P 24x23 | 160 |

DRI-EAZ
Dehumidifier
LGR3500i

- Automatic humidistat control
- Displays inlet and outlet temperature and RH for easy monitoring
- Digital control panel with plain-English system messages, not codes
- Wireless remote monitoring capable: Track operating conditions from any Internet connection with the HygroTrac Remote Monitoring System (purchased separately)
- Rugged Dri-Eaz rotomolded housing is easy to maintain and won't mar furnishings



| Item # | Tested Water Removal AHAM(80°F/60%RH) | CFM Rating | Amps | Dimensions (HxWxD) | Weight (lbs.) |
|--------|---------------------------------------|------------------------|------|--------------------|---------------|
| DEF411 | 170 Pints | 400/floor-level outlet | 10.5 | 40.5x24x23 | 160 |



DRI-EAZ
Dehumidifier
LGR7000 XLi



- Advanced Crossflow Technology maximizes efficiency even in low grain environments
- Self-monitoring system: Built-in sensors monitor performance parameters allowing for automatic fan speed adjustments
- Built-in humidistat and plain-English control panel messages
- Sealed large-capacity pump basin: More than enough to handle the water from an unintentional defrost that might occur after a power outage or other unexpected shut-down
- Ergonomic design
- Integrated cord and hose storage
- Versatile application: Standard 12 in. ductable outlet
- Rotomolded housing: Resists dents and dings
- Stackable for storage

| Item # | Tested Water Removal AHAM(80°F/60%RH) | CFM Rating | Amps | Dimensions (HxWxD) | Weight (lbs.) |
|--------|---------------------------------------|-------------|------|--------------------|---------------|
| DEF412 | 130 | 325/552 CMH | 8.3 | 33.5P20P20 | 107 |

LEISURE CRAFT INC.

U-Leg Perforated Bench Without Back

- Perforated metal seat
- 3" 11-gauge steel legs
- Thermoplastic coated
- Pre-drilled mounting holes
- Several colors available




| Item # | Desc. | Weight (lbs.) |
|--------------|-------------|---------------|
| LSULNB4-PERF | 4'; No Back | 110 |
| LSULNB5-PERF | 5'; No Back | 120 |
| LSULNB6-PERF | 6'; No Back | 130 |

LEISURE CRAFT INC.

U-Leg Perforated Bench

- 11 Gauge perforated metal seat and back
- 3" 11 Gauge tubular steel legs
- Thermoplastic coated
- Pre-drilled mounting holes
- Several colors available



| Item # | Desc. (ft.) | Weight (lbs.) |
|---------------|-------------|---------------|
| LSULRF48-PERF | 4 | 220 |
| LSULRF72-PERF | 6 | 250 |
| LSULRF96-PERF | 8 | 280 |

LEISURE CRAFT INC.

46" Square Perforated Table

- 11 Gauge perforated metal seats and tops
- Black powder coated galvanized steel 2" tubular understructure
- Thermoplastic coated
- Optional leg protectors
- Optional anti-skateboard tabs
- Optional umbrella; 1-3/4" umbrella hole
- All 46" tables are available in ADA version
- Handicap access is available for this model
- Several colors available



| Item # | Desc. | Weight (lbs.) |
|-------------------|---|---------------|
| LST46SQP-PERF | 46" Square Perforated Portable Table | 310 |
| LST46SQSM-PERF | 46" Square Perforated Surface Mount Table | 315 |
| LST46SQIG-PERF | 46" Square Perforated In-Ground Table | 320 |
| LST46SQP-ADA-PERF | 46" Square Perforated Table, 3 Seats, Handicap Access | 275 |

Did you know Edge has eight stores in Washington, Oregon, Idaho, Montana and Wyoming? Wherever you're working we'll be there with the quality tools, knowledge and service you've come to expect.

Ventilated Lockers Single Tier

- Roomy enough for just about any secured storage application; ideal for use in factories, schools, fitness clubs, hospitals, and other locations where clothing is stored
- Three coat hooks and a coat rod per opening
- Available in single or three-wide units
- Opening size of 12" wide
- Locker depth of 18"
- Positive 3-point locking system in doors
- Available with or without legs
- Available fully assembled only
- Optional locks and other accessories available



| Item # | No. of Openings | Opening (W, D, H) | Overall Unit (W, D, H) | Weight |
|--------|-----------------|-------------------|------------------------|--------|
|--------|-----------------|-------------------|------------------------|--------|

With Legs

| | | | | |
|----------------|---|------------|------------|-----|
| TNVSL-121872-1 | 1 | 12, 18, 72 | 12, 18, 78 | 79 |
| TNVSL-121872-3 | 3 | 12, 18, 72 | 36, 18, 78 | 237 |
| TNVSL-151872-1 | 1 | 15, 18, 72 | 15, 15, 78 | 119 |
| TNVSL-151872-3 | 3 | 15, 18, 72 | 45, 15, 78 | 260 |
| TNVSL-181872-1 | 1 | 18, 18, 72 | 18, 18, 78 | 119 |
| TNVSL-181872-2 | 2 | 18, 18, 72 | 54, 18, 78 | 237 |

Without Legs

| | | | | |
|----------------|---|------------|------------|-----|
| TNVSL-121872-A | 1 | 12, 18, 72 | 12, 18, 72 | 77 |
| TNVSL-121872-C | 3 | 12, 18, 72 | 36, 18, 72 | 233 |
| TNVSL-151872-A | 1 | 15, 18, 72 | 15, 18, 72 | 119 |
| TNVSL-151872-C | 3 | 15, 18, 72 | 45, 18, 72 | 260 |
| TNVSL-181872-A | 1 | 18, 18, 72 | 18, 18, 72 | 119 |
| TNVSL-181872-B | 2 | 18, 18, 72 | 54, 18, 72 | 237 |

TENNSCO Ventilated Lockers Double Tier

- Features two openings per locker for twice the number of lockers in the same space with plenty of hanging room for shirts and jackets
- Three coat hooks per opening
- Available in single or three-wide units
- Opening size of 12" wide
- Locker depth of 18"
- Positive 2-point locking system in doors
- Available with or without legs
- Available fully assembled only
- Optional locks and other accessories available



| Item # | No. of Openings | Opening (W, D, H) | Overall Unit (W, D, H) | Weight |
|--------|-----------------|-------------------|------------------------|--------|
|--------|-----------------|-------------------|------------------------|--------|

With Legs

| | | | | |
|----------------|---|------------|------------|-----|
| TNVDL-121836-1 | 2 | 12, 18, 36 | 12, 18, 78 | 80 |
| TNVDL-121836-3 | 6 | 12, 18, 36 | 36, 18, 78 | 240 |
| TNVDL-151836-1 | 2 | 15, 18, 36 | 15, 18, 78 | 90 |
| TNVDL-151836-3 | 6 | 15, 18, 36 | 45, 18, 78 | 240 |

Without Legs

| | | | | |
|----------------|---|------------|------------|-----|
| TNVDL-121836-A | 2 | 12, 18, 36 | 12, 18, 72 | 78 |
| TNVDL-121836-C | 6 | 12, 18, 36 | 36, 18, 72 | 238 |
| TNVDL-151836-A | 2 | 15, 18, 36 | 15, 18, 72 | 90 |
| TNVDL-151836-C | 6 | 15, 18, 36 | 45, 18, 72 | 240 |

Edge will team up with you for training! We'll come to your jobsite or business, or use our meeting room.



Numerics

| | |
|------------------------------|----------|
| 10-Person 1st Aid Kits | 360 |
| 11-in-1 Screwdrivers | 301 |
| 14.4V Batteries | 30 |
| 18V | 27 |
| 18V Batteries | 29 |
| 25-Person 1st Aid Kits | 361 |
| 2-Speed Tuggers | 198 |
| 2-Stroke Engine Engine Oil | 423 |
| 3M | |
| Fire Barrier Cast-In Devices | 632 |
| Fire Barrier Caulks | 630 |
| Fire Barrier Collars | 631 |
| Fire Barrier Mortars | 630 |
| Fire Barrier Pillows | 631 |
| Fire Barrier Putty Pads | 631 |
| Fire Barrier Sheets | 631 |
| Fire Barrier Sprays | 630 |
| Fire Barrier Wraps | 631 |
| Silicone Caulks | 630 |
| Spray Adhesives | 642 |
| Ultra Plastic Pipe Devices | 631 |
| 4-Bolt Breakers | 375, 376 |
| 50-Person 1st Aid Kits | 361 |
| 6-Way Screwdrivers | 268 |

A

| | |
|--------------------------|--------------------|
| Abrasive Blades | 418, 419 |
| Abrasive Wheels | 47 |
| Abrasives | |
| Flap Discs Abrasives | 618 |
| Access Doors | |
| Drywall Access Doors | 653 |
| Fire Rated Access Doors | 653 |
| Accessories | |
| Caulk Accessories | 636 |
| Cord Accessories | 344 |
| Generator Accessories | 393 |
| Harness Accessories | 318 |
| Nozzles Accessories | 655 |
| Respirator Accessories | 346 |
| Washers Accessories | 654 |
| Acid Brushes | 424, 647, 660 |
| Acoustical Sealants | 634 |
| Acrylic Adhesives | 559 |
| Acrylic Enamel Aerosols | 638 |
| Adapter | |
| Chuck Adapter | 135 |
| Adapter Sheaves | 190 |
| Adapters | |
| Adapters Blowers | 403 |
| Bit Adapters | 415 |
| Extension Cord Adapters | 480 |
| Impact Drive Adapters | 259, 260, 261 |
| Industrial-Duty Adapters | 482 |
| Ratchet Adapters | 256, 258, 260, 261 |
| Shaft Adapters | 423 |
| Socket Adapters | 133 |
| Tie-Off Adapters | 315 |
| Adapters Blowers | 403 |
| Adaptors | |
| GFCI Adaptors | 480 |

| | |
|-----------------------------|---------------|
| Adhesive Bandages | 361 |
| Adhesive Caulks | 634 |
| Adhesive Mixing Nozzles | 553 |
| Adhesive Zipper | 447 |
| Adhesives | |
| Acrylic Adhesives | 559 |
| Construction Adhesives | 634 |
| Epoxy Adhesives | 560, 561, 571 |
| Spray Adhesives | 642 |
| Adjustable Wrenches | 266, 302 |
| Aerial Work Platforms | 216 |
| Air Chucks | 391 |
| Air Compressors | 386, 387 |
| Air Conditioners | |
| Portable Air Conditioners | 406, 407, 672 |
| Air Couplers | 389, 390 |
| Air Drills | 374 |
| Air Filters | 395 |
| Air Hammer Chisels | 380 |
| Air Hammers | 374 |
| Air Horns | |
| Safety Air Horns | 360 |
| Air Hoses | 392 |
| Air Ratchets | 374 |
| Air Tool Lubricators | 391 |
| Airman | |
| Air Compressors Compressors | 387 |
| Ajax Tools | |
| Air Hammer Chisels | 380 |
| Breaker Bits | 381 |
| Chisel Bits | 380, 381 |
| Ground Rod Drivers | 382 |
| Pinch Bars | 382 |
| Pneumatic Scalers | 381 |
| Prick Punches | 382 |
| Pry Bars | 382 |
| Rivet Shank | 382 |
| Stock Wedges | 382 |
| Alkaline Batteries | 477 |
| Alignment Lasers | 452 |
| Alignment Reamers | 276 |
| All Thread | |
| Threaded Rod | 549 |
| Allegro Industries | 403 |
| Adapters Blowers | 403 |
| Ducting Blowers | 403 |
| Electric Blowers | 403 |
| Ventilation Ducts | 403 |
| All-Purpose Harnesses | 308 |
| Aluminum Bench | 212 |
| Aluminum Hacksaws | 175 |
| Aluminum Handles | 426 |
| Aluminum Hawks | 426 |
| Aluminum Scoops | 293 |
| Aluminum Snips | 269 |
| Aluminum Tripods | 454 |
| American Power Pull | |
| Appliance Dollies | 235 |
| Cable Pullers | 231 |
| Industrial Hand Trucks | 235 |
| Ames | |
| Asphalt Rakes | 288 |

| | |
|--|-----------------------------------|
| Bow Rakes | 288 |
| Concrete Rakes | 287 |
| Crow Bars | 286 |
| Grain Scoops | 290 |
| Irrigation Shovels | 288 |
| Landscape Rakes | 288 |
| Lawn Rakes | 288 |
| Material Scrapers | 288 |
| Mortar Hoes | 287 |
| Pick Mattocks | 287 |
| Post Hole Bars | 286 |
| Post Hole Diggers | 287 |
| Pulaski Axes | 287 |
| Railroad Picks | 287 |
| Roofers Shovels | 289 |
| Round Point Shovels | 289 |
| San Angelo Bars | 287 |
| Sidewalk/Ice Scrapers | 288, 668 |
| Sledge Hammers | 291 |
| Square Point Shovels | 289, 290 |
| Stone Rakes | 288 |
| Trench Shovels | 290 |
| Trenching Shovels | 290 |
| Wrecking Bars | 287 |
| Anchor Bolts | 586 |
| Anchor Setting Tool | 558 |
| Anchor Shackles | 229 |
| Anchor Strap | 330 |
| Anchor Strap | 330 |
| Anchorage Connectors | 315 |
| Roof Anchors Permanent | 324 |
| Anchorage Plates | 314 |
| Anchors | |
| Beam Anchors | 331 |
| Concrete Anchors | 573 |
| Concrete Grip Anchor | 325, 331 |
| Drive Pin Anchors | 572 |
| Drop-In Anchors | 558, 564, 565 |
| Hammer-Screw Anchors | 573 |
| Hollow Wall Anchor | 574 |
| Masonry Anchors | 567 |
| Mushroom Head Anchors | 573 |
| Plastic Anchors | 574 |
| Roof Anchors | 313, 314, 316, 325, 329, 330, 331 |
| Screw Anchors | 556 |
| Sleeve Anchors | 557, 566 |
| Snake Setting Tool | 570 |
| Split Drive Anchors | 574 |
| Wallboard Anchors | 574, 575 |
| Wedge Anchors | 561, 563, 564, 569 |
| Wedge-Bolt Anchors | 568 |
| Anchors and Accessories Telespar and Traffic | 651 |
| Anchors Telespar | 648 |
| Angle Brooms | 658 |
| Angle Fittings | 496, 497, 498, 509, 510 |
| Angle Grinders | 42, 45, 62, 63, 69, 75, 375 |
| Angle Protractors | 187 |
| Annular Cutters | 96 |
| Anti-Fatigue Mat | 366 |
| Anti-Fog Cloth | 343 |



Anvil . 514, 515, 516, 517, 518, 519, 520,
521, 522, 523, 524, 525, 526,
527, 528, 529, 530

Apex Bits
Hex Bit Holders 134
Hex Bits 132, 133
Hex Drive Nutsetters 134
Hex Insert Bits 132, 133
Socket Adapters 133

Apex Tool Group 252, 253, 254, 256, 261,
262, 268, 270, 283, 285
Aluminum Snips 269
Binder Chains 232
Bolt Cutter Jaws 285
Bolt Cutters 285
C- Clamps 264
Cable Cutters 285
Carbon Hook Loadbinders 233
Center Punches 264
Chuck Adapter 135
Chuck Keyleashes 135
Chuck Keys 135
Cold Chisels 264
Combination Wrenches . 261, 262, 263
Compound Action Snips 269
Deep Impact Sockets 253
Deep Sockets 253, 257
Drill Chucks 134
Drive Extensions 255, 256, 257
Drive Ratchets 257, 259
Flex Handles 257, 259
Flex Head Ratchets 257
Folding Rules 462
Fractional Sockets . 254, 255, 256, 259
Folding Rules 462
Galvanized Wire Cables 232, 537
Grounding Ferrules 233, 537
Hand Tools 252, 253, 255
Hex Driver Sets 253
Hex Keys 279, 280
Hex Sockets 253, 254
High Test Chains 232
Hinge Handles 256
Impact Drive Adapters ... 259, 260, 261
Impact Extensions 258, 260
Impact Sockets 254, 255, 258, 260
Inspection Mirrors 264
Keyless Drill Chucks 134
Lobular Opening Sockets 260
Long Handle Ratchets 257
Long Pattern Wrenches 263
Pin Punch 264
Pinch Bars 264
Proof Coil Chains 233
Punch & Chisel Set 263, 264
Quick Release Ratchets 255, 256, 259
Ratchet Adapters ... 256, 258, 260, 261
Ratchet Extensions 260
Ratchet Load Binders 233
Ratchet Repair Kits 258
Ratcheting Wrenches 262
Rebar Cutter/Benders 285

Ret Rings 260
Round Head Ratchets 257
Screw Extractors 265
Sliding T Handles 259
Spark Plug Sockets 256
Speeder Handles 255, 256, 257
Spring Claws 264
Swaging Tools 233, 537
Tape Measures 461, 462
Taps 278
Teardrop Ratchets 257
Torque Wrenches 263
Universal Joints 256, 258, 259, 260
Wire Rope Clips 233, 537
Wire Rope Thimbles 233, 537
Wood Rules 462

Appliance Dollies 235

Applicators
Spray Applicators 644

Arbors 120
Arbors 120
Carbon Steel Arbors 119

Armstrong (See Apex Tool Group)

Arrestor
Self-Retracting Arrestor 322

Arrow Fastener Company, Inc.
Hammer Tackers 284
Manual Tackers 283
Staples, Nails Staple Guns, Nail Guns .
284
Wire Tackers 283

Asphalt Rakes 288

Assemblies
Ceiling Clip Assemblies 598
Conduit Strap Assemblies 598
R.A.D. Assemblies 66
Threaded Rod Assemblies 598, 599
Tie Strap Holder Assemblies 598

Atlas Copco
Ergonomic Scalars 380

Attachments
Drill Attachments 83
Right Angle Attachments 66

Auger Bits 183

Aviation Snips 269

Awls
Scratch Awls 304

Axes
Pulaski Axes 287

B

Back Supports 371

Backer Rod 433

Backfill Tampers 379

Backpack Sprayers 434

Bags
Electrode Bags 303
Tool Bags 46, 368, 369, 370

Bags Trash 660

Ball Pein Hammers 291, 292, 293

Band Saw Blades 122

Band Saw Kits 49

Band Saws 25, 46, 53, 64, 69, 76, 93
14 Band Saws 102
Cordless Band Saws 55

Bandages
Adhesive Bandages 361

Bands
Hearing Bands 345

Barricade Repair Hardware Telespar 650

Barricade Tapes 364

Barrier Systems
Dust Barriers Systems 448, 449

Bars
Connecting Bars 304
Crow Bars 286
Pinch Bars 264, 382
Post Hole Bars 286
Pry Bars 282, 283, 382
Ripping Bars 282
San Angelo Bars 287
Scraper Bars 282
Tool Bars 304
Wrecking Bars 283, 287

Bases
Post Bases 602

BASF (See Sonneborn)

Basin Wrenches 139

Batter Boards
System Batter Boards 106

Batteries 592
14.4V Batteries 30
Alkaline Batteries 477
Batteries 592
Batteries Cordless 58
Batteries Radios 362
Battery Cordless 58
Chargers Batteries 52
Cordless Tool Batteries 52, 58, 79, 590
Lithium Ion Batteries 22, 23
Lithium-Ion Batteries 52, 53, 71, 72
NiCad Batteries 71
Ni-CD Batteries 72
Ni-MH Batteries 71
Pack Batteries 22, 23

Batteries Cordless 58

Batteries Radios 362

Batteries 29

Battery Charger 29

Battery Chargers . 29, 30, 52, 53, 58, 71,
72, 79

Battery Cordless 58

Battery Cordless Tool 592

Battery Powered
Crimp Tool Battery Powered 201

Battery-Powered Cable Cutters 192

Battery-Powered Crimpers 194

Beam Anchors 331

Beam Clamp Straps 501, 506

Beam Clamps ... 501, 502, 503, 512, 513

Bearing Plates 601

Belt Sanders 76

Belts
Leather Belts 371



| | | | | | |
|-------------------------------------|--------------------|---------------------------------|--------------------|--------------------------------|---------------|
| Tool Belts | 370 | Rotary Hammer Bits | 111 | Toggle Bolts | 574 |
| Bench | | Self-feed Bits | 123 | Booster Cable | 470 |
| Aluminum Bench | 212 | Spade Bits | 128 | Boots | |
| Drywall Bench | 232 | Square Drive Bits | 607 | PVC Boots | 356 |
| Bench Chain Vise | 140 | Steel Bits | 115, 130 | Traction Boots | 353, 667 |
| Bench Grinder Bushings | 616 | Step Bits | 130, 180, 182 | Bosch Tools | 81 |
| Bench Grinders | 45 | Stop Bits | 110 | Battery Chargers | 79 |
| Bench Wheels | 616 | Wood Bits | 129 | Circular Saws | 79, 80 |
| Benches | 674 | Wood Boring Bits | 182 | Cordless Tool Batteries | 79 |
| Benches | 674 | Woodboring Bits | 129 | Cut-Off Machines | 81 |
| Perforated Benches | 674 | Blade Kit | 136 | Drill Attachments | 83 |
| Work Benches | 240, 242 | Blade Kits | | Electric Breaker Hammers | 81 |
| Benders | | Kits Shears | 90 | Electric Combo Hammers | 81 |
| Cable Benders | 194 | Blades | 413, 418 | Electric Engravers | 88 |
| Conduit Benders | 185, 186, 187 | Abrasive Blades | 418, 419 | Electric Grinders | 81 |
| Hand Benders | 184 | Band Saw Blades | 122 | Electric Hammer Drills | 80 |
| Heater Benders | 187 | Blades | 413, 418 | Electric Nibblers | 82 |
| Lever Benders | 153 | Circular Saw Blades | 92, 121, 122 | Electric Rotary Hammers | 81 |
| Mechanical Benders | 184, 185 | Diamond Blades | 420, 421, 422 | Electric Routers | 82 |
| Offset Benders | 184 | Dry Saw Blades | 415 | Electric Shears | 82 |
| Pvc Benders | 199 | Flush Cut Blades | 115 | Electric Tappers | 80 |
| Rebar Cutter/Benders | 285 | High Speed Saw Blades | 417 | Heat Guns | 82 |
| Tube Benders | 153, 184 | Jig Saw Blades | 117 | Jig Saw Blades | 117 |
| Tubing Benders | 153 | Kerf Saw Blades | 77 | Jig Saws | 80 |
| Bending Shoe | 186 | Knife Blades | 273, 274 | Jobsite Radios | 79 |
| Bending Shoe Groups | 185, 186 | Masonry Saw Blades | 417 | Reciprocating Saws | 79 |
| Bending Tables | 186 | Metal Cutting Blades | 121 | Shank Chucks | 83 |
| Bernzomatic | | MultMaster Diamond Blades | 84 | Trim Saws | 79 |
| Propane Torches | 173, 174 | MultMaster E-Cut Blades | 84 | Worm Drive Saws | 79 |
| Spark Lighters | 174 | MultMaster Saw Blades | 84, 85 | Bottle | |
| Bibs Rain Gear | 358 | Pointing Saw Blades | 415 | Spray Bottle | 658 |
| Big Foot | | Reciprocating Saw Blades | 116 | Bottle Jacks | 234, 235 |
| Blade Kit | 136 | Saw Blades | 77, 91, 412 | Bow Rakes | 288, 294 |
| Binder Chains | 232 | Saw Circular | 91 | Box Brackets | 532 |
| Biscuits | | Sawzall Blades | 115, 116 | Box End Wrenches | 137 |
| Joining Biscuits | 105 | Segmented Blades | 416 | Box Hangers | 532 |
| Bit Adapters | 415 | Steel Saw Blades | 78 | Box Nails | 586 |
| Bit Extensions | 130 | Tile Blades | 421 | Box Saws | 305 |
| Bits | 87 | Tuckpoint Blades | 419 | Boxes | |
| Auger Bits | 183 | Turbo Saw Blades | 415, 417 | Liquid Transfer Boxes | 240 |
| Breaker Bits | 381 | Utility Knife Blades | 274 | Portable Cable Boxes | 479 |
| Carbide Bits | 106, 107, 108, 114 | Blades Cutters | 163 | Tool Boxes | 242, 243 |
| Carbide-Tipped Bits | 112 | Blankets | | Truck Boxes | 243, 244, 245 |
| Chisel Bits | 113, 380, 381 | Heating Blankets | 187, 200 | Vehicle Underbed Boxes | 240 |
| Chisels Bits | 112 | Blow Guns | 390 | Welders Boxes | 241 |
| Contractor Bits | 123 | Blowers | | Braces | |
| Core Bits | 114, 416, 422 | Ducting Blowers | 403 | Broom Handle Braces | 659 |
| Cored Bits | 422 | Electric Blowers | 403 | Bracing Seismic | 504 |
| Countersink Bits | 180 | Portable Blowers | 396, 397, 670, 671 | Brackets | |
| Demolition Hammer Bits | 114 | Blow-Out Bulbs | 566 | Box Brackets | 532 |
| Drill Bits | 183 | BlueWater Manufacturing | | Faceshield Brackets | 338 |
| Hammer Bits | 112, 113 | Roof Guardrails | 335 | Mounting Brackets | 501 |
| Hammerdrill Bits | 108 | Bobs | | Brackets Telespar | 650 |
| Hex Bits | 132, 133 | Plumb Bobs | 456 | Brad Nails | 589, 592 |
| Hex Insert Bits | 132, 133 | Bolt Cutter Jaws | 285 | Brass Hammers | 292 |
| Impact Bits | 183 | Bolt Cutters | 285 | Breaker Bits | 381 |
| Installer Bits | 130 | Bolt Dies | 151 | Breaker Hammers | |
| Masonry Bits | 110, 111, 112, 113 | Bolts | | Electric Breaker Hammers | 74, 81 |
| Multipurpose Bits | 109 | Anchor Bolts | 586 | Breakers | |
| Pilot Bits | 121 | Hanger Bolts | 548 | 4-Bolt Breakers | 375, 376 |
| Plumbers Bits | 123 | Hex Bolts | 548 | Pavement Breakers | 42 |
| Power Bits | 182 | Lag Bolts | 549 | Bricklayer Sets | 283 |



| | |
|---------------------------------------|-------------------------|
| Bricklaying Hammers | 282 |
| Bricklaying Trowels | 428 |
| Bricks | |
| Rub Bricks | 424 |
| Broom Handle Braces | 659 |
| Brooms | |
| Angle Brooms | 658 |
| Concrete Brooms | 424 |
| Floor Brooms | 658, 659 |
| Upright Brooms | 659 |
| Wire Brooms | 659 |
| Brooms Handles | 659 |
| Brushes | |
| Acid Brushes | 424, 647, 660 |
| Bucket Brushes | 424 |
| Cable Cleaning Brushes | 207, 208 |
| Chip Brushes | 647, 660 |
| Cleaning Brushes | 145 |
| Counter Dusters | 658 |
| Cup Brushes | 622, 624 |
| Masonry Brushes | 424 |
| Mold Cleaning Brushes | 208 |
| Scratch Brushes | 624 |
| Wheel Brushes | 622, 624 |
| Wire Brushes | 624, 660 |
| Bubble Levels | 175 |
| Bucket Brushes | 424 |
| Bucket Organizers | 370 |
| Buckets | |
| Plastic Buckets | 657 |
| Tool Buckets | 302 |
| Buffalo Industries, Inc. | |
| Cloth Wipes | 661 |
| Colored Rags | 661 |
| Corduroy Rags | 660 |
| Kit | 364, 661 |
| Oil Sorbents | 365, 661 |
| Safety Kit | 365, 661 |
| Buildex | 577, 578, 580, 581, 582 |
| Concrete Sammys | 578 |
| Cracked concrete Sammys | 579 |
| Metal Sammys | 577 |
| Sammys Nut Drivers | 579 |
| Sammys Pole Tools | 579 |
| Self-Drilling | 580 |
| Socket Kit Pole Tools | 579 |
| Steel Sammys | 576, 577 |
| Toggle Sammys | 579 |
| Wood Sammys | 575 |
| X-Press It Sammys | 578 |
| Building Enclosure Films | 444 |
| Bulbs | |
| Blow-Out Bulbs | 566 |
| Krypton Bulbs | 477 |
| Light Bulbs | 470 |
| Bulbs Flashlights | 478 |
| Bull Floats | 425 |
| Bull Pin Holders | 303 |
| Bull Pins | 305 |
| Bull Point Chisels | 108 |
| Bump Caps | 337 |
| Bumps | |

| | |
|---|---------------------------------------|
| Speed Bumps | 360 |
| Burndy | 202 |
| Crimp Tool Battery Powered | 201 |
| Dies | 202 |
| Hydraulic Crimpers | 201 |
| Hydraulic Cutters | 202 |
| Burs | |
| Carbide Burs | 609, 610 |
| Bushing Chisels | 108 |
| Bushings | |
| Bench Grinder Bushings | 616 |
| Plastic Bushings | 622 |
| BW Technologies by Honeywell | |
| Gas Detectors | 336, 337 |
| C | |
| C Clamps | 264, 266, 267, 286 |
| C.S. Unitec, Inc. | |
| Band Saws | 93 |
| Concrete Grinder | 94 |
| Concrete Saws | 94 |
| Hack Saws | 93 |
| Magnetic Drills | 94 |
| Rotary Hammers | 94 |
| Cabinets | |
| Storage Cabinets | 196, 240, 242, 251 |
| Tool Cabinets | 239, 240 |
| Cable | |
| Booster Cable | 470 |
| Retractable Cable | 328 |
| Cable Benders | 194 |
| Cable Cleaning Brushes | 207, 208 |
| Cable Connecting Molds | 204, 205, 206, 207 |
| Cable Connector Portable/Temp Anchor- age Connectors | 324 |
| Cable Crimpers | 194 |
| Cable Cutters | 57, 135, 192, 193, 194, 285, 297, 298 |
| Cable Cutters | 135 |
| Cordless Cable Cutters | 57, 192 |
| Cable Dispensers | 197 |
| Cable Feeders | 190 |
| Cable Firestop Systems | 628 |
| Cable Locks | 373 |
| Cable Management | |
| Cable Ties Cable Management | 656 |
| Cable Pullers | 190, 231 |
| Cable Pulling | |
| Crimp-On Cable Pulling | 198 |
| Cable Pulling Lubricants | 191 |
| Cable Sleeves | 315 |
| Cable Splicers | 303 |
| Cable Staples | 284 |
| Cable Strippers | 194, 195, 298 |
| Cable Ties Cable Management | 656 |
| Cable/Conduit Supports | 533 |
| Cables | |
| Cables Connectivity | 363 |
| Galvanized Wire Cables | 232, 537 |
| Ground Rod Cables | 205 |
| Portable Cable Boxes | 479 |

| | |
|---|--------------------|
| Tee Cables | 204 |
| X Cables | 204 |
| Cables Connectivity | 363 |
| Caddies | |
| Carry Caddies | 243 |
| Handy Caddies | 196 |
| Wire Caddies | 196 |
| Caddy (See Erico) | |
| Cadweld (See Erico) | |
| Cameras | |
| Cordless Cameras | 166 |
| Digital Cameras | 57 |
| Inspection Cameras | 155, 156 |
| Cameras Inspection | |
| Inspection Cameras | 156 |
| Canister Vacuums | 99 |
| Cans | |
| Safety Cans | 251, 364 |
| Trash Cans | 658 |
| Cap Screws | 494 |
| Caps | |
| Bump Caps | 337 |
| Column Caps | 603 |
| End Caps | 492, 507, 509 |
| Post Caps | 602 |
| Protective Caps | 339 |
| Rebar Protector Caps | 431 |
| Safety Caps | 339, 340 |
| Caps & Crosses | |
| Telespar Caps & Crosses | 650 |
| Carabiner Hooks | 315 |
| Carabiner Temporary Anchorage Connectors | 324 |
| Carbide Bits | 106, 107, 108, 114 |
| Carbide Burs | 609, 610 |
| Carbide Tipped Blades | 103 |
| Carbide-Tipped Bits | 112 |
| Carbon Hook Loadbinders | 233 |
| Carbon Steel Arbors | 119 |
| Carbon Steel Dies | 276 |
| Carbon Steel Taps | 276, 277 |
| Carpenter Pencils | 467, 652 |
| Carpenter Squares | 458 |
| Carpet Protection | 446 |
| Carry Caddies | 243 |
| Carton Sealing Tape | 646 |
| Cartridges | |
| Epoxy Cartridges | 551 |
| Carts | |
| Cricket Carts | 168, 237 |
| Grasshopper Carts | 168, 236 |
| Pipe Carts | 168, 201, 237 |
| Utility Carts | 197, 236 |
| Wire Carts | 197 |
| Caster Sets | 243 |
| Cast-In Devices | |
| Fire Barrier Cast-In Devices | 632 |
| Castings | |
| Manhole Hooks Municipal Castings | 163 |
| Caulk | |
| Concrete Caulk | 440, 442, 633 |
| Caulk Accessories | 636 |



| | |
|--|-----------------------------------|
| Caulk Guns | 26, 50, 635 |
| Cordless Caulk guns | 50 |
| Caulk Nozzles | 636 |
| Caulk Spatulas | 636 |
| Caulks | |
| Adhesive Caulks | 634 |
| Fire Barrier Caulks | 630 |
| Silicone Caulks | 630 |
| Ceiling Clip Assemblies | 598 |
| Ceiling Wire | 535, 598 |
| Cell Phone Holders | 370, 371 |
| Cells | |
| Fuel Cells | 590 |
| Cendrex | 654 |
| Center Punches | 264 |
| Certified Safety Manufacturing Inc. | |
| 10-Person Kits | 360 |
| 25-Person Kits | 361 |
| 50-Person | 361 |
| Adhesive Bandages | 361 |
| Eyewash Cups | 361 |
| Chain Hoists | 226, 227 |
| Chain Lanyards | 311 |
| Chain Saws | 384 |
| Chain Slings | 224 |
| Chain Wrenches | 138 |
| Chaining Construction Products | |
| Socket Channel | 261 |
| Chains | |
| Binder Chains | 232 |
| High Test Chains | 232 |
| Proof Coil Chains | 233 |
| Chalk Lines | 465, 466 |
| Chalk Reels | 460 |
| Chalks | |
| Refill Chalks | 465, 466 |
| Channel (See Unistrut) | |
| Electrical Channels | 508 |
| Round Hole Channels | 489 |
| Slotted Channels | 510 |
| Solid Channels | 489, 490, 491, 509, 510 |
| Channel Fittings | 510 |
| Channel Joiners | 508 |
| Channel Nuts | 493, 507, 509, 510 |
| Channellock | |
| Adjustable Wrenches | 266 |
| Concrete Nippers | 265 |
| Cutting Pliers | 265 |
| Electrical Pliers | 266 |
| Linemens Pliers | 265 |
| Pliers | 266 |
| Slip Joint Pliers | 265 |
| Tongue & Groove Pliers | 265 |
| Chapin Manufacturing Inc | |
| Backpack Sprayers | 434 |
| Concrete Sprayers | 433 |
| Degreasing/Cleaning Sprayers | 434 |
| Chargers | |
| Battery Chargers | 29, 30, 52, 53, 58, 71, 72, |
| | 79 |
| Vehicle Chargers | 30 |
| Chargers Radios | 362 |

| | |
|---|--------------------------------|
| Chests | |
| High-Capacity Chests | 239 |
| Tool Chests | 171, 239, 241, 242 |
| Vehicle Chests | 241 |
| Chicago Pneumatic Tool Co. | 380, 651 |
| 4-Bolt Breakers | 375, 376 |
| Air Drills | 374 |
| Air Hammers | 374 |
| Air Ratchets | 374 |
| Angle Grinders | 375 |
| Backfill Tampers | 379 |
| Chipping Hammers | 378 |
| Combi Drills/Hammers | 377 |
| CPS Rivet Busters | 377 |
| Die Grinders | 374, 375 |
| Engraving Pens | 375 |
| Impact Wrenches | 374 |
| Needle Scalars | 375 |
| Pneumatic Drills | 379 |
| Portable Compressors | 388 |
| Ratchets | 374 |
| Reciprocating Saws | 375 |
| Scabblers | 376 |
| Chip Brushes | 647, 660 |
| Chipping Hammers | 378 |
| Chisel Bits | 112, 113, 380, 381 |
| Chisels | |
| Air Hammer Chisels | 380 |
| Bull Point Chisels | 108 |
| Bushing Chisels | 108 |
| Cold Chisels | 264 |
| Concrete Chisels | 114 |
| Flat Chisels | 108, 109 |
| Ground Rod Chisels | 109 |
| Scaling Chisels | 109 |
| Wood Chisels | 305 |
| Chocks | |
| Wheel Chocks | 360 |
| Chop Saws | 46, 47, 76 |
| Chuck Adapter | 135 |
| Chuck Keyleashes | 135 |
| Chuck Keys | 135 |
| Chucks | |
| Drill Chucks | 134 |
| Keyless Drill Chucks | 134 |
| Nipple Chucks | 151 |
| Shank Chucks | 83 |
| Circular Saw Blades | 92, 121, 122 |
| Circular Saws | 33, 49, 53, 59, 65, 73, 79, 80 |
| Clamp Lights | 473 |
| Clamp Meters | 56 |
| Clamp Worklight | 474 |
| Clamp-On Meters | 195 |
| Clamps | |
| Beam Clamps | 286, 501, 502, 503, 512, 513 |
| C Clamps | 264, 266, 267 |
| Conduit Clamps | 505 |
| Flashlight Clamps | 475 |
| Handle Clamps | 207 |
| Pipe Clamps | 170, 171, 505, 506, 511 |

| | |
|-------------------------------------|--------------------|
| Sheet Metal Clamps | 267 |
| Strut Clamps | 530 |
| Tubing Clamps | 506 |
| Welding Clamps | 171, 267 |
| Claws | |
| Spring Claws | 264 |
| Clean Mats Protection | 446 |
| Cleaner | |
| Dispensing Tool Cleaner | 637 |
| Electronic Cleaners | 640 |
| Cleaners | |
| Closet Augers | 157 |
| Contact Cleaners | 643 |
| Drain Cleaners | 157, 158, 159, 160 |
| Drain Line Cleaners | 157 |
| Electronic Cleaners | 640 |
| Heavy Duty Degreasers | 643 |
| Lens Cleaners | 343 |
| Maintenance Cleaners | 640 |
| Cleaners Cordless Tool | 590, 642 |
| Cleaners Drain | |
| Drain Cleaners | 159 |
| Cleaning Brushes | 145 |
| Cleaning Wipes | 346, 644 |
| Cleanup Kits | 84 |
| Clevis | |
| Rope Clevis | 192 |
| Clevis Hangers | 511 |
| Clips | |
| Conduit Clips | 530, 532 |
| Cradle Clips | 504 |
| Flange Clips | 532 |
| Light Fixture Clips | 532 |
| Panel Clips | 606 |
| Purlin Clips | 532 |
| Roof Clips | 605 |
| Strap Hanger Clips | 534 |
| Wind Clips | 445 |
| Wire Rope Clips | 233, 537 |
| Closet Augers | 157 |
| Closure Strips | 492 |
| Cloth | |
| Anti-Fog Cloth | 343 |
| Cloth Wipes | 661 |
| Clothing | |
| Jackets Clothing | 357 |
| Coated Gloves | 350, 667 |
| Coilhose | 389 |
| Air Chucks | 391 |
| Air Couplers | 389, 390 |
| Air Tool Lubricators | 391 |
| Blow Guns | 390 |
| Connectors | 389, 390 |
| Couplers | 389, 390 |
| In-Line Lubricators | 391 |
| Polyurethane | 388 |
| Splicer | 389 |
| Tee Manifolds | 391 |
| Tri-Pod Manifolds | 391 |
| Cold Chisels | 264 |
| Coleman Cable Inc. | 473 |
| Clamp Lights | 473 |



| | |
|---|---------------|
| Electrical Cords | 478 |
| Electrical Wire | 481 |
| Extension Cord Adapters | 480 |
| Extension Cords | 478, 479, 480 |
| Generator Cord Adapters | 480 |
| GFCI Adaptors | 480 |
| GFCI Cords | 480 |
| Lighting Guards | 473 |
| Lighting Portable | 469 |
| Portable Cable Boxes | 479 |
| Portable Lighting | 469 |
| Portablee Lighting | 469 |
| Shop Lights | 473 |
| Temporary Light Strings | 473 |
| Temporary Power Cords | 479 |
| Collar Firestop | 626 |
| Collars | |
| Fire Barrier Collars | 631 |
| Collets and Nuts | 88 |
| Colored Rags | 661 |
| Columbus McKinnon Corp. .. | 222, 228, |
| 229, | 230, 231 |
| Anchor Shackles | 229 |
| Chain Hoists | 226, 227 |
| Lever Hoists | 226, 227 |
| Quick Links | 230 |
| Wide Range Trollies | 228 |
| Wire Rope Grips | 230 |
| Wood Handle Hookaroons | 222 |
| Column Caps | 603 |
| Combi Drills/Hammers | 377 |
| Combination Bench & Pipe Vise .. | 152 |
| Combination Drills | 128 |
| Combination Padlocks | 373 |
| Combination Squares | 458 |
| Combination Taps | 277 |
| Combination Wrenches .. | 261, 262, 263 |
| Combo Hammers | |
| Electric Combo Hammers | 81 |
| Combo Kits | |
| Cordless Combo Kits 20, 21, 28, 32, 51, | |
| 53, | 70, 71 |
| Common Nails | 585 |
| Compact Press Tools | 154 |
| Compact Threading Machines | 165 |
| Compactors | |
| Gas Compactors | 429 |
| Composite Sheets | |
| Fire Barrier Sheets | 627 |
| Compound Action Snips | 269 |
| Compounds | |
| Floor Sweeping Compounds | 660 |
| Compressors | |
| Air Compressors | 387 |
| Air Compressors Compressors | 387 |
| Gasoline Compressors | 393 |
| Portable Compressors | 388 |
| Concrete Anchors | 573 |
| Concrete and Steel Pins | 597 |
| Concrete Brooms | 424 |
| Concrete Caulk | 440, 442, 633 |
| Concrete Chisels | 113, 114 |

| | |
|---|---------------|
| Concrete Cleaner | 442 |
| Concrete Cutting Saws | 413 |
| Concrete Dampproofing | 438 |
| Concrete Darbies | 424 |
| Concrete Edgers | 424, 425 |
| Concrete Forms | 432 |
| Concrete Foundation | 438 |
| Concrete Gliders | 426 |
| Concrete Grinders | 43, 94 |
| Concrete Grip Anchor | 325, 331 |
| Concrete Groovers | 426 |
| Concrete Hardener | 435 |
| Concrete Inserts | 508, 509 |
| Concrete Mixers | 429 |
| Concrete Nippers | 265 |
| Concrete Placers | 294, 427 |
| Concrete Planers | 77 |
| Concrete Pulls | 427 |
| Concrete Push Saws | 411 |
| Concrete Rakes | 287 |
| Concrete Sammys | 578 |
| Concrete Saws 74, 94, 410, 411, 412, 414 | |
| Concrete Sealer Compound .. | 435, 436, |
| 438, | 439, 440, 441 |
| Concrete Sprayers | 433 |
| Concrete Tampers | 427 |
| Concrete Vibrators | |
| Cordless Concrete Vibrators | 26, 69 |
| Conductors | |
| Horizontal Conductors | 204 |
| Conduit Benders | 185, 186, 187 |
| Conduit Clamps | 505 |
| Conduit Clips | 530, 532 |
| Conduit Cutters | 199 |
| Conduit Dispensers | 191 |
| Conduit Hangers | 534 |
| Conduit Measuring Tapes | 208, 656 |
| Conduit Pistons | 189 |
| Conduit Reamers | 304 |
| Conduit Strap Assemblies | 598 |
| Conduit Supports | 533 |
| Cone Holders | 359 |
| Cones | |
| Traffic Cones | 359 |
| Connecting Bars | 304 |
| Connection Points | |
| Harness Connection Points | 317 |
| Connector Brackets Telespar | 650 |
| Connectors | 389, 390 |
| Anchorage Connectors | 315 |
| Connectors | 389, 390 |
| End Connectors | 507 |
| Hanger Connectors | 507 |
| Industrial Connectors | 481 |
| Construction Adhesives | 634 |
| Construction Electrical Products .. | 470, |
| 471 | |
| Booster Cable | 470 |
| Flood Lights | 470 |
| Light Bulbs | 470 |
| Portable Lighting | 469 |
| Trouble Lights | 469 |

| | |
|---|---------------|
| Work Lights | 470 |
| Construction Hammers | 282 |
| Construction Harnesses | 308 |
| Construction Stakes | 433, 655 |
| Construction Staplers | 591 |
| Contact Cleaners | 643 |
| Contacting Elements | |
| No Mar Contacting Elements | 590 |
| Contractor Bits | 123 |
| Contractor Grade Wheelbarrows .. | 222 |
| Contractor Lifts | 167, 215, 237 |
| Contractors Choice | |
| Air Hoses | 392 |
| Contractors Saws | 101 |
| Control | 482 |
| Convection | 401, 662 |
| Converters | |
| Vacuum Hose Converters | 101 |
| Vacuum Hose Couplings | 101 |
| Coolers | |
| Evaporative Coolers | 406, 671 |
| Copper Lens Glasses | 343 |
| Cord Accessories | 344 |
| Cord Plugs | 481 |
| Corded Grinders | 62 |
| Corded Press Tools | 154 |
| Cordless Band Saws | 55 |
| Cordless Cable Cutters | 57 |
| Cordless Cameras | 166 |
| Cordless Caulk guns | 50 |
| Cordless Combo Kits 20, 21, 28, 32, 51, | |
| 53, 70, 71, 72 | |
| Cordless Concrete Vibrators | 26, 69 |
| Cordless Crimpers | 50, 57 |
| Cordless Drill/Drivers 16, 23, 24, 30, 32, | |
| 48, 67 | |
| Cordless Grease Guns | 51 |
| Cordless Grinders | 20, 50 |
| Cordless Hammerdrills | 52, 68 |
| Cordless Impact Drivers | 18 |
| Cordless Jig Saws | 19 |
| Cordless Kits | 22 |
| Cordless Lasers | 454 |
| Cordless Press Tools | 155 |
| Cordless Radio | 58 |
| Cordless Rotary Hammers | 68 |
| Cordless Screwdrivers | 25, 58 |
| Cordless Shears | 26 |
| Cordless Thermometers | 32 |
| Cordless Tool Batteries 52, 58, 79, 590, | |
| 592 | |
| Cordless Tool Cleaners | 590, 642 |
| Cordless Tool Flashlights | 22, 71 |
| Cordless Tool Lubrication Oil | 590 |
| Cords | |
| Extension Cords | 478, 479, 480 |
| Generator Cord Adapters | 480 |
| GFCI Cords | 480 |
| Safety Vests | 354 |
| Temporary Power Cords | 479 |
| Corduroy Rags | 660 |
| Core Bits | 114, 416, 422 |



| | |
|---|----------|
| Core Drills Rigs | 409 |
| Cored Bits | 422 |
| Corrosion Inhibitors | 639 |
| Cortina Safety Products Group | |
| Cone Holders | 359 |
| Protector Rebar Caps | 432 |
| Rebar Protector Caps | 431 |
| Safety Curbing | 360 |
| Safety Fencing | 434 |
| Safety Flagging | 359 |
| Safety Lighting | 359 |
| Speed Bumps | 360 |
| Traffic Signs | 359 |
| Warning Flags | 359 |
| Cotton Gloves | 348 |
| Counter Dusters | 658 |
| Countersink Bits | 180 |
| Couplers | 389, 390 |
| Air Couplers | 389, 390 |
| Coupling Nuts | 550 |
| Couplings | 391 |
| Coveralls | |
| Protective Coveralls | 358 |
| Covers | |
| Joint Covers | 509 |
| Plan Covers | 447 |
| Receptacle Covers | 508 |
| Shoe Covers | 448 |
| CPS Rivet Busters | 377 |
| Cracked concrete Sammys | 579 |
| Cradle Clips | 504 |
| Crayon Holders | 466 |
| Crayons | |
| Lumber Crayons | 466 |
| CRC Industries | |
| Contact Cleaners | 643 |
| Heavy Duty Degreasers | 643 |
| Multi-Purpose Lubricants | 643 |
| Super Penetrants | 643 |
| Crescent (See Apex Tool Group) | |
| Cricket Carts | 168, 237 |
| Crimp Tool Battery Powered | 201 |
| Crimpers | |
| Battery-Powered Crimpers | 194 |
| Cordless Crimpers | 50, 57 |
| Hydraulic Crimpers | 201 |
| Terminal Crimpers | 298, 299 |
| Wire Crimpers | 299 |
| Crimping Tools Joiners | 166 |
| Crimp-On Cable Pulling | 198 |
| Cross Pein Hammers | 292 |
| Cross-Arm Strap Portable/Temp Anchor- age Connectors | 324 |
| Crow Bars | 286 |
| Crown Staples | 284 |
| CST/berger | |
| Fiberglass Measuring Tape | 462 |
| Leveling Rods | 455 |
| Steel Tapes | 462 |
| Transit Levels | 455 |
| Cup Brushes | 622, 624 |
| Cup Grinders | 418 |

| | |
|--|------------------------------|
| Cup Wheels | 418, 615 |
| Cups | |
| Eyewash Cups | 361 |
| Curbing | |
| Safety Curbing | 360 |
| Current Tools, Inc. | 199 |
| Drill Driven Knockout sets | 200 |
| Heating Blankets | 200 |
| Hook-Type Sheaves | 200 |
| Pipe Carts | 201 |
| Pipe Stands | 200 |
| Pvc Benders | 199 |
| PVC Heaters | 199 |
| Radius-Type Sheaves | 200 |
| Ratcheting Knockout Sets | 200 |
| Reel Stand Spindles | 200 |
| Tray-Type Sheaves | 200 |
| Curtains | |
| Sound Curtains | 451 |
| Cushion-Grip Screwdrivers 299, 300, 301 | |
| Custom LeatherCraft | |
| Back Supports | 371 |
| Bucket Organizers | 370 |
| Cell Phone Holders | 370, 371 |
| Hammer Holders | 371 |
| Knee Pads | 366, 367 |
| Kneeling Pads | 367 |
| Leather Belts | 371 |
| Leather Suspenders | 372 |
| PVC Boots | 356 |
| Rain Suits | 356 |
| Tape Rule Holders | 371 |
| Tie Down Straps | 372 |
| Tool Bags | 368, 369, 370 |
| Tool Belts | 370 |
| Tool Holders | 371 |
| Tool Pouches | 369 |
| Work Gloves | 351, 352 |
| Work Suspenders | 371 |
| Cut-Off Machines | 65, 81 |
| Cut-Off Saws | 65, 411, 413 |
| Cut-Off Wheels | 619, 620, 621, 622 |
| Cut-Out Tools | |
| Electric Cut-Out Tools | 38 |
| Cutter Pliers | 295, 296, 297 |
| Cutter Wheels | 143, 144 |
| Cutters | |
| Annular Cutters | 96 |
| Blades Cutters | 163 |
| Bolt Cutter Jaws | 285 |
| Bolt Cutters | 285 |
| Cable Cutters | 193, 194, 285, 297, 298 |
| Concrete Saws | 412 |
| Conduit Cutters | 199 |
| Diagonal Cutters | 297 |
| Hinged Cutters | 162 |
| Hole Cutters | 131, 132, 183 |
| Hydraulic Cutters | 202 |
| Pipe Cutters | 140, 141, 143, 144, 145, 163 |
| Pipe Threaders | 148 |
| Power Threaders | 149 |

| | |
|---|--------------------|
| PVC Cutters | 175 |
| Rebar Cutters | 109 |
| Rod Cutters | 197 |
| Side Cutters | 295, 296, 297 |
| Tubing Cutters | 57, 143, 144, 145 |
| Cutting | |
| Grinders Cutting | 62 |
| Cutting Fluids | 110 |
| Cutting Lubricants | 640 |
| Cutting Pliers | 152, 265, 295 |
| D | |
| Dado Set | 103 |
| Dampproofing | |
| Concrete Dampproofing | 438 |
| Darbies | |
| Concrete Darbies | 424 |
| DBI/SALA | 306, 308, 312, 316 |
| All-Purpose Harnesses | 308 |
| Anchorage Connectors | 315 |
| Anchorage Plates | 314 |
| Cable Sleeves | 315 |
| Carabiner Hooks | 315 |
| Chain Lanyards | 311 |
| Construction Harnesses | 308 |
| Full Body Harnesses 306, 307, 309, 310 | |
| Galvanized Lanyards | 312 |
| Hi-Vis Vests | 310 |
| Portable Horizontal Lifelines | 313, 314 |
| Rescue/Retrieval Systems | 315 |
| Roof Anchors | 313, 314 |
| Rope Grabs | 313 |
| Safety Harnesses | 310 |
| Safety Lanyards | 310, 311 |
| Safety Lifelines | 313 |
| Self Retracting Lifelines | 312 |
| Shock Absorbing Lanyards | 310, 311 |
| Tie-Off Adapters | 315 |
| Trauma Safety Strap | 315 |
| Vest Harnesses | 308 |
| Wall-Form Lanyards | 312 |
| DC Pumps | 248 |
| D-Cell Flashlights | 477 |
| Dead Blow Hammers | 291 |
| Debris Netting | 450 |
| Deburring Tools | 146, 160 |
| Deck Screws | 606 |
| Deep Impact Sockets | 253 |
| Deep Sockets | 253, 257 |
| Degreasing/Cleaning Sprayers | 434 |
| Dehumidifiers | 407, 408, 673, 674 |
| Delineator Posts | 359 |
| Delta Consolidated Industries | |
| Band Saws | 102 |
| Carbide Tipped Blades | 103 |
| Contractors Saws | 101 |
| Dado Set | 103 |
| Dust Collectors | 102 |
| Hybrid Saws | 101 |
| Laser Drill Presses | 102 |
| Motor Saws | 101 |
| Professional Jointers | 102 |



| | |
|------------------------------------|---|
| Variable-Speed Bench Drill Presses | 101 |
| Variable-Speed Grinders | 102 |
| Variable-Speed Lathes | 102 |
| Vise Drill Presses | 102 |
| Demolition Hammer Bits | 114 |
| Demolition Hammers | |
| Electric Demolition Hammers | 74 |
| Depth Setter | |
| Drill Depth Setter | 39, 111 |
| Detection Tool Kits | 55 |
| Detectors | |
| Gas Detectors | 336, 337 |
| Multigas Detectors | 335 |
| Voltage Detectors | 195 |
| Detectors Laser | 453 |
| Dewalt | 19, 21, 22, 23, 24, 25, 26, 27, 28, 29, 30, 31, 32, 38, 39, 48, 121 |
| 14.4V Batteries | 30 |
| 18V | 27 |
| 18V Batteries | 29 |
| 4-Tool Kits | 21 |
| 5-Tool Kits | 20 |
| Abrasive Wheels | 47 |
| Angle Grinders | 42, 45 |
| Band Saws | 25, 46 |
| Battery Charger | 29 |
| Battery Chargers | 29, 30 |
| Bench Grinders | 45 |
| Carbide Bits | 114 |
| Carbide-Tipped Bits | 112 |
| Caulk Guns | 26 |
| Chisel Bits | 113 |
| Chisels Bits | 112 |
| Chop Saws | 46, 47 |
| Circular Saws | 33 |
| Circular Saw Blades | 121 |
| Circular Saws | 33 |
| Concrete Chisels | 113, 114 |
| Concrete Grinders | 43 |
| Cordless Combo Kits | 20, 21, 28, 32 |
| Cordless Concrete Vibrators | 26 |
| Cordless Drill/Drivers | 16, 23, 24, 30, 32 |
| Cordless Grinders | 20 |
| Cordless Impact Drivers | 18 |
| Cordless Jig Saws | 19 |
| Cordless Kits | 22 |
| Cordless Lasers | 454 |
| Cordless Screwdrivers | 25 |
| Cordless Shears | 26 |
| Cordless Thermometers | 32 |
| Cordless tool Flashlights | 22 |
| Core Bits | 114 |
| Demolition Hammer Bits | 114 |
| Drill Depth Setter | 39, 111 |
| Drill/Driver Kits | 16, 17 |
| Dry Cut Saws | 47 |
| Dust Extraction Vacuums | 97 |
| Dust Extractor Vacuums | 97 |
| Dust Extractor Vacuums | 97 |
| Dust Extractors | 40 |
| Electric Cut-Out Tools | 38 |

| | |
|------------------------------|--------------------|
| Electric Drills | 36, 37 |
| Electric Grinders | 42, 44, 45 |
| Electric Joiners | 36 |
| Electric Nibblers | 46 |
| Electric Polishers | 46 |
| Electric Routers | 35, 36 |
| Electric Sanders | 34, 35 |
| Electric Screwdrivers | 38 |
| Electric Shears | 46 |
| Fiberglass Ladders | 209 |
| Filter Vaccums | 98 |
| Filter Vacuums | 98 |
| Flexible Floodlights | 26 |
| Grinder Pads | 45 |
| Grinder Shroud Kit | 43 |
| Grinders Guards | 43 |
| Grinding Dust Shrouds | 44 |
| Hammer Bits | 112, 113 |
| Hammer Drills | 16, 40, 41 |
| Hammerdrill Kits | 16 |
| Impact Driver Kits | 17 |
| Impact Drivers | 18, 24 |
| Impact Wrenches | 17, 24, 31, 32, 38 |
| Jig Saws | 26, 33, 34 |
| Joist Drills | 37 |
| Lithium Ion Batteries | 22, 23, 29 |
| Masonry Bits | 110, 111, 112, 113 |
| Metal Cutting Blades | 121 |
| Miter Saw Stands | 34 |
| Miter Saws | 34 |
| Pack Batteries | 22, 23 |
| Pavement Breakers | 42 |
| Pneumatic Nailers | 35 |
| Reciprocating Saws | 25, 32, 33 |
| Right Angle Grinders | 43 |
| Rotary Hammer Bits | 111 |
| Rotary Hammer Dust Collector | 39, 111 |
| Rotary Hammers | 19, 25, 39, 40, 41 |
| Saw Kit | 31 |
| Saw Kits | 19 |
| SDS Dust Extraction Systems | 39, 40 |
| Steel Bits | 115 |
| Table Saw Stands | 36 |
| Tool Bags | 46 |
| Track Saws | 33 |
| Vehicle Chargers | 30 |
| Wet/Dry Vacuums | 27 |

| | |
|-------------------------|---------------|
| Diagonal Cutters | 297 |
| Diamond Blades | 420, 421, 422 |
| Diamond Discs | 422 |
| Diamond Products | 410 |
| Bit Adapters | 415 |
| Blades | 418 |
| Concrete Push Saws | 411 |
| Concrete Saws | 410, 411 |
| Core Bits | 416 |
| Core Drills Rigs | 409 |
| Cup Grinders | 418 |
| Drill Rigs | 409 |
| Dry Grinders | 417 |
| Dry Saw Blades | 415 |

| | |
|--------------------------------|--------------------|
| Extension Rods | 415 |
| Gas Powered Saws | 409 |
| High Speed Saw Blades | 417 |
| Hole Saws | 416 |
| Masonry Saw Blades | 417 |
| Masonry Saws | 410 |
| Pointing Saw Blades | 415 |
| Push Saws | 410 |
| Segmented Blades | 416 |
| Turbo Saw Blades | 415, 417 |
| Vacuum Pumps | 409 |
| Die Grinders | 63, 374, 375 |
| Die Heads | 150 |
| Dies | 202 |
| Bolt Dies | 151 |
| Carbon Steel Dies | 276 |
| Dies | 202 |
| Pipe Dies | 147, 150, 151, 152 |
| Punch Dies | 179 |
| Threading Machine Die Heads | 146 |
| Diggers | |
| Post Hole Diggers | 287, 294 |
| Sledge Hammers | 291 |
| Digging Bars | 294 |
| Digital Cameras | 57 |
| Digital Multimeters | 55 |
| Direct Drive Fans | 396, 670 |
| Disc Holders | 613 |
| Discs | 612 |
| Diamond Discs | 422 |
| Fiber Discs | 612 |
| Flap Discs | 616, 617, 618 |
| Grindinc Discs | 612 |
| Grinding Discs | 610 |
| Hook & Loop Discs | 613 |
| Discs Guards | 63 |
| Dispensers | |
| Cable Dispensers | 197 |
| Conduit Dispensers | 191 |
| Tape Measures | 191 |
| Wire Dispensers | 196 |
| Dispensing | |
| Tools Dispensing | 571 |
| Dispensing Tool Cleaner | 637 |
| Dispensing Tools | 571, 572, 637, 638 |
| Disposable Earplugs | 344, 345 |
| Disposable Gloves | 348 |
| Disposable Tyvek Suits | 358 |
| Distance Lasers | 56 |
| Dixon | |
| Couplings | 391 |
| Docking Stations | |
| Gas Detector Docking Stations | 335 |
| Dollies | |
| Appliance Dollies | 235 |
| Standard Duty Dollies | 235 |
| Doors Protection | 447 |
| Double End Drills | 127 |
| Double Face Hammers | 282 |
| Double-Cut Shears | 88, 89 |
| Dovetail Jigs | 105 |
| Drain Cleaners | 157, 158, 159, 160 |



| | | |
|--|---------------------------------------|----|
| Drain Spades | 293 | |
| Draw Studs | 177 | |
| Drawers | | |
| Vehicle Drawers | 247 | |
| Dri-Eaz | | |
| Dehumidifiers | 407, 408, 673, 674 | |
| Drift Pins | 305 | |
| Drill Attachments | 83 | |
| Drill Bits | 183 | |
| Drill Chucks | 134 | |
| Drill Depth Setter | 39, 111 | |
| Drill Driven Knockout sets | 200 | |
| Drill Kits | | |
| Hammer Drill Kits | 48 | |
| Drill Presses | | |
| Electromagnetic Drill Presses | 65 | |
| Laser Drill Presses | 102 | |
| Variable-Speed Bench Drill Presses | 101 | |
| Vise Drill Presses | 102 | |
| Drill Rigs | 409 | |
| Drill/Driver Kits | 16, 17, 48, 54 | |
| Drill/Drivers | | |
| Cordless Drill/Drivers | 16, 23, 24, 30, 32, 48, 67 | |
| Drills | | |
| Air Drills | 374 | |
| Combination Drills | 128 | |
| Double End Drills | 127 | |
| Electric Drills | 36, 37, 59, 60, 61, 64, 68, 73, | 74 |
| Electric Grinders | 63 | |
| Electromagnetic Drills | 65 | |
| Extra Length Drills | 125 | |
| Hammer Drills | 16, 40, 41 | |
| Jobber Drills | 124, 126, 127, 128 | |
| Joist Drills | 37 | |
| Magnetic Drills | 94, 95 | |
| Pilot Drills | 121 | |
| Pneumatic Drills | 379 | |
| Reduced Shank Drills | 126 | |
| Right Angle Drills | 60, 61 | |
| Screw Machine Length Drills | 125 | |
| Drills/Hammers | | |
| Combi Drills/Hammers | 377 | |
| Drinks | | |
| Electrolyte Drinks | 362, 668, 669 | |
| Water Coolers Drinks | 361, 362, 669 | |
| Drinks Electrolyte | 362, 668 | |
| Drive Extensions | 66, 255, 256, 257 | |
| Drive Pin Anchors | 572 | |
| Drive Pins | 594, 596, 597 | |
| Drive Punches | 177 | |
| Drive Ratchets | 257, 259 | |
| Driver | | |
| Cordless Combo Kits | 72 | |
| Driver Gloves | 347 | |
| Driver Kits | | |
| Drill Driver Kits | 48 | |
| Driver Punches | 176 | |
| Drivers | | |
| Ground Rod Drivers | 382 | |
| Hydraulic Drivers | 176, 178, 179 | |

| | |
|--------------------------------------|------------------------|
| Impact Drivers | 18, 24, 48, 53, 54, 67 |
| Knockout Punch Drivers | 199 |
| Nut Drivers | 301 |
| Drives | |
| Power Drives | 148 |
| Drop-In Anchors | 558, 564, 565 |
| Stainless Steel Dropin | 568 |
| Drop-In Setting Tools | 565 |
| Dry Cut Saws | 47 |
| Dry Grinders | 417 |
| Dry Saw Blades | 415 |
| Drybrow Sweatbands | 339 |
| Drywall Access Doors | 653 |
| Drywall Bench | 232 |
| Drywall Carts | 231 |
| Drywall Hammers | 426 |
| Drywall Lift | 232 |
| Drywall Mixers | 427 |
| Drywall T-Squares | 458 |
| Dual Wheel Wheelbarrows | 222 |
| Duct Protection | 173 |
| Ducting Blowers | 403 |
| Ducts | |
| Ventilation Ducts | 403 |
| Dura-Skrim | 444 |
| Dust Barrier Systems | 449 |
| Dust Barriers Systems | 448, 449 |
| Dust Collector | |
| Rotary Hammer Dust Collector | 39, 111 |
| Dust Collectors | 102 |
| Dust Extraction Vacuums | 97 |
| Dust Extractors | 40 |
| Dust Pans | 658 |
| Dust Shrouds | |
| Grinding Dust Shrouds | 44 |
| Dustless Technologies | |
| Canister Vacuums | 99 |
| E | |
| Eagle Enclosures | |
| Debris Netting | 450 |
| Fence Netting | 450 |
| Scaffold Netting | 449 |
| Sound Curtains | 451 |
| Structural Shrink Wrap | 451 |
| Eagle Manufacturing Co. | |
| Safety Cans | 251, 364 |
| Storage Cabinets | 251 |
| Earmuffs | |
| Safety Earmuffs | 345 |
| Earplugs | |
| Disposable Earplugs | 344, 345 |
| Reusable Earplugs | 344 |
| Edge Eyewear (Wolf Peak) | |
| Copper Lens Glasses | 343 |
| Cord Accessories | 344 |
| Mirror Lens Glasses | 343 |
| Safety Glasses | 343, 344 |
| Smoke Lens Glasses | 343 |
| Edgers | |
| Concrete Edgers | 424, 425 |
| Elastomeric Sealants | 625 |

| | |
|--|------------------------------------|
| Electric Blowers | 403 |
| Electric Breaker Hammers | 74, 81 |
| Electric Combo Hammers | 81 |
| Electric Cut-Out Tools | 38 |
| Electric Demolition Hammers | 74 |
| Electric Drills | 36, 37, 59, 60, 61, 64, 68, 73, 74 |
| Electric Engravers | 88 |
| Electric Files | 63 |
| Electric Gliders | 192 |
| Electric Grinders | 42, 44, 45, 63, 75, 76, 81, 91 |
| Electric Hammer Drills | 60, 80 |
| Electric Heaters | 398, 399, 403 |
| Electric Hole Cutters | 152 |
| Electric Joiners | 36 |
| Electric Nibbler Attachment | 90 |
| Electric Nibblers | 46, 65, 82 |
| Electric Planers | 77 |
| Electric Polishers | 46, 63, 64 |
| Electric Rotary Hammers | 74, 81 |
| Electric Routers | 35, 36, 82 |
| Electric Sanders | 34, 35, 76 |
| Electric Saws | 88 |
| Electric Screwdrivers | 38, 61 |
| Electric Shears | 46, 65, 77, 82, 89 |
| Electric Tappers | 80 |
| Electric Winch | 238 |
| Electrical Channels | 508 |
| Electrical Cords | 478 |
| Electrical Pliers | 266 |
| Electrical Tape | 645 |
| Electrical Wire | 481 |
| Electrician Hammers | 281 |
| Electrician Snips | 303 |
| Electrode Bags | 303 |
| Electrolyte Drinks | 362, 668, 669 |
| Electromagnetic Drill Presses | 65 |
| Electromagnetic Drills | 65 |
| Electronic Cleaners | 640 |
| Electronic Levels | 456 |
| Electrotape | 644, 645, 646 |
| Carton Sealing Tape | 646 |
| Electrical Tape | 645 |
| Elmdor | |
| Drywall Access Doors | 653 |
| Fire Rated Access Doors | 653 |
| Roof Access Hatch | 654 |
| Embedment Pins | 597 |
| Empire Level | 364, 457 |
| Barricade Tapes | 364 |
| Combination Squares | 458 |
| Drywall T-Squares | 458 |
| Flagging Tapes | 364 |
| Framing Squares | 458 |
| I-Beam Levels | 457 |
| Magnetic Levels | 457 |
| Magnetic Protractors | 457 |
| Masonry Levels | 457 |
| Plumb Bobs | 456 |
| Professional Squares | 458 |
| Torpedo Levels | 457 |



| | |
|--|--------------------|
| Try Squares | 458 |
| End Caps | 492, 507, 509 |
| End Connectors | 507 |
| End-Cutting Pliers | 295 |
| Endless Slings | 224 |
| Enerco (Heatstar) | 400, 664 |
| Convection | 401, 662 |
| Kerosene | 401, 664 |
| Propane | 400, 663 |
| Tank-top Propane | 399, 662 |
| Enerpac | 176, 178, 179, 198 |
| Engravers | |
| Electric Engravers | 88 |
| Engraving Pens | 375 |
| Epoxy | |
| Nuplabond Epoxy | 294 |
| Epoxy Adhesives | 560, 561, 571 |
| Epoxy Cartridges | 551 |
| Erection Wrench Holders | 303 |
| Erection Wrenches | 301 |
| Ergonomic Scales | 380 |
| Erico/Caddy/Cadweld 207, 208, 513, 533, 534 | |
| Beam Clamps | 512, 513 |
| Box Brackets | 532 |
| Box Hangers | 532 |
| Cable Cleaning Brushes | 207, 208 |
| Cable Connecting Molds | 204, 205, 206, 207 |
| Cable/Conduit Supports | 533 |
| Conduit Clips | 530, 532 |
| Conduit Hangers | 534 |
| Conduit Supports | 533 |
| Flange Clips | 532 |
| Flint Ignitors | 207 |
| Ground Rod Cables | 205 |
| Grounding Weld Metals | 207 |
| Handle Clamps | 207 |
| Horizontal Conductors | 204 |
| Horizontal Splices | 205 |
| Light Fixture Clips | 532 |
| Light Fixture Hangers | 534 |
| Mold Cleaning Brushes | 208 |
| Mold Sealers | 207 |
| Nuts | 514 |
| Pipe Sleeve Positioners | 533 |
| Pipe Supports | 534, 535 |
| Protection Plates | 533 |
| Purlin Clips | 532 |
| Rod and Wire Hangers | 534 |
| Rod Hangers | 533 |
| Strap Hanger Clips | 534 |
| Strut Clamps | 530 |
| Strut Nuts | 513 |
| Tee Cables | 204 |
| Wire Hangers | 534 |
| X Cables | 204 |
| Erin Rope Corporation | |
| Conduit Measuring Tapes | 208, 656 |
| Manila Rope | 208, 657 |
| Mason Twine | 208, 657 |
| Polypropylene Rope | 656 |

| | |
|--------------------------------------|--------------------|
| Pulling Rope | 208, 657 |
| Pulling Tapes | 208, 657 |
| Erosion Control Fences | 434 |
| Evaporative Coolers | 406, 671 |
| Expansion Tool Kits | 54 |
| Expansion Tools | 50 |
| Explosion Proof Heaters | 399 |
| Extendable Levels | 456 |
| Extension Cord Adapters | 480 |
| Extension Cords | 478, 479, 480 |
| Extension Ladders | 210, 211 |
| Extension Lanyards | 328 |
| Extension Legs | |
| Drywall Bench | 232 |
| Extension Poles | 594, 599 |
| Extension Rods | 415 |
| Extension Shafts | 423 |
| Extensions | 232 |
| Bit Extensions | 130 |
| Drive Extensions | 66, 255, 256, 257 |
| Extensions | 232 |
| Impact Extensions | 258, 260 |
| Ratchet Extensions | 260 |
| Shank Extensions | 123 |
| Socket Extensions | 129 |
| Wood Bit Extensions | 129 |
| Extinguishers | |
| Fire Extinguishers | 365 |
| Extra Length Drills | 125 |
| Extractors | |
| Dust Extractors | 40 |
| Pipe Extractors | 142 |
| Screw Extractors | 153, 265, 276 |
| Eye Lag Self Drilling | 585 |
| Eyeglass Cases | 342 |
| Eyeglass Hang Cords | 342 |
| Eyewash Bottle | 363 |
| Eyewash Cups | 361 |
| Eyewash Station | 363 |
| EZ Roll, Inc. | |
| Caster Sets | 243 |
| F | |
| Fabric Gloves | 348 |
| Faceshield Brackets | 338 |
| Faceshield Windows | 341 |
| Faceshields | |
| General Purpose Faceshields | 337, 338 |
| Fall Protection Kit | 318, 319, 327, 332 |
| Fall Protection Kits | 319 |
| Fall Rescue Device | 326 |
| Fall Rescue Kits | 325 |
| Fanaco Fasteners | |
| Brad Nails | 592 |
| Fine Wire Staples | 593 |
| Finish Nails | 592 |
| Galvanized Nails | 593 |
| Gun Nails | 593 |
| Medium Crown Staples | 593 |
| Positive Placement Nails | 593 |
| Roofing Nails | 592 |
| Siding Nails | 593 |

| | |
|--|--------------------|
| Fans | |
| Direct Drive Fans | 396, 670 |
| Floor Fans | 397, 671 |
| Misting Fans | 406, 672 |
| Portable Fans | 397, 398, 669, 670 |
| Fasteners | |
| Fuel Cartridges | 594, 595 |
| Gas Fasteners | 593, 594 |
| Powder Fasteners | 595, 596 |
| Semi Automatic Fasteners | 599 |
| Fasteners Telespar | 650 |
| Fastening Tools | 595 |
| Feeders | |
| Cable Feeders | 190 |
| Feeding Sheaves | 191 |
| Fein Power Tools, Inc. | |
| Cleanup Kits | 84 |
| Filter Kits | 84 |
| Multimaster Carbide Rasps | 85 |
| Multimaster Diamond Blades | 84 |
| Multimaster E-Cut Blades | 84 |
| Multimaster Sanding Disc Sets | 86 |
| Multimaster Sanding Pads | 86 |
| Multimaster Sanding Sets | 86, 87 |
| Multimaster Sanding Sheets | 85, 86 |
| Multimaster Saw Blades | 84, 85 |
| Multimaster Cutting Blades | 84 |
| Multimaster Floor Kits | 86 |
| Multimaster Sawing Kits | 86 |
| Multimaster Scraper Blades | 85 |
| Multimaster Sets | 83 |
| Multimaster Wood Kits | 86 |
| Vacuums | 98 |
| Wet/Dry Vacuums | 83, 84 |
| Felt Tip Markers | 467 |
| Fence Netting | 450 |
| Fences | |
| Erosion Control Fences | 434 |
| Fencing | |
| Safety Fencing | 434 |
| Fender Washers | 550 |
| Ferrules | |
| Grounding Ferrules | 233, 537 |
| Fiber Cement Shears | 136 |
| Fiber Discs | 612 |
| Fiberglass Hammers | 281 |
| Fiberglass Ladders | 209 |
| Fiberglass Measuring Tape | 462 |
| Fiberglass Repair Kit | 188 |
| File Handles | 275 |
| Files | |
| Electric Files | 63 |
| Flat Files | 274 |
| Half Round Files | 275 |
| Knife Files | 275 |
| Machinist's Files | 275 |
| Mill Files | 275 |
| Round Files | 275 |
| Special Files | 274 |
| Square Files | 275 |
| Three Square Files | 275 |
| Fillrite | 249, 250 |



| | |
|--|---------------|
| DC Pumps | 248 |
| Hand Pumps | 248 |
| Filter Bags | |
| Vacuum Filter Bags | 98, 99, 100 |
| Filter Kits | 84 |
| Filters | |
| Air Filters | 395 |
| Oil Filters | 395 |
| Fine Wire Staples | 593 |
| Finish Nailers | 587, 588 |
| Finish Nails | 589, 592 |
| Finish Saws | 305 |
| Finishing Trowels | 428 |
| Fire Barrier Cast-In Devices | 632 |
| Fire Barrier Caulks | 630 |
| Fire Barrier Collars | 631 |
| Fire Barrier Mortars | 626, 630 |
| Fire Barrier Pillows | 631 |
| Fire Barrier Putty Pads | 631 |
| Fire Barrier Sheets | 627, 631 |
| Fire Barrier Sprays | 626, 630 |
| Fire Barrier Wraps | 631 |
| Fire Extinguishers | 365 |
| Fire Rated Access Doors | 653 |
| Fire Swatters | 294 |
| Firestop | |
| Collar Firestop | 626 |
| Firestop Grommets | 628 |
| Firestop Pillows | 627 |
| Firestop Putties | 625 |
| Firestop Sealants | 625 |
| Firestop Systems | |
| Cable Firestop Systems | 628 |
| Sleeve Firestop Systems | 627 |
| Firestop Warning Signs | 629 |
| Fish Lines | 189 |
| Fish Poles | 188 |
| Fish Stix | 188 |
| Fish Tapes | 188 |
| Fishing Systems | |
| Power Fishing Systems | 189 |
| Fittings | |
| Angle Fittings . 496, 497, 498, 509, 510 | |
| Channel Fittings | 510 |
| Flat Plate Fittings ... 492, 494, 495, 496 | |
| Gasketed Fittings | 497 |
| Hinge Fittings | 504 |
| Seismic Fittings | 504 |
| Seismic Fittings | 504 |
| U Shape Fittings | 498, 499 |
| Wing Shape Fittings | 499, 500 |
| Z Shape Fittings | 498 |
| Flagging | |
| Safety Flagging | 359 |
| Flagging Tapes | 364 |
| Flags | |
| Warning Flags | 359 |
| Flange Clips | 532 |
| Flange Pins | 172 |
| Flap Discs | 616, 617, 618 |
| Flap Wheels | 613 |
| Flaring Tools | 153 |

| | |
|--|----------|
| Soft Material Flaring Tools | 153 |
| Flashlight Clamps | 475 |
| Flashlights | 478 |
| Bulbs Flashlights | 478 |
| Cordless Tool Flashlights | 71 |
| Cordless tool Flashlights | 22 |
| D-Cell Flashlights | 477 |
| Flashlights | 478 |
| Head Lanterns | 475 |
| Headlight Flashlights | 477 |
| Industrial Flashlights | 476 |
| LED Flashlights | 475 |
| LED Flashlight Industrial Clamp | |
| Flashlight | 477 |
| Metal Flashlights | 476 |
| Mini Flashlights | 478 |
| Pen Light Flashlights | 474 |
| Safety Flashlights | 474, 475 |
| Flat Chisels | 108, 109 |
| Flat Files | 274 |
| Flat Plate Fittings 492, 494, 495, 496 | |
| Flat Saws | 413, 414 |
| Flat Washers | 550 |
| Flex Handles | 257, 259 |
| Flex Head Ratchets | 257 |
| Flexible Floodlights | 26 |
| Flint Ignitors | 207 |
| Floats | |
| Bull Floats | 425 |
| Magnesium Floats | 425 |
| Rubber Floats | 425 |
| Floodlights | 470 |
| Flexible Floodlights | 26 |
| Floor Brooms | 658, 659 |
| Floor Fans | 397, 671 |
| Floor Lights | 473 |
| Floor Protection | 445, 446 |
| Floor Scrapers | 427 |
| Floor Squeegees/Scrapers | 659 |
| Floor Sweeping Compounds | 660 |
| Fluids | |
| Cutting Fluids | 110 |
| Metal Cutting Fluids | 110 |
| Flush Cut Blades | 115 |
| Foam Filter Oil | 423 |
| Foam Sealants | 636, 637 |
| Foams | |
| Insulating Foams | 635, 642 |
| Folding Ladders | 214 |
| Folding Rules | 152, 462 |
| Folding Screwdrivers | 279 |
| Fomo Products Inc. | 636 |
| Dispensing Tool Cleaner | 637 |
| Dispensing tools | 637, 638 |
| Foam Sealants | 636, 637 |
| Sealants | 637 |
| Spray Foam | 636, 637 |
| Foot Switches | 190 |
| Forced Air | |
| Kerosene Forced Air | 402, 665 |
| Fork Meters | 55 |
| Forks | |

| | |
|--|--------------------|
| Concrete Rakes | 287 |
| Forms | |
| Concrete Forms | 432 |
| Fractional Sockets ... 254, 255, 256, 259 | |
| Frames | |
| Roller Frames | 647, 659 |
| Framing Hammers | 280, 281 |
| Framing Nails | 586, 588, 589, 590 |
| Framing Squares | 458 |
| Framing Staplers | 591 |
| Freeze Tools | |
| Pipe Freeze Tools | 154 |
| Fresno Trowels | 429 |
| Fuel Cartridges | 594, 595 |
| Fuel Cell | 592 |
| Fuel Cells | 590 |
| Fuel Packs | 594 |
| Fuel Powered Nailers | 586, 587 |
| Fuel Powered Staplers | 591 |
| Full Body Harnesses 306, 307, 309, 310, 316, 317, 318, 319, 326, 327 | |
| Full Face Respirators | 346 |
| G | |
| Galvanized Lanyards | 312 |
| Galvanized Nails | 593 |
| Galvanized Wire Cables | 232, 537 |
| Gas Compactors | 429 |
| Gas Detector Docking Stations | 335 |
| Gas Detectors | 336, 337 |
| Gas Fasteners | 593, 594 |
| Gas Powered Saws | 75, 409 |
| Gas Rammers | 429 |
| Gas Trowels | 429 |
| Gasoline Compressors | 393 |
| Gasoline Generators | 393, 394, 395 |
| Gasketed Fittings | 497 |
| Geared Threader Shafts | 147 |
| Geared Threaders | 147 |
| Gearwrench (See Apex Tool Group) | |
| Generac Power Systems, Inc. | |
| Air Filters | 395 |
| Gasoline Compressors | 393 |
| Gasoline Generators | 393, 394 |
| Oil Filters | 395 |
| Pressure Washers | 395 |
| Propane Generators | 395 |
| General Purpose Faceshields . 337, 338 | |
| Generator Accessories | 393 |
| Generator Cord Adapters | 480 |
| Generators | |
| Gasoline Generators | 393, 394, 395 |
| Portable Generators | 392, 393 |
| Propane Generators | 395 |
| Genie Industries | |
| Aerial Work Platforms | 216 |
| Contractor Lifts | 215 |
| Material Lifts | 215, 216 |
| Scissor Lifts | 217 |
| GFCI Adaptors | 480 |
| GFCI Cords | 480 |
| Gilmour | |



| | | |
|--|--|--|
| Nozzles Accessories 655 | Clamp-On Meters195 | Stud Punches180 |
| Washers Accessories 654 | Conduit Benders185, 186, 187 | Support Rollers186 |
| Glasses | Conduit Cutters199 | Tape Measures191 |
| Copper Lens Glasses 343 | Conduit Dispensers191 | Tube Benders184 |
| Eyeglass Cases 342 | Conduit Pistons189 | Utility Carts197 |
| Eyeglass Hang Cords 342 | Countersink Bits180 | Voltage Detectors195 |
| Mirror Lens Glasses 343 | Crimp-On Cable Pulling198 | Water384 |
| Safety Glasses 340, 341, 342, 343, 344 | Draw Studs177 | Wire Caddies196 |
| Smoke Lens Glasses 343 | Drill Bits183 | Wire Carts197 |
| Gliders | Drive Punches177 | Wire Dispensers196 |
| Concrete Gliders 426 | Driver Punches176 | Wire Strippers175 |
| Electric Gliders 192 | Electric Gliders192 | Wood Boring Bits182 |
| Gloves | Feeding Sheaves191 | Wrench Knockouts177 |
| Coated Gloves 350, 667 | Fiberglass Repair Kit188 | Grinder |
| Cotton Gloves 348 | Fish Lines189 | Concrete Grinder94 |
| Disposable Gloves 348 | Fish Poles188 | Grinder Mandrels620 |
| Driver Gloves 347 | Fish Stix188 | Grinder Pads45 |
| Fabric Gloves 348 | Fish Tapes188 | Grinder Shroud Kit43 |
| Leather Gloves 347, 348 | Foot Switches190 | Grinders |
| Nitrile Gloves 349, 352, 353 | Hand Benders184 | Angle Grinders ..42, 45, 62, 63, 69, 75, 375 |
| Plastic Gloves 349 | Handy Caddies196 | Bench Grinders45 |
| Rubber Gloves 349 | Heater Benders187 | Concrete Grinders43 |
| Thermostat Gloves 348 | Heating Blankets187 | Corded Grinders62 |
| Work Gloves 351, 352 | Hole Cutters183 | Cordless Grinders20, 50 |
| Goggles | Hole Saws183 | Cup Grinders418 |
| Safety Goggles 341, 342 | Hook-Type Sheaves190 | Die Grinders63, 374, 375 |
| GoJo Industries | Hydraulic384, 385 | Dry Grinders417 |
| Hand Cleaner 644 | Hydraulic Drive Punches175 | Electric Grinders 42, 44, 45, 63, 75, 76, 81, 91 |
| Hand Soaps 644 | Hydraulic Drivers176, 178, 179 | Grinders Cutting62 |
| Golo | Hydraulic Oils198 | Right Angle Grinders43 |
| Electric Winch 238 | Hydraulic Pumps176, 178, 179, 198 | Variable-Speed Grinders102 |
| Grabs | Hydraulic Punches178 | Grinders Cutting62 |
| Rope Grabs 313, 323 | Impact Bits183 | Grinders Guards43 |
| Grain Scoops 290 | Keyhole Saws184 | Grinding Discs612 |
| Grasshopper Carts 168, 236 | Keyway Punches180 | Grinding Discs610 |
| Grating | Knockout Punch Drivers199 | Grinding Dust Shrouds44 |
| Interlock Grating511 | Knockout Punches176, 178 | Grinding Wheels613, 614, 615 |
| Grease Guns | Laser Levels175 | Gripple535, 536, 537 |
| Cordless Grease Guns 51 | Manual Multimeters195 | Grips |
| Grease Pencils 468 | Mechanical Benders184, 185 | Pulling Grips183, 192 |
| Greenlee Textron Inc. 195, 196, 382, 383, 385 | Mild Steel Punches176 | Wire Rope Grips230 |
| 2-Speed Tuggers 198 | Offset Benders184 | Grommets |
| Adapter Sheaves 190 | Oiltight Punches180 | Firestop Grommets628 |
| Aluminum Hacksaws 175 | Poly Ropes189 | Groovers |
| Angle Protractors 187 | Power Bits182 | Concrete Groovers426 |
| Auger Bits 183 | Power Fishing Systems189 | Roll Groovers151 |
| Battery-Powered Cable Cutters 192 | Pulling Grips183, 192 | Walking Groovers426 |
| Battery-Powered Crimpers 194 | Punch Dies179 | Ground Rod Cables205 |
| Bending Shoe 186 | PVC Cutters175 | Ground Rod Chisels109 |
| Bending Shoe Groups 185, 186 | PVC Heater/Benders187 | Ground Rod Drivers382 |
| Bending Tables 186 | PVC Plugs188 | Grounding Ferrules233, 537 |
| Bubble Levels 175 | Ram and Hand Pumps176 | Grounding Weld Metals207 |
| Cable Benders 194 | Ratchet Wrenches177 | Grount443 |
| Cable Crimpers 194 | Reel Spindles197 | Grout Removal88 |
| Cable Cutters 193, 194 | Reel Stands197 | Grout Removal88 |
| Cable Dispensers 197 | Rod Cutters197 | Guardian Fall Protection328, 330 |
| Cable Feeders 190 | Rope Clevis192 | Anchor Strap330 |
| Cable Pullers 190 | Rope Stands191 | Beam Anchors331 |
| Cable Pulling Lubricants 191 | Stainless Steel Punches177 | Concrete Grip Anchor331 |
| Cable Strippers 194, 195 | Step Bits180, 182 | Extension Lanyards328 |
| Chain Saws 384 | Storage Cabinets196 | |
| | Storage Racks197 | |



| | |
|------------------------------------|--------------------|
| Fall Protection Kit | 327, 332 |
| Full Body Harnesses | 326, 327 |
| Lanyards | 327 |
| Nylon Lanyards | 327 |
| Rescue Ladders | 332 |
| Retractable Cable | 328 |
| Retractable Lifelines | 328, 329, 331 |
| Retrieval Kit Rescue | 331 |
| Roof Anchors | 329, 330, 331 |
| Roof Guardrail | 333 |
| Roof Guardrails | 332, 333, 334 |
| Rope Lifeline | 329 |
| Stabilizer Ladders | 211, 332 |
| Stair Guardrails | 333 |
| Tie Back Lanyards | 327 |
| Tool Lanyard | 332 |
| Work Platforms | 334 |
| Guardrails | |
| Roof Guardrails | 332, 333, 334, 335 |
| Stair Guardrails | 333 |
| Guards | |
| Discs Guards | 63 |
| Grinders Guards | 43 |
| Lighting Guards | 473 |
| Guide | |
| Magnetic Screw Guide | 130 |
| Gun Nails | 593 |
| Guns | |
| Blow Guns | 390 |
| Caulk Guns | 26, 50, 635 |
| Heat Guns | 57, 65, 66, 82 |
| Soldering Guns | 154 |
| Staple Guns | 284 |
| H | |
| Hack Saws | 93 |
| Half Mask Respirators | 346 |
| Half Round Files | 275 |
| Hammer Bits | 112, 113 |
| Hammer Drill Kits | 48 |
| Hammer Drills | 16, 40, 41 |
| Cordless Hammer Drills | 68 |
| Electric Hammer Drills | 60, 80 |
| Hammer Holders | 371 |
| Hammer Tackers | 284 |
| Hammerdrill Bits | 108 |
| Hammerdrill Kits | 16 |
| Hammerdrills | |
| Cordless Hammerdrills | 52 |
| Hammers | |
| Air Hammers | 374 |
| Ball Pein Hammers | 291, 292 |
| Brass Hammers | 292 |
| Bricklaying Hammers | 282 |
| Chipping Hammers | 378 |
| Construction Hammers | 282 |
| Cross Pein Hammers | 292 |
| Dead Blow Hammers | 291 |
| Double Face Hammers | 282 |
| Drywall Hammers | 426 |
| Electrician Hammers | 281 |
| Fiberglass Hammers | 281 |

| | |
|--|---------------|
| Framing Hammers | 280, 281 |
| Rip Hammers | 280, 281 |
| Rotary Hammers 19, 25, 39, 40, 41, 52, 62, 94 | |
| Sledge Hammers | 291, 292 |
| Steel Hammers | 281 |
| Titanium Hammers | 281 |
| Hammer-Screw Anchors | 573 |
| Hand Benders | 184 |
| Hand Cleaner | 644 |
| Hand Cleaner | 644 |
| Hand Lamps | 482 |
| Hand Pads | 612 |
| Hand Pipe | 142 |
| Hand Pumps | 248 |
| Hand Sanitizer | 363 |
| Hand Sanitizer | 363 |
| Hand Soaps | 644 |
| Hand Tools | 252, 253, 255 |
| Hand Trucks | |
| Industrial Hand Trucks | 235 |
| Hand Wipes | 643 |
| Handle | |
| Sliding T Handles | 259 |
| Handle Clamps | 207 |
| Handles | |
| Aluminum Handles | 426 |
| Broom Handles | 659 |
| File Handles | 275 |
| Flex Handles | 257, 259 |
| Hinge Handles | 256 |
| Pole Sander Handles | 426 |
| Replacement Handles | 294 |
| Round Point Shovels | 293 |
| Speeder Handles | 255, 256, 257 |
| Square Point Shovels | 293 |
| Trowel Handles | 426 |
| Wood Handles | 426 |
| Handy Caddies | 196 |
| Hanger Bolts | 548 |
| Hanger Connectors | 507 |
| Hangers | |
| Box Hangers | 532 |
| Clevis Hangers | 511 |
| Conduit Hangers | 534 |
| Light Fixture Hangers | 534 |
| Rod and Wire Hangers | 534 |
| Rod Hangers | 533, 570 |
| Swivel Hangers | 508 |
| Truss Hangers | 604 |
| Wire Hangers | 534 |
| Hard Hat Racks | 340 |
| Hard Hat Sweatbands | 339 |
| Hard Hats | 337 |
| Hardener | |
| Concrete Hardener | 435 |
| Harness | |
| Fall Protection Kit | 318 |
| Harness Accessories | 318 |
| Trauma Safety Strap | 325 |
| Harness Connection Points | 317 |
| Harness Identification Kits | 317 |

| | |
|---|----------------|
| Harnesses | |
| All-Purpose Harnesses | 308 |
| Construction Harnesses | 308 |
| Full Body Harnesses 306, 307, 309, 310, 316, 317, 318, 319, 326, 327 | |
| Safety Harnesses | 310, 321 |
| Vest Harnesses | 308 |
| Hatch | |
| Roof Access Hatch | 654 |
| Hats | |
| Hard Hats | 337 |
| Safety Hats | 339 |
| Hawks | |
| Aluminum Hawks | 426 |
| Head Lanterns | 475 |
| Head Shears | 89, 90 |
| Headgears | |
| Safety Headgears | 341 |
| Headlight Flashlights | 477 |
| Headlights | |
| Multi-Use Headlights | 477 |
| Heads | |
| Die Heads | 150 |
| Vibrator Heads | 430 |
| Headsets Radios | 363 |
| Hearing Bands | 345 |
| Heat Guns | 57, 65, 66, 82 |
| Heater Benders | 187 |
| Heaters | |
| Electric Heaters | 398, 399, 403 |
| Explosion Proof Heaters | 399 |
| Milkhouse Heaters | 398, 661 |
| Portable Heaters | 399, 662 |
| PVC Heaters | 199 |
| Radiant Heaters | 398, 662 |
| Heaters/Benders | |
| PVC Heater/Benders | 187 |
| Heating Blankets | 187, 200 |
| Heatstar (See Enerco) | |
| Heavy Duty Degreasers | 643 |
| Heavy Duty Shears | 135 |
| Heavy Moving Rollers | 234 |
| Helly Hansen | 356, 357 |
| Bibs Rain Gear | 358 |
| Jackets Clothing | 357 |
| Jackets Rain Gear | 358 |
| Hepa Vacuums | 98 |
| Hex Bit Holders | 134 |
| Hex Bits | 132, 133 |
| Hex Bolts | 548 |
| Hex Drive Nutsetters | 134 |
| Hex Driver Sets | 253 |
| Hex Insert Bits | 132, 133 |
| Hex Keys | 278, 279, 280 |
| Hex Nuts | 494, 549 |
| Hex Sockets | 253, 254 |
| Hex Wrench | 138 |
| High Speed Saw Blades | 417 |
| High Speed Steel Taps | 277 |
| High Test Chains | 232 |
| High-Capacity Chests | 239 |
| Hilman, Inc. | |



| | | |
|---|--|---|
| Heavy Moving Rollers 234 | Hearing Bands 345 | Industrial Thermo Polymers |
| Rigger Kits 234 | Reusable Earplugs 344 | Backer Rod 433 |
| Skates Moving Systems 234 | Safety Earmuffs 345 | Industrial Tilt Truck 236 |
| Toe Jacks 234 | Husqvarna 412, 414, 415 | Industrial-Duty Adapters 482 |
| Hinge Fittings 504 | 2-Stroke Engine Oil 423 | Industrial-Duty Outlet Box 482 |
| Hinge Handles 256 | Abrasive Blades 418, 419 | Industrial-Duty Sockets 482 |
| Hinged Cutters 162 | Blades 413 | Inhibitors |
| Hi-Vis Vests 310 | Concrete Cutting Saws 413 | Corrosion Inhibitors 639 |
| Hi-Viz Jackets 355 | Concrete Saws 412, 414 | In-Line Lubricators 391 |
| Hoes | Core Bits 422 | Inner/Outer Reamers 146 |
| Mortar Hoes 287 | Cup Wheels 418 | Insecticides 641 |
| Hoists | Cutoff Saws 411, 413 | Inserts |
| Chain Hoists 226, 227 | Diamond Blades 420, 421, 422 | Concrete Inserts 508, 509 |
| Lever Cable Hoists 231 | Diamond Discs 422 | Inspection Cameras 155, 156 |
| Lever Hoists 226, 227 | Extension Shafts 423 | Inspection Mirrors 264 |
| Hold Downs | Flat Saws 413, 414 | Installation Tools Telespar and Traffic |
| Pipe Hold Downs 170 | Foam Filter Oil 423 | 651 |
| Holders | Porta Saws 414 | Installer Bits 130 |
| Bull Pin Holders 303 | Saw Blades 412 | Insulating Foams 635, 642 |
| Cell Phone Holders 370, 371 | Shaft Adapters 423 | Interchangeable Bit Screwdrivers 129 |
| Cone Holders 359 | Tile Blades 421 | Interlock Grating 511 |
| Crayon Holders 466 | Tuckpoint Blades 419 | Internal Wrenches 139 |
| Disc Holders 613 | Wet Cutting Kits 413 | Intumescent Sealants 625 |
| Erection Wrench Holders 303 | Hybrid Saws 101 | Inverted Aerosol Markers 465, 639 |
| Hammer Holders 371 | Hydraulic 384, 385 | Irrigation Shovels 288 |
| Hex Bit Holders 134 | Hydraulic Crimpers 201 | Irwin Industrial Tools 267, 268 |
| Tape Rule Holders 371 | Hydraulic Cutters 202 | Aviation Snips 269 |
| Tool Holders 303, 371 | Hydraulic Drive Punches 175 | C Clamps 266, 267 |
| Holdowns | Hydraulic Drivers 176, 178, 179 | Carpenter Pencils 467, 652 |
| Strap Tie Holdowns 601 | Hydraulic Oils 198 | Chalk Lines 465, 466 |
| Tension Holdowns 601 | Hydraulic Pumps 176, 178, 179, 198 | Circular Saw Blades 122 |
| Hole Cutters 131, 132, 183 | Hydraulic Punches 178 | Installer Bits 130 |
| Electric Hole Cutters 152 | Hydrostatic | Interchangeable Bit Screwdrivers 129 |
| Hole Saws 118, 119, 120, 121, 183, 416 | Test Hydrostatic 163 | Locking Pliers 267 |
| Hollow Wall Anchor 574 | Hypoid Saws 72 | Magnetic Screw Guide 130 |
| Honeywell 335, 336 | I | Offset Snips 269 |
| Cleaning Wipes 346 | I-Beam Levels 457 | Pencil Sharpener 467, 652 |
| Coated Gloves 350 | Ideal Industries | Plier Parts 268 |
| Eyewash Bottle Eyewash 363 | Cable Cutters 135 | Portable Labelers 652 |
| Full Face Respirators 346 | Identification Kits | Refill Chalks 465, 466 |
| Gas Detector Docking Stations 335 | Harness Identification Kits 317 | Rhino Labels 652 |
| Half Mask Respirators 346 | Ignitors | Sharpie Markers 467, 468, 652 |
| Multigas Detectors 335 | Flint Ignitors 207 | Sheet Metal Clamps 267 |
| Respirator Accessories 346 | Impact Bits 183 | Socket Extensions 129 |
| Station Eyewash 363 | Impact Drive Adapters 259, 260, 261 | Spade Bits 128 |
| Hook & Loop Discs 613 | Impact Driver Kits 17 | Tinner Snips 270 |
| Hookaroons | Impact Drivers 18, 24, 48, 53, 54, 67 | Utility Knife Blades 274 |
| Wood Handle Hookaroons 222 | Impact Extensions 258, 260 | Utility Knives 274 |
| Hooks | Impact Sockets 254, 255, 258, 260 | Welding Clamps 267 |
| Carabiner Hooks 315 | Impact Wrench Kits 49 | Wood Bit Extensions 129 |
| Hook-Type Sheaves 190, 200 | Impact Wrenches 17, 24, 31, 32, 38, 52, | Wood Bits 129 |
| Horizontal Conductors 204 | 61, 68, 74, 374 | Woodboring Bits 129 |
| Horizontal Splices 205 | Impact/Drivers | |
| Hoses | Cordless Impact Drivers 18 | |
| Air Hoses 392 | Indirect-Fired Heaters 666 | |
| Vacuum Hoses 100 | Industrial Connectors 481 | |
| Hougen MFG., Inc. 94, 95, 97 | Industrial Flashlights 476 | |
| Annular Cutters 96 | Industrial Hand Trucks 235 | |
| Hole Cutters 131, 132 | Industrial Lanterns 476 | |
| Magnetic Drills 95 | Industrial Plugs 481 | |
| Howard Leight by Honeywell | Industrial Shovels 293 | |
| Disposable Earplugs 344, 345 | | |

| | |
|-----------------------------------|--|
| J | |
| Jab Saws 305 | |
| Jacket | |
| Jackets | |
| Hi-Viz Jackets 355 | |
| Rain Gear 358 | |
| Reflective Jackets 356 | |
| Jackets Clothing 357 | |



| | |
|--|--------------------|
| Jacks | 234, 235 |
| Pipe Jacks | 169, 170 |
| Toe Jacks | 234 |
| Jackson Safety (Kimberly Clark) ... | 666 |
| Bump Caps | 337 |
| Drybrow Sweatbands | 339 |
| Faceshield Brackets | 338 |
| Faceshield Windows | 341 |
| General Purpose Faceshields .. | 337, 338 |
| Hard Hat Sweatbands | 339 |
| Hard Hats | 337 |
| Polypropylene Sandbags | 360 |
| Replacement Pinlock | 338 |
| Replacement Ratchet | 338 |
| Safety Glasses | 340, 341 |
| Safety Goggles | 341 |
| Safety Headgears | 341 |
| Safety Vests | 354 |
| Winter Liners | 338, 666 |
| Jenny | |
| Air Compressors | 386, 387 |
| Jet (See WMH Tool Group) | |
| Jiffy Mixer | 423 |
| Jig Kits | |
| Dovetail Jigs | 105 |
| Jig Saw Blades | 117 |
| Jig Saws | 26, 33, 34, 69, 80 |
| Cordless Jig Saws | 19 |
| Job Site Radios | 72 |
| Jobber Drills | 124, 126, 127, 128 |
| Jobbox | |
| High-Capacity Chests | 239 |
| Liquid Transfer Boxes | 240 |
| Storage Cabinets | 240 |
| Tool Cabinets | 239, 240 |
| Tool Chest Trays | 240 |
| Tool Chests | 239 |
| Vehicle Underbed Boxes | 240 |
| Work Benches | 240 |
| Jobsite Radios | 79 |
| Joiner | |
| Crimping Tools Joiner | 166 |
| Crimping Tools Joiners | 166 |
| Joiners | |
| Channel Joiners | 508 |
| Electric Joiners | 36 |
| Plate Joiners | 105 |
| Joining Biscuits | 105 |
| Joint Covers | 509 |
| Joint Water Stops | 443 |
| Jointers | |
| Professional Jointers | 102 |
| Joints | |
| Universal Joints | 256, 258, 259, 260 |
| Joist | 603 |
| Joist Drills | 37 |
| Joist Hanger Nails | 586 |
| K | |
| Kerf Saw Blades | 77 |
| Kerosene | 401, 664 |
| Kerosene Forced Air | 402, 665 |

| | |
|---|---------------|
| Keson Industries | |
| Measuring Wheels | 459 |
| Tape Measures | 459 |
| Kett Tool Company | |
| Double-Cut Shears | 88, 89 |
| Electric Nibbler Attachment | 90 |
| Electric Shears | 89 |
| Head Shears | 89, 90 |
| Kits Shears | 90 |
| Panel Saws | 90 |
| Pistol Grip Shears | 89 |
| Replacement Blades Shears | 90 |
| Saw Blades | 91 |
| Scissor Head Shears | 90 |
| Variable Speed Shears | 88, 89 |
| Keyhole Saws | 184 |
| Keyleashes | |
| Chuck Keyleashes | 135 |
| Keyless Drill Chucks | 134 |
| Keys | |
| Chuck Keys | 135 |
| Hex Keys | 278, 279, 280 |
| Valve Keys | 164 |
| Keyway Punches | 180 |
| Kidde Fyrnetics | |
| Fire Extinguishers | 365 |
| Kimberly-Clark (See Also Jackson Safety) | |
| Cleaning Wipes | 644 |
| Hand Wipes | 643 |
| Protective Coveralls | 358 |
| Reinforced Wipers | 643 |
| Shop Towels | 358 |
| Towel Wipers | 358 |
| Kit | 364, 661 |
| Blade Kit | 136 |
| Safety Kit | 365, 661 |
| Saw Kit | 31 |
| Wet Cutting Kits | 413 |
| Kits | |
| 25-Person Kits | 361 |
| 4-Tool Kits | 21 |
| 5-Tool Kits | 20 |
| Cleanup Kits | 84 |
| Cordless Kits | 22 |
| Double-Cut Shears | 89 |
| Drill Driver Kits | 54 |
| Drill/Driver Kits | 16, 17 |
| Fall Protection Kits | 319 |
| Filter Kits | 84 |
| Hammerdrill Kits | 16 |
| Impact Driver Kits | 17 |
| Impact Wrench Kits | 49 |
| Pistol Grip Shears | 89 |
| Rigger Kits | 234 |
| Saw Kits | 19, 49 |
| Variable Speed Shears | 89 |
| Kits Multi-Tools | 54 |
| Kits Shears | 90 |
| Kleen Break Telespar | 649 |
| Klein Tools | |
| 11-in-1 Screwdrivers | 301 |

| | |
|--|---------------|
| Adjustable Wrenches | 266, 302 |
| Bull Pin Holders | 303 |
| Bull Pins | 305 |
| Cable Cutters | 297, 298 |
| Cable Splicers | 303 |
| Cable Strippers | 298 |
| Conduit Reamers | 304 |
| Connecting Bars | 304 |
| Cushion-Grip Screwdrivers .. | 299, 300, 301 |
| Cutting Pliers | 295, 296, 297 |
| Diagonal Cutters | 297 |
| Drift Pins | 305 |
| Electrician Snips | 303 |
| Electrode Bags | 303 |
| End-Cutting Pliers | 295 |
| Erection Wrench Holders | 303 |
| Erection Wrenches | 301 |
| Folding Screwdrivers | 279 |
| Hex Keys | 278, 279 |
| Long Nose Pliers | 295, 296 |
| Nut Drivers | 301 |
| Ratcheting Wrenches | 302 |
| Replacement Taps | 304 |
| Round Shank Screwdrivers | 300 |
| Scratch Awls | 304 |
| Set Screwdrivers | 300 |
| Side Cutters | 295, 296, 297 |
| Slip Joint Pliers | 296 |
| Terminal Crimpers | 298, 299 |
| Thread Tapping Tools | 304 |
| Tie-Wire Reels | 304 |
| Tool Bars | 304 |
| Tool Buckets | 302 |
| Tool Holders | 303 |
| Tool Pouches | 303 |
| Wire Crimpers | 299 |
| Wire Reel Pads | 304 |
| Wire Strippers | 298 |
| Knaack Jobsite Storage Equipment .. | 241, 242 |
| Portable Worktables | 243 |
| Storage Cabinets | 242 |
| Tool Boxes | 242 |
| Tool Chests | 241, 242 |
| Vehicle Chests | 241 |
| Welders Boxes | 241 |
| Work Benches | 242 |
| Knee Pads | 366, 367 |
| Kneeling Pads | 367 |
| Knife Blades | 273, 274 |
| Knife Files | 275 |
| Knives | |
| Pocket Knives | 273 |
| Putty Knives | 273 |
| Retractable Blade Knives | 272 |
| Snap Off Knives | 272 |
| Taping Knives | 427 |
| Utility Knives | 272, 273, 274 |
| Knockout Punch Drivers | 199 |
| Knockout Punches | 176, 178 |
| Knockout Sets | |



| | |
|--|---------------|
| Drill Driven Knockout sets | 200 |
| Ratcheting Knockout Sets | 200 |
| Knockouts | |
| Wrench Knockouts | 177 |
| Krylon | 639 |
| Krylon Industrial Paints | 638 |
| Acrylic Enamel Aerosols | 638 |
| Inverted Aerosol Markers | 465, 639 |
| Krypton Bulbs | 477 |
| L | |
| L.B. White | 402, 665 |
| Indirect-Fired | 666 |
| Kerosene Forced Air | 402, 665 |
| Labelers | |
| Portable Labelers | 652 |
| Labels | |
| Rhino Labels | 652 |
| Ladder Climbing Safety Systems .. | 326 |
| Ladder Guards | 211 |
| Ladder Levelers | 211 |
| Ladder Locks | 212 |
| Ladder Shoes | 212 |
| Ladder Stabilizers | 211, 332 |
| Ladders | |
| Extension Ladders | 210, 211 |
| Fiberglass Ladders | 209 |
| Folding Ladders | 214 |
| Platform Ladders | 209 |
| Rescue Ladders | 332 |
| Step Ladders | 209 |
| Tripod Ladders | 210 |
| Twin Front Ladders | 209, 210 |
| Lag Bolts | 549 |
| Laminate Trimmers | 104 |
| Laminated Steel Padlocks | 372 |
| Lamp Lights | 473 |
| Lamps | |
| Hand Lamps | 482 |
| Landscape Rakes | 288 |
| Lanterns | |
| Industrial Lanterns | 476 |
| Lanyard | |
| Tool Lanyard | 325, 332 |
| Lanyards | 327 |
| Chain Lanyards | 311 |
| Extension Lanyards | 328 |
| Galvanized Lanyards | 312 |
| Lanyards | 327 |
| Nylon Lanyards | 327 |
| Safety Lanyards | 310, 311, 320 |
| Shock Absorbing Lanyards | 310, 311, 320 |
| Tie Back Lanyards | 327 |
| Wall-Form Lanyards | 312 |
| Web Lanyards | 321 |
| Laser | |
| Dectector Laser | 453 |
| Distance Lasers | 56 |
| Layout Target Laser | 453 |
| Laser Drill Presses | 102 |
| Laser Floor Stand | 454 |

| | |
|--|--------------------|
| Laser Levels | 175 |
| Laser Measurers | 455 |
| Laser Plumb Level | 453, 454 |
| Lasers | |
| Alignment Lasers | 452 |
| Cordless Lasers | 454 |
| Palm Lasers | 452 |
| Lasers Measures | 454, 455 |
| Lathes | |
| Variable-Speed Lathes | 102 |
| Lawn Rakes | 288 |
| Layout Target Laser | 453 |
| Leaders | |
| Fish Tapes | 188 |
| Leather Belts | 371 |
| Leather Gloves | 347, 348 |
| Leather Suspenders | 372 |
| Leatherman Multi-Tools | 270, 271, 272 |
| LED Flashlight Industrial Clamp | |
| Flashlight | 477 |
| LED Flashlights | 475 |
| Lens Cleaners | 343 |
| Level | |
| Laser Plumb Level | 453, 454 |
| Levelers | |
| Ladder Levelers | 211 |
| Leveling Rods | 455 |
| Levels | |
| Bubble Levels | 175 |
| Electronic Levels | 456 |
| Extendable Levels | 456 |
| I-Beam Levels | 457 |
| Laser Levels | 175 |
| Magnetic Levels | 456, 457 |
| Masonry Levels | 457 |
| Plate Levels | 456 |
| Torpedo Levels | 456, 457, 459 |
| Transit Levels | 455 |
| Lever Benders | 153 |
| Lever Cable Hoists | 231 |
| Lever Hoists | 226, 227 |
| Lifelines | 326 |
| Portable Horizontal Lifelines | 313, 314 |
| Retractable Lifeline | 328, 329, 331 |
| Retractable Lifelines | 328 |
| Rope Lifelines | 324 |
| Safety Lifelines | 313 |
| Self Retracting Lifelines | 312, 323 |
| Lift-All | 224, 226 |
| Chain Slings | 224 |
| Endless Slings | 224 |
| Ratcheting Straps | 225 |
| Tow Straps | 225 |
| Web Slings | 223 |
| Wire Slings | 224 |
| Lifts | |
| Contractor Lifts | 167, 215, 237 |
| Material Lifts | 167, 215, 216, 236 |
| Scissor Lifts | 217 |
| Light Bulbs | 470, 474 |
| Light Fixture Clips | 532 |
| Light Fixture Hangers | 534 |

| | |
|---|--------------|
| Light Strings | |
| Temporary Light Strings | 473 |
| Lighters | |
| Spark Lighters | 174 |
| Lighting | |
| Light Bulbs Lighting | 474 |
| Portable Lighting | 469 |
| Safety Lighting | 359 |
| Work Light Lighting | 51 |
| Lighting Guards | 473 |
| Lights | |
| Clamp Lights | 473 |
| Flood Lights | 470 |
| Floor Lights | 473 |
| Lamp Lights | 473 |
| Shop Lights | 473 |
| Task Lights | 472 |
| Work Lights | 53, 470, 472 |
| Limiters | |
| Retractable Limiters | 322 |
| Self-Retracting Limiters | 321, 322 |
| Lindapter .538, 539, 540, 541, 542, 543, 544, 545, 546 | |
| Line Reels | 466 |
| Linemen's Pliers | 265 |
| Liners | |
| Winter Liners | 338, 666 |
| Lines | |
| Chalk Lines | 465, 466 |
| Fish Lines | 189 |
| Links | |
| Quick Links | 230 |
| Liquid Transfer Boxes | 240 |
| Lithium-Ion Batteries 22, 23, 29, 52, 53, 71, 72 | |
| Load Binders | |
| Ratchet Load Binders | 233 |
| Loads | |
| Powder Loads | 599 |
| Lobular Opening Sockets | 260 |
| Locators | |
| Utility Locators | 156 |
| Lock Nuts | 550 |
| Lock Washers | 494, 550 |
| Lockers | |
| Ventilated Lockers | 675 |
| Locking Pliers | 267 |
| Lockout Tags | 373 |
| Lockouts | |
| Lockout Tags | 373 |
| Security Lockouts | 373 |
| Locks | |
| Cable Locks | 373 |
| Combination Padlocks | 373 |
| Laminated Steel Padlocks | 372 |
| Logistics | |
| Safety Air Horns | 360 |
| Traffic Reflectors | 359 |
| Wheel Chocks | 360 |
| Long Handle Ratchets | 257 |
| Long Nose Pliers | 295, 296 |
| Long Pattern Wrenches | 263 |



| | |
|--|--------------------|
| Louisville Ladder Corp. | 210, 212 |
| Extension Ladders | 210, 211 |
| Ladder Guards | 211 |
| Ladder Levelers | 211 |
| Ladder Locks | 212 |
| Ladder Shoes | 212 |
| Ladder Stabilizers | 211 |
| Platform Ladders | 209 |
| Step Ladders | 209 |
| Telescoping Planks | 212 |
| Tripod Ladders | 210 |
| Twin Front Ladders | 209, 210 |
| Lubricants | |
| Cable Pulling Lubricants | 191 |
| Cutting Lubricants | 640 |
| Multi-Purpose Lubricants | 643 |
| Spray Lubricants | 644 |
| Lubrication Oil Cordless Tool | 590 |
| Lubricators | |
| Air Tool Lubricators | 391 |
| In-Line Lubricators | 391 |
| Lufkin (See Apex Tool Group) | |
| Lug-All Corporation | |
| Lever Cable Hoists | 231 |
| Lumber Crayons | 466 |
| M | |
| M K Morse | 92 |
| Arbors | 120 |
| Band Saw Blades | 122 |
| Carbon Steel Arbors | 119 |
| Circular Saw Blades | 92 |
| Hole Saws | 118, 119, 120, 121 |
| Pilot Bits | 121 |
| Pilot Drills | 121 |
| Saw Circular | 91 |
| Step Bits | 130 |
| Maasdam Powr-Pull | |
| Cable Pullers | 231 |
| Machines | |
| Cut-Off Machines | 65, 81 |
| Prep Machines | 142 |
| Roll Grooving Machines | 152 |
| Threading Machines | 149, 150 |
| Machinist's Files | 275 |
| MAG-BIT® | |
| Bit Extensions | 130 |
| Steel Bits | 130 |
| MagLite | |
| Bulbs Flashlights | 478 |
| D-Cell Flashlights | 477 |
| Flashlights | 478 |
| Mini Flashlights | 478 |
| Magnesium Floats | 425 |
| Magnesium Screeds | 427 |
| Magnetic Drills | 94, 95 |
| Magnetic Levels | 456, 457 |
| Magnetic Protractors | 457 |
| Magnetic Screw Guide | 130 |
| Magnetic Sweepers | 660 |
| Magnetic Worklight | 474 |
| Maintenance Cleaners | 640 |

| | |
|---|------------|
| Majestic Glove | 349, 350 |
| Coated Gloves | 350, 667 |
| Hi-Viz Jackets | 355 |
| Makita USA | 74 |
| Air Compressors | 387 |
| Angle Grinders | 69, 75 |
| Band Saws | 69, 76 |
| Battery Chargers | 71, 72 |
| Belt Sanders | 76 |
| Chop Saws | 76 |
| Circular Saws | 73 |
| Concrete Planers | 77 |
| Concrete Saws | 74 |
| Cordless Combo Kits | 70, 71, 72 |
| Cordless Concrete Vibrators | 69 |
| Cordless Drill Drivers | 67 |
| Cordless Hammer Drills | 68 |
| Cordless Rotary Hammers | 68 |
| Cordless Tool Flashlights | 71 |
| Electric Breaker Hammers | 74 |
| Electric Demolition Hammers | 74 |
| Electric Drills | 68, 73, 74 |
| Electric Grinders | 75, 76 |
| Electric Planers | 77 |
| Electric Rotary Hammers | 74 |
| Electric Sanders | 76 |
| Electric Shears | 77 |
| Gas Powered Saws | 75 |
| Hypoid Saws | 72 |
| Impact Drivers | 67 |
| Impact Wrenches | 68, 74 |
| Jig Saws | 69 |
| Job Site Radios | 72 |
| Kerf Saw Blades | 77 |
| Lithium-Ion Batteries | 71, 72 |
| Metal Cut Saws | 69 |
| Miter Saws | 73 |
| NiCad Batteries | 71 |
| Ni-CD Batteries | 72 |
| Ni-MH Batteries | 71 |
| NiMH Batteries | 71 |
| Reciprocating Saws | 69, 72, 73 |
| Saw Blades | 77 |
| Steel Saw Blades | 78 |
| Table Saws | 73 |
| Wheel Sanders | 77 |
| Malco Products Inc. | |
| Fiber Cement Shears | 136 |
| Heavy Duty Shears | 135 |
| Metal Shears | 135 |
| Mallets | |
| Rubber Mallets | 282, 292 |
| Mandrels | |
| Grinder Mandrels | 620 |
| Manhole Hooks Municipal Castings | 163 |
| Manifolds | |
| Tee Manifolds | 391 |
| Tri-Pod Manifolds | 391 |
| Manila Rope | 208, 657 |
| Manual Multimeters | 195 |
| Manual Tackers | 283 |
| Margin Trowels | 428, 429 |

| | |
|--------------------------------------|--------------------|
| Marinco LLC | |
| Cord Plugs | 481 |
| Markal | |
| Crayon Holders | 466 |
| Felt Tip Markers | 467 |
| Grease Pencils | 468 |
| Lumber Crayons | 466 |
| Paint Markers | 467 |
| Paint Multi Surface | 467 |
| Soapstone Markers | 466 |
| Markers | |
| Felt Tip Markers | 467 |
| Paint Markers | 467 |
| Paint Multi Surface | 467 |
| Sharpie Markers | 467, 468, 652 |
| Soapstone Markers | 466 |
| Marshalltown Trowel Co. | |
| Acid Brushes | 424 |
| Aluminum Handles | 426 |
| Aluminum Handles | 426 |
| Aluminum Hawks | 426 |
| Bricklaying Trowels | 428 |
| Bucket Brushes | 424 |
| Bull Floats | 425 |
| Concrete Brooms | 424 |
| Concrete Darbies | 424 |
| Concrete Edgers | 424, 425 |
| Concrete Gliders | 426 |
| Concrete Groovers | 426 |
| Concrete Placers | 427 |
| Concrete Pulls | 427 |
| Concrete Tampers | 427 |
| Drywall Hammers | 426 |
| Drywall Mixers | 427 |
| Finishing Trowels | 428 |
| Floor Scrapers | 427 |
| Fresno Trowels | 429 |
| Magnesium Floats | 425 |
| Magnesium Screeds | 427 |
| Margin Trowels | 428, 429 |
| Masonry Brushes | 424 |
| Midget Trowels | 428 |
| Notched Trowels | 429 |
| Pole Sander Handles | 426 |
| Rub Bricks | 424 |
| Rubber Floats | 425 |
| Square Ornamental Trowels | 428 |
| Step Tools | 428 |
| Taping Knives | 427 |
| Trowel Handles | 426 |
| Walking Groovers | 426 |
| Wood Handles | 426 |
| Masking Tapes | 448 |
| Mason Twine | 208, 657 |
| Masonry Anchors | 567 |
| Masonry Bits | 110, 111, 112, 113 |
| Masonry Brushes | 424 |
| Masonry Levels | 457 |
| Masonry Saw Blades | 417 |
| Masonry Saws | 410 |
| Master Lock Co. | |
| Cable Locks | 373 |



| | | |
|--|---|---|
| Combination Padlocks 373 | Cross-Arm Strap Portable/Temp Anchor- age Connectors324 | Distance Lasers56 |
| Laminated Steel Padlocks 372 | Fall Protection Kits318, 319 | Drill Driver Kits48, 54 |
| Lockout Tags 373 | Fall Rescue Device326 | Drive Extensions66 |
| Security Lockouts 373 | Fall Rescue Kits325 | Electric Drills59, 60, 61, 64 |
| Universal Padlocks 372 | Full Body Harnesses 316, 317, 318, 319 | Electric Files63 |
| Master Magnetics Inc. | Harness Accessories318 | Electric Grinders63 |
| Magnetic Sweepers 660 | Harness Connection Points317 | Electric Hammer Drills60 |
| Material Lifts 167, 215, 216, 236 | Harness Identification Kits317 | Electric Nibblers65 |
| Material Scrapers 288 | Ladder Climbing Safety Systems ...326 | Electric Polishers63, 64 |
| Mats | Rebar Positioning Assembly324 | Electric Screwdrivers61 |
| Anti-Fatigue Mat 366 | Rescue/Retrieval Systems323 | Electric Shears65 |
| Mattocks | Retractable Limiters322 | Electromagnetic Drill Presses65 |
| Pick Mattocks 287 | Roof Anchors325 | Electromagnetic Drills65 |
| Measurements | Roof Anchors Permanent324 | Expansion Tool Kits54 |
| Digital Multimeters 55 | Rope Grabs323 | Expansion Tools50 |
| Measures | Rope Lifelines324 | Flush Cut Blades115 |
| Lasers Measures454, 455 | Safety Harnesses321 | Fork Meters55 |
| Tape Measures459, 460, 461, 462 | Safety Lanyards320 | Grinders Cutting62 |
| Measuring Tapes 460 | Self Retracting Lifelines323 | Hammer Drill Kits48 |
| Measuring Wheels 459 | Self-Retracting Arrestor322 | Heat Guns57, 65, 66 |
| Mechanical Benders 184, 185 | Self-Retracting Limiters321, 322 | Impact Drivers48, 53, 54 |
| Mechanics Vises 286 | Shock Absorbing Lanyards320 | Impact Wrench Kits49 |
| Medium Crown Staples 593 | Tool Lanyard325 | Impact Wrenches52, 61 |
| Memphis Glove | Trauma Safety Strap325 | Jig Saw Blades117 |
| Cotton Gloves 348 | Web Lanyards321 | Kits Multi-Tools54 |
| Disposable Gloves 348 | Wire Hook Portable/Temp Anchorage Connectors324 | Lithium-Ion Batteries52, 53 |
| Driver Gloves 347 | Milwaukee Electric Tool Corp. 48, 49, 56,57, 66, 67 | Plumbers Bits123 |
| Fabric Gloves 348 | Angle Grinders62, 63 | R.A.D. Assemblies66 |
| Leather Gloves 347, 348 | Band Saw Kits49 | Reciprocating Saw Blades116 |
| Nitrile Gloves 349 | Band Saws53, 64 | Reciprocating Saws53, 54, 58, 59 |
| Plastic Gloves 349 | Batteries Cordless58 | Right Angle Attachments66 |
| Rubber Gloves 349 | Battery Chargers52, 53, 58 | Right Angle Drills60, 61 |
| Thermostat Gloves 348 | Battery Cordless58 | Rotary Hammers52, 54, 62 |
| Metabo Corporation 91 | Caulk Guns50 | Saw Kits49 |
| Electric Grinders 91 | Chargers Batteries52 | Sawzall Blades115, 116 |
| Metal Cut Saws 69 | Circular Saws49, 53, 59, 65 | Self-feed Bits123 |
| Metal Cutting Blades 121 | Clamp Meters56 | Shank Extensions123 |
| Metal Cutting Fluids110 | Contractor Bits123 | Tubing Cutters57 |
| Metal Flashlights 476 | Corded Grinders62 | Work Light Lighting51 |
| Metal Sammys 577 | Cordless Band Saws55 | Work Lights53 |
| Metal Shears 135 | Cordless Cable Cutters57 | Mine Safety Appliances Co. (MSA) |
| Meters | Cordless Caulk guns50 | Hard Hat Racks340 |
| Clamp Meters 56 | Cordless Combo Kits51, 53 | Hard Hat Sweatbands339 |
| Clamp-On Meters 195 | Cordless Crimpers50, 57 | Protective Caps339 |
| Fork Meters 55 | Cordless Drill/Drivers48 | Safety Caps339, 340 |
| Microphones | Cordless Grease Guns51 | Safety Hats339 |
| Radio Microphones 363 | Cordless Grinders50 | Mini Flashlights478 |
| Midget Trowels 428 | Cordless Hammerdrills52 | Mirror Lens Glasses343 |
| Midwest Tool & Cutlery | Cordless Radio58 | Mirrors |
| Aviation Snips 269 | Cordless Screwdrivers58 | Inspection Mirrors264 |
| Mighty Tie 656 | Cordless Tool Batteries52, 58 | Misting Fans406, 672 |
| Cable Ties Cable Management656 | Cordless Tool Kits51 | Miter Saw Stands34, 106 |
| Mild Steel Punches 176 | Cut-Off Machines65 | Miter Saws34, 73 |
| Milkhouse Heaters 398, 661 | Cut-Off Saws65 | Mixers |
| Mill Files 275 | Detection Tool Kits55 | Concrete Mixers429 |
| Miller by Honeywell | Die Grinders63 | Drywall Mixers427 |
| Cable Connector Portable/Temp Anchor- age Connectors324 | Digital Cameras57 | Mold Cleaning Brushes208 |
| Carabiner Temporary Anchorage Connectors324 | Digital Multimeters55 | Mold Sealers207 |
| Concrete Grip Anchor325 | Discs Guards63 | Moldex-Metric |
| | | Ear Plugs345 |
| | | Particulate Respirators345, 346 |
| | | Molds |



| | |
|---|--------------------|
| Cable Connecting Molds | 204, 205, 206, 207 |
| Mortar Hoes | 287 |
| Mortars | |
| Fire Barrier Mortars | 626, 630 |
| Motor Saws | 101 |
| Motorola | |
| Batteries Radios | 362 |
| Cables Connectivity | 363 |
| Chargers Radios | 362 |
| Headsets Radios | 363 |
| Radio Microphones | 363 |
| Two-Way Radios | 362 |
| Motors | |
| Vibrator Motors | 430, 431 |
| Mounting Brackets | 501 |
| Moving | |
| Sleds Moving Protection | 448 |
| Moving Systems | |
| Skates Moving Systems | 234 |
| MultMaster Carbide Rasps | 85 |
| MultMaster Diamond Blades | 84 |
| MultMaster E-Cut Blades | 84 |
| MultMaster Sanding Disc Sets | 86 |
| MultMaster Sanding Pads | 86 |
| MultMaster Sanding Sets | 86, 87 |
| MultMaster Sanding Sheets | 85, 86 |
| MultMaster Saw Blades | 84, 85 |
| Multi-Directional Slip Base Components | |
| Telespar | 649 |
| Multi-Directional Slip Base Telespar | 649 |
| Multigas Detectors | 335 |
| MultMaster Cutting Blades | 84 |
| MultMaster Floor Kits | 86 |
| MultMaster Sawing Kits | 86 |
| MultMaster Scraper Blades | 85 |
| MultMaster Sets | 83 |
| MultMaster Wood Kits | 86 |
| Multimeters | |
| Manual Multimeters | 195 |
| Multipurpose Bits | 109 |
| Multi-Purpose Lubricants | 643 |
| Multiquip Inc | |
| Concrete Mixers | 429 |
| Gas Compactors | 429 |
| Gas Rammers | 429 |
| Gas Trowels | 429 |
| Trash Pumps | 405 |
| Vibrator Heads | 430 |
| Vibrator Motors | 430 |
| Vibrator Shafts | 430 |
| Multi-Tools | |
| Kits Multi-Tools | 54 |
| Leatherman Multi-Tools | 270, 271, 272 |
| Multi-Use Headlights | 477 |
| Mushroom Head Anchors | 573 |
| N | |
| Nail Pullers | 282, 283 |
| Nailers | |
| Finish Nailers | 587, 588 |
| Fuel Powered Nailers | 586, 587 |

| | |
|-----------------------------------|--------------------|
| Pneumatic Nailers | 35, 587 |
| Positive Placement/E Nailers | 587 |
| Roofing Nailers | 588 |
| Nailers Fuel Powered | |
| Fuel Powered Nailers | 587 |
| Nails | |
| Box Nails | 586 |
| Brad Nails | 589, 592 |
| Common Nails | 585 |
| Finish Nails | 589, 592 |
| Framing Nails | 586, 588, 589, 590 |
| Galvanized Nails | 593 |
| Gun Nails | 593 |
| Joist Hanger Nails | 586 |
| Positive Placement Nails | 589, 593 |
| Roofing Nails | 585, 592 |
| Siding Nails | 593 |
| Narrow Crown Staplers | 591 |
| Narrow Crown Staples | 591 |
| National Marker Co. | |
| Safety Signs | 363 |
| Needle Scalars | 375 |
| Netting | |
| Debris Netting | 450 |
| Fence Netting | 450 |
| Scaffold Netting | 449 |
| Newborn Brothers | 635, 636 |
| Caulk Accessories | 636 |
| Caulk Guns | 635 |
| Caulk Nozzles | 636 |
| Caulk Spatulas | 636 |
| Nibblers | |
| Electric Nibblers | 46, 65, 82 |
| NiCad Batteries | 71, 72 |
| Nikro Industries Inc. | 405 |
| Nilfisk | |
| Filter Bags Vacuum | 98 |
| Hepa Vacuums | 98 |
| Ni-MH Batteries | 71 |
| Nippers | |
| Concrete Nippers | 265 |
| Nipple Chucks | 151 |
| Nitrile Gloves | 349, 352, 353 |
| No Mar Contacting Elements | 590 |
| No Mar Tips | 590 |
| Notched Trowels | 429 |
| Nozzles | |
| Adhesive Mixing Nozzles | 553 |
| Caulk Nozzels | 636 |
| Nozzles Accesories | 655 |
| Nupla Corporation | |
| Aluminum Scoops | 293 |
| Ball Pein Hammers | 292 |
| Bow Rakes | 294 |
| Brass Hammers | 292 |
| Concrete Placers | 294 |
| Cross Pein Hammers | 292 |
| Dead Blow Hammers | 291 |
| Digging Bars | 294 |
| Drain Spades | 293 |
| Fire Swatters | 294 |
| Industrial Shovels | 293 |

| | |
|------------------------------------|--------------------|
| Nuplabond Epoxy | 294 |
| Post Hole Diggers | 294 |
| Replacement Handles | 294 |
| Roofers Spades | 294 |
| Round Point Shovels | 293 |
| Rubber Mallets | 292 |
| Shovel Replacement Blades | 295 |
| Sledge Hammers | 292 |
| Soil Probes | 294 |
| Square Point Shovels | 293 |
| Trenching Shovels | 293 |
| Western Scoops | 293 |
| Nuplabond Epoxy | 294 |
| Nut Drivers | 301 |
| Sammys Nut Drivers | 579 |
| Nuts | 514 |
| Channel Nuts | 493, 507, 509, 510 |
| Coupling Nuts | 550 |
| Hex Nuts | 494, 549 |
| Lock Nuts | 550 |
| Strut Nuts | 513 |
| Nutsetters | |
| Hex Drive Nutsetters | 134 |
| Nu-Way | |
| Propane Torch | 656 |
| Nylon Lanyards | 327 |
| O | |
| Offset Benders | 184 |
| Offset Snips | 269 |
| Oil | |
| 2-Stroke Engine Engine Oil | 423 |
| Foam Filter Oil | 423 |
| Oil Filters | 395 |
| Oil Sorbents | 365, 661 |
| Oilers | |
| Pump Oilers | 147 |
| Oils | |
| Hydraulic Oils | 198 |
| Thread Cutting Oils | 148 |
| Oiltight Punches | 180 |
| Omnitec Design Inc. | 404 |
| Orbit Sanders | 103 |
| Oregon Wire Products | |
| Ceiling Wire | 535, 598 |
| Organizers | |
| Bucket Organizers | 370 |
| OSI (Henkel) | |
| Acoustical Sealants | 634 |
| Construction Adhesives | 634 |
| Insulating Foams | 635 |
| Outlet Box | |
| Industrial-Duty Outlet Box | 482 |
| Oztec Industries, Inc. | |
| Vibrator Heads | 431 |
| Vibrator Motors | 431 |
| Vibrator Shafts | 431 |
| P | |
| Pacific Laser Systems (PLS) | 453, 454 |
| Alignment Lasers | 452 |
| Aluminum Tripods | 454 |



| | | |
|---|---|--|
| Dectector Laser 453 | Pen Light Flashlights 474 | Firestop Pillows 627 |
| Laser Floor Stand 454 | Pencil Sharpener 467, 652 | Pilot Bits 121 |
| Laser Measurers 455 | Pencils | Pilot Drills 121 |
| Laser Plumb Level 453, 454 | Carpenter Pencils 467, 652 | Pin Punch 264 |
| Layout Target Laser 453 | Grease Pencils 468 | Pinch Bars 264, 382 |
| Palm Lasers 452 | Penetrants | Pinlock |
| Pack Batteries 22, 23 | Super Penetrants 643 | Replacement Pinlock 338 |
| Padlocks | Pens | Pins |
| Universal Padlocks 372 | Engraving Pens 375 | Bull Pins 305 |
| Pads | Perforated Benches 674 | Concrete and Steel Pins 597 |
| Fire Barrier Putty Pads 631 | Perforated Tables 674 | Drift Pins 305 |
| Grinder Pads 45 | Pferd Abrasives 612, 618 | Drive Pins 594, 596, 597 |
| Hand Pads 612 | Bench Grinder Bushings 616 | Embedment Pins 597 |
| Knee Pads 366, 367 | Bench Wheels 616 | Flange Pins 172 |
| Kneeling Pads 367 | Carbide Burs 609, 610 | Fuel Packs 594 |
| Wire Reel Pads 304 | Cup Wheels 615 | Plywood Pins 595 |
| Paint Markers 467 | Cut-Off Wheels 619, 620, 621, 622 | Strip Pins 595 |
| Paint Multi Surface 467 | Disc Holders 613 | Top Hat Pins 594, 597 |
| Paint Rollers 647, 659 | Fiber Discs 612 | Pipe Carts 168, 201, 237 |
| Paints | File Handles 275 | Pipe Clamps 170, 171, 505, 506, 511 |
| Acrylic Enamel Aerosols 638 | Flap Discs 616, 617, 618 | Pipe Cutters 140, 141, 143, 144, 145, 163 |
| Inverted Aerosol Markers 465, 639 | Flap Wheels 613 | Pipe Devices |
| Pallet Trucks 234 | Flat Files 274 | Ultra Plastic Pipe Devices 631 |
| Palm Lasers 452 | Grinder Mandrels 620 | Pipe Dies 147, 150, 151, 152 |
| Panel Clips 606 | Grinding Discs 610, 612 | Pipe Extractors 142 |
| Panel Saws 90 | Grinding Wheels 613, 614, 615 | Pipe Freeze Tools 154 |
| Pans | Half Round Files 275 | Pipe Hold Downs 170 |
| Dust Pans 658 | Hand Pads 612 | Pipe Jack Stands 170 |
| Paper Protection 433, 446, 447 | Hook & Loop Discs 613 | Pipe Jacks 169, 170 |
| Particulate Respirators 345, 346 | Knife Files 275 | Pipe Racks 168, 237 |
| Parts | MachinistsFiles 275 | Pipe Reamers 142 |
| Plier Parts 268 | Mill Files 275 | Pipe Rollers 507 |
| Pasloide 587, 588 | Pipeliners Wheels 615 | Pipe Sleeve Positioners 533 |
| Brad Nails 589 | Plastic Bushings 622 | Pipe Stands 169, 200 |
| Construction Staplers 591 | Ring Wheels 615 | Pipe Supports 507, 534, 535 |
| Cordless Tool Batteries 590, 592 | Round Files 275 | Pipe Thawers 154 |
| Cordless Tool Cleaners 590, 642 | Special Files 274 | Pipe Threaders 148 |
| Finish Nailers 587, 588 | Square Files 275 | Pipe Vises 140, 162 |
| Finish Nails 589 | Three Square Files 275 | Pipe Wrenches 137, 139 |
| Framing Nails 588, 589, 590 | Pferd Advance Brush | Pipeliners Wheels 615 |
| Framing Staplers 591 | Acid Brushes 647, 660 | Pistol Grip Shears 89 |
| Fuel Cells 590, 592 | Broom Handle Braces 659 | Pistons |
| Fuel Powered Nailers 586, 587 | Broom Handles 659 | Conduit Pistons 189 |
| Fuel Powered Staplers 591 | Brooms Handles 659 | Placers |
| Lubrication Oil Cordless Tool 590 | Chip Brushes 647, 660 | Concrete Placers 294, 427 |
| Narrow Crown Staplers 591 | Counter Dusters 658 | Plan Covers 447 |
| Narrow Crown Staples 591 | Cup Brushes 622, 624 | Planers |
| No Mar Contacting Elements 590 | Floor Brooms 658, 659 | Concrete Planers 77 |
| No Mar Tips 590 | Floor Squeegees/Scrapers 659 | Electric Planers 77 |
| Pneumatic Nailers 587 | Paint Rollers 647, 659 | Planks |
| Positive Placement Nails 589 | Roller Frames 647, 659 | Telescoping Planks 212 |
| Positive Placement Nailers 587 | Scratch Brushes 624 | Plastic Anchors 574 |
| Roofing Nailers 588 | Upright Brooms 659 | Plastic Buckets 657 |
| Sheathing Staplers 591 | Wheel Brushes 622, 624 | Plastic Bushings 622 |
| Standard Crown Staples 590, 591 | Wire Brooms 659 | Plastic Gloves 349 |
| Wide Crown Staples 592 | Wire Brushes 624, 660 | Plate Joiners 105 |
| Pavement Breakers 42 | Pick Mattocks 287 | Plate Levels 456 |
| Pelican Products 657 | Picks | Plates |
| Flashlight Clamps 475 | Prospecting Picks 282 | Anchorage Plates 314 |
| Head Lanterns 475 | Railroad Picks 287 | Bearing Plates 601 |
| Pen Light Flashlights 474 | Pillows | Protection Plates 533 |
| Safety Flashlights 474, 475 | Fire Barrier Pillows 631 | Platform Ladders 209 |



| | | |
|---|---|---|
| Platforms | Wire Hook Portable/Temp Anchorage | Wedge-Bolt Anchors568 |
| Scaffold Platforms 213, 215 | Connectors324 | Wire572 |
| Work Platforms 334 | Porter Cable | Prep Machines142 |
| Plier Parts268 | Dovetail Jigs105 | Press Rings155 |
| Pliers266 | HP Routers104, 105 | Press Tools |
| Cutter Pliers 295, 296, 297 | Joining Biscuits105 | Compact Press Tools154 |
| Cutting Pliers 152, 265, 295 | Laminate Trimmers104 | Corded Press Tools154 |
| Electrical Pliers266 | Orbit Sanders103 | Cordless Press Tools155 |
| End-Cutting Pliers295 | Plate Joiners105 | Press Tools Cordless |
| Linemen's Pliers265 | Sanders103 | Cordless Press Tools155 |
| Locking Pliers267 | Tiger Saws105 | Pressure Washers395 |
| Long Nose Pliers 295, 296 | Variable-Speed Sanders104 | Pressure Washers395 |
| Pliers266 | Positioners | Prick Punches382 |
| Slip Joint Pliers 265, 296 | Pipe Sleeve Positioners533 | Probes |
| Tongue & Groove Pliers265 | Positioning Assembly | Soil Probes294 |
| Plugs | Rebar Positioning Assembly324 | ProBuilt Professional Lighting, LLC |
| Cord Plugs481 | Positive Placement Nails589, 593 | (Wobblelight)472 |
| Industrial Plugs481 | Positive Placement Nailers587 | Floor Lights473 |
| PVC Plugs188 | Post Bases602 | Lamp Lights473 |
| Plumb Bobs305, 456 | Post Caps602 | Task Lights472 |
| Plumbers Bits123 | Post Hole Bars286 | Work Lights472 |
| Plywood Pins595 | Post Hole Diggers287, 294 | Professional Jointers102 |
| Pneumatic Drills379 | Posts | Professional Squares458 |
| Pneumatic Nailers35, 587 | Delineator Posts359 | Pro-Guards |
| Pneumatic Scalars381 | Pouches | Ladder Guards211 |
| Pneutek599, 600 | Tool Pouches303, 369 | Proof Coil Chains233 |
| Air Tool600 | Powder Fasteners595, 596 | Propane400, 663 |
| Steel Dock600 | Powder Loads599 | Tank-top Propane399, 662 |
| Tank600 | Power Bits182 | Propane Generators395 |
| Pocket Knives273 | Power Cords | Propane Torches173, 174, 656 |
| Pointing Saw Blades415 | Temporary Power Cords479 | Prospecting Picks282 |
| Pole Sander Handles426 | Power Drive Threaders148 | Protecta313 |
| Pole Tools | Power Drives148 | Roof Anchors316 |
| Sammys Pole Tools579 | Power Fishing Systems189 | Protection |
| Socket Kit Pole Tools579 | Power Threader Stands149 | Carpet Protection446 |
| Poles | Power Threaders148, 149, 150 | Clean Mats Protection446 |
| Extension Poles594, 599 | Powers Fasteners567, 568, 570 | Doors Protection447 |
| Fish Poles188 | Bull Point Chisels108 | Duct Protection173 |
| Polishers | Bushing Chisels108 | Floor Protection445, 446 |
| Electric Polishers46, 63, 64 | Carbide Bits106, 107, 108 | Paper Protection433, 446, 447 |
| Poly Ropes189 | Concrete Anchors573 | Protection Kit |
| Polypropylene Rope656 | Dispensing Tools571, 572 | Fall Protection Kit332 |
| Polypropylene Sandbags360 | Drive Pin Anchors572 | Protection Plates533 |
| Polyurethane388 | Epoxy Adhesives571 | Protection446 |
| Porta Saws414 | Flat Chisels108, 109 | Protective Caps339 |
| Portable Air Conditioners 406, 407, 672 | Ground Rod Chisels109 | Protective Coveralls358 |
| Portable Blowers396, 397, 670, 671 | Hammerdrill Bits108 | Protective Industrial Products (PIP) |
| Portable Cable Boxes479 | Hammer-Screw Anchors573 | Gloves Nitrile352 |
| Portable Compressors388 | Hollow Wall Anchor574 | Nitrile Gloves352, 353 |
| Portable Fans397, 398, 669, 670 | Mushroom Head Anchors573 | Reflective Jackets356 |
| Portable Generators392, 393 | Plastic Anchors574 | Protector Rebar Caps432 |
| Portable Heaters399, 662 | Rod Hangers570 | Protractors |
| Portable Horizontal Lifelines ..313, 314 | Scaling Chisels109 | Angle Protractors187 |
| Portable Labelers652 | Self Tapping Screws569 | Magnetic Protractors457 |
| Portable Lighting469 | Snake Setting Tool570 | Pry Bars282, 283, 382 |
| Portable Tristand Vise140 | Split Drive Anchors574 | Pulaski Axes287 |
| Portable Worktables243 | Stainless Steel Dropin568 | Pullers |
| Portable/Temp Anchorage Connectors | Tapper Installation Tools570 | Cable Pullers190, 231 |
| Cable Connector Portable/Temp Anchor- | Toggle Bolts574 | Nail Pullers282, 283 |
| age Connectors324 | Tools Dispensing571 | Pulling Grips183, 192 |
| Cross-Arm Strap Portable/Temp Anchor- | Wallboard Anchors574, 575 | Pulling Rope208, 657 |
| age Connectors324 | Wedge Anchors569 | Pulling Tapes208, 657 |



| | | | |
|---|--|---|--|
| Pulls | | Headsets Radios363 | Conduit Reamers304 |
| Concrete Pulls427 | | Job Site Radios72 | Inner/Outer Reamers146 |
| Pump Oilers147 | | Jobsite Radios79 | Pipe Reamers142 |
| Pumps | | Two-Way Radios362 | Rebar Caps |
| DC Pumps248 | | Radius-Type Sheaves200 | Protector Rebar Caps432 |
| Hand Pumps248 | | Rags | Rebar Cutter/Benders285 |
| Hydraulic Pumps ...176, 178, 179, 198 | | Cloth Wipers661 | Rebar Cutters109 |
| Ram and Hand Pumps176 | | Colored Rags661 | Rebar Positioning Assembly324 |
| Test Hydrostatic163 | | Corduroy Rags660 | Rebar Protector Caps431 |
| Trash Pumps405 | | Railroad Picks287 | Receding Threaders147 |
| Utility Pumps405 | | Rain Gear | Receptacle Circuit Testers482 |
| Punch | | Bibs Rain Gear358 | Receptacle Covers508 |
| Pin Punch264 | | Jackets Rain Gear358 | Reciprocating Saw Blades116 |
| Punch & Chisel Set263, 264 | | Rain Suits356 | Reciprocating Saws ..25, 32, 33, 53, 54, 58, 59, 69, 72, 73, 79, 375 |
| Punch Dies179 | | Rakes | Redhead562, 596 |
| Punches | | Asphalt Rakes288 | Acrylic Adhesives559 |
| Center Punches264 | | Bow Rakes288, 294 | Blow-Out Bulbs566 |
| Drive Punches177 | | Landscape Rakes288 | Ceiling Clip Assemblies598 |
| Driver Punches176 | | Lawn Rakes288 | Concrete and Steel Pins597 |
| Hydraulic Drive Punches175 | | Stone Rakes288 | Conduit Strap Assemblies598 |
| Hydraulic Punches178 | | Ram and Hand Pumps176 | Drive Pins594, 596, 597 |
| Keyway Punches180 | | Rammers | Drop-In Anchors564, 565 |
| Knockout Punches176, 178 | | Gas Rammers429 | Drop-In Setting Tools565 |
| Mild Steel Punches176 | | Ratchet | Embedment Pins597 |
| Oiltight Punches180 | | Replacement Ratchet338 | Epoxy Adhesives560, 561 |
| Prick Punches382 | | Ratchet Adapters256, 258, 260, 261 | Extension Poles594, 599 |
| Stainless Steel Punches177 | | Ratchet and Handle Threaders146 | Fastening Tools595 |
| Stud Punches180 | | Ratchet Extensions260 | Fuel Cartridges594, 595 |
| Purlin Clips532 | | Ratchet Load Binders233 | Fuel Packs594 |
| Push Saws410 | | Ratchet Repair Kits258 | Gas Fasteners593, 594 |
| Putties | | Ratchet Threaders146 | Masonry Anchors567 |
| Firestop Putties625 | | Ratchet Wrenches177 | Plywood Pins595 |
| Putty Knives273 | | Ratcheting Knockout Sets200 | Powder Fasteners595, 596 |
| PVC Benders199 | | Ratcheting Straps225 | Powder Loads599 |
| PVC Boots356 | | Ratcheting Wrenches262, 302 | Semi Automatic Fasteners599 |
| PVC Cutters175 | | Ratchets374 | Semi-Automatic Strip Tools596 |
| PVC Heater/Benders187 | | Air Ratchets374 | Sleeve Anchors566 |
| PVC Heaters199 | | Drive Ratchets257, 259 | Strip Pins595 |
| PVC Plugs188 | | Flex Head Ratchets257 | Threaded Rod Assemblies598, 599 |
| | | Long Handle Ratchets257 | Threaded Studs597, 598 |
| Q | | Quick Release Ratchets 255, 256, 259 | Tie Strap Holder Assemblies598 |
| Quick Links230 | | Ratchet Repair Kits258 | Top Hat Pins594, 597 |
| Quick Release Ratchets ..255, 256, 259 | | Ratchets374 | Wedge Anchors561, 563, 564 |
| | | Round Head Ratchets257 | Reduced Shank Drills126 |
| | | Teardrop Ratchets257 | Reed Mfg162 |
| R | | Raven Industries | Blades Cutters163 |
| R.A.D. Assemblies66 | | Building Enclosure Films444 | Deburring Tools160 |
| Racks | | Vapor Retarders432, 444, 445 | Hinged Cutters162 |
| Hard Hat Racks340 | | Rayovac | Manhole Hooks Municipal Castings 163 |
| Pipe Racks168, 237 | | Alkaline Batteries477 | Pipe Cutters163 |
| Storage Racks197 | | Headlight Flashlights477 | Pipe Vises162 |
| Truck Racks248 | | Industrial Flashlights476 | Squeeze-Off PE Pipes165 |
| Vehicle Ladder Racks246, 247 | | Industrial Lanterns476 | Test Hydrostatic163 |
| Radians340 | | Krypton Bulbs477 | Tubing Cutter Wheels161 |
| Reflective Vests354, 355 | | LED Flashlight Industrial Clamp | Valve Keys164 |
| Safety Glasses342 | | Flashlight477 | Valve Wheel Wrenches165 |
| Safety Shirts354 | | Metal Flashlights476 | Reel Spindles197 |
| Radiant Heaters398, 662 | | Multi-Use Headlights477 | Reel Stand Spindles200 |
| Radio Microphones363 | | Razor Blade Scrapers273 | Reel Stands197 |
| Radios | | Razor Blades273 | Reels |
| Batteries Radios362 | | Reamers | Chalk Reels460 |
| Chargers Radios362 | | Alignment Reamers276 | |
| Cordless Radios58 | | | |



| | | |
|---|---|--|
| Line Reels 466 | Compact Press Tools154 | Right Angle Drills60, 61 |
| Tie-Wire Reels 304 | Corded Press Tools154 | Right Angle Grinders43 |
| Refill Chalks 465, 466 | Cordless Press Tools155 | Rigs |
| Reflective Jackets 356 | Cutter Wheels143, 144 | Core Drills Rigs409 |
| Reflective Vests 354, 355 | Cutting Pliers152 | Drill Rigs409 |
| Reflectors | Deburring Tools146 | Vacuum Pumps Rigs409 |
| Traffic Reflectors 359 | Die Heads150 | Ring Wheels615 |
| Reinforced Paper Protection 446 | Drain Cleaners157, 158, 159, 160 | Rings |
| Reinforced Wipers 643 | Electric Hole Cutters152 | Press Rings155 |
| Relton Corp. | Flaring Tools153 | Retainer Rings260 |
| Cutting Fluids 110 | Folding Rules152 | Rip Hammers280, 281 |
| Metal Cutting Fluids 110 | Geared Threader Shafts147 | Ripping Bars282 |
| Multipurpose Bits 109 | Geared Threaders147 | Rivet Busters |
| Rebar Cutters 109 | Hand Pipe142 | CPS Rivet Busters377 |
| Stick Waxes 110 | Hex Wrench138 | Rivet Shank382 |
| Stop Bits 110 | Inner/Outer Reamers146 | Rod |
| Repair Kit | Inspection Cameras155, 156 | Backer Rod433 |
| Fiberglass Repair Kit 188 | Internal Wrenches139 | Rod and Wire Hangers534 |
| Replacement Blades | LED Flashlights475 | Rod Cutters197 |
| Shovel Replacement Blades 295 | Lever Benders153 | Rod Hangers533, 570 |
| Replacement Blades Shears 90 | Nipple Chucks151 | Rods |
| Replacement Handles 294 | Pipe Cutters140, 141, 143, 144, 145 | Extension Rods415 |
| Replacement Pinlock 338 | Pipe Dies147, 150, 151, 152 | Leveling Rods455 |
| Replacement Ratchet 338 | Pipe Extractors142 | Threaded Rods510 |
| Replacement Taps 304 | Pipe Freeze Tools154 | Roll Groovers151 |
| Replacement Wheels Pipe Cutters 141 | Pipe Reamers142 | Roll Grooving Machines152 |
| Rescue | Pipe Thawers154 | Roll Visqueen444 |
| Retrieval Kit Rescue 331 | Pipe Threaders148 | Roller Frames647, 659 |
| Rescue Device | Pipe Vises140 | Rollers |
| Fall Rescue Device 326 | Pipe Wrenches137, 139 | Heavy Moving Rollers234 |
| Rescue Kits | Portable Tristand Vise140 | Paint Rollers647, 659 |
| Fall Rescue Kits 325 | Power Drive Threaders148 | Pipe Rollers507 |
| Rescue Ladders 332 | Power Drives148 | Support Rollers186 |
| Rescue/Retrieval Systems 315, 323 | Power Threader Stands149 | Roof Access Hatch654 |
| Respirator Accessories 346 | Power Threaders148, 149, 150 | Roof Anchors313, 314, 316, 325, 329, 330, 331 |
| Respirators | Prep Machines142 | Roof Anchors Permanent324 |
| Full Face Respirators 346 | Press Rings155 | Roof Clips605 |
| Half Mask Respirators 346 | Pump Oilers147 | Roof Guardrails332, 333, 334, 335 |
| Particulate Respirators 345, 346 | Ratchet and Handle Threaders146 | Roofers Shovels289 |
| Retainer Rings 260 | Ratchet Threaders146 | Roofers Spades294 |
| Retarders 432, 444 | Receding Threaders147 | Roofing Nailers588 |
| Vapor Retarders 445 | Replacement Wheels Pipe Cutters 141 | Roofing Nails585, 592 |
| Retarders Boot Kit 432 | Roll Groovers151 | Rope |
| Retarders Seam Tape 432, 445 | Roll Grooving Machines152 | Manila Rope208, 657 |
| Retractable Blade Knives 272 | Screw Extractors153 | Mason Twine208, 657 |
| Retractable Cable 328 | Soft Material Flaring Tools153 | Polypropylene Rope656 |
| Retractable Lifeline 328, 329, 331 | Soldering Guns154 | Pulling Rope208, 657 |
| Retractable Limiters 322 | Spring Loaded Jaw Basin Wrench .139 | Rope Clevis192 |
| RRetrieval Kit Rescue 331 | Spud Wrenches138 | Rope Grabs313, 323 |
| Reusable Earplugs 344 | Strap Wrenches138 | Rope Lifeline329 |
| Rhino | Thread Cutting Oils148 | Rope Lifeline System |
| Anti-Fatigue Mat 366 | Threader Die Heads149 | Rope Lifeline329 |
| Rhino Labels 652 | Threading Machine Die Heads146 | Rope Lifelines324 |
| Ridgid 157, 159 | Threading Machines149, 150 | Rope Stands191 |
| Basin Wrenches 139 | Torque Wrenches139 | Ropes |
| Bench Chain Vise 140 | Tubing Benders153 | Poly Ropes189 |
| Bolt Dies 151 | Tubing Cutters143, 144, 145 | Rotary Hammer Bits111 |
| Box End Wrenches 137 | Universal Die Heads149 | Rotary Hammer Dust Collector .39, 111 |
| Chain Wrenches 138 | Utility Locators156 | Rotary Hammers .19, 25, 39, 40, 41, 52, 54, 62, 94 |
| Cleaning Brushes 145 | Wet/Dry Vacuums101, 160 | Cordless Rotary Hammers68 |
| Closet Augers 157 | Rigger Kits234 | |
| Combination Bench & Pipe Vise ... 152 | Right Angle Attachments66 | |



| | |
|--|---------------|
| Electric Rotary Hammers | 74, 81 |
| Rotary Hammers | 54 |
| Rothenberger | |
| Compact Threading Machines | 165 |
| Cordless Cameras | 166 |
| Crimping Tools Joiners | 166 |
| Rotozip | 87 |
| Collets and Nuts | 88 |
| Electric Saws | 88 |
| Grout Removal | 88 |
| Spiral Saw | 87 |
| Round Files | 275 |
| Round Head Ratchets | 257 |
| Round Hole Channels | 489 |
| Round Point Shovels | 289, 293 |
| Round Shank Screwdrivers | 300 |
| Rousseau | |
| Miter Saw Stands | 106 |
| Stands | 106 |
| System Batter Boards | 106 |
| Routers | |
| Electric Routers | 35, 36, 82 |
| HP Routers | 104, 105 |
| Rub Bricks | 424 |
| Rubber Floats | 425 |
| Rubber Gloves | 349 |
| Rubber Mallets | 292 |
| Rubber Straps | 655 |
| Rubbermaid Commercial Products | |
| Angle Brooms | 658 |
| Carry Caddies | 243 |
| Dust Pans | 658 |
| Industrial Tilt Truck | 236 |
| Spray Bottle | 658 |
| Standard Duty Dollies | 235 |
| Standard Duty Tilt Truck | 236 |
| Standard Duty Trollies | 235 |
| Tool Boxes | 243 |
| Trash Cans | 658 |
| Utility Carts | 236 |
| Water Coolers Drinks | 361, 362, 669 |
| Rules | |
| Folding Rules | 152, 462 |
| Tape Rules | 460 |
| Wood Rules | 462 |
| Rung Locks | |
| Ladder Locks | 212 |
| S | |
| Safety Air Horns | 360 |
| Safety Cans | 251, 364 |
| Safety Caps | 339, 340 |
| Safety Curbing | 360 |
| Safety Earmuffs | 345 |
| Safety Fencing | 434 |
| Safety Flagging | 359 |
| Safety Flashlights | 474, 475 |
| Safety Glasses .. 340, 341, 342, 343, 344 | |
| Safety Goggles | 341, 342 |
| Safety Harnesses | 310, 321 |
| Safety Hats | 339 |
| Safety Headgears | 341 |

| | |
|--|--------------------|
| Safety Kit | 365, 661 |
| Safety Lanyards | 310, 311, 320 |
| Safety Lifelines | 313 |
| Safety Lighting | 359 |
| Safety Shirts | 354 |
| Safety Signs | 363 |
| Safety Vests | 354 |
| Sammys | |
| Concrete Sammys | 578 |
| Cracked concrete Sammys | 579 |
| Metal Sammys | 577 |
| Steel Sammys | 576, 577 |
| Toggle Sammys | 579 |
| Wood Sammys | 575 |
| X-Press It Sammys | 578 |
| Sammys Nut Drivers | 579 |
| Sammys Pole Tools | 579 |
| San Angelo Bars | 287 |
| Sandbags | |
| Polypropylene Sandbags | 360 |
| Sanders | 103 |
| Belt Sanders | 76 |
| Electric Sanders | 34, 35, 76 |
| Orbit Sanders | 103 |
| Sanders | 103 |
| Variable-Speed Sanders | 104 |
| Wheel Sanders | 77 |
| Saw | |
| Chain Saw | 384 |
| Spiral Saw | 87 |
| Saw Blades | 77, 91, 412 |
| Saw Circular | 91 |
| Saw Kit | 31 |
| Saw Kits | 19, 49 |
| Saws | |
| Aluminum Hacksaws | 175 |
| Band Saws ...25, 46, 53, 64, 69, 76, 93 | |
| Box Saws | 305 |
| Chain Saws | 384 |
| Chop Saws | 46, 47, 76 |
| Circular Saws 33, 49, 53, 59, 65, 73, 79, 80 | |
| Concrete Cutting Saws | 413 |
| Concrete Push Saws | 411 |
| Concrete Saws ...74, 94, 410, 411, 414 | |
| Contractors Saws | 101 |
| Cutoff Saws | 65, 411, 413 |
| Dry Cut Saws | 47 |
| Electric Saws | 88 |
| Finish Saws | 305 |
| Flat Saws | 413, 414 |
| Gas Powered Saws | 75, 409 |
| Hack Saws | 93 |
| Hole Saws 118, 119, 121, 183, 416 | |
| Hybrid Saws | 101 |
| Hypoid Saws | 72 |
| Jab Saws | 305 |
| Jig Saws | 26, 33, 34, 69, 80 |
| Keyhole Saws | 184 |
| Masonry Saws | 410 |
| Metal Cut Saws | 69 |
| Miter Saws | 34, 73 |

| | |
|--|---------------|
| Motor Saws | 101 |
| Panel Saws | 90 |
| Porta Saws | 414 |
| Push Saws | 410 |
| Reciprocating Saws 25, 32, 33, 53, 54, 58, 59, 69, 72, 73, 79, 375 | |
| Table Saws | 73 |
| Tiger Saws | 105 |
| Track Saws | 33 |
| Trim Saws | 79 |
| Wallboard Saws | 305 |
| Worm Drive Saws | 79 |
| Sawzall Blades | 115, 116 |
| Sawzalls | |
| Reciprocating Saws | 58 |
| Scabblers | 376 |
| Scaffold Netting | 449 |
| Scaffold Platforms | 213, 215 |
| Scalers | |
| Ergonomic Scalers | 380 |
| Needle Scalers | 375 |
| Pneumatic Scalers | 381 |
| Scaling Chisels | 109 |
| Scissor Head Shears | 90 |
| Scissor Lifts | 217 |
| Scoops | |
| Aluminum Scoops | 293 |
| Grain Scoops | 290 |
| Western Scoops | 293 |
| Scraper Bars | 282 |
| Scrapers | |
| Floor Scrapers | 427 |
| Material Scrapers | 288 |
| Razor Blade Scrapers | 273 |
| Sidewalk/Ice Scrapers | 288, 668 |
| Wall Scrapers | 273 |
| Scratch Awns | 304 |
| Scratch Brushes | 624 |
| Screeds | |
| Magnesium Screeds | 427 |
| Screens | |
| Wire Screens | 554 |
| Screw Anchors | 556 |
| Screw Extractors | 153, 265, 276 |
| Screw Machine Length Drills | 125 |
| Screwdriver Sets | 268 |
| Set Screwdrivers | 300 |
| Screwdrivers | |
| 11-in-1 Screwdrivers | 301 |
| 6-Way Screwdrivers | 268 |
| Cordless Screwdrivers | 25, 58 |
| Cushion-Grip Screwdrivers ...299, 300, 301 | |
| Electric Screwdrivers | 38, 61 |
| Folding Screwdrivers | 279 |
| Interchangeable Bit Screwdrivers ..129 | |
| Round Shank Screwdrivers | 300 |
| Screws | |
| Cap Screws | 494 |
| Deck Screws | 606 |
| Self Tapping Screws | 569 |



| | |
|---|-------------------------------|
| Sub Floor Screws | 607 |
| SDS Dust Extraction Systems | 39, 40 |
| Sealants | 637 |
| Acoustical Sealants | 634 |
| Concrete Cleaner | 442 |
| Concrete Sealer Compound . | 435, 436, 438, 439, 440 |
| Elastomeric Sealants | 625 |
| Firestop Sealants | 625 |
| Intumescent Sealants | 625 |
| Sealants | 637 |
| Silicone Sealants | 625, 633, 634 |
| Sealer Compound | |
| Concrete Sealer Compound | 441 |
| Sealers | |
| Mold Sealers | 207 |
| Security Lockouts | 373 |
| Segmented Blades | 416 |
| Seismic Fittings | 504 |
| Self Drilling | |
| Eye Lag Self Drilling | 585 |
| Self Retracting Lifelines | 312, 323 |
| Self Tapping Screws | 569 |
| Self-Drilling | 580, 584 |
| Self-Drilling | 580, 584 |
| Self-feed Bits | 123 |
| Self-Retracting Arrestor | 322 |
| Self-Retracting Limiters | 321, 322 |
| Semi Automatic Fasteners | 599 |
| Semi-Automatic Strip Tools | 596 |
| Sensors | |
| Stud Sensors | 465 |
| Set | |
| Dado Set | 103 |
| Punch & Chisel Set | 263, 264 |
| Set Screwdrivers | 300 |
| Sets | |
| Bricklayer Sets | 283 |
| Caster Sets | 243 |
| Hex Driver Sets | 253 |
| MultiMaster Sanding Disc Sets | 86 |
| MultiMaster Sanding Sets | 86, 87 |
| MultiMaster Cutting Blades | 84 |
| MultiMaster Floor Kits | 86 |
| MultiMaster Sawing Kits | 86 |
| MultiMaster Scraper Blades | 85 |
| MultiMaster Sets | 83 |
| MultiMaster Wood Kits | 86 |
| Screwdriver Sets | 268 |
| Setting Tool | |
| Anchor Setting Tool | 558 |
| Setting Tools | |
| Drop-In Setting Tools | 565 |
| Shackles | |
| Anchor Shackles | 229 |
| Shaft Adapters | 423 |
| Shafts | |
| Extension Shafts | 423 |
| Geared Threader Shafts | 147 |
| Vibrator Shafts | 430, 431 |
| Shank | |
| Rivet Shank | 382 |

| | |
|---|--------------------|
| Shank Chucks | 83 |
| Shank Extensions | 123 |
| Sharpener | |
| Pencil Sharpener | 467, 652 |
| Sharpie Markers | 467, 468, 652 |
| Shears | |
| Cordless Shears | 26 |
| Double-Cut Shears | 88, 89 |
| Electric Nibbler Attachment | 90 |
| Electric Shears | 46, 65, 77, 82, 89 |
| Fiber Cement Shears | 136 |
| Head Shears | 89, 90 |
| Heavy Duty Shears | 135 |
| Metal Shears | 135 |
| Replacement Blades Shears | 90 |
| Scissor Head Shears | 90 |
| Variable Speed Shears | 88 |
| Sheathing Staplers | 591 |
| Sheaves | |
| Adapter Sheaves | 190 |
| Feeding Sheaves | 191 |
| Hook-Type Sheaves | 190, 200 |
| Radius-Type Sheaves | 200 |
| Tray-Type Sheaves | 200 |
| Sheet Metal Clamps | 267 |
| Sheets | |
| Fire Barrier Sheets | 631 |
| MultiMaster Carbide Rasps | 85 |
| MultiMaster Sanding Pads | 86 |
| MultiMaster Sanding Sheets | 85, 86 |
| Shirts | |
| Safety Shirts | 354 |
| Shock Absorbing Lanyards 310, 311, 320 | |
| Shoe | |
| Bending Shoe | 186 |
| Shoe Covers | 448 |
| Shoe Groups | |
| Bending Shoe Groups | 185, 186 |
| Shoes | |
| Ladder Shoes | 212 |
| Shop Lights | 473 |
| Shop Towels | 358 |
| Shop Vac Corp. | |
| Vacuum Filter Bags | 100 |
| Vacuum Filters | 99, 100 |
| Vacuum Hose Converters | 101 |
| Vacuum Hose Couplings | 101 |
| Vacuum Hoses | 100 |
| Wet/Dry Vacuums | 99 |
| Shovel Replacement Blades | 295 |
| Shovels | |
| Industrial Shovels | 293 |
| Irrigation Shovels | 288 |
| Roofers Shovels | 289 |
| Round Point Shovels | 289 |
| Square Point Shovels | 289, 290 |
| Trenching Shovels | 290, 293 |
| Shrink Wrap | |
| Structural Shrink Wrap | 451 |
| Shroud Kit | |
| Grinder Shroud Kit | 43 |
| Side Cutters | 295, 296, 297 |

| | |
|--|---------------|
| Sidewalk/Ice Scrapers | 288, 668 |
| Siding Nails | 593 |
| Signs | |
| Safety Signs | 363 |
| Traffic Signs | 359 |
| Silicone Caulks | 630 |
| Silicone Sealants | 625, 633, 634 |
| Simpson Strong-Tie 551, 552, 553, 554, 555, 556, 557, 559, 600, 601, 602, 603, 604, 605, 606, 607 | |
| Adhesive Mixing Nozzles | 553 |
| Anchor Setting Tool | 558 |
| Bearing Plates | 601 |
| Column Caps | 603 |
| Deck Screws | 606 |
| Drop-In Anchors | 558 |
| Epoxy Cartridges | 551 |
| Joist | 603 |
| Panel Clips | 606 |
| Post Bases | 602 |
| Post Caps | 602 |
| Roof Clips | 605 |
| Screw Anchors | 556 |
| Sleeve Anchors | 557 |
| Square Drive Bits | 607 |
| Strap Tie Holdowns | 601 |
| Sub Floor Screws | 607 |
| Tension Holdowns | 601 |
| Truss Hangers | 604 |
| Twist Straps | 605 |
| Wall Ties | 558, 559 |
| Sinkers | |
| Vinyl Coated Sinkers | 586 |
| Skates Moving Systems | 234 |
| Skil (See Bosch) | |
| Skyclimber | 218, 219, 220 |
| Sledge Hammers | 291, 292 |
| Sleds Moving Protection | 448 |
| Sleeve Anchors | 557, 566 |
| Sleeve Firestop Systems | 627 |
| Sleeves | |
| Cable Sleeves | 315 |
| Sliding T Handles | 259 |
| Slings | |
| Chain Slings | 224 |
| Endless Slings | 224 |
| Web Slings | 223 |
| Wire Slings | 224 |
| Slip Base Bottom/Anchor Telespar 649 | |
| Slip Joint Pliers | 265, 296 |
| Slotted | |
| Zip Slotted | 583 |
| Slotted Channels | 510 |
| Smoke and Sound | |
| Smoke Sealants | 626 |
| Smoke Lens Glasses | 343 |
| Smoke Sealants | 626 |
| Snake Setting Tool | 570 |
| Snap Off Knives | 272 |
| Snips | |
| Aluminum Snips | 269 |
| Aviation Snips | 269 |



| | | |
|---|---|--|
| Compound Action Snips 269 | Sleeve Firestop Systems 627 | Ladder Stabilizers 211, 332 |
| Electrician Snips 303 | Smoke Sealants 626 | Stainless Steel Dropin 568 |
| Offset Snips 269 | Strips Wrap 626 | Stainless Steel Punches 177 |
| Tinner Snips 270 | Speed Bumps 360 | Stair Guardrails 333 |
| Soap | Speed Squares 459 | Stakes |
| Hand Soaps 644 | Speeder Handles 255, 256, 257 | Construction Stakes 433, 655 |
| Soapstone Markers 466 | Spindle | Stand |
| Socket Adapters 133 | Reel Spindles 197 | Laser Floor Stand 454 |
| Socket Channel 261 | Spindles | Standard Crown Staples 590, 591 |
| Socket Extensions 129 | Reel Stand Spindles 200 | Standard Duty Dollies 235 |
| Socket Kit Pole Tools 579 | Spiral Saw 87 | Standard Duty Tilt Truck 236 |
| Sockets | Splicer 389 | Standard Duty Trolleys 235 |
| Deep Impact Sockets 253 | Splicers | Stands 106 |
| Deep Sockets 253, 257 | Cable Splicers 303 | Miter Saw Stands 34, 106 |
| Fractional Sockets 254, 255, 256, 259 | Splices | Pipe Jack Stands 170 |
| Hex Sockets 253, 254 | Horizontal Splices 205 | Pipe Stands 169, 200 |
| Impact Sockets 254, 255, 258, 260 | Split Drive Anchors 574 | Power Threader Stands 149 |
| Industrial-Duty Sockets 482 | Spray Adhesives 642 | Reel Stands 197 |
| Lobular Opening Sockets 260 | Spray Applicators 644 | Rope Stands 191 |
| Spark Plug Sockets 256 | Spray Bottle 658 | Stands 106 |
| Soft Material Flaring Tools 153 | Spray Foam 636, 637 | Table Saw Stands 36 |
| Soil Probes 294 | Spray Lubricants 644 | Stanley Industrial Tools 273 |
| Soldering Guns 154 | Sprayers | 6-Way Screwdrivers 268 |
| Solid Channels 489, 490, 491, 509, 510 | Backpack Sprayers 434 | Ball Pein Hammers 291 |
| Sonneborn (BASF) 434, 435, 436, 437, | Concrete Sprayers 433 | Box Saws 305 |
| 438, 439, 440, 441, 442, 443, 633 | Degreasing/Cleaning Sprayers 434 | Cable Staples 284 |
| Concrete Caulk 440, 442, 633 | Sprayon 640, 641 | Carpenter Squares 458 |
| Concrete Cleaner 442 | Corrosion Inhibitors 639 | Chalk Reels 460 |
| Concrete Dampproofing 438 | Cutting Lubricants 640 | Combination Squares 458 |
| Concrete Foundation 438 | Electronic Cleaners 640 | Crown Staples 284 |
| Concrete Hardener 435 | Insect Insecticides 641 | Dead Blow Hammers 291 |
| Concrete Sealer Compound 435, 436, | Maintenance Cleaners 640 | Finish Saws 305 |
| 438, 439, 440, 441 | Sprays | Hammer Tackers 284 |
| Sonotube | Fire Barrier Sprays 626, 630 | Jab Saws 305 |
| Concrete Forms 432 | Spring Claws 264 | Knife Blades 273, 274 |
| Sorbents | Spring Loaded Jaw Basin Wrench 139 | Measuring Tapes 460 |
| Oil Sorbents 365, 661 | Spud Wrenches 138 | Plumb Bobs 305 |
| Sound Curtains 451 | Square Drive Bits 607 | Pocket Knives 273 |
| Spade Bits 128 | Square Files 275 | Pry Bars 283 |
| Spades | Square Ornamental Trowels 428 | Putty Knives 273 |
| Drain Spades 293 | Square Point Shovels 289, 290, 293 | Razor Blade Scrapers 273 |
| Roofers Spades 294 | Squares | Razor Blades 273 |
| Spark Lighters 174 | Carpenter Squares 458 | Retractable Blade Knives 272 |
| Spark Plug Sockets 256 | Combination Squares 458 | Screwdriver Sets 268 |
| Spatulas | Framing Squares 458 | Snap Off Knives 272 |
| Caulk Spatulas 636 | Professional Squares 458 | Speed Squares 459 |
| Special Files 274 | Speed Squares 459 | Staple Guns 284 |
| Specified Technologies (STI) 627, 628, | Try Squares 458 | Stud Sensors 465 |
| 629 | Squeegees & Scrapers | Tape Measures 459, 460 |
| Cable Firestop Systems 628 | Floor Squeegees/Scrapers 659 | Tape Rules 460 |
| Collar Firestop 626 | Squeeze-Off PE Pipes 165 | Torpedo Levels 459 |
| Elastomeric Sealants 625 | Sqwincher Corp. | Utility Knives 272, 273 |
| Fire Barrier Mortars 626 | Drinks Electrolyte 362, 668 | Wall Scrapers 273 |
| Fire Barrier Sheets 627 | Electrolyte Drinks 362, 668, 669 | Wallboard Saws 305 |
| Fire Barrier Sprays 626 | Stabila | Wood Chisels 305 |
| Firestop Grommets 628 | Electronic Levels 456 | Staple Guns 284 |
| Firestop Pillows 627 | Extendable Levels 456 | Staplers |
| Firestop Putties 625 | Lasers Measures 454, 455 | Construction Staplers 591 |
| Firestop Sealants 625 | Magnetic Levels 456 | Framing Staplers 591 |
| Firestop Warning Signs 629 | Plate Levels 456 | Fuel Powered Staplers 591 |
| Intumescent Sealants 625 | Torpedo Levels 456 | Narrow Crown Staplers 591 |
| Silicone Sealants 625 | Stabilizers | Sheathing Staplers 591 |



| | | |
|---|---|--|
| Staples Cable Staples 284 Crown Staples 284 Fine Wire Staples 593 Medium Crown Staples 593 Narrow Crown Staples 591 Standard Crown Staples 590, 591 Wide Crown Staples 592 Starrett 463, 464 Station Eyewash 363 Steel Bits 115, 130 Steel Dock 600 Steel Hammers 281 Steel Sammys 576, 577 Steel Saw Blades 78 Steel Tapes 462 Step Bits 130, 180, 182 Step Ladders 209 Step Tools 428 Stick Waxes 110 Stix Fish Stix 188 Stock Wedges 382 Stone Rakes 288 Stop Bits 110 Storage Cabinets 196, 240, 242, 251 Storage Racks 197 Strap Trauma Safety Strap 315 Strap Hanger Clips 534 Strap Tie Holdowns 601 Strap Wrenches 138 Straps Beam Clamp Straps 501, 506 Ratcheting Straps 225 Rubber Straps 655 Tie Down Straps 372 Tow Straps 225 Twist Straps 605 Stringliner Company Line Reels 466 Strip Pins 595 Strip Tools Semi-Automatic Strip Tools 596 Strippers Cable Strippers 194, 195, 298 Wire Strippers 175, 298 Strips Closure Strips 492 Strips Wrap 626 Structural Shrink Wrap 451 Strut Clamps 530 Strut Nuts 513 Stud Punches 180 Stud Sensors 465 Studs Draw Studs 177 Threaded Studs 597, 598 Sub Floor Screws 607 Suits Rain Suits 356 | Sumner 167, 168, 170, 171, 172, 173, 236, 237, 238 Contractor Lifts 167, 237 Cricket Carts 168, 237 Flange Pins 172 Grasshopper Carts 168, 236 Material Lifts 167, 216, 236 Pipe Carts 168, 237 Pipe Clamps 170, 171 Pipe Hold Downs 170 Pipe Jack Stands 170 Pipe Jacks 169, 170 Pipe Racks 168, 237 Pipe Stands 169 Tool Chests 171 Welding Clamps 171 Super Penetrants 643 Support Rollers 186 Supports Back Supports 371 Cable/Conduit Supports 533 Conduit Supports 533 Pipe Supports 507, 534, 535 Surface Shields 447 Adhesive Zipper 447 Carpet Protection 446 Clean Mats Protection 446 Doors Protection 447 Duct Protection 173 Floor Protection 445, 446 Masking Tapes 448 Paper Protection 433, 446, 447 Plan Covers 447 Reinforced Paper Protection 446 Shoe Covers 448 Sleds Moving Protection 448 Suspenders Leather Suspenders 372 Work Suspenders 371 Swaging Tools 233, 537 Swatters Fire Swatters 294 Sweatbands Drybrow Sweatbands 339 Hard Hat Sweatbands 339 Sweepers Magnetic Sweepers 660 Switches Foot Switches 190 Swivel Hangers 508 System Batter Boards 106 Systems Rescue/Retrieval Systems 315, 323 T Table Saw Stands 36 Table Saws 73 Tables Bending Tables 186 Perforated Tables 674 Tackers Hammer Tackers 284 | Manual Tackers 283 Wire Tackers 283 Tampers Concrete Tampers 427 Tank 600 Tanks Transfer Tanks 245 Tank-top Propane 399, 662 Tap Wrenches 278 Tape Carton Sealing Tape 646 Electrical Tape 645 Tape Measures 191, 459, 460, 461, 462 Tape Rule Holders 371 Tape Rules 460 Tapes Barricade Tapes 364 Conduit Measuring Tapes 208, 656 Fiberglass Measuring Tape 462 Flagging Tapes 364 Masking Tapes 448 Measuring Tapes 460 Pulling Tapes 208, 657 Steel Tapes 462 Taping Knives 427 Tapper Installation Tools 570 Tappers Electric Tappers 80 Tapper Installation Tools 570 Tapping Tools Thread Tapping Tools 304 Taps 278 Carbon Steel Taps 276, 277 Combination Taps 277 Hand Pipe 142 High Speed Steel Taps 277 Replacement Taps 304 Target 443 Tarps 445 Task Lights 472 Teardrop Ratchets 257 Tee Cables 204 Tee Manifolds 391 Telescoping Planks 212 Telescoping Square Telespar 648 Telespar 650 Anchors Telespar 648 Barricade Repair Hardware Telespar 650 Brackets Telespar 650 Connector Brackets Telespar 650 Fasteners Telespar 650 Kleen Break Telespar 649 Multi-Directional Slip Base Components Telespar 649 Multi-Directional Slip Base Telespar 649 Slip Base Bottom/Anchor Telespar 649 Telescoping Square Telespar 648 Telespar 650 Tubular Winged Anchors Telespar 648 Telespar and Traffic Anchors and Accessories Telespar and Traffic 651 |
|---|---|--|



| | | |
|---|--|--|
| Installation Tools Telespar and Traffic . . . 651 | Toe Jacks234 | Transit Levels455 |
| Telespar Caps & Crosses650 | Toggle Bolts574 | Trash |
| Telestrut Tubings492, 493 | Toggle Sammys579 | Bags Trash660 |
| Telpro | Tongue & Groove Pliers265 | Trash Cans658 |
| Drywall Lift232 | Tool Bags46, 368, 369, 370 | Trash Pumps405 |
| Drywall Carts231 | Tool Bars304 | Trauma Safety Strap315, 325 |
| Extensions232 | Tool Belts370 | Trays |
| Temporary Anchorage Connectors | Tool Boxes242, 243 | Tool Chest Trays240 |
| Carabiner Temporary Anchorage | Tool Buckets302 | Tray-Type Sheaves200 |
| Connectors324 | Tool Cabinets239, 240 | Treatments |
| Temporary Light Strings473 | Tool Chest Trays240 | Concrete Foundation438 |
| Temporary Power Cords479 | Tool Chests171, 239, 241, 242 | Trenching Shovels290, 293 |
| Tension Holdowns601 | Tool Holders303, 371 | Tri-Flow642 |
| Terminal Crimpers298, 299 | Tool Kits | Trim Saws79 |
| Test Hydrostatic163 | Cordless Tool Kits51 | Trimmers |
| Testers | Detection Tool Kits55 | Laminate Trimmers104 |
| Receptacle Circuit Testers482 | Expansion Tool Kits54 | Tripod Ladders210 |
| Thawers | Expansion Tools50 | Tri-Pod Manifolds391 |
| Pipe Thawers154 | Tool Lanyard325, 332 | Tripods |
| Thermostat Gloves348 | Tool Pouches303, 369 | Aluminum Tripods454 |
| Thermometers | Tools | Triumph Twist Drill Co. |
| Cordless Thermometers32 | Concrete Chisels113 | Alignment Reamers276 |
| Thimbles | Deburring Tools146, 160 | Carbon Steel Dies276 |
| Wire Rope Thimbles233, 537 | Dispensing Tools571 | Carbon Steel Taps276, 277 |
| Thread Cutting Oils148 | Fastening Tools595 | Combination Drills128 |
| Thread Tapping Tools304 | Flaring Tools153 | Combination Taps277 |
| Threaded Rod510, 549 | Hand Tools252, 253, 255 | Double End Drills127 |
| Threaded Rod Assemblies598, 599 | Step Tools428 | Extra Length Drills125 |
| Threaded Studs597, 598 | Swaging Tools233, 537 | High Speed Steel Taps277 |
| Threader Die Heads149 | Tools Dispensing571 | Jobber Drills124, 126, 127, 128 |
| Threaders | Tools Hand | Reduced Shank Drills126 |
| Geared Threaders147 | Hand Tools253 | Screw Extractors276 |
| Power Drive Threaders148 | Top Hat Pins594, 597 | Screw Machine Length Drills125 |
| Power Threaders148, 150 | Torches | Tap Wrenches278 |
| Ratchet and Handle Threaders146 | Propane Torches173, 174, 656 | Trolleys |
| Ratchet Threaders146 | Torpedo Levels456, 457, 459 | Standard Duty Trolleys235 |
| Receding Threaders147 | Torque Wrenches139, 263 | Wheel Trolleys503, 504 |
| Threader Die Heads149 | Tow Straps225 | Wide Range Trolleys228 |
| Universal Die Heads149 | Towel Wipers358 | Trouble Lights469 |
| Threading Machine Die Heads146 | Towels | Trowel Handles426 |
| Threading Machines149, 150 | Shop Towels358 | Trowels |
| Compact Threading Machines165 | TPI Corporation | Bricklaying Trowels428 |
| Three Square Files275 | Direct Drive Fans396, 670 | Finishing Trowels428 |
| Tie Back Lanyards327 | Electric Heaters398, 399 | Fresno Trowels429 |
| Tie Down Straps372 | Evaporative Coolers406, 671 | Gas Trowels429 |
| Tie Strap Holder Assemblies598 | Explosion Proof Heaters399 | Margin Trowels428, 429 |
| Tie Wire431 | Floor Fans397, 671 | Midget Trowels428 |
| Tie-Off Adapters315 | Milkhouse Heaters398, 661 | Notched Trowels429 |
| Ties | Misting Fans406, 672 | Square Ornamental Trowels428 |
| Wall Ties558, 559 | Portable Air Conditioners 406, 407, 672 | Truck Boxes243, 244, 245 |
| Tie-Wire Reels304 | Portable Blowers396, 397, 670, 671 | Truck Racks248 |
| Tiger Saws105 | Portable Fans397, 398, 669, 670 | Trucks |
| Tile Blades421 | Portable Heaters399, 662 | Industrial Tilt Truck236 |
| Tilt Truck | Radiant Heaters398, 662 | Pallet Trucks234 |
| Standard Duty Tilt Truck236 | Track Saws33 | Truss Hangers604 |
| Tinner Snips270 | TracRac, Inc. | Try Squares458 |
| Tips | Truck Racks248 | T-Squares |
| No Mar Tips590 | Traction Boots353, 667 | Drywall T-Squares458 |
| Tires | Traffic Cones359 | Tsurumi Pumps |
| Wheelbarrow Tires222 | Traffic Reflectors359 | Utility Pumps405 |
| Titanium Hammers281 | Traffic Signs359 | Tubing Benders153, 184 |
| | Transfer Tanks245 | Tubing Clamps506 |



| | |
|---|-------------------|
| Tubing Cutter Wheels | 161 |
| Tubing Cutters | 57, 143, 144, 145 |
| Tubings | |
| Telestrut Tubings | 492, 493 |
| Tubular Winged Anchors Telespar .. | 648 |
| Tuckpoint Blades | 419 |
| Tuggers | |
| 2-Speed Tuggers | 198 |
| Turbo Saw Blades | 415, 417 |
| Twin Front Ladders | 209, 210 |
| Twist Straps | 605 |
| Two-Way Radios | 362 |

U

| | |
|--|--------------------|
| U Shape Fittings | 498, 499 |
| Ultra Plastic Pipe Devices | 631 |
| Union Tools | 654, 667, 668 |
| Contractor Grade Wheelbarrows .. | 222 |
| Dual Wheel Wheelbarrows | 222 |
| Wheelbarrow Tires | 222 |
| Unistrut 489, 490, 491, 494, 500, 501, 504, 508, 509, 511, 512 | |
| Angle Fittings .. 496, 497, 498, 509, 510 | |
| Beam Clamp Straps | 501, 506 |
| Beam Clamps | 501, 502, 503 |
| Bracing Seismic | 504 |
| Cap Screws | 494 |
| Channel Fittings | 510 |
| Channel Joiners | 508 |
| Channel Nuts | 493, 507, 509, 510 |
| Clevis Hangers | 511 |
| Closure Strips | 492 |
| Concrete Inserts | 508, 509 |
| Conduit Clamps | 505 |
| Cradle Clips | 504 |
| Electrical Channels | 508 |
| End Caps | 492, 507, 509 |
| End Connectors | 507 |
| Flat Plate Fittings .. 492, 494, 495, 496 | |
| Gasketed Fittings | 497 |
| Hanger Connectors | 507 |
| Hex Nuts | 494 |
| Hinge Fittings | 504 |
| Interlock Grating | 511 |
| Joint Covers | 509 |
| Lock Washers | 494 |
| Mounting Brackets | 501 |
| Pipe Clamps | 505, 506, 511 |
| Pipe Rollers | 507 |
| Pipe Supports | 507 |
| Receptacle Covers | 508 |
| Round Hole Channels | 489 |
| Seismic Fittings | 504 |
| Slotted Channels | 510 |
| Solid Channels 489, 490, 491, 509, 510 | |
| Swivel Hangers | 508 |
| Telestrut Tubings | 492, 493 |
| Threaded Rods | 510 |
| Tubing Clamps | 506 |
| U Shape Fittings | 498, 499 |
| Wheel Trolleys | 503, 504 |
| Wing Shape Fittings | 499, 500 |

| | |
|-----------------------------------|--------------------|
| Universal Die Heads | 149 |
| Universal Joints | 256, 258, 259, 260 |
| Universal Padlocks | 372 |
| Upright Brooms | 659 |
| Utility Carts | 197, 236 |
| Utility Knife Blades | 274 |
| Utility Knives | 272, 273, 274 |
| Utility Locators | 156 |
| Utility Pumps | 405 |
| Utility Vises | 286 |
| Uvex by Honeywell | |
| Anti-Fog Cloth | 343 |
| Eyeglass Cases | 342 |
| Eyeglass Hang Cords | 342 |
| Lens Cleaners | 343 |
| Safety Glasses | 341, 342 |
| Safety Goggles | 342 |

V

| | |
|--|---------------|
| Vacuum Filter Bags | 100 |
| Vacuum Filters | 98, 99, 100 |
| Vacuum Hose Converters | 101 |
| Vacuum Hose Couplings | 101 |
| Vacuum Hoses | 100 |
| Vacuum Pumps | 409 |
| Vacuums | 98 |
| Canister Vacuums | 99 |
| Dust Extraction Vacuums | 97 |
| Hepa Vacuums | 98 |
| Wet/Dry Vacuums .. 27, 83, 84, 99, 101, 160 | |
| Valve Keys | 164 |
| Valve Wheel Wrenches | 165 |
| Vapor Retarders | 432, 444, 445 |
| Variable Speed Shears | 88, 89 |
| Variable-Speed Bench Drill Presses .. | 101 |
| Variable-Speed Grinders | 102 |
| Variable-Speed Lathes | 102 |
| Variable-Speed Sanders | 104 |
| Vaughan & Bushnell Mfg. | |
| Bricklayer Sets | 283 |
| Bricklaying Hammers | 282 |
| Construction Hammers | 282 |
| Double Face Hammers | 282 |
| Electrician Hammers | 281 |
| Fiberglass Hammers | 281 |
| Framing Hammers | 280, 281 |
| Nail Pullers | 282, 283 |
| Prospecting Picks | 282 |
| Pry Bars | 282 |
| Rip Hammers | 280, 281 |
| Ripping Bars | 282 |
| Rubber Mallets | 282 |
| Scraper Bars | 282 |
| Steel Hammers | 281 |
| Titanium Hammers | 281 |
| Wrecking Bars | 283 |
| Vehicle Chargers | 30 |
| Vehicle Chests | 241 |
| Vehicle Drawers | 247 |
| Vehicle Ladder Racks | 246, 247 |
| Vehicle Underbed Boxes | 240 |

| | |
|--|---------------|
| Ventilated Lockers | 675 |
| Ventilation Ducts | 403 |
| Vest Harnesses | 308 |
| Vests | |
| Hi-Vis Vests | 310 |
| Reflective Vests | 354, 355 |
| Safety Vests | 354 |
| Vibrator Heads | 430, 431 |
| Vibrator Heads | 431 |
| Vibrator Motors | 430, 431 |
| Vibrator Shafts | 430, 431 |
| Vinyl Coated Sinks | 586 |
| Vinylex | |
| Joint Water Stops | 443 |
| Vise Drill Presses | 102 |
| Vise Grip (See Irwin) | |
| Vises | |
| Bench Chain Vise | 140 |
| Combination Bench & Pipe Vise .. | 152 |
| Pipe Vises | 140, 162 |
| Portable Tristand Vise | 140 |
| Vises | 286 |
| Visqueen | |
| Roll Visqueen | 444 |
| VizCon | |
| Delineator Posts | 359 |
| Traffic Cones | 359 |
| Voltage Detectors | 195 |
| W | |
| Walking Groovers | 426 |
| Wall Scrapers | 273 |
| Wall Ties | 558, 559 |
| Wallboard Anchors | 574, 575 |
| Wallboard Saws | 305 |
| Wall-Form Lanyards | 312 |
| Warner Tool | |
| Aluminum Bench | 212 |
| Clamp Worklight | 474 |
| Drywall Bench | 232 |
| Magnetic Worklight | 474 |
| Warning Signs | |
| Firestop Warning Signs | 629 |
| Warning Flags | 359 |
| Washers | |
| Fender Washers | 550 |
| Flat Washers | 550 |
| Lock Washers | 494, 550 |
| Washers Accessories | 654 |
| Water | 384 |
| Water Coolers | 361, 362, 669 |
| Water Coolers Drinks | 361, 362, 669 |
| Waxes | |
| Stick Waxes | 110 |
| WD-40 Co. | |
| Spray Applicators | 644 |
| Spray Lubricants | 644 |
| Weather Guard Truck & Van Equipment | |
| 243, 244, 245, 246, 247 | |
| Transfer Tanks | 245 |
| Truck Boxes | 243, 244, 245 |
| Vehicle Drawers | 247 |



| | |
|---|--------------------|
| Web Lanyards | 321 |
| Web Slings | 223 |
| Wedge Anchors | 561, 563, 564, 569 |
| Wedge-Bolt Anchors | 568 |
| Wedges | |
| Stock Wedges | 382 |
| Weld Metals | |
| Grounding Weld Metals | 207 |
| Welders Boxes | 241 |
| Welding Clamps | 171, 267 |
| Werner Co. | 212, 221 |
| Folding Ladders | 214 |
| Scaffold Platforms | 213, 215 |
| Western Scoops | 293 |
| Wet Cutting Kits | 413 |
| Wet/Dry Vacuums 27, 83, 84, 99, 101, 160 | |
| Wheel Brushes | 622, 624 |
| Wheel Chocks | 360 |
| Wheel Sanders | 77 |
| Wheel Trolleys | 503, 504 |
| Wheelbarrow Tires | 222 |
| Wheelbarrows | |
| Contractor Grade Wheelbarrows ... | 222 |
| Dual Wheel Wheelbarrows | 222 |
| Wheels | |
| Abrasive Wheels | 47 |
| Bench Wheels | 616 |
| Cup Wheels | 418, 615 |
| Cut-Off Wheels | 619, 620, 621, 622 |
| Cutter Wheels | 143, 144 |
| Flap Wheels | 613 |
| Grinding Wheels | 613, 614, 615 |
| Measuring Wheels | 459 |
| Pipeliner's Wheels | 615 |
| Replacement Wheels Pipe Cutters | 141 |
| Ring Wheels | 615 |
| Tubing Cutter Wheels | 161 |
| White Lightning Caulks & Sealants | |
| Adhesive Caulks | 634 |
| Insulating Foams | 642 |
| Silicone Sealants | 633, 634 |
| Wide Crown Staples | 592 |
| Wide Range Trolleys | 228 |
| Wilton (See WMH Tool Group) | |
| Winch | |
| Electric Winch | 238 |
| Winco Inc. | |
| Gasoline Generators | 395 |
| Wind Clips | 445 |
| Windows | |
| Faceshield Windows | 341 |
| Wing Shape Fittings | 499, 500 |
| Winter Liners | 338, 666 |
| Wipers | |
| Reinforced Wipers | 643 |
| Towel Wipers | 358 |
| Wipes | |
| Cleaning Wipes | 346, 644 |
| Hand Wipes | 643 |
| Wire | 572 |
| Ceiling Wire | 535, 598 |
| Electrical Wire | 481 |

| | |
|---|------------------|
| Tie Wire | 431 |
| Wire | 572 |
| Wire Brooms | 659 |
| Wire Brushes | 624, 660 |
| Wire Caddies | 196 |
| Wire Carts | 197 |
| Wire Crimpers | 299 |
| Wire Dispensers | 196 |
| Wire Hangers | 534 |
| Wire Hook Portable/Temp Anchorage | |
| Connectors | 324 |
| Wire Reel Pads | 304 |
| Wire Rope Clips | 233, 537 |
| Wire Rope Grips | 230 |
| Wire Rope Thimbles | 233, 537 |
| Wire Screens | 554 |
| Wire Slings | 224 |
| Wire Strippers | 175, 298 |
| Wire Tackers | 283 |
| Wiss (See Apex Tool Group) | |
| WMH Tool Group (Jet/Wilton) | 93 |
| Ball Pein Hammers | 293 |
| Bottle Jacks | 235 |
| C- Clamps | 286 |
| Mechanics Vises | 286 |
| Pallet Trucks | 234 |
| Sledge Hammers | 292 |
| Utility Vises | 286 |
| Wobblelight (See Probuilt Professional Lighting) | |
| Wood Bit Extensions | 129 |
| Wood Bits | 129 |
| Wood Boring Bits | 182 |
| Wood Chisels | 305 |
| Wood Handle Hookaroons | 222 |
| Wood Handles | 426 |
| Wood Rules | 462 |
| Wood Sammys | 575 |
| Wood Working | 585 |
| Woodboring Bits | 129 |
| Woodhead | |
| Control | 482 |
| Hand Lamps | 482 |
| Industrial Connectors | 481 |
| Industrial Plugs | 481 |
| Industrial-Duty Adapters | 482 |
| Industrial-Duty Outlet Box | 482 |
| Industrial-Duty Sockets | 482 |
| Receptacle Circuit Testers | 482 |
| Work Benches | 240, 242 |
| Work Gloves | 351, 352 |
| Work Lights | 51, 53, 470, 472 |
| Clamp Worklights | 474 |
| Magnetic Worklights | 474 |
| Work Platforms | 334 |
| Work Suspenders | 371 |
| Worktables | |
| Portable Worktables | 243 |
| Worm Drive Saws | 79 |
| Wraps | |
| Fire Barrier Wraps | 631 |

| | |
|---|---------------|
| Strips Wrap | 626 |
| Wrecking Bars | 283, 287 |
| Wrench Knockouts | 177 |
| Wrenches | |
| Adjustable Wrenches | 266, 302 |
| Basin Wrenches | 139 |
| Box End Wrenches | 137 |
| Chain Wrenches | 138 |
| Combination Wrenches | 261, 262, 263 |
| Erection Wrenches | 301 |
| Hex Wrench | 138 |
| Impact Wrenches 17, 24, 31, 32, 38, 52, 61, 68, 74, 374 | |
| Internal Wrenches | 139 |
| Long Pattern Wrenches | 263 |
| Pipe Wrenches | 137, 139 |
| Ratcheting Wrenches | 177, 262, 302 |
| Spring Loaded Jaw Basin Wrench .. | 139 |
| Spud Wrenches | 138 |
| Strap Wrenches | 138 |
| Tap Wrenches | 278 |
| Torque Wrenches | 139, 263 |
| Valve Wheel Wrenches | 165 |

X

| | |
|---|-----|
| X Cables | 204 |
| Xcessories Squared | 651 |
| Anchors and Accessories Telespar and Traffic | 651 |
| Anchors Telespar | 648 |
| Barricade Repair Hardware Telespar | 650 |
| Brackets Telespar | 650 |
| Connector Brackets Telespar | 650 |
| Fasteners Telespar | 650 |
| Installation Tools Telespar and Traffic .. | 651 |
| Kleen Break Telespar | 649 |
| Multi-Directional Slip Base Components Telespar | 649 |
| Multi-Directional Slip Base Telespar | 649 |
| Slip Base Bottom/Anchor Telespar | 649 |
| Telespar | 650 |
| Telespar Caps & Crosses | 650 |
| Tubular Winged Anchors Telespar .. | 648 |
| X-Press It Sammys | 578 |

Y

| | |
|-----------------------------|----------|
| Yaktrax | 668 |
| Traction Boots | 353, 667 |
| Yamaha Motor Corp. | |
| Generator Accessories | 393 |
| Portable Generators | 392, 393 |

Z

| | |
|-------------------------------|----------|
| Z Shape Fittings | 498 |
| Zip Slotted | 583 |
| Zipper | |
| Adhesive Zipper | 447 |
| Zipwall, LLC | |
| Dust Barrier Systems | 448, 449 |



Part Number Index

www.edgecs.com

| | | | | | | | | | |
|------------------------|-----|-----------|-----|---------|-----|------------|-----|---------------|-----|
| 10981 | 331 | AJ32100 | 381 | AL10188 | 548 | AL12712 | 549 | AP440-1"X | 132 |
| 3M FIREDAM SPRAY 200 | 630 | AJ32200 | 381 | AL10192 | 548 | AL12716 | 549 | AP440-2"X | 132 |
| 3M2000 | 630 | AJ323 | 380 | AL10328 | 548 | AL12720 | 549 | AP440-3"X | 132 |
| 3M2000S | 630 | AJ32300 | 381 | AL10330 | 548 | AL12724 | 549 | AP440-TX-05"X | 133 |
| 3M2HA | 632 | AJ323-12 | 380 | AL10332 | 548 | AL12728 | 549 | AP440-TX-08"X | 133 |
| 3M2MCID | 632 | AJ325 | 380 | AL10336 | 548 | AL12732 | 549 | AP440-TX-10"X | 133 |
| 3M2MDA | 632 | AJ325-12 | 380 | AL10340 | 548 | AL12736 | 549 | AP440-TX-15"X | 133 |
| 3M2PCID | 632 | AJ325-18 | 380 | AL10344 | 548 | AL12740 | 549 | AP440-TX-20"X | 133 |
| 3M2TB | 632 | AJ382 | 380 | AL10348 | 548 | AL12744 | 549 | AP440-TX-25"X | 133 |
| 3M3HA | 632 | AJ383 | 380 | AL10352 | 548 | AL12748 | 549 | AP440-TX-27"X | 133 |
| 3M3MCID | 632 | AJ384 | 380 | AL10356 | 548 | AL12828 | 549 | AP440-TX-30"X | 133 |
| 3M3MDA | 632 | AJ38400 | 381 | AL10360 | 548 | AL12832 | 549 | AP440-TX-40"X | 133 |
| 3M3PCID | 632 | AJ39500 | 381 | AL10364 | 548 | AL12836 | 549 | AP440-TX-45"X | 133 |
| 3M3TB | 632 | AJ41200 | 381 | AL10368 | 548 | AL12844 | 549 | AP440-TX-50X | 133 |
| 3M4HA | 632 | AJ41758 | 382 | AL10372 | 548 | AL12852 | 549 | AP445-0X | 132 |
| 3M4MCID | 632 | AJ42100 | 381 | AL10376 | 548 | AL19232 | 548 | AP445-1"X | 132 |
| 3M4MDA | 632 | AJ42200 | 381 | AL10380 | 548 | AL19236 | 548 | AP445-10"X | 132 |
| 3M4PCID | 632 | AJ42300 | 381 | AL10384 | 548 | AL19240 | 548 | AP445-2"X | 132 |
| 3M6MCID | 632 | AJ43100 | 381 | AL10392 | 548 | AL19302 | 548 | AP445-20"X | 132 |
| 3M6PCID | 632 | AJ43300 | 381 | AL10400 | 548 | AL19306 | 548 | AP445-3"X | 132 |
| 3M77 | 642 | AJ47200 | 381 | AL10416 | 548 | AL30004 | 549 | AP445-4"X | 132 |
| 3MCP25WB | 630 | AJ48400 | 381 | AL10496 | 548 | AL30005 | 549 | AP446-1"X | 132 |
| 3MCP25WB-27 | 630 | AJ49500 | 381 | AL10500 | 548 | AL30006 | 549 | AP446-2"X | 132 |
| 3MCP25WB-5 | 630 | AJ5009 | 381 | AL10502 | 548 | AL30008 | 549 | AP480-2"X | 132 |
| 3MCS-195-3X2 | 631 | AJ5012 | 381 | AL10504 | 548 | AL30010 | 549 | AP480-3"X | 132 |
| 3MCS-195-3X3 | 631 | AJ5016 | 381 | AL10508 | 548 | AL30012 | 549 | AP480-TX-30"X | 133 |
| 3MCS-195-3X41 | 631 | AJ5209 | 381 | AL10512 | 548 | AL30014 | 549 | AP480-TX-40"X | 133 |
| 3MFB249 | 631 | AJ5218 | 381 | AL10516 | 548 | AL30016 | 549 | AP480-TX-50"X | 133 |
| 3MFB269 | 631 | AJ5220 | 381 | AL10520 | 548 | AL30020 | 549 | AP491"X | 132 |
| 3MFB369 | 631 | AJ5801 | 381 | AL10524 | 548 | AL30452 | 550 | AP491-A"X | 132 |
| 3MFD150+28BLUE | 630 | AJ5803 | 381 | AL10528 | 548 | AL30454 | 550 | AP491-B"X | 132 |
| 3MFD150+4.5LIMESTONE | 630 | AJ5805 | 381 | AL10532 | 548 | AL30456 | 550 | AP491-C"X | 132 |
| 3MFD150+BLUE | 630 | AJ5816 | 381 | AL10536 | 548 | AL30458 | 550 | AP492"X | 132 |
| 3MFD150+LIMESTONE | 630 | AJ5820 | 381 | AL10540 | 548 | AL30853 | 550 | AP492-A"X | 132 |
| 3MFIREDAM 150+4.5 BLUE | 630 | AJ592 | 382 | AL10544 | 548 | AL30855 | 550 | AP492-B"X | 132 |
| 3MFS-195 | 631 | AJ675-12 | 382 | AL10552 | 548 | AL30856 | 550 | AP492-C"X | 132 |
| 3MIC15WB | 630 | AJ675-18 | 382 | AL10556 | 548 | AL30857 | 550 | AP493"X | 132 |
| 3MMINERALWOOL | 631 | AJ682 | 382 | AL10560 | 548 | AL30858 | 550 | AP493-A"X | 132 |
| 3MMINERALWOOL | 632 | AJ882 | 382 | AL10568 | 548 | AL30859 | 550 | AP493-B"X | 132 |
| 3MMORTAR | 630 | AJ884 | 382 | AL10584 | 548 | AL30861 | 550 | AP49-A-TX-20 | 133 |
| 3MMPP+ | 631 | AJ907 | 380 | AL10664 | 548 | AL30862 | 550 | AP49-A-TX-25 | 133 |
| 3MMPP+9 | 631 | AJ908 | 380 | AL10670 | 548 | AL30863 | 550 | AP950-0"X | 133 |
| 3MMPS-2+ | 631 | AJ909 | 380 | AL10674 | 548 | AL31026 | 550 | AP950-1"X | 133 |
| 3MRC-1 | 631 | AJ910 | 380 | AL10682 | 548 | AL31027 | 550 | AP950-2"X | 133 |
| 3MULTRAPPD1.5 | 631 | AJ910-1/2 | 380 | AL10686 | 548 | AL31028 | 550 | AP950-3"X | 133 |
| 3MULTRAPPD2.0 | 631 | AJ911 | 380 | AL10690 | 548 | AL31029 | 550 | AP954-1"X | 133 |
| 3MULTRAPPD3.0 | 631 | AJ913 | 380 | AL10694 | 548 | AL31031 | 550 | AP954-2"X | 133 |
| 3MULTRAPPD4.0 | 631 | AJ922 | 380 | AL10698 | 548 | AL31033 | 550 | AP954-3"X | 133 |
| A260-8 | 515 | AL10004 | 548 | AL10702 | 548 | AL31035 | 550 | AP954-A-1"X | 133 |
| ACL11500C | 556 | AL10006 | 548 | AL10710 | 548 | AL31037 | 550 | AP954-A-2"X | 133 |
| ACL11509C | 556 | AL10008 | 548 | AL10714 | 548 | AL31039 | 550 | AP954-A-3"X | 133 |
| ACL14500C | 556 | AL10010 | 548 | AL10718 | 548 | AL31301 | 550 | AP954-B-1"X | 133 |
| ACL14509C | 556 | AL10012 | 548 | AL10722 | 548 | AL31302 | 550 | AP954-B-2"X | 133 |
| ACL241750L | 556 | AL10016 | 548 | AL10730 | 548 | AL31303 | 550 | AP954-B-3"X | 133 |
| ACL241759L | 556 | AL10018 | 548 | AL10738 | 548 | AL31304 | 550 | AP954-C-2"X | 133 |
| ACL4180C | 556 | AL10020 | 548 | AL10746 | 548 | AL31306 | 550 | AP954-C-3"X | 133 |
| ACL4189C | 556 | AL10024 | 548 | AL10754 | 548 | AL31308 | 550 | APEX-250-2 | 133 |
| ACL7500C | 556 | AL10028 | 548 | AL10770 | 548 | AL31310 | 550 | APEX-250-3 | 133 |
| ACL7509C | 556 | AL10032 | 548 | AL10904 | 548 | AL31312 | 550 | APEX-250-6 | 133 |
| ACMT1150CW0C | 556 | AL10036 | 548 | AL10908 | 548 | AL31314 | 550 | APEX-250-B-2 | 133 |
| ACMT1150MD22C | 556 | AL10040 | 548 | AL10916 | 548 | AL31693 | 550 | APEX-370-B | 133 |
| ACMT14120CW0C | 556 | AL10044 | 548 | AL10924 | 548 | AL31707 | 550 | APEX-370-B-2 | 133 |
| ACMT14120MD22C | 556 | AL10048 | 548 | AL11052 | 548 | AL31709 | 550 | APEX-500-B-2 | 133 |
| ACMT1450CW0C | 556 | AL10056 | 548 | AL11060 | 548 | AL31711 | 550 | APM-490 | 134 |
| ACMT1450MD22C | 556 | AL10078 | 548 | AL11076 | 548 | AL31749 | 550 | APM-490-2 | 134 |
| ACMT418MD22C | 556 | AL10080 | 548 | AL11092 | 548 | AL31751 | 550 | APM-490-6 | 134 |
| ACMT750CW0C | 556 | AL10082 | 548 | AL12510 | 549 | AL31759 | 550 | APMDA-08 | 134 |
| ACMT750MD22C | 556 | AL10084 | 548 | AL12512 | 549 | AL31763 | 550 | APMDA-10 | 134 |
| ACMT840MD22C | 556 | AL10088 | 548 | AL12516 | 549 | ALL9500-01 | 403 | APMDA-12 | 134 |
| AG11-627-10 | 350 | AL10092 | 548 | AL12520 | 549 | ALL9500-03 | 403 | APMDB-08 | 134 |
| AG11-627-11 | 350 | AL10096 | 548 | AL12524 | 549 | ALL9500-25 | 403 | APMDB-10 | 134 |
| AG11-627-8 | 350 | AL10100 | 548 | AL12528 | 549 | ALL9514-25 | 403 | APMDB-12 | 134 |
| AG11-627-9 | 350 | AL10104 | 548 | AL12536 | 549 | ALL9533-25 | 403 | APMDB-14 | 134 |
| AJ1377 | 381 | AL10108 | 548 | AL12540 | 549 | ALL9538-25 | 403 | AR12-909A | 257 |
| AJ1605 | 382 | AL10112 | 548 | AL12544 | 549 | AN56008 | 280 | AR12-915 | 257 |
| AJ1621 | 382 | AL10116 | 548 | AL12568 | 549 | AN56014 | 280 | AR12-972 | 257 |
| AJ22100 | 381 | AL10120 | 548 | AL12572 | 549 | AN56026 | 280 | AR12-973 | 257 |
| AJ22200 | 381 | AL10148 | 548 | AL12576 | 549 | AN56030 | 279 | AR12-974 | 257 |
| AJ23300 | 381 | AL10150 | 548 | AL12588 | 549 | AN56064 | 280 | AR12-990 | 258 |
| AJ28400 | 381 | AL10152 | 548 | AL12620 | 549 | AN56074 | 279 | AR13-126 | 259 |
| AJ30010 | 381 | AL10154 | 548 | AL12622 | 549 | AN56076 | 279 | AR13-128 | 259 |
| AJ303 | 380 | AL10156 | 548 | AL12624 | 549 | AN56122 | 279 | AR13-130 | 259 |
| AJ303-12 | 380 | AL10158 | 548 | AL12628 | 549 | AN56897 | 279 | AR13-132 | 259 |
| AJ303-18 | 380 | AL10160 | 548 | AL12632 | 549 | AN56900 | 280 | AR13-134 | 259 |
| AJ303-24 | 380 | AL10162 | 548 | AL12636 | 549 | AN57020 | 280 | AR13-136 | 259 |
| AJ307 | 380 | AL10164 | 548 | AL12640 | 549 | AN57022 | 280 | AR13-138 | 259 |
| AJ31060 | 381 | AL10168 | 548 | AL12644 | 549 | AN57026 | 280 | AR13-140 | 259 |
| AJ31080 | 381 | AL10172 | 548 | AL12648 | 549 | AP320-3"X | 132 | AR13-142 | 259 |
| AJ313 | 380 | AL10176 | 548 | AL12652 | 549 | AP320-4"X | 132 | AR13-144 | 259 |
| AJ315-12 | 380 | AL10180 | 548 | AL12656 | 549 | AP320-5"X | 132 | AR13-146 | 259 |
| AJ315-24 | 380 | AL10184 | 548 | AL12660 | 549 | AP326-3"X | 132 | AR13-148 | 259 |

Spokane, WA 509-535-9841

Billings, MT 406-248-7196

706

Yakima, WA 509-248-1144

Gillette, WY 307-682-8522



| | | | | | | | | | |
|----------------|-----|------------------|-----|--------------------|-----|------------------|-----|---------------------|-----|
| AR13-150..... | 259 | AR21-230..... | 260 | AV137-18..... | 526 | AV248B-1/2..... | 524 | AV265-20..... | 530 |
| AR13-152..... | 259 | AR21-232..... | 260 | AV137-2..... | 526 | AV248B-3/4..... | 524 | AV265-22..... | 530 |
| AR13-154..... | 259 | AR21-234..... | 260 | AV137-20..... | 526 | AV248B-3/8..... | 524 | AV265-24..... | 530 |
| AR13-156..... | 259 | AR21-236..... | 260 | AV137-2-1/2..... | 526 | AV248B-5/8..... | 524 | AV265-26..... | 530 |
| AR13-158..... | 259 | AR21-238..... | 260 | AV137-24..... | 526 | AV248C-1/2..... | 524 | AV265-30..... | 530 |
| AR13-160..... | 259 | AR21-240..... | 260 | AV137-3..... | 526 | AV248C-3/4..... | 524 | AV265-32..... | 530 |
| AR13-164..... | 259 | AR21-242..... | 260 | AV137-3/4..... | 526 | AV248C-3/8..... | 524 | AV265-36..... | 530 |
| AR13-168..... | 259 | AR21-244..... | 260 | AV137-30..... | 526 | AV248C-5/8..... | 524 | AV265-4..... | 530 |
| AR13-172..... | 259 | AR21-246..... | 260 | AV137-3-1/2..... | 526 | AV260-1..... | 515 | AV265-5..... | 530 |
| AR13-18..... | 259 | AR21-248..... | 260 | AV137-36..... | 526 | AV260-1/2..... | 515 | AV265-6..... | 530 |
| AR13-922..... | 260 | AR21-252..... | 260 | AV137-4..... | 526 | AV260-10..... | 514 | AV265-8..... | 530 |
| AR13-923..... | 260 | AR21-893..... | 255 | AV137-5..... | 526 | AV260-10..... | 515 | AV268-20..... | 529 |
| AR13-925..... | 260 | AR21-923..... | 260 | AV137-6..... | 526 | AV260-1-1/2..... | 515 | AV284A-1/2..... | 524 |
| AR13-938..... | 259 | AR21-924..... | 260 | AV137-8..... | 526 | AV260-1-1/4..... | 515 | AV284A-3/4..... | 524 |
| AR13-951..... | 260 | AR21-947..... | 260 | AV171-1..... | 528 | AV260-12..... | 514 | AV284A-3/8..... | 524 |
| AR13-952..... | 260 | AR21-951..... | 260 | AV171-10..... | 528 | AV260-12..... | 515 | AV284A-5/8..... | 524 |
| AR13-972..... | 259 | AR21-952..... | 260 | AV171-1-1/2..... | 528 | AV260-14..... | 514 | AV290-1..... | 525 |
| AR13-990..... | 259 | AR21-964..... | 260 | AV171-1-1/4..... | 528 | AV260-14..... | 515 | AV290-1/2..... | 525 |
| AR14-951..... | 261 | AR21-965..... | 260 | AV171-12..... | 528 | AV260-16..... | 514 | AV290-1-1/2..... | 525 |
| AR15-440..... | 253 | AR21-967..... | 260 | AV171-14..... | 528 | AV260-16..... | 515 | AV290-1-1/4..... | 525 |
| AR15-610..... | 254 | AR22-951..... | 261 | AV171-16..... | 528 | AV260-18..... | 515 | AV290-1-3/4..... | 525 |
| AR19-895..... | 253 | AR231-068..... | 260 | AV171-18..... | 528 | AV260-2..... | 514 | AV290-2..... | 525 |
| AR20-012..... | 258 | AR25-242..... | 263 | AV171-2..... | 528 | AV260-2..... | 515 | AV290-2-1/2..... | 525 |
| AR20-014..... | 258 | AR25-244..... | 263 | AV171-20..... | 528 | AV260-20..... | 515 | AV290-2-1/4..... | 525 |
| AR20-016..... | 258 | AR25-246..... | 263 | AV171-2-1/2..... | 528 | AV260-2-1/2..... | 515 | AV290-3/4..... | 525 |
| AR20-018..... | 258 | AR25-248..... | 263 | AV171-24..... | 528 | AV260-24..... | 515 | AV290-3/8..... | 525 |
| AR20-020..... | 258 | AR25-252..... | 263 | AV171-3..... | 528 | AV260-3..... | 514 | AV290-5/8..... | 525 |
| AR20-022..... | 258 | AR25-254..... | 263 | AV171-30..... | 528 | AV260-3..... | 515 | AV290-7/8..... | 525 |
| AR20-024..... | 258 | AR25-256..... | 263 | AV171-3-1/2..... | 528 | AV260-3/4..... | 515 | AV292-1..... | 520 |
| AR20-026..... | 258 | AR25-258..... | 263 | AV171-4..... | 528 | AV260-30..... | 515 | AV292-2..... | 520 |
| AR20-028..... | 258 | AR25-260..... | 263 | AV171-5..... | 528 | AV260-3-1/2..... | 515 | AV292-3..... | 520 |
| AR20-030..... | 258 | AR25-264..... | 263 | AV171-6..... | 528 | AV260-4..... | 514 | AV292-4..... | 520 |
| AR20-032..... | 258 | AR25-268..... | 263 | AV171-8..... | 528 | AV260-4..... | 515 | AV292-5..... | 520 |
| AR20-034..... | 258 | AR25-272..... | 263 | AV191-10..... | 525 | AV260-5..... | 514 | AV292-6..... | 520 |
| AR20-036..... | 258 | AR25-276..... | 263 | AV191-12..... | 525 | AV260-5..... | 515 | AV292-7..... | 520 |
| AR20-038..... | 258 | AR25-280..... | 263 | AV191-2..... | 525 | AV260-6..... | 514 | AV292-8..... | 520 |
| AR20-040..... | 258 | AR25-611..... | 261 | AV191-2-1/2..... | 525 | AV260-6..... | 515 | AV292L-1..... | 520 |
| AR20-042..... | 258 | AR64-041..... | 263 | AV191-3..... | 525 | AV260-8..... | 514 | AV292L-2..... | 520 |
| AR20-044..... | 258 | AR64-046..... | 263 | AV191-3-1/2..... | 525 | AV261-1..... | 516 | AV292L-3..... | 520 |
| AR20-046..... | 258 | AR64-086..... | 263 | AV191-4..... | 525 | AV261-1/2..... | 516 | AV292L-4..... | 520 |
| AR20-048..... | 258 | AR70-239..... | 264 | AV191-5..... | 525 | AV261-10..... | 516 | AV292L-5..... | 520 |
| AR20-212..... | 258 | AR70-507..... | 264 | AV191-6..... | 525 | AV261-1-1/2..... | 516 | AV292L-6..... | 520 |
| AR20-214..... | 258 | AR70-927..... | 264 | AV191-8..... | 525 | AV261-1-1/4..... | 516 | AV292L-7..... | 520 |
| AR20-216..... | 258 | AR70-929..... | 264 | AV194-1..... | 522 | AV261-12..... | 516 | AV292L-8..... | 520 |
| AR20-218..... | 258 | AR70-933..... | 264 | AV194-2..... | 522 | AV261-14..... | 516 | AV66-1..... | 521 |
| AR20-220..... | 258 | AR70-970..... | 265 | AV194-3..... | 522 | AV261-16..... | 516 | AV66-1/2..... | 521 |
| AR20-222..... | 258 | AR78-402..... | 264 | AV195-0..... | 523 | AV261-18..... | 516 | AV66-1-1/2..... | 521 |
| AR20-224..... | 258 | AR78-403..... | 264 | AV195-1..... | 523 | AV261-2..... | 516 | AV66-1-1/4..... | 521 |
| AR20-226..... | 258 | AR78-404..... | 264 | AV195-2..... | 523 | AV261-20..... | 516 | AV66-1-3/4..... | 521 |
| AR20-228..... | 258 | AR78-406..... | 264 | AV199-0..... | 523 | AV261-2-1/2..... | 516 | AV66-2..... | 521 |
| AR20-230..... | 258 | AR78-408..... | 264 | AV199-1..... | 523 | AV261-24..... | 516 | AV66-2-1/2..... | 521 |
| AR20-232..... | 258 | AR78-410..... | 264 | AV199-2..... | 523 | AV261-3..... | 516 | AV66-2-1/4..... | 521 |
| AR20-234..... | 258 | AR78-412..... | 264 | AV199-3..... | 523 | AV261-3/4..... | 516 | AV66-2-3/4..... | 521 |
| AR20-236..... | 258 | AT12B..... | 549 | AV199-4..... | 523 | AV261-3-1/2..... | 516 | AV66-3..... | 521 |
| AR20-240..... | 258 | AT12Z..... | 549 | AV199-5..... | 523 | AV261-4..... | 516 | AV66-3/4..... | 521 |
| AR20-242..... | 258 | AT12Z-12'..... | 549 | AV212-1..... | 518 | AV261-5..... | 516 | AV66-3/8..... | 521 |
| AR20-244..... | 258 | AT14Z..... | 549 | AV212-1/2..... | 518 | AV261-6..... | 516 | AV66-3-1/2..... | 521 |
| AR20-246..... | 258 | AT1Z..... | 549 | AV212-10..... | 518 | AV261-8..... | 516 | AV66-3-1/4..... | 521 |
| AR20-248..... | 258 | AT34B..... | 549 | AV212-1-1/2..... | 518 | AV262-1..... | 527 | AV66-5/8..... | 521 |
| AR20-889..... | 254 | AT34Z..... | 549 | AV212-1-1/4..... | 518 | AV262-1/2..... | 527 | AV66-7/8..... | 521 |
| AR20-893..... | 254 | AT38B..... | 549 | AV212-12..... | 518 | AV262-1-1/2..... | 527 | AW8000..... | 284 |
| AR20-895A..... | 254 | AT38Z..... | 549 | AV212-14..... | 518 | AV262-1-1/4..... | 527 | AWHT50A..... | 284 |
| AR20-897..... | 254 | AT38Z-12'..... | 549 | AV212-16..... | 518 | AV262-2..... | 527 | AWT25M..... | 283 |
| AR20-923..... | 258 | AT58B..... | 549 | AV212-18..... | 518 | AV262-2-1/2..... | 527 | AWT50M..... | 283 |
| AR20-924..... | 258 | AT58HDG..... | 549 | AV212-2..... | 518 | AV262-3..... | 527 | BCTW16..... | 431 |
| AR20-947..... | 259 | AT58Z..... | 549 | AV212-20..... | 518 | AV262-3/4..... | 527 | BF10105..... | 660 |
| AR20-952..... | 259 | AT78HDG..... | 549 | AV212-2-1/2..... | 518 | AV262-3-1/2..... | 527 | BF25C..... | 661 |
| AR21-020..... | 260 | AT78Z..... | 549 | AV212-24..... | 518 | AV262-4..... | 527 | BF25SS..... | 661 |
| AR21-024..... | 260 | AV103-1..... | 517 | AV212-3..... | 518 | AV264-10..... | 529 | BF25W..... | 661 |
| AR21-026..... | 260 | AV103-1-1/2..... | 517 | AV212-3/4..... | 518 | AV264-12..... | 529 | BF50C..... | 661 |
| AR21-028..... | 260 | AV103-1-1/4..... | 517 | AV212-30..... | 518 | AV264-14..... | 529 | BF5C..... | 661 |
| AR21-030..... | 260 | AV103-2..... | 517 | AV212-3-1/2..... | 518 | AV264-16..... | 529 | BF90850..... | 365 |
| AR21-032..... | 260 | AV103-2-1/2..... | 517 | AV212-4..... | 518 | AV264-18..... | 529 | BF90850..... | 661 |
| AR21-034..... | 260 | AV103-3..... | 517 | AV212-5..... | 518 | AV264-2-1/2..... | 529 | BF92000..... | 661 |
| AR21-036..... | 260 | AV103-3/4..... | 517 | AV212-6..... | 518 | AV264-22..... | 529 | BF92001..... | 364 |
| AR21-038..... | 260 | AV103-4..... | 517 | AV212-8..... | 518 | AV264-24..... | 529 | BF92001..... | 661 |
| AR21-040..... | 260 | AV103-5..... | 517 | AV212FP-10..... | 517 | AV264-26..... | 529 | BF92010..... | 365 |
| AR21-042..... | 260 | AV103-6..... | 517 | AV212FP-12..... | 517 | AV264-3..... | 529 | BF92010..... | 661 |
| AR21-044..... | 260 | AV103-8..... | 517 | AV212FP-2-1/2..... | 517 | AV264-30..... | 529 | BIO54-44-01..... | 335 |
| AR21-046..... | 260 | AV112-1..... | 522 | AV212FP-3..... | 517 | AV264-3-1/2..... | 529 | BIO54-44-02..... | 335 |
| AR21-048..... | 260 | AV112-1-1/4..... | 522 | AV212FP-3-1/2..... | 517 | AV264-32..... | 529 | BIO54-46-9000..... | 335 |
| AR21-052..... | 260 | AV113-1..... | 522 | AV212FP-4..... | 517 | AV264-36..... | 529 | BIO54-46-9000N..... | 335 |
| AR21-054..... | 260 | AV113-1-1/4..... | 522 | AV212FP-5..... | 517 | AV264-4..... | 529 | BIO54-46-9100..... | 335 |
| AR21-056..... | 260 | AV137-1..... | 526 | AV212FP-6..... | 517 | AV264-5..... | 529 | BIO54-46-9100N..... | 335 |
| AR21-058..... | 260 | AV137-1/2..... | 526 | AV212FP-8..... | 517 | AV264-6..... | 529 | BIO54-48-300..... | 335 |
| AR21-060..... | 260 | AV137-10..... | 526 | AV218..... | 519 | AV264-8..... | 529 | BIO54-48-301..... | 335 |
| AR21-062..... | 260 | AV137-1-1/2..... | 526 | AV228-1..... | 519 | AV265-10..... | 530 | BIO54-48-302..... | 335 |
| AR21-064..... | 260 | AV137-1-1/4..... | 526 | AV228-2..... | 519 | AV265-12..... | 530 | BIO54-48-314..... | 335 |
| AR21-224..... | 260 | AV137-12..... | 526 | AV228-3..... | 519 | AV265-14..... | 530 | BIO54-49-102..... | 336 |
| AR21-226..... | 260 | AV137-14..... | 526 | AV228-4..... | 519 | AV265-16..... | 530 | BIO54-49-9000..... | 335 |
| AR21-228..... | 260 | AV137-16..... | 526 | AV228-5..... | 519 | AV265-18..... | 530 | BIO54-49-9000N..... | 335 |

Boise, ID 208-377-0158

Eugene, OR 541-342-3641

Idaho Falls, ID 208-522-7082

Medford, OR 541-779-0187



Part Number Index

www.edgecs.com

| | | | | | | | | | |
|-------------------------|-----|--------------------------|-----|--------------------|-----|--------------------|-----|--------------------|-----|
| BIO54-54-9200..... | 335 | BUU30RT..... | 202 | CAK20..... | 534 | CDGR1182CPLUS..... | 206 | CEP6221PDC75..... | 471 |
| BIO54-54-9200N..... | 335 | BUU31ART..... | 202 | CAK8..... | 534 | CDGR1182GPLUS..... | 206 | CEP6240CC..... | 471 |
| BIO54-54-9400..... | 335 | BUU31RT..... | 202 | CAKX..... | 534 | CDGR1182QPLUS..... | 206 | CEP6240PDC150..... | 471 |
| BIO54-54-9400N..... | 335 | BUU32ART..... | 202 | CAM24..... | 532 | CDGRC-182Q..... | 205 | CEP6241PC..... | 471 |
| BO1 618 571 014..... | 83 | BUU32RT..... | 202 | CAM24S..... | 532 | CDGT1141GPLUS..... | 206 | CEP6241PDS150..... | 471 |
| BO1 618 580 000..... | 83 | BUU34ART..... | 202 | CAM58..... | 532 | CDGT1141LPLUS..... | 206 | CEP8612..... | 470 |
| BO11240..... | 81 | BUU34RT..... | 202 | CAM58S..... | 532 | CDGT1141VPLUS..... | 206 | CFK220-170..... | 361 |
| BO11247..... | 81 | BUU36ART..... | 202 | CAMPLS..... | 534 | CDGT1161GPLUS..... | 206 | CFK229-018..... | 361 |
| BO11255VSR..... | 80 | BUU36RT..... | 202 | CAMSR24..... | 534 | CDGT1161LPLUS..... | 206 | CFK610-027..... | 360 |
| BO11263EVS..... | 81 | BUU39ART-2..... | 202 | CAMSR58..... | 534 | CDGT1-161V..... | 205 | CFK610-028..... | 360 |
| BO11304K..... | 81 | BUU39RT..... | 202 | CAMSS24..... | 534 | CDGT1161VPLUS..... | 206 | CFK610-029..... | 361 |
| BO1365K..... | 81 | BUU4CABT..... | 202 | CAMSS58..... | 534 | CDGT1162CPLUS..... | 206 | CFK610-030..... | 361 |
| BO1462VS..... | 80 | BUU4CART..... | 202 | CAPCS2..... | 533 | CDGT1162GPLUS..... | 206 | CFK610-033..... | 361 |
| BO1500C..... | 82 | BUU5CRT..... | 202 | CARPS360400..... | 535 | CDGT1181GPLUS..... | 206 | CG0012C..... | 285 |
| BO1529B..... | 82 | BUU6CABT..... | 202 | CARPS360405..... | 535 | CDGT1181LPLUS..... | 206 | CG0090MC..... | 285 |
| BO1530..... | 82 | BUU997..... | 202 | CARPS360422..... | 535 | CDGT1181LPLUS..... | 206 | CG0112C..... | 285 |
| BO1534..... | 82 | BUU997..... | 202 | CARPS360423..... | 535 | CDGT1182CPLUS..... | 206 | CG0143226..... | 233 |
| BO1677M..... | 79 | BUUC..... | 202 | CARPS50H4EG..... | 534 | CDGT1182GPLUS..... | 206 | CG0143326..... | 233 |
| BO1821..... | 81 | BUUO..... | 202 | CARPS50H6EG..... | 534 | CDGTC-161T..... | 205 | CG0143426..... | 233 |
| BO1942..... | 82 | BW200598..... | 335 | CASCH12..... | 530 | CDGTC-161V..... | 205 | CG0180512..... | 232 |
| BO1944LCDK..... | 82 | BWDOCK2-2-1C1N-00-G..... | 337 | CASCH12B..... | 530 | CDGTC-162G..... | 205 | CG0190MC..... | 285 |
| BO290-01..... | 88 | BWDOCK2-2-1C1P-00-G..... | 337 | CASCH16..... | 530 | CDGTC-162Q..... | 205 | CG0190MTN..... | 285 |
| BO290-KIT..... | 88 | BWDOCK2-2-1N-00-G..... | 337 | CASCH20..... | 530 | CDGTC-182Q..... | 205 | CG0290MC..... | 285 |
| BOBAT021..... | 79 | BWDOCK2-2-1P-00-G..... | 337 | CASCH8..... | 530 | CDL-160..... | 207 | CG0390MC..... | 285 |
| BOBAT181..... | 79 | BWMC2-OOHM-*NA..... | 336 | CASGB16A..... | 532 | CDLAC-2QEK..... | 204 | CG0513574..... | 232 |
| BOBAT240..... | 79 | BWMC2-OOHO-*NA..... | 336 | CASGB24A..... | 532 | CDLAC-3QEH..... | 204 | CG0513665..... | 232 |
| BOBAT411..... | 79 | BWMC2-OOOM-*NA..... | 336 | CASK1251..... | 534 | CDNCR-162G..... | 205 | CG0590MC..... | 285 |
| BOBC004..... | 79 | BWMC2-XOHM-*NA..... | 336 | CASLICK250..... | 513 | CDNT1141GPLUS..... | 206 | CG0590RBJ..... | 285 |
| BOCS10..... | 79 | BWMC2-XOHO-*NA..... | 336 | CASLICK375..... | 513 | CDNT1141LPLUS..... | 206 | CG066F..... | 462 |
| BOHPT101D..... | 117 | BWMC2-XOOM-*NA..... | 336 | CASLICK500..... | 513 | CDNT1141VPLUS..... | 206 | CG0690TN..... | 285 |
| BOJS365..... | 80 | BWMC2-XOOO-*NA..... | 336 | CASN25..... | 514 | CDNT1161GPLUS..... | 206 | CG1066D..... | 462 |
| BORH228VC..... | 81 | BWMC2-XWHN-*NA..... | 336 | CASN37..... | 514 | CDNT1161LPLUS..... | 206 | CG1412C..... | 285 |
| BORS428..... | 79 | BWMC2-XWHO-*NA..... | 336 | CASN50..... | 514 | CDNT1-161V..... | 205 | CG1490MC..... | 285 |
| BOT101A..... | 117 | BWMC2-XWOM-*NA..... | 336 | CATSGB16..... | 532 | CDNT1161VPLUS..... | 206 | CG6130..... | 285 |
| BOT101A0..... | 117 | BWMC2-XWOO-*NA..... | 336 | CATSGB24..... | 532 | CDNT1181GPLUS..... | 206 | CG6140..... | 285 |
| BOT101B..... | 117 | BWQT-OOHM-*Y-NA..... | 336 | CD115..... | 207 | CDNT1181LPLUS..... | 206 | CG6150..... | 285 |
| BOT101BF..... | 117 | BWQT-OOHO-*Y-NA..... | 336 | CD115PLUSF20..... | 204 | CDNT1181VPLUS..... | 206 | CG6160..... | 285 |
| BOT101BR..... | 117 | BWQT-OOOM-*Y-NA..... | 336 | CD115PLUSF20..... | 204 | CDPLUSCU..... | 207 | CG6203604..... | 233 |
| BOT101DP..... | 117 | BWQT-XOHM-*Y-NA..... | 336 | CD115PLUSF20..... | 204 | CDPTC-1T1T..... | 204 | CG6207803..... | 233 |
| BOT111C..... | 117 | BWQT-XOHO-*Y-NA..... | 336 | CD115PLUSF20..... | 204 | CDSSC-2G..... | 205 | CG7000427..... | 232 |
| BOT111CF..... | 117 | BWQT-XOOM-*Y-NA..... | 336 | CD115PLUSF20..... | 204 | CDSSC-2L..... | 205 | CG7000427..... | 537 |
| BOT113A3..... | 117 | BWQT-XOOO-*Y-NA..... | 336 | CD115PLUSF20..... | 204 | CDSSC-2Q..... | 205 | CG7000627..... | 232 |
| BOT118A..... | 117 | BWQT-XWHM-*Y-NA..... | 336 | CD115PLUSF20..... | 207 | CDT313..... | 207 | CG7000627..... | 537 |
| BOT118AF..... | 117 | BWQT-XWHO-*Y-NA..... | 336 | CD150..... | 207 | CDT-314..... | 208 | CG7000827..... | 232 |
| BOT118B..... | 117 | BWQT-XWOM-*Y-NA..... | 336 | CD150PLUSF20..... | 204 | CDT320..... | 207 | CG7000827..... | 537 |
| BOT118EF..... | 117 | BWQT-XWOO-*Y-NA..... | 336 | CD150PLUSF20..... | 204 | CDT320A..... | 207 | CG7250N..... | 285 |
| BOT118G..... | 117 | BZ304182..... | 174 | CD150PLUSF20..... | 204 | CDT394..... | 208 | CG7250W..... | 285 |
| BOT119B0..... | 117 | BZ32477..... | 174 | CD150PLUSF20..... | 204 | CDT403..... | 207 | CG7679038..... | 233 |
| BOT119B03..... | 117 | BZ4000MZKC..... | 174 | CD150PLUSF20..... | 204 | CDTAC-1T1T..... | 204 | CG7679038..... | 537 |
| BOT11G..... | 117 | BZT3000KC..... | 174 | CD150PLUSF20..... | 204 | CDTAC-1V1L..... | 204 | CGAL725..... | 461 |
| BOT123X..... | 117 | BZTS1500T..... | 173 | CD150PLUSF20..... | 204 | CDTAC-2C2C..... | 204 | CGAL725MAG..... | 461 |
| BOT127D..... | 117 | BZTS3000T..... | 173 | CD150PLUSF20..... | 204 | CDTAC-2G2G..... | 204 | CGB7675324..... | 233 |
| BOT127DF..... | 117 | BZTS4000T..... | 174 | CD150PLUSF20..... | 207 | CDTAC-2Q2G..... | 204 | CGB7675324..... | 537 |
| BOT18A..... | 117 | BZTS99T..... | 174 | CD200..... | 207 | CDTAC-2Q2Q..... | 204 | CGB7675344..... | 233 |
| BOT211HF..... | 117 | BZTX405..... | 174 | CD200PLUSF20..... | 204 | CDTAC-2S1K..... | 204 | CGB7675344..... | 537 |
| BOT218A..... | 117 | BZTX406..... | 174 | CD200PLUSF20..... | 207 | CDTAC-2V2G..... | 204 | CGB7675354..... | 233 |
| BOT318A..... | 117 | CA1226T1..... | 532 | CD25..... | 207 | CDTAC-4L2Q..... | 204 | CGB7675354..... | 537 |
| BOT318B..... | 117 | CA16M24..... | 532 | CD250..... | 207 | CDTAC-9J9J..... | 204 | CGC1286..... | 462 |
| BUPAT46C-LI..... | 201 | CA16M24SM..... | 532 | CD250PLUSF20..... | 204 | CDVFC-1T-V3C..... | 205 | CGD550PK..... | 285 |
| BUPAT644-LI..... | 201 | CA16M58..... | 532 | CD250PLUSF20..... | 207 | CDVSC-1T..... | 205 | CGFE100..... | 461 |
| BUPAT644XT18V..... | 201 | CA20M24..... | 532 | CD25PLUSF20..... | 207 | CDVSC-1T-V3C..... | 205 | CGFE100D..... | 461 |
| BUPAT750C-LI..... | 201 | CA2H4..... | 532 | CD300PLUSF20..... | 204 | CDVSC-2G..... | 205 | CGHV1048CM..... | 461 |
| BUPAT750XT18V..... | 201 | CA304B2..... | 533 | CD32..... | 207 | CDVSC-2L-V3C..... | 205 | CGHV1049CME..... | 461 |
| BUPAT81KFT18V..... | 201 | CA4H24..... | 532 | CD32PLUSF20..... | 207 | CDVSC-2Q..... | 205 | CGHV1312D..... | 461 |
| BUPATCUT129ACSR18V..... | 202 | CA4H58..... | 532 | CD400PLUSF20..... | 204 | CDVSC-3Q..... | 205 | CGHV1425..... | 461 |
| BUPATCUT245CUAL18V..... | 202 | CA4T1B..... | 534 | CD45..... | 207 | CDXAC-2L2L..... | 205 | CGHV1425D..... | 461 |
| BUPT29291..... | 202 | CA512HD..... | 534 | CD45PLUSF20..... | 207 | CDXAC-2Q2Q..... | 204 | CGL525..... | 461 |
| BUPT29291..... | 202 | CA515A..... | 532 | CD500..... | 207 | CEP1330FT..... | 469 | CGM1R..... | 269 |
| BUPT29291..... | 202 | CA6M..... | 530 | CD500PLUSF20..... | 204 | CEP3110..... | 470 | CGM2R..... | 269 |
| BUPU998..... | 202 | CA6TB..... | 534 | CD613480..... | 208 | CEP3111..... | 470 | CGM3R..... | 269 |
| BUPU998..... | 202 | CA6TI..... | 534 | CD65..... | 207 | CEP3115..... | 470 | CGPS1806..... | 462 |
| BUU1011..... | 202 | CA6TI24..... | 533 | CD65PLUSF20..... | 207 | CEP3116..... | 470 | CGPS1808..... | 462 |
| BUU1011..... | 202 | CA6TI58..... | 533 | CD815880..... | 208 | CEP5050..... | 470 | CGPSFE100..... | 461 |
| BUU1104..... | 202 | CA6T1B..... | 534 | CD90..... | 207 | CEP5125-I..... | 470 | CGPSFE200..... | 461 |
| BUU1105..... | 202 | CA740..... | 533 | CD90PLUSF20..... | 204 | CEP5220..... | 469 | CGPSFE300..... | 461 |
| BUU1CART..... | 202 | CA781..... | 533 | CD90PLUSF20..... | 204 | CEP5270..... | 469 | CGRCT..... | 285 |
| BUU1CRT-1..... | 202 | CA812M24..... | 532 | CD90PLUSF20..... | 204 | CEP5610-I..... | 470 | CGT7670419..... | 233 |
| BUU25ART..... | 202 | CA812M24SM..... | 532 | CD90PLUSF20..... | 204 | CEP5650-I..... | 470 | CGT7670419..... | 537 |
| BUU25RT..... | 202 | CA812M41..... | 530 | CD90PLUSF20..... | 207 | CEP5710..... | 470 | CGT7670429..... | 233 |
| BUU26ART..... | 202 | CA812MB18..... | 532 | CDGR1141GPLUS..... | 206 | CEP5750..... | 470 | CGT7670429..... | 537 |
| BUU26RT..... | 202 | CAAB..... | 534 | CDGR1141LPLUS..... | 206 | CEP5905..... | 470 | CGT7670439..... | 233 |
| BUU27ART..... | 202 | CAAF14..... | 532 | CDGR1141VPLUS..... | 206 | CEP5911..... | 470 | CGT7670439..... | 537 |
| BUU27RT..... | 202 | CABC..... | 512 | CDGR1161GPLUS..... | 206 | CEP6210DC..... | 471 | CGT7670609..... | 537 |
| BUU28ART..... | 202 | CACAT32AB..... | 533 | CDGR1161LPLUS..... | 206 | CEP6210PDC30..... | 471 | CGT7670609..... | 537 |
| BUU28RT..... | 202 | CACD1B..... | 533 | CDGR1161LPLUS..... | 206 | CEP6211DC..... | 471 | CGT7670619..... | 233 |
| BUU29ART..... | 202 | CACRLB37EG..... | 513 | CDGR1162CPLUS..... | 206 | CEP6212PDC30..... | 471 | CGT7670619..... | 537 |
| BUU29RT..... | 202 | CACRLS37EG..... | 513 | CDGR1162GPLUS..... | 206 | CEP6214PDC15..... | 471 | CGT7670629..... | 233 |
| BUU2CABT..... | 202 | CAESG1..... | 533 | CDGR1162QPLUS..... | 206 | CEP6220CC..... | 471 | CGT7670629..... | 537 |
| BUU2CABT..... | 202 | CAIDS..... | 532 | CDGR1181GPLUS..... | 206 | CEP6220PDC45..... | 471 | CGW12MP..... | 269 |
| BUU2CRT..... | 202 | CAK12..... | 534 | CDGR1181LPLUS..... | 206 | CEP6220PDC75..... | 471 | CGWCS5..... | 270 |
| BUU30ART..... | 202 | CAK16..... | 534 | CDGR1181VPLUS..... | 206 | CEP6221CC..... | 471 | CGWF18..... | 270 |

Spokane, WA 509-535-9841

Billings, MT 406-248-7196



| | | | | | | | | | |
|---------------|-----|-----------------|-----|----------------------|-----|--------------------|-----|-------------------|-----|
| CGWHN1..... | 270 | CM458735..... | 230 | COL01487-00-02..... | 478 | CPCP 4125 3H..... | 378 | CS1539..... | 368 |
| CGWS3..... | 270 | CM48304..... | 228 | COL01488-00-02..... | 478 | CPCP 4125 3R..... | 378 | CS1578..... | 368 |
| CGWS6..... | 270 | CM48305..... | 228 | COL01489-00-02..... | 478 | CPCP 4125 4H..... | 378 | CS1579..... | 369 |
| CH1949..... | 433 | CM48360..... | 229 | COL0151..... | 473 | CPCP 4125 4R..... | 378 | CS175L..... | 351 |
| CH2209..... | 434 | CM48363..... | 229 | COL01918-00-08..... | 479 | CPCP 4130 3H..... | 378 | CS175M..... | 351 |
| CH61800..... | 434 | CM48364..... | 229 | COL01919-00-08..... | 479 | CPCP 4130 3R..... | 378 | CS175XL..... | 351 |
| CL337..... | 265 | CM48365..... | 229 | COL01920-00-08..... | 479 | CPCP 4130 4H..... | 378 | CS178234..... | 369 |
| CL350-S..... | 265 | CM48366..... | 229 | COL01970-3R-02..... | 479 | CPCP 4130 4R..... | 378 | CS21110..... | 372 |
| CL35-250..... | 265 | CM48367..... | 229 | COL01980..... | 479 | CPCP 4132 3H..... | 378 | CS2605..... | 370 |
| CL35-300..... | 265 | CM48406..... | 228 | COL02408-88-04..... | 478 | CPCP 4132 3R..... | 378 | CS275L..... | 352 |
| CL369..... | 266 | CM48769..... | 228 | COL02409-88-04..... | 478 | CPCP 4132 4H..... | 378 | CS275M..... | 352 |
| CL410..... | 265 | CM48810..... | 229 | COL02587-88-02..... | 479 | CPCP 4132 4R..... | 378 | CS275XL..... | 352 |
| CL420..... | 265 | CM48811..... | 229 | COL02588-00-02..... | 479 | CPCP 4608 D..... | 377 | CS2823..... | 370 |
| CL422..... | 265 | CM48949..... | 228 | COL02589-00-02..... | 479 | CPCP 4608 P..... | 377 | CS302..... | 367 |
| CL426..... | 265 | CM5310..... | 227 | COL02688-88-02..... | 479 | CPCP 4611 D..... | 377 | CS303..... | 367 |
| CL430..... | 265 | CM5311..... | 227 | COL02689-88-02..... | 479 | CPCP 4611 P..... | 377 | CS313..... | 366 |
| CL432..... | 265 | CM5312..... | 227 | COL02800-00-01..... | 480 | CPCP0951..... | 375 | CS339..... | 367 |
| CL435..... | 265 | CM5313..... | 227 | COL02816-88-02..... | 480 | CPCP0952..... | 375 | CS361..... | 366 |
| CL440..... | 265 | CM5315..... | 227 | COL03482-00-22..... | 478 | CPCP711..... | 374 | CS369..... | 367 |
| CL442..... | 265 | CM5316..... | 227 | COL03489-00-02..... | 478 | CPCP715..... | 374 | CS418..... | 371 |
| CL460..... | 265 | CM5317..... | 227 | COL04187-88-02..... | 479 | CPCP717..... | 374 | CS439..... | 371 |
| CL480..... | 265 | CM5318..... | 227 | COL04188-88-02..... | 479 | CPCP828..... | 374 | CS465..... | 371 |
| CL526..... | 265 | CM5320..... | 227 | COL04189-88-02..... | 479 | CPCP828H..... | 374 | CS5000L..... | 371 |
| CL528..... | 265 | CM5321..... | 227 | COL0691..... | 473 | CPCP881..... | 375 | CS5000M..... | 371 |
| CL6WCB-6..... | 266 | CM5328..... | 227 | COL07200-20-00..... | 473 | CPCP9106Q-B..... | 375 | CS5000XL..... | 371 |
| CL758..... | 265 | CM5329..... | 227 | COL07500-00-00..... | 473 | CPCP9123..... | 375 | CS5121..... | 371 |
| CL804..... | 266 | CM5330..... | 227 | COL07548-88-02..... | 473 | CPCP9356..... | 375 | CS5124..... | 371 |
| CL806W..... | 266 | CM5331..... | 227 | COL07549-88-02..... | 473 | CPCP9356/NS..... | 375 | CS5124M..... | 371 |
| CL808W..... | 266 | CM5332..... | 227 | COL07605-88-00..... | 473 | CPCP9789..... | 374 | CS526..... | 369 |
| CL810W..... | 266 | CM5333..... | 227 | COL07625..... | 473 | CPCP9790..... | 374 | CS5605..... | 370 |
| CL812W..... | 266 | CM557718..... | 230 | COL09019-88-02..... | 480 | CPCPS185DD..... | 388 | CSE4521..... | 371 |
| CL815..... | 266 | CM557719..... | 230 | COL09020-88-02..... | 480 | CPCPS185JD..... | 388 | CSG340..... | 367 |
| CL818..... | 266 | CM557720..... | 230 | COL09021-88-02..... | 480 | CPCPS185PD..... | 388 | CSG361..... | 367 |
| CL8WCB-8..... | 266 | CM557721..... | 230 | COL09022-88-02..... | 480 | CPCPS400-100..... | 388 | CSI823X..... | 370 |
| CM0210..... | 226 | CM557722..... | 230 | COL09066-88-03..... | 480 | CPCPS400-150..... | 388 | CSK500..... | 369 |
| CM0214..... | 226 | CM558322..... | 230 | COL22327-05-08..... | 481 | CPRED HAWK..... | 380 | CSM125L..... | 352 |
| CM0215..... | 226 | CM558325..... | 230 | COL22328-05-08..... | 481 | CPRP7763..... | 374 | CSM125M..... | 352 |
| CM0216..... | 226 | CM558328..... | 230 | COL22329-05-08..... | 481 | CPRP872..... | 374 | CSM125XL..... | 352 |
| CM10002..... | 222 | CM558329..... | 230 | COL26020-008-6..... | 480 | CPRP875..... | 374 | CSR1112X..... | 356 |
| CM10012..... | 222 | CM558330..... | 230 | COLL-1320..... | 469 | CPRP9122BR..... | 375 | CSR111L..... | 356 |
| CM10022..... | 222 | CM558332..... | 230 | COLL-1322..... | 469 | CPRP9540B..... | 374 | CSR111M..... | 356 |
| CM10032..... | 222 | CM558333..... | 230 | COLL-1681..... | 469 | CPRP9560..... | 374 | CSR111X..... | 356 |
| CM10042..... | 222 | CM558335..... | 230 | COLL-1923..... | 469 | CR03-229-3417..... | 359 | CSR23010..... | 356 |
| CM10052..... | 222 | CM558544..... | 230 | COLL-33..... | 469 | CR03-400..... | 359 | CSR23011..... | 356 |
| CM10062..... | 222 | CM5623A..... | 226 | CP-7750..... | 374 | CR03-500-99..... | 359 | CSR23012..... | 356 |
| CM10072..... | 222 | CM5624A..... | 226 | CP-9361-1..... | 375 | CR03-862..... | 359 | CST06-916C..... | 455 |
| CM10082..... | 222 | CM62273..... | 230 | CPCP 0003..... | 379 | CR03-864..... | 359 | CST06-925C..... | 455 |
| CM12220..... | 222 | CM62373..... | 230 | CPCP 0004..... | 379 | CR03-902..... | 434 | CS754-135K..... | 455 |
| CM2208..... | 227 | CM657718..... | 230 | CPCP 0006..... | 376 | CR2050PB..... | 360 | CS754-200K..... | 455 |
| CM2210..... | 227 | CM657719..... | 230 | CPCP 0009 A..... | 377 | CR2053KC..... | 360 | CS774-Y1008..... | 462 |
| CM2213..... | 227 | CM657720..... | 230 | CPCP 0009 AC..... | 377 | CR2055B..... | 360 | CS774-Y2008..... | 462 |
| CM2214..... | 227 | CM657721..... | 230 | CPCP 0009 F..... | 377 | CR22-56525..... | 359 | CS774-Y3008..... | 462 |
| CM2231..... | 227 | CM657722..... | 230 | CPCP 0012 2BR..... | 378 | CR97-1810..... | 432 | CST82-30080B..... | 462 |
| CM2233..... | 227 | CM659232..... | 230 | CPCP 0012 2H..... | 378 | CR97-1812..... | 431 | CSV229..... | 367 |
| CM2234..... | 227 | CM659235..... | 230 | CPCP 0014 RR..... | 377 | CRC03005..... | 643 | CSV236..... | 367 |
| CM2255..... | 227 | CM659238..... | 230 | CPCP 0022..... | 379 | CRC03060..... | 643 | CSV6355..... | 366 |
| CM2256..... | 227 | CM659239..... | 230 | CPCP 0022..... | 379 | CRC03095..... | 643 | CSW04..... | 372 |
| CM2257..... | 227 | CM659430..... | 230 | CPCP 0032A.87 A..... | 379 | CRC03130..... | 643 | CSW06..... | 372 |
| CM2258..... | 227 | CM659722..... | 230 | CPCP 0032A.87..... | 379 | CS110USA..... | 371 | CSW08..... | 372 |
| CM2259..... | 227 | CM659725..... | 230 | CPCP 0032A-1..... | 379 | CS1119..... | 370 | CSW10..... | 372 |
| CM2260..... | 227 | CM659728..... | 230 | CPCP 0035..... | 379 | CS1134..... | 369 | CSW12..... | 372 |
| CM2262..... | 227 | CM659729..... | 230 | CPCP 0066..... | 376 | CS1137..... | 368 | CSWS02..... | 372 |
| CM2263..... | 227 | CM664028-2..... | 231 | CPCP 0069..... | 379 | CS1141..... | 368 | CT12036..... | 200 |
| CM2264..... | 227 | CM664038-2..... | 231 | CPCP 0069..... | 379 | CS1148..... | 370 | CT157PM..... | 200 |
| CM2272..... | 227 | CM664050-2..... | 231 | CPCP 0069-wet..... | 379 | CS1164..... | 368 | CT162PM..... | 200 |
| CM3302..... | 228 | CM664062-2..... | 231 | CPCP 0112 EX..... | 375 | CS125L..... | 351 | CT441..... | 200 |
| CM3304..... | 228 | CM664075-2..... | 231 | CPCP 0112 S..... | 375 | CS125M..... | 351 | CT442..... | 200 |
| CM3306..... | 228 | CM664089-2..... | 231 | CPCP 0112..... | 375 | CS125XL..... | 351 | CT443..... | 200 |
| CM3307..... | 228 | CM664100-2..... | 231 | CPCP 1210 SVR..... | 376 | CS128L..... | 351 | CT451..... | 199 |
| CM4043..... | 228 | CM664125-2..... | 231 | CPCP 1210..... | 376 | CS128M..... | 351 | CT453..... | 199 |
| CM4045..... | 228 | CM71297..... | 230 | CPCP 1210S..... | 376 | CS128XL..... | 351 | CT505..... | 201 |
| CM4047..... | 228 | CM71497..... | 230 | CPCP 1260 S..... | 376 | CS130L..... | 351 | CT660..... | 200 |
| CM4050..... | 228 | CM82108..... | 230 | CPCP 1260 S..... | 376 | CS130M..... | 351 | CT661..... | 200 |
| CM4071..... | 228 | CM82208..... | 230 | CPCP 1260 SVR..... | 376 | CS130XL..... | 351 | CT670..... | 200 |
| CM4072..... | 228 | CM82308..... | 230 | CPCP 1260 SVR..... | 376 | CS140L..... | 351 | CT77..... | 199 |
| CM4096..... | 228 | CMM2247..... | 230 | CPCP 1260..... | 376 | CS140M..... | 351 | CT77COM..... | 199 |
| CM4098..... | 228 | CMM2248..... | 230 | CPCP 1260..... | 376 | CS140XL..... | 351 | CT77EMT..... | 199 |
| CM4098..... | 228 | CMM646P..... | 229 | CPCP 1290 S..... | 376 | CS145L..... | 351 | CT77IMC..... | 199 |
| CM4098..... | 228 | CMM647P..... | 229 | CPCP 1290 S..... | 376 | CS145M..... | 351 | CT77PVC..... | 199 |
| CM4190..... | 228 | CMM648P..... | 229 | CPCP 1290 SVR..... | 376 | CS145XL..... | 351 | CT77RIG..... | 199 |
| CM4191..... | 228 | CMM649P..... | 229 | CPCP 1290 SVR..... | 376 | CS149L..... | 352 | CT812..... | 200 |
| CM4191..... | 228 | CMM650P..... | 229 | CPCP 1290..... | 376 | CS149M..... | 352 | CT818..... | 200 |
| CM4191..... | 228 | CMM651P..... | 229 | CPCP 1290..... | 376 | CS149XL..... | 352 | CT951TR..... | 200 |
| CM458544..... | 230 | CMM652P..... | 229 | CPCP 4123 2H..... | 378 | CS1517..... | 370 | CXAH10X10..... | 654 |
| CM458722..... | 230 | CMM653P..... | 229 | CPCP 4123 2R..... | 378 | CS1518..... | 371 | CXAH12X12..... | 654 |
| CM458725..... | 230 | CMM654P..... | 229 | CPCP 4123 3H..... | 378 | CS1520..... | 370 | CXAH14X14..... | 654 |
| CM458728..... | 230 | CNCSM10..... | 261 | CPCP 4123 3R..... | 378 | CS1521..... | 370 | CXAH16X16..... | 654 |
| CM458729..... | 230 | CNCSM10e..... | 261 | CPCP 4123 4H..... | 378 | CS1526..... | 368 | CXAH18X18..... | 654 |
| CM458730..... | 230 | CNCSM10s..... | 261 | CPCP 4123 4R..... | 378 | CS1528..... | 369 | CXAH24X24..... | 654 |
| CM458732..... | 230 | CNCSM12..... | 261 | CPCP 4125 2H..... | 378 | CS1529..... | 368 | CXAHDX8X..... | 654 |
| CM458733..... | 230 | CNCSM12e..... | 261 | CPCP 4125 2R..... | 378 | CS1534..... | 369 | CXTRH30X36..... | 654 |



Part Number Index

www.edgecs.com

| | | | | | | | | | |
|-----------------|-----|----------------|-----|----------------|-----|-----------------|-----|------------------|----|
| CXTRH36X36..... | 654 | DI1113318..... | 307 | DP05441..... | 416 | DP53737..... | 417 | DTDC9310..... | 30 |
| DB1652990..... | 239 | DI1113320..... | 307 | DP05472..... | 416 | DP53741..... | 417 | DTDC9319..... | 30 |
| DB1653990..... | 239 | DI1113321..... | 307 | DP05483..... | 416 | DP53742..... | 417 | DTDC9320..... | 29 |
| DB1654990..... | 239 | DI1113322..... | 307 | DP05509..... | 416 | DP53743..... | 417 | DTDCB100..... | 30 |
| DB1655990..... | 239 | DI1113323..... | 307 | DP05529..... | 416 | DP54487..... | 411 | DTDCB101..... | 30 |
| DB1656990..... | 239 | DI1113335..... | 306 | DP05571..... | 416 | DP5800630..... | 411 | DTDCB103..... | 29 |
| DB1657990..... | 239 | DI1113336..... | 306 | DP05607..... | 416 | DP5800631..... | 411 | DTDCB120..... | 29 |
| DB1658990..... | 239 | DI1113337..... | 306 | DP05629..... | 416 | DP5800632..... | 411 | DTDCB200..... | 23 |
| DB1674990..... | 239 | DI1113338..... | 306 | DP05661..... | 416 | DP5800633..... | 411 | DTDCB201..... | 22 |
| DB1679990..... | 240 | DI1113345..... | 308 | DP05688..... | 416 | DP5800636..... | 411 | DTDCB203..... | 22 |
| DB1680990..... | 239 | DI1113346..... | 308 | DP05709..... | 416 | DP5800637..... | 411 | DTDCB203-2..... | 22 |
| DB1681990..... | 239 | DI1113347..... | 308 | DP05761..... | 416 | DP58454..... | 417 | DTDCB204..... | 23 |
| DB1682990..... | 239 | DI1201390..... | 315 | DP05791..... | 416 | DP58455..... | 417 | DTDCB204-2..... | 23 |
| DB1683990..... | 239 | DI1202754..... | 313 | DP05805..... | 416 | DP70360..... | 418 | DTDCD710S2..... | 30 |
| DB1688990..... | 239 | DI1202794..... | 313 | DP05826..... | 416 | DP70387..... | 418 | DTDCD740B..... | 19 |
| DB620990..... | 240 | DI1202821..... | 313 | DP05843..... | 416 | DP70391..... | 418 | DTDCD740C1..... | 19 |
| DB624990..... | 240 | DI1202844..... | 313 | DP05867..... | 416 | DP70495..... | 416 | DTDCD760B..... | 23 |
| DB626990..... | 240 | DI1202879..... | 313 | DP05892..... | 416 | DP70499..... | 416 | DTDCD760KL..... | 23 |
| DB627990..... | 240 | DI1202900..... | 313 | DP05917..... | 416 | DP77383..... | 418 | DTDCD780B..... | 17 |
| DB628990..... | 240 | DI1220256..... | 311 | DP05921..... | 416 | DP77502..... | 418 | DTDCD780C2..... | 17 |
| DB650990..... | 239 | DI1220416..... | 311 | DP05927..... | 416 | DP77542..... | 418 | DTDCD785C2..... | 16 |
| DB651990..... | 239 | DI1221206..... | 310 | DP05945..... | 416 | DP78976..... | 417 | DTDCD790B..... | 16 |
| DB675990..... | 240 | DI1221460..... | 311 | DP05962..... | 416 | DP85149..... | 417 | DTDCD790D2..... | 16 |
| DB676990..... | 240 | DI1221462..... | 311 | DP05984..... | 416 | DP88915..... | 410 | DTDCD910KX..... | 30 |
| DB678990..... | 240 | DI1224311..... | 310 | DP06004..... | 416 | DP96480..... | 417 | DTDCD920KX..... | 32 |
| DB692990..... | 240 | DI1240007..... | 311 | DP06013..... | 416 | DPCC300M..... | 410 | DTDCD940KX..... | 23 |
| DB694990..... | 240 | DI1240406..... | 311 | DP07429..... | 418 | DTB7254524..... | 121 | DTDCD950KX..... | 23 |
| DB695990..... | 240 | DI1244306..... | 310 | DP07431..... | 418 | DTD25023K..... | 38 | DTDCD970KL..... | 23 |
| DB697990..... | 240 | DI1244406..... | 310 | DP07434..... | 418 | DTD25213K..... | 39 | DTDCD980L2..... | 16 |
| DB698990..... | 240 | DI1244409..... | 310 | DP07439..... | 418 | DTD25223K..... | 39 | DTDCD985B..... | 16 |
| DB733980..... | 240 | DI1246011..... | 311 | DP07442..... | 418 | DTD25300DH..... | 40 | DTDCD985L2..... | 16 |
| DB734980..... | 240 | DI1246085..... | 311 | DP07450..... | 418 | DTD25301D..... | 39 | DTDCF610S2..... | 31 |
| DB735980..... | 240 | DI2000112..... | 315 | DP11156..... | 417 | DTD25313K..... | 39 | DTDCF813S2..... | 31 |
| DB738980..... | 240 | DI2000113..... | 315 | DP11162..... | 417 | DTD25323K..... | 39 | DTDCF815S2..... | 31 |
| DBL80000..... | 246 | DI2000114..... | 315 | DP11242..... | 415 | DTD25501K..... | 40 | DTDCF880B..... | 17 |
| DBV30003..... | 247 | DI2101630..... | 314 | DP11268..... | 415 | DTD25553K..... | 41 | DTDCF880L2..... | 17 |
| DBV30023..... | 247 | DI2103670..... | 314 | DP11344..... | 415 | DTD25602K..... | 40 | DTDCF880L2..... | 17 |
| DBBD-Clamp..... | 474 | DI2103671..... | 314 | DP11352..... | 415 | DTD25651K..... | 41 | DTDCF885B..... | 17 |
| DBBD-MAG..... | 474 | DI2103673..... | 314 | DP11666..... | 415 | DTD25712K..... | 40 | DTDCF885C2..... | 17 |
| DEF203..... | 407 | DI2103676..... | 314 | DP11709..... | 415 | DTD25762K..... | 40 | DTDCF885L2..... | 17 |
| DEF203..... | 673 | DI2103680..... | 314 | DP11711..... | 415 | DTD25831K..... | 41 | DTDCF886B..... | 18 |
| DEF292..... | 407 | DI2104700..... | 314 | DP12286..... | 417 | DTD25851K..... | 41 | DTDCF886D2..... | 18 |
| DEF292..... | 673 | DI2199803..... | 316 | DP12290..... | 417 | DTD25891K..... | 41 | DTDCF886M2..... | 18 |
| DEF410..... | 408 | DI3101000..... | 312 | DP12292..... | 417 | DTD25901K..... | 41 | DTDCF889B..... | 18 |
| DEF410..... | 673 | DI3101051..... | 312 | DP12298..... | 417 | DTD25980K..... | 42 | DTDCF889HL2..... | 18 |
| DEF411..... | 408 | DI3101215..... | 312 | DP12418..... | 415 | DTD26441..... | 35 | DTDCF889L2..... | 18 |
| DEF411..... | 673 | DI3101227..... | 312 | DP12446..... | 415 | DTD26451K..... | 35 | DTDCF895B..... | 18 |
| DEF412..... | 408 | DI3101279..... | 312 | DP12489..... | 417 | DTD27904..... | 97 | DTDCF895C2..... | 18 |
| DEF412..... | 674 | DI3101287..... | 312 | DP13565..... | 418 | DTD279042..... | 98 | DTDCF895L2..... | 18 |
| DI1002004..... | 315 | DI3103031..... | 312 | DP15096..... | 417 | DTD279042F..... | 98 | DTDCG412B..... | 20 |
| DI1003000..... | 315 | DI3504430..... | 312 | DP15263..... | 418 | DTD27905..... | 97 | DTDCG412L2..... | 20 |
| DI1003006..... | 315 | DI3504433..... | 312 | DP15376..... | 417 | DTD279052..... | 98 | DTDCG412M2..... | 19 |
| DI1101252..... | 308 | DI3504450..... | 312 | DP15379..... | 417 | DTD279052F..... | 98 | DTDCCK019..... | 46 |
| DI1101254..... | 310 | DI3590500..... | 313 | DP15381..... | 417 | DTD279059..... | 97 | DTDCCK210S2..... | 32 |
| DI1101643..... | 309 | DI5000003..... | 313 | DP15479..... | 416 | DTD28065..... | 44 | DTDCCK211S2..... | 32 |
| DI1101654..... | 309 | DI5000335..... | 313 | DP15509..... | 416 | DTD28065N..... | 44 | DTDCCK212S2..... | 32 |
| DI1101655..... | 309 | DI5900051..... | 311 | DP15525..... | 416 | DTD28114..... | 42 | DTDCCK251X..... | 28 |
| DI1101656..... | 309 | DI5904350..... | 312 | DP16410..... | 418 | DTD28115..... | 43 | DTDCCK255X..... | 29 |
| DI1101810..... | 308 | DI5920050..... | 311 | DP16435..... | 417 | DTD28131..... | 42 | DTDCCK275L..... | 28 |
| DI1101811..... | 308 | DI7600506..... | 313 | DP16437..... | 417 | DTD28140..... | 44 | DTDCCK280C2..... | 21 |
| DI1101812..... | 308 | DI7600510..... | 313 | DP17834..... | 418 | DTD28144..... | 44 | DTDCCK281D2..... | 22 |
| DI1102000..... | 308 | DI7605060..... | 314 | DP17846..... | 418 | DTD28402..... | 42 | DTDCCK285C2..... | 21 |
| DI1102001..... | 309 | DI7611907..... | 313 | DP17943..... | 417 | DTD28710..... | 46 | DTDCCK286D2..... | 22 |
| DI1102008..... | 308 | DI8300040..... | 315 | DP21124..... | 417 | DTD28715..... | 47 | DTDCCK290L2..... | 21 |
| DI1102009..... | 309 | DI8301020..... | 315 | DP21511..... | 418 | DTD51180..... | 35 | DTDCCK292L2..... | 22 |
| DI1102010..... | 309 | DI9501403..... | 315 | DP21531..... | 418 | DTDC212B..... | 25 | DTDCCK294L3..... | 21 |
| DI1103070..... | 306 | DI9501403..... | 315 | DP21535..... | 418 | DTDC212KA..... | 25 | DTDCCK450X..... | 28 |
| DI1103071..... | 306 | DL13001..... | 99 | DP21571..... | 418 | DTDC212KL..... | 25 | DTDCCK455X..... | 28 |
| DI1103072..... | 306 | DL13151..... | 99 | DP21576..... | 418 | DTDC330K..... | 26 | DTDCCK460L..... | 28 |
| DI1103073..... | 306 | DL13201..... | 99 | DP23177..... | 418 | DTDC385K..... | 25 | DTDCCK475L..... | 28 |
| DI1103270..... | 309 | DL16003..... | 99 | DP23754..... | 415 | DTDC411B..... | 26 | DTDCCK490L2..... | 21 |
| DI1103513..... | 309 | DL16006..... | 99 | DP23857..... | 415 | DTDC490KA..... | 26 | DTDCCK491L2..... | 21 |
| DI1104730..... | 310 | DP00004..... | 416 | DP28508..... | 418 | DTDC500..... | 27 | DTDCCK492L2..... | 20 |
| DI1107404..... | 310 | DP00005..... | 416 | DP4220003..... | 409 | DTDC515B..... | 27 | DTDCCK555X..... | 28 |
| DI1107976..... | 308 | DP00006..... | 416 | DP4220050..... | 409 | DTDC515K..... | 27 | DTDCCK590L2..... | 20 |
| DI1107977..... | 308 | DP00007..... | 416 | DP4240001..... | 409 | DTDC520KA..... | 25 | DTDCCK592L2..... | 20 |
| DI1107981..... | 308 | DP00008..... | 416 | DP4240020..... | 409 | DTDC530KA..... | 26 | DTDCCK655X..... | 27 |
| DI1108500..... | 307 | DP00009..... | 416 | DP4244017..... | 409 | DTDC545K..... | 26 | DTDCCK675L..... | 27 |
| DI1108501..... | 307 | DP00010..... | 416 | DP4244077..... | 409 | DTDC668KA..... | 25 | DTDCCK955X..... | 27 |
| DI1108502..... | 307 | DP03726..... | 410 | DP4245055..... | 409 | DTDC720KA..... | 24 | DTDCLO40..... | 22 |
| DI1108507..... | 307 | DP04648..... | 410 | DP4400005..... | 415 | DTDC820KA..... | 24 | DTDCR015..... | 29 |
| DI1108652..... | 307 | DP04706..... | 416 | DP4400008..... | 415 | DTDC821B..... | 24 | DTDCS310S1..... | 31 |
| DI1113121..... | 306 | DP04717..... | 416 | DP4400009..... | 415 | DTDC823B..... | 24 | DTDCS331B..... | 19 |
| DI1113124..... | 306 | DP04812..... | 416 | DP4400011..... | 415 | DTDC825B..... | 24 | DTDCS331L1..... | 19 |
| DI1113127..... | 306 | DP04837..... | 416 | DP4400033..... | 415 | DTDC825KA..... | 24 | DTDCS370B..... | 25 |
| DI1113190..... | 306 | DP04959..... | 416 | DP4400037..... | 415 | DTDC827KL..... | 24 | DTDCS370K..... | 25 |
| DI1113191..... | 306 | DP05032..... | 416 | DP44071..... | 409 | DTDC835KA..... | 32 | DTDCS370L..... | 25 |
| DI1113192..... | 306 | DP05293..... | 416 | DP46851..... | 410 | DTDC845KA..... | 31 | DTDCS380B..... | 19 |
| DI1113315..... | 307 | DP05306..... | 416 | DP51234..... | 411 | DTDC9091..... | 30 | DTDCS380L1..... | 19 |
| DI1113316..... | 307 | DP05381..... | 416 | DP53729..... | 417 | DTDC9096..... | 29 | DTDCS391B..... | 19 |
| DI1113317..... | 307 | DP05404..... | 416 | DP53735..... | 417 | DTDC9180..... | 29 | DTDCS391L1..... | 19 |

Spokane, WA 509-535-9841

Billings, MT 406-248-7196

Yakima, WA 509-248-1144

Gillette, WY 307-682-8522



| | | | | | | | | | |
|------------------|-----|------------------|-----|------------------|-----|-------------------|-----|--------------------|-----|
| DTDCT410S1..... | 31 | DTDW5447..... | 111 | DTDW5820..... | 113 | DTDW7747..... | 47 | DW402..... | 482 |
| DTDCT414S1..... | 31 | DTDW5448..... | 111 | DTDW5821..... | 113 | DTDW7749..... | 121 | DW4022..... | 482 |
| DTDCT416S1..... | 32 | DTDW5449..... | 111 | DTDW5822..... | 113 | DTDW8001..... | 47 | DW4024..... | 482 |
| DTDE17-959L..... | 102 | DTDW5450..... | 111 | DTDW5824..... | 113 | DTDW8002..... | 47 | DW4026..... | 482 |
| DTDE20-622..... | 102 | DTDW5453..... | 111 | DTDW5825..... | 113 | DTDW8003..... | 47 | DW4028..... | 482 |
| DTDE28-206..... | 102 | DTDW5455..... | 111 | DTDW5826..... | 113 | DTDW8004..... | 47 | DW405..... | 482 |
| DTDE35-7640..... | 103 | DTDW5456..... | 111 | DTDW5827..... | 113 | DTDW831..... | 42 | DW4052..... | 482 |
| DTDE35-7645..... | 103 | DTDW5457..... | 111 | DTDW5827..... | 113 | DTDW8500..... | 48 | DW5166..... | 481 |
| DTDE35-7646..... | 103 | DTDW5460..... | 111 | DTDW5828..... | 113 | DTDW872..... | 47 | DW5169..... | 481 |
| DTDE35-7647..... | 103 | DTDW5461..... | 111 | DTDW5830..... | 113 | DTDW887..... | 45 | DW5266..... | 481 |
| DTDE35-7648..... | 103 | DTDW5462..... | 111 | DTDW5831..... | 113 | DTDW888..... | 45 | DW5269..... | 481 |
| DTDE35-7660..... | 103 | DTDW5464..... | 111 | DTDW5832..... | 114 | DTDW893..... | 46 | DW606..... | 482 |
| DTDE35-7662..... | 103 | DTDW5466..... | 111 | DTDW5833..... | 113 | DTDW896..... | 46 | DY1755749..... | 652 |
| DTDE35-7666..... | 103 | DTDW5470..... | 110 | DTDW5834..... | 113 | DTDW919..... | 26 | DY18051..... | 652 |
| DTDE35-7670..... | 103 | DTDW5700..... | 112 | DTDW5835..... | 114 | DTDWA500DC..... | 111 | DY18053..... | 652 |
| DTDE36-715..... | 101 | DTDW5701..... | 112 | DTDW5835B15..... | 114 | DTDWA500DC..... | 39 | DY18055..... | 652 |
| DTDE36-980..... | 101 | DTDW5702..... | 112 | DTDW5837..... | 113 | DTDWA5537DS..... | 111 | DY18057..... | 652 |
| DTDE36-L352..... | 101 | DTDW5703..... | 112 | DTDW5838..... | 114 | DTDWA5537DS..... | 39 | DY18434..... | 652 |
| DTDE370275X..... | 102 | DTDW5704..... | 112 | DTDW5842..... | 114 | DTDWD112..... | 37 | DY18439..... | 652 |
| DTDE46-460..... | 102 | DTDW5705..... | 112 | DTDW5843..... | 114 | DTDWD115K..... | 37 | DY18445..... | 652 |
| DTDE50-720..... | 102 | DTDW5706..... | 112 | DTDW5846..... | 114 | DTDWD215G..... | 36 | DY18483..... | 652 |
| DTDEDP350..... | 101 | DTDW5708..... | 112 | DTDW5847..... | 114 | DTDWD460..... | 37 | DY18484..... | 652 |
| DTDEGR275..... | 102 | DTDW5709..... | 112 | DTDW5848B..... | 114 | DTDWE357..... | 33 | DY18485..... | 652 |
| DTDEGR450..... | 102 | DTDW5710..... | 112 | DTDW5900..... | 114 | DTDWE4011..... | 42 | DY18486..... | 652 |
| DTDW059K-2..... | 24 | DTDW5711..... | 112 | DTDW5901..... | 114 | DTDWE4517..... | 45 | DY18487..... | 652 |
| DTDW079KD..... | 454 | DTDW5712..... | 112 | DTDW5902..... | 114 | DTDWE4557..... | 44 | DY18488..... | 652 |
| DTDW130V..... | 37 | DTDW5713..... | 112 | DTDW5903..... | 114 | DTDWE4599N..... | 45 | DY18489..... | 652 |
| DTDW160..... | 37 | DTDW5714..... | 112 | DTDW5904..... | 114 | DTDWE46100..... | 43 | DY622289..... | 652 |
| DTDW217..... | 37 | DTDW5715..... | 112 | DTDW5905..... | 114 | DTDWE46101..... | 43 | DY622290..... | 652 |
| DTDW222..... | 37 | DTDW5716..... | 112 | DTDW5906..... | 114 | DTDWE46102..... | 43 | EA1915..... | 251 |
| DTDW235G..... | 36 | DTDW5717..... | 112 | DTDW5907..... | 114 | DTDWE46150..... | 43 | EA1925..... | 251 |
| DTDW245..... | 36 | DTDW5719..... | 112 | DTDW5909..... | 114 | DTDWE46151..... | 43 | EA1932..... | 251 |
| DTDW246..... | 36 | DTDW5720..... | 112 | DTDW5910..... | 114 | DTDWE46170..... | 44 | EA1947..... | 251 |
| DTDW252..... | 38 | DTDW5721..... | 112 | DTDW5911..... | 114 | DTDWE575..... | 33 | EA1962..... | 251 |
| DTDW268..... | 38 | DTDW5722..... | 112 | DTDW5914..... | 114 | DTDWH050K..... | 40 | EAF-15..... | 251 |
| DTDW272..... | 38 | DTDW5723..... | 112 | DTDW5915..... | 114 | DTDWM120K..... | 46 | EAF-15..... | 364 |
| DTDW272W50..... | 38 | DTDW5724..... | 112 | DTDW5916..... | 114 | DTDWP849X..... | 46 | EAFD-25..... | 251 |
| DTDW292..... | 38 | DTDW5725..... | 112 | DTDW5917..... | 114 | DTDWS520SK..... | 33 | EAFD-25..... | 364 |
| DTDW294..... | 38 | DTDW5726..... | 112 | DTDW5918..... | 114 | DTDWS535..... | 33 | EAU2-26-S..... | 251 |
| DTDW297..... | 38 | DTDW5727..... | 112 | DTDW5919..... | 114 | DTDWS780..... | 34 | EAU2-26-S..... | 364 |
| DTDW304PK..... | 32 | DTDW5728..... | 112 | DTDW5920..... | 114 | DTDWV012..... | 97 | EAU2-51-S..... | 251 |
| DTDW311K..... | 33 | DTDW5729..... | 112 | DTDW5921..... | 114 | DTDWX723..... | 34 | EAU2-51-S..... | 364 |
| DTDW317K..... | 34 | DTDW5730..... | 112 | DTDW5922..... | 114 | DTDXL3810-06..... | 209 | EAU2-51-SY..... | 251 |
| DTDW331K..... | 33 | DTDW5731..... | 112 | DTDW5923..... | 114 | DTDXL3810-08..... | 209 | EAU2-51-SY..... | 364 |
| DTDW3578..... | 121 | DTDW5732..... | 112 | DTDW5924..... | 114 | DTDPC342K..... | 103 | EAUI-10-S..... | 251 |
| DTDW443..... | 34 | DTDW5733..... | 112 | DTDW5925..... | 114 | DTDPC343K..... | 103 | EAUI-10-S..... | 364 |
| DTDW4947..... | 45 | DTDW5734..... | 112 | DTDW5926..... | 114 | DTDPC352VS..... | 104 | EAUI-20-S..... | 251 |
| DTDW5348..... | 112 | DTDW5740..... | 112 | DTDW5927..... | 114 | DTDPC360VS..... | 104 | EAUI-20-S..... | 364 |
| DTDW5349..... | 112 | DTDW5741..... | 112 | DTDW5930..... | 114 | DTDPC362V..... | 104 | EAUI-20-SY..... | 251 |
| DTDW5350..... | 112 | DTDW5742..... | 112 | DTDW5931..... | 114 | DTDPC390K..... | 103 | EAUI-20-SY..... | 364 |
| DTDW5401..... | 111 | DTDW5746..... | 112 | DTDW5932..... | 114 | DTDPC4216..... | 105 | EAUI-50-S..... | 364 |
| DTDW5401B25..... | 111 | DTDW5747..... | 112 | DTDW5933..... | 114 | DTDPC5560..... | 105 | EAUI-50-SY..... | 251 |
| DTDW5402..... | 111 | DTDW5748..... | 112 | DTDW5934..... | 114 | DTDPC5561..... | 105 | EAUI-50-SY..... | 364 |
| DTDW5403..... | 111 | DTDW5749..... | 112 | DTDW5935..... | 114 | DTDPC5562..... | 105 | ED9701..... | 344 |
| DTDW5403B25..... | 111 | DTDW5752..... | 112 | DTDW5936..... | 114 | DTDPC5563..... | 105 | ED9705..... | 344 |
| DTDW5404..... | 111 | DTDW5753..... | 112 | DTDW5937..... | 114 | DTDPC557..... | 105 | EDTSK215..... | 343 |
| DTDW5405..... | 111 | DTDW5755..... | 112 | DTDW5938..... | 114 | DTDPC690LR..... | 105 | EDTSK21CK..... | 344 |
| DTDW5406..... | 111 | DTDW5756..... | 112 | DTDW5939..... | 114 | DTDPC7310..... | 104 | EDTSK21DCK..... | 344 |
| DTDW5407..... | 111 | DTDW5757..... | 112 | DTDW5940..... | 114 | DTDPC7312..... | 104 | EDTSKAP218..... | 343 |
| DTDW5408..... | 111 | DTDW5758..... | 112 | DTDW5941..... | 114 | DTDPC7518..... | 105 | EDTSK215..... | 343 |
| DTDW5410..... | 111 | DTDW5759..... | 112 | DTDW5942..... | 114 | DTDPC895PK..... | 104 | EDTSK216..... | 343 |
| DTDW5412..... | 111 | DTDW5760..... | 112 | DTDW5943..... | 114 | DTDPC97311..... | 104 | EDTSK21-G15-7..... | 343 |
| DTDW5416..... | 111 | DTDW5761..... | 112 | DTDW5945..... | 114 | DW1433..... | 481 | EDTSKAP218..... | 343 |
| DTDW5416B25..... | 111 | DTDW5764..... | 112 | DTDW5950..... | 114 | DW1447..... | 481 | EDTSM212..... | 343 |
| DTDW5417..... | 111 | DTDW5765..... | 112 | DTDW5951..... | 114 | DW1448..... | 481 | EDTSM215..... | 343 |
| DTDW5417B25..... | 111 | DTDW5770..... | 113 | DTDW5952..... | 114 | DW1449..... | 481 | EDTSM216..... | 343 |
| DTDW5418..... | 111 | DTDW5771..... | 113 | DTDW5953..... | 114 | DW1533..... | 481 | EDTSM21-G15-7..... | 343 |
| DTDW5418B25..... | 111 | DTDW5772..... | 113 | DTDW5954..... | 114 | DW1547..... | 481 | EDTSMAP218..... | 343 |
| DTDW5420..... | 111 | DTDW5773..... | 113 | DTDW5958..... | 114 | DW1548..... | 481 | EDTSRG216..... | 343 |
| DTDW5421..... | 111 | DTDW5774..... | 113 | DTDW5960..... | 115 | DW1549..... | 481 | EDTXB236..... | 343 |
| DTDW5424..... | 111 | DTDW5779..... | 113 | DTDW5961..... | 115 | DW1730..... | 482 | EDTXB246..... | 343 |
| DTDW5424B25..... | 111 | DTDW5780..... | 113 | DTDW5962..... | 115 | DW1732..... | 482 | EDTXBG216..... | 343 |
| DTDW5426..... | 111 | DTDW5780B15..... | 113 | DTDW5963..... | 115 | DW1750..... | 482 | EE1190..... | 458 |
| DTDW5427..... | 111 | DTDW5781..... | 113 | DTDW5964..... | 115 | DW2407..... | 481 | EE120..... | 458 |
| DTDW5427B25..... | 111 | DTDW5782..... | 113 | DTDW5965..... | 115 | DW2447..... | 481 | EE1240..... | 458 |
| DTDW5429..... | 111 | DTDW5783..... | 113 | DTDW5966..... | 115 | DW2507..... | 481 | EE31-102..... | 364 |
| DTDW5430..... | 111 | DTDW5785..... | 113 | DTDW5967..... | 115 | DW2547..... | 481 | EE31-107..... | 364 |
| DTDW5431..... | 111 | DTDW5786B..... | 113 | DTDW5968..... | 115 | DW2608..... | 481 | EE31-141..... | 364 |
| DTDW5432..... | 111 | DTDW5803..... | 113 | DTDW5969..... | 115 | DW2647..... | 481 | EE36..... | 457 |
| DTDW5433..... | 111 | DTDW5804..... | 113 | DTDW621..... | 35 | DW2648..... | 481 | EE410-48..... | 458 |
| DTDW5435..... | 111 | DTDW5806..... | 113 | DTDW625..... | 35 | DW2708..... | 481 | EE418-54..... | 458 |
| DTDW5437..... | 111 | DTDW5807..... | 113 | DTDW660..... | 38 | DW2709..... | 481 | EE581-24..... | 457 |
| DTDW5437B25..... | 111 | DTDW5809..... | 113 | DTDW682K..... | 36 | DW2747..... | 481 | EE581-48..... | 457 |
| DTDW5438..... | 111 | DTDW5810..... | 113 | DTDW713..... | 34 | DW2748..... | 481 | EE581-72..... | 457 |
| DTDW5439..... | 111 | DTDW5812..... | 113 | DTDW715..... | 34 | DW2809..... | 481 | EE77-001..... | 364 |
| DTDW5440..... | 111 | DTDW5813..... | 113 | DTDW7440RS..... | 36 | DW2847..... | 481 | EE77-002..... | 364 |
| DTDW5441..... | 111 | DTDW5814..... | 113 | DTDW756..... | 45 | DW2848..... | 481 | EE77-003..... | 364 |
| DTDW5442..... | 111 | DTDW5815..... | 113 | DTDW758..... | 45 | DW2909..... | 481 | EE77-0204..... | 364 |
| DTDW5443..... | 111 | DTDW5816..... | 113 | DTDW7737..... | 121 | DW2947..... | 481 | EE77-1001..... | 364 |
| DTDW5444..... | 111 | DTDW5818..... | 113 | DTDW7739..... | 121 | DW2948..... | 481 | EE77-1002..... | 364 |
| DTDW5446..... | 111 | DTDW5819..... | 113 | DTDW7745..... | 121 | DW3000-1..... | 482 | EE77-1004..... | 364 |



Part Number Index

www.edgecs.com

| | | | | | | | | | |
|---------------------------|-----|--------------------------|-----|-------------------------|-----|----------------------------|-----|------------------------|-----|
| EE841.9..... | 457 | ERDCB280600..... | 208 | FN6-35-02-106-01-5..... | 84 | GPCUTTER..... | 537 | GR34401..... | 180 |
| EE908BR..... | 456 | ERDCB280600..... | 657 | FN6-35-02-118-01-6..... | 85 | GPDCS-EF-LFT..... | 536 | GR34403..... | 180 |
| EE912BR..... | 456 | ERPCMT3000..... | 208 | FN6-35-02-126-01-3..... | 84 | GPHF3-STG--10FT-MDI-Y..... | 536 | GR34411..... | 182 |
| EE916BR..... | 456 | ERPMT3000..... | 656 | FN6-35-02-144-01-4..... | 85 | GPHF3-STG-10FT-SBK..... | 536 | GR34941..... | 177 |
| EE924BR..... | 456 | ERTWM160600..... | 208 | FN6-35-02-151-01-8..... | 84 | GPHF3-STG--15FT-MDI-Y..... | 536 | GR35884..... | 182 |
| EEE250..... | 458 | ERTWM160600..... | 657 | FN6-37-17-082-03-3..... | 86 | GPHF3-STG-15FT-SBK..... | 536 | GR36402..... | 180 |
| EEE255..... | 458 | ERTWM200600..... | 208 | FN6-37-17-082-04-9..... | 85 | GPHF3-STG--5FT-MDI-Y..... | 536 | GR36414..... | 182 |
| EEE80.24..... | 457 | ERTWM200600..... | 657 | FN6-37-17-083-04-3..... | 85 | GPHF3-STG-5FT-SBK..... | 536 | GR36489..... | 175 |
| EEE80.48..... | 457 | ERTWPY080600..... | 656 | FN6-37-17-085-04-5..... | 85 | GPHFCS-EF-LFT..... | 536 | GR36490..... | 175 |
| EEE80.72..... | 457 | ERTWPY081200..... | 656 | FN6-37-17-088-04-0..... | 85 | GPTZ2-EF-L-LFT..... | 535 | GR36587..... | 197 |
| EEE90.24..... | 457 | ERTWPY120600..... | 656 | FN6-37-17-090-04-6..... | 85 | GPYHF2-TG-10FT-460MM..... | 536 | GR37218..... | 197 |
| EEE90.48..... | 457 | ERTWPY121200..... | 656 | FN6-37-17-108-04-7..... | 85 | GPYHF2-TG-5FT-460MM..... | 536 | GR37868..... | 183 |
| EEEM71.24..... | 457 | ERTWPY160600..... | 656 | FN6-37-17-109-04-1..... | 85 | GR00042..... | 176 | GR37869..... | 183 |
| EEEM71.48..... | 457 | ERTWPY200600..... | 656 | FN6-37-17-110-04-3..... | 85 | GR06923..... | 183 | GR38068..... | 183 |
| EEEM81.10..... | 457 | ERTWPY240600..... | 656 | FN6-37-17-111-04-2..... | 85 | GR0952-01..... | 199 | GR38083..... | 183 |
| EEEM81.9..... | 457 | ERWP12503000..... | 208 | FN6-37-17-112-04-5..... | 85 | GR10443..... | 188 | GR38088..... | 183 |
| EGBBC-EXT-N*..... | 451 | ERWP12503000..... | 657 | FN6-37-17-115-04-1..... | 85 | GR10565..... | 188 | GR38103..... | 183 |
| EGBBC-EXT-R-2*..... | 451 | ERWP18003000..... | 208 | FN6-37-17-116-04-4..... | 85 | GR111952..... | 382 | GR38113..... | 183 |
| EGDN50-04150-BLK-FR*..... | 450 | ERWP18003000..... | 657 | FN6-37-17-227-01-0..... | 86 | GR111952..... | 383 | GR38118..... | 183 |
| EGDN50-04150-BLU-FR*..... | 450 | ERWP25003000..... | 208 | FN6-37-17-227-02-0..... | 86 | GR111964K..... | 383 | GR38119..... | 183 |
| EGDN50-08150-BLK*..... | 450 | ERWP25003000..... | 657 | FN6-37-17-228-02-0..... | 86 | GR12085..... | 179 | GR38133..... | 183 |
| EGDN50-08150-BLK-FR*..... | 450 | ES30000037EG..... | 513 | FN6-37-17-229-01-0..... | 86 | GR12086..... | 179 | GR38568..... | 384 |
| EGDN50-10150-BLK*..... | 450 | ES3000037PL..... | 513 | FN6-37-17-230-02-0..... | 86 | GR12087..... | 179 | GR38693..... | 183 |
| EGDN50-10150-BLK-FR*..... | 450 | ES3000050EG..... | 513 | FN6-37-17-231-02-0..... | 86 | GR12097..... | 177 | GR38733..... | 197 |
| EGDN50-10150-BLU-FR*..... | 450 | ES3000050PL..... | 513 | FN6-37-17-232-01-0..... | 86 | GR12099..... | 177 | GR390..... | 189 |
| EGDN50-12150-BLK*..... | 450 | ES3000062PL..... | 513 | FN6-37-31-001-01-4..... | 85 | GR124AV..... | 177 | GR4016GB..... | 198 |
| EGDN50-12150-BLK-FR*..... | 450 | ES3050037S4..... | 512 | FN6-37-31-002-01-7..... | 85 | GR12586..... | 185 | GR4017GB..... | 198 |
| EGDN50-86150-BLK*..... | 450 | ES3050050S4..... | 512 | FN6-38-06-129-02-6..... | 86 | GR126AV..... | 177 | GR405..... | 191 |
| EGDN50-86150-BLK-FR*..... | 450 | ES3100037EG..... | 512 | FN6-38-06-136-02-9..... | 86 | GR1429AV..... | 178 | GR411-3-1/2..... | 191 |
| EGDN50-86150-BLU-FR*..... | 450 | ES3100037PL..... | 512 | FN6-38-06-183-01-3..... | 87 | GR1430AV..... | 178 | GR430..... | 189 |
| EGDN50-86150-BLU-FR*..... | 450 | ES3100050EG..... | 512 | FN6-38-06-195-02-0..... | 86 | GR1431AV..... | 178 | GR431..... | 189 |
| EGDN50-86150-BLU-FR*..... | 450 | ES3100050PL..... | 512 | FN6-39-01-025-06-0..... | 86 | GR1432AV..... | 178 | GR43177..... | 384 |
| EGDN50-86150-WHT*..... | 450 | ET107507-0100..... | 645 | FN6-39-03-165-01-3..... | 85 | GR15908..... | 176 | GR43178..... | 384 |
| EGDN50-86150-WHT-FR*..... | 450 | ET12060..... | 645 | FN6-39-03-167-40-2..... | 86 | GR1614SS..... | 178 | GR434..... | 191 |
| EGDN70-08150-BLK-FR*..... | 450 | ET145202..... | 646 | FN6-39-03-167-41-1..... | 86 | GR1675AV..... | 177 | GR435..... | 191 |
| EGDN70-08150-BLK-FR*..... | 450 | ET145236..... | 646 | FN6-39-03-178-01-7..... | 85 | GR1725..... | 178 | GR439-1..... | 188 |
| EGPF90-10150-BLK*..... | 450 | ET15061-0100..... | 645 | FN6-39-03-205-01-5..... | 84 | GR17944..... | 186 | GR440AV..... | 177 |
| EGPF90-10150-BLK-FR*..... | 450 | ET15062-0100..... | 645 | FN9-20-24..... | 83 | GR17979..... | 186 | GR441-2..... | 191 |
| EGPF90-10150-DST*..... | 450 | ET15063-0100..... | 645 | FN9-20-25..... | 84 | GR17986..... | 186 | GR441-3..... | 191 |
| EGPF90-10150-GRN*..... | 450 | ET15064-0100..... | 645 | FN9-20-26..... | 98 | GR1800..... | 184 | GR441-4..... | 191 |
| EGPF90-58150-BLK*..... | 450 | ET15067-0100..... | 645 | FNDW1..... | 84 | GR1801..... | 184 | GR442AV..... | 177 |
| EGPF90-58150-BLU*..... | 450 | ET15068-0100..... | 645 | FNFBKHEPA..... | 84 | GR1802..... | 186 | GR445..... | 190 |
| EGPF90-58150-DST*..... | 450 | ET203202..... | 645 | FNFM250Q..... | 83 | GR1803065..... | 382 | GR45206..... | 193 |
| EGPF90-58150-GRN*..... | 450 | ET203203..... | 645 | FNFM250QSELECT..... | 83 | GR1803066..... | 382 | GR45207..... | 193 |
| EGPF90-78150-BLU*..... | 450 | ET203208..... | 645 | FNFM250QTOP..... | 83 | GR1810..... | 184 | GR48330..... | 383 |
| EGPF90-78150-DST*..... | 450 | ET203209..... | 645 | FNFM250START..... | 83 | GR1811..... | 184 | GR501..... | 195 |
| EGPF90-78150-GRN*..... | 450 | ET20602-1024..... | 644 | FOF61039..... | 638 | GR1813..... | 187 | GR504..... | 192 |
| EGSGN-36150-BLK-FR*..... | 449 | ET25004..... | 645 | FOF61050..... | 638 | GR1818..... | 185 | GR5060 MESH..... | 196 |
| EGSGN-36150-BLU-FR*..... | 449 | ET25006..... | 645 | FOF66160..... | 637 | GR1895..... | 187 | GR508..... | 184 |
| EGSW12-2075-WHT-FR*..... | 451 | ET25008..... | 645 | FOF66180..... | 637 | GR1900..... | 195 | GR512..... | 184 |
| EGSW12-2662-WHT-FR*..... | 451 | ET25542..... | 645 | FOP10083..... | 637 | GR1905..... | 194 | GR516..... | 184 |
| EGSW12-3270-WHT-FR*..... | 451 | ET25544..... | 645 | FOP10131..... | 637 | GR1916..... | 175 | GR540-12..... | 188 |
| EGSW9-20100-WHT-FR*..... | 451 | ET25546..... | 645 | FOP10141..... | 637 | GR1918..... | 175 | GR540-24..... | 188 |
| EGSW9-2662-WHT-FR*..... | 451 | ET25548..... | 645 | FOP10700..... | 636 | GR1924AA..... | 176 | GR54923..... | 382 |
| EGSW9-30100-WHT-FR*..... | 451 | ET25549..... | 645 | FOP10720..... | 636 | GR1925AA..... | 176 | GR54924..... | 382 |
| EMDW10X10..... | 653 | ET300110..... | 646 | FOP10726..... | 636 | GR1926AA..... | 176 | GR555C..... | 185 |
| EMDW12X12..... | 653 | ET45008P-0030..... | 646 | FOP30107..... | 637 | GR1941-1..... | 199 | GR555CX..... | 185 |
| EMDW14X14..... | 653 | ET55008PQ..... | 646 | FOP30120..... | 637 | GR20495..... | 177 | GR555DX..... | 186 |
| EMDW16X16..... | 653 | ET80475..... | 646 | FOP30192..... | 637 | GR2113AA..... | 178 | GR591..... | 189 |
| EMDW18X18..... | 653 | ET551323..... | 646 | FOP40340..... | 636 | GR22292..... | 193 | GR595..... | 189 |
| EMDW24X24..... | 653 | EZ40-PO-SET..... | 243 | GE070185D..... | 395 | GR23803..... | 186 | GR597..... | 192 |
| EMDW30X30..... | 653 | EZ50-PO-SET..... | 243 | GE073111..... | 395 | GR249AVBB..... | 177 | GR599..... | 192 |
| EMDW36X36..... | 653 | EZ60-PO-SET..... | 243 | GE078602..... | 395 | GR28008..... | 186 | GR60237..... | 177 |
| EMDW48X48..... | 653 | EZ60-PO-SET-SB..... | 243 | GE5734..... | 394 | GR28154..... | 175 | GR60242..... | 180 |
| EMDW6X6..... | 653 | EZ66-PO-SET..... | 243 | GE5735..... | 394 | GR28155..... | 175 | GR60246..... | 177 |
| EMDW8X8..... | 653 | F11210KTF7019..... | 250 | GE5796..... | 393 | GR28156..... | 175 | GR604..... | 189 |
| EMFR12X12..... | 653 | F1807CMK..... | 249 | GE5929..... | 393 | GR28157..... | 175 | GR607..... | 189 |
| EMFR18X18..... | 653 | F1820..... | 250 | GE5930..... | 393 | GR28158..... | 175 | GR608..... | 190 |
| EMFR24X24..... | 653 | F1901MK4200..... | 249 | GE5932..... | 394 | GR28159..... | 175 | GR609..... | 189 |
| EMFR36X36..... | 653 | F1FR112..... | 248 | GE5995..... | 395 | GR28160..... | 175 | GR61/62PTS-1[1/4]..... | 182 |
| EMFR8X8..... | 653 | F1FR1210G..... | 248 | GE6000..... | 395 | GR28161..... | 175 | GR61/62PTS-1-1/8..... | 182 |
| EMFRC12X12..... | 653 | F1FR1210GA..... | 248 | GJ0915-06..... | 644 | GR28162..... | 175 | GR610..... | 189 |
| EMFRC18X18..... | 653 | F1FR152..... | 248 | GJ0950-24..... | 644 | GR28163..... | 175 | GR611..... | 189 |
| EMFRC24X24..... | 653 | F1FR319VB..... | 250 | GJ0955-04..... | 644 | GR28165..... | 175 | GR612..... | 189 |
| EMFRC8X8..... | 653 | F1FR4210G..... | 248 | GJ9652-12..... | 363 | GR28166..... | 175 | GR613..... | 189 |
| EMRAH24X24..... | 654 | F1FR4210GB..... | 248 | GNAWP-25SAC..... | 216 | GR29451..... | 176 | GR614..... | 189 |
| EMRAH30X36..... | 654 | F1FR711VA..... | 250 | GNAWP-30SAC..... | 216 | GR29452..... | 176 | GR615..... | 189 |
| EMRAH36X36..... | 654 | F1FRH07514..... | 249 | GNH3.8..... | 216 | GR2981AV..... | 178 | GR616..... | 189 |
| EMRAH48X48..... | 654 | F1FRH07520..... | 249 | GNH5.6..... | 216 | GR2982AV..... | 178 | GR617..... | 189 |
| ERBSTFG1000..... | 208 | F1FRH10014..... | 249 | GNGL-4..... | 216 | GR2983AV..... | 178 | GR618..... | 189 |
| ERBSTFG1000..... | 657 | F1FRH10020..... | 249 | GNGL-8..... | 216 | GR2984AV..... | 178 | GR619..... | 189 |
| ERBSTFO1000..... | 208 | F1FRTC..... | 249 | GNGS-1530..... | 217 | GR30008..... | 180 | GR621..... | 189 |
| ERBSTFO1000..... | 657 | F1FRTCB..... | 249 | GNGS-1930..... | 217 | GR301..... | 184 | GR622..... | 189 |
| ERBSTFP1000..... | 208 | FIN075DAU10..... | 249 | GNGS-2646..... | 217 | GR3026AV..... | 177 | GR623..... | 189 |
| ERBSTFP1000..... | 657 | FIN075UAU10..... | 249 | GNSLA-10..... | 215 | GR3026AV..... | 177 | GR624..... | 192 |
| ERBSTFY1000..... | 208 | FIN075UMN11..... | 249 | GNSLA-15..... | 215 | GR304AVBB..... | 176 | GR629..... | 192 |
| ERBSTFY1000..... | 657 | FIN100DAU10..... | 249 | GNSLA-5..... | 215 | GR30578..... | 192 | GR62PTS-1..... | 182 |
| ERDCB160600..... | 208 | FISP100-050N-PP-SSS..... | 250 | GNSLC-12..... | 215 | GR30758..... | 192 | GR62PTS-11/16..... | 182 |
| ERDCB160600..... | 657 | FISP100-05N-CD-HHH..... | 250 | GNSLC-18..... | 215 | GR31872..... | 178 | GR62PTS-13/16..... | 182 |
| ERDCB240600..... | 208 | FISP100-05N-PP-TTP..... | 250 | GNSLC-24..... | 215 | GR333A..... | 175 | GR62PTS-3/4..... | 182 |
| ERDCB240600..... | 657 | FN6-35-02-105-01-2..... | 84 | GO12-15-PPNT..... | 238 | GR33967..... | 178 | GR62PTS-5/8..... | 182 |

Spokane, WA 509-535-9841

Billings, MT 406-248-7196

Yakima, WA 509-248-1144

Gillette, WY 307-682-8522



| | | | | | | | | | |
|---------------------|-----|--------------------|-----|------------------|-----|--------------|-----|--------------|-----|
| GR62PTS-7/8..... | 182 | GR910..... | 196 | GRL77..... | 175 | GU15184..... | 332 | GW80779..... | 257 |
| GR635..... | 183 | GR911..... | 197 | GRL97..... | 175 | GU15185..... | 332 | GW80780..... | 257 |
| GR643..... | 189 | GR9502..... | 196 | GRLRF75..... | 384 | GU15188..... | 333 | GW80794..... | 256 |
| GR647..... | 197 | GR9525F..... | 197 | GRLRF88..... | 384 | GU21300..... | 327 | GW80795..... | 257 |
| GR654..... | 191 | GR980..... | 198 | GRLS50L11A..... | 199 | GU2460..... | 332 | GW80796..... | 257 |
| GR657..... | 197 | GRCM-950..... | 195 | GRLS50L11B..... | 199 | GU2465..... | 332 | GW80797..... | 257 |
| GR658..... | 191 | GRCRM-1..... | 191 | GRRRA96..... | 382 | GU30801..... | 329 | GW80880..... | 254 |
| GR659..... | 191 | GRCRM-5..... | 191 | GRRS438-125..... | 188 | GU53027..... | 332 | GW81014..... | 255 |
| GR668..... | 197 | GRCRM-Q..... | 191 | GRRS438-240..... | 188 | GU53028..... | 332 | GW81101..... | 255 |
| GR66PT-1..... | 182 | GRCS-8000..... | 196 | GRRS438-65..... | 188 | GU53029..... | 332 | GW81116..... | 255 |
| GR66PT-1[1/4]..... | 182 | GRDBITKIT..... | 183 | GRS2613..... | 189 | GU53030..... | 332 | GW81128..... | 255 |
| GR66PT-1[1/8]..... | 182 | GRDM-40..... | 195 | GSA54..... | 382 | GU53036..... | 332 | GW81218..... | 256 |
| GR66PT-1/2..... | 182 | GRDM-510A..... | 195 | GRSG4..... | 186 | GU53037..... | 332 | GW81221..... | 256 |
| GR66PT-11/16..... | 182 | GRDTAP1/4-20..... | 180 | GRUA..... | 382 | GU61027..... | 333 | GW81239..... | 256 |
| GR66PT-13/16..... | 182 | GRDTAP10-24..... | 180 | GRUG511T..... | 192 | GU61133..... | 333 | GW81241..... | 256 |
| GR66PT-15/16..... | 182 | GRDTAP10-32..... | 180 | GRUT10-2S..... | 198 | GU61135..... | 333 | GW81242..... | 256 |
| GR66PT-3/4..... | 182 | GRDTAP3/8-16..... | 180 | GRUT-2..... | 190 | GU61136..... | 333 | GW81243..... | 256 |
| GR66PT-5/8..... | 182 | GRDTAP5/16-18..... | 180 | GRUT-4..... | 190 | GU61140..... | 333 | GW81277..... | 256 |
| GR66PT-7/8..... | 182 | GRDTAP6-32..... | 180 | GU00101..... | 331 | GU61141..... | 333 | GW81278..... | 256 |
| GR678..... | 192 | GRDTAP8-32..... | 180 | GU00215..... | 331 | GW3880..... | 278 | GW81307..... | 257 |
| GR6805A..... | 190 | GRDTAPKIT..... | 180 | GU00235..... | 331 | GW80057..... | 268 | GW81309..... | 257 |
| GR6810..... | 190 | GREK1240L11..... | 194 | GU00236..... | 331 | GW80115..... | 255 | GW81312..... | 257 |
| GR683..... | 197 | GREK12IDL11..... | 194 | GU00250..... | 329 | GW80116..... | 255 | GW81340..... | 257 |
| GR684..... | 197 | GRES32L11..... | 192 | GU00260..... | 329 | GW80117..... | 255 | GW81341..... | 257 |
| GR687..... | 197 | GRF020196K..... | 382 | GU00300..... | 329 | GW80118..... | 255 | GW81342..... | 257 |
| GR690..... | 189 | GRF020197K..... | 382 | GU00320..... | 329 | GW80119..... | 255 | GW81354..... | 258 |
| GR704..... | 193 | GRF20..... | 384 | GU00340..... | 329 | GW80120..... | 255 | GW81355..... | 258 |
| GR706..... | 193 | GRFIBR-1..... | 191 | GU00342..... | 329 | GW80121..... | 255 | GW81400..... | 259 |
| GR709..... | 180 | GRFIBR-Q..... | 191 | GU00455..... | 331 | GW80122..... | 255 | GW81499..... | 259 |
| GR710..... | 180 | GRFTN536-100..... | 188 | GU00510..... | 330 | GW80123..... | 255 | GW81650..... | 263 |
| GR713..... | 180 | GRFTS438-125..... | 188 | GU00645..... | 330 | GW80210..... | 255 | GW81652..... | 263 |
| GR718..... | 193 | GRFTS438-240..... | 188 | GU00656..... | 330 | GW80211..... | 255 | GW81654..... | 263 |
| GR720..... | 180 | GRFTS438-65..... | 188 | GU00657..... | 330 | GW80212..... | 255 | GW81655..... | 263 |
| GR721-1..... | 176 | GRFTS438W-100..... | 188 | GU00691..... | 330 | GW80213..... | 255 | GW81656..... | 263 |
| GR721-1/2..... | 176 | GRGG1000L..... | 198 | GU00815..... | 327 | GW80214..... | 255 | GW81657..... | 263 |
| GR721-1-1/2..... | 176 | GRGG1000M..... | 198 | GU01121..... | 328 | GW80215..... | 255 | GW81658..... | 263 |
| GR721-1-1/4..... | 176 | GRGG1000S..... | 198 | GU01220..... | 327 | GW80216..... | 255 | GW81659..... | 263 |
| GR7211BB-1..... | 176 | GRGG1000XL..... | 198 | GU01230..... | 327 | GW80217..... | 255 | GW81660..... | 263 |
| GR7211BB-1/2..... | 176 | GRGG1000XS..... | 198 | GU01291..... | 327 | GW80218..... | 255 | GW81661..... | 263 |
| GR7211BB-1-1/2..... | 176 | GRGG1-1/OL..... | 198 | GU01700..... | 327 | GW80324..... | 252 | GW81662..... | 263 |
| GR7211BB-1-1/4..... | 176 | GRGG1-1/OM..... | 198 | GU01701..... | 327 | GW80325..... | 252 | GW81663..... | 263 |
| GR7211BB-2..... | 176 | GRGG1-1/OS..... | 198 | GU01702..... | 327 | GW80402..... | 256 | GW81664..... | 263 |
| GR7211BB-3/4..... | 176 | GRGG1-1/OL..... | 198 | GU01703..... | 327 | GW80403..... | 256 | GW81733..... | 263 |
| GR721-2..... | 176 | GRGG1-1/OS..... | 198 | GU01704..... | 327 | GW80497..... | 255 | GW81734..... | 263 |
| GR721-3/4..... | 176 | GRGG2/0-4/OL..... | 198 | GU01705..... | 327 | GW80498..... | 255 | GW81735..... | 263 |
| GR7235BB..... | 178 | GRGG2/0-4/OM..... | 198 | GU01706..... | 327 | GW80499..... | 255 | GW81750..... | 263 |
| GR7237BB..... | 178 | GRGG2/0-4/OS..... | 198 | GU02105..... | 327 | GW80500..... | 255 | GW81918..... | 262 |
| GR7238SB..... | 177 | GRGG2/0-4/OL..... | 198 | GU02115..... | 327 | GW80501..... | 255 | GW81920..... | 262 |
| GR724..... | 180 | GRGG2/0-4/OS..... | 198 | GU02125..... | 327 | GW80502..... | 255 | GW82210..... | 283 |
| GR727..... | 194 | GRGG250-350L..... | 198 | GU02135..... | 327 | GW80503..... | 255 | GW82216..... | 283 |
| GR7306SB..... | 179 | GRGG250-350M..... | 198 | GU02145..... | 327 | GW80504..... | 255 | GW82220..... | 283 |
| GR7308..... | 177 | GRGG250-350S..... | 198 | GU0237..... | 330 | GW80505..... | 255 | GW82248..... | 283 |
| GR7310..... | 179 | GRGG250-350XL..... | 198 | GU0238..... | 330 | GW80506..... | 255 | GW82264..... | 264 |
| GR7310SB..... | 179 | GRGG250-350XS..... | 198 | GU02475..... | 211 | GW80511..... | 256 | GW82265..... | 264 |
| GR7310SBSP..... | 179 | GRGG400-500L..... | 198 | GU04625..... | 329 | GW80512..... | 256 | GW82266..... | 264 |
| GR745H-2-1/2..... | 177 | GRGG400-500M..... | 198 | GU04628..... | 329 | GW80513..... | 256 | GW82273..... | 264 |
| GR745H-3..... | 177 | GRGG400-500S..... | 198 | GU04630..... | 329 | GW80514..... | 256 | GW82276..... | 264 |
| GR745H-3-1/2..... | 177 | GRGG400-500XL..... | 198 | GU10600..... | 330 | GW80515..... | 256 | GW82304..... | 264 |
| GR745H-4..... | 177 | GRGG400-500XS..... | 198 | GU10717..... | 330 | GW80516..... | 256 | GW82305..... | 263 |
| GR7506..... | 176 | GRGG600-750L..... | 198 | GU10726..... | 332 | GW80517..... | 256 | GW83000..... | 252 |
| GR755..... | 179 | GRGG600-750M..... | 198 | GU10900..... | 328 | GW80518..... | 256 | GW83001..... | 252 |
| GR756..... | 193 | GRGG600-750S..... | 198 | GU10915..... | 328 | GW80519..... | 256 | GW9008..... | 262 |
| GR759..... | 193 | GRGG600-750XL..... | 198 | GU10916..... | 328 | GW80549..... | 256 | GW9010..... | 262 |
| GR7646..... | 179 | GRGG600-750XS..... | 198 | GU10917..... | 328 | GW80556..... | 253 | GW9011..... | 262 |
| GR767..... | 176 | GRGRDTAP12-24..... | 180 | GU10925..... | 328 | GW80557..... | 253 | GW9012..... | 262 |
| GR7706SB..... | 178 | GRGT-12..... | 195 | GU10927..... | 328 | GW80563..... | 253 | GW9014..... | 262 |
| GR774..... | 193 | GRH4665A..... | 384 | GU10974..... | 331 | GW80579..... | 253 | GW9016..... | 262 |
| GR7806SB..... | 178 | GRH4802..... | 383 | GU10985..... | 328 | GW80584..... | 253 | GW9018..... | 262 |
| GR7904SB..... | 178 | GRH4802-1..... | 383 | GU10987..... | 328 | GW80600..... | 258 | GW9020..... | 262 |
| GR7906SB..... | 178 | GRH4802-3..... | 383 | GU10989..... | 328 | GW80707..... | 254 | GW9022..... | 262 |
| GR796..... | 194 | GRH4802-5..... | 383 | GU11170..... | 326 | GW80715..... | 254 | GW9024..... | 262 |
| GR8012..... | 190 | GRH4802-6..... | 383 | GU11171..... | 326 | GW80716..... | 253 | GW9026..... | 262 |
| GR8018..... | 190 | GRH4905A..... | 383 | GU11172..... | 326 | GW80717..... | 253 | GW9028..... | 262 |
| GR8024..... | 190 | GRH4910A..... | 383 | GU11173..... | 326 | GW80760..... | 256 | GW9030..... | 262 |
| GR840A..... | 184 | GRH6400C..... | 383 | GU11174..... | 326 | GW80761..... | 256 | GW9032..... | 262 |
| GR841A..... | 184 | GRH6510A..... | 383 | GU15022..... | 332 | GW80762..... | 256 | GW9034..... | 262 |
| GR842A..... | 184 | GRH8508-1..... | 383 | GU15023..... | 332 | GW80763..... | 256 | GW9036..... | 262 |
| GR843A..... | 184 | GRH8508-1V..... | 383 | GU15030..... | 331 | GW80764..... | 256 | GW9038..... | 262 |
| GR848..... | 187 | GRH8508-3..... | 383 | GU15046..... | 332 | GW80765..... | 256 | GW9040..... | 262 |
| GR849..... | 187 | GRH8508-3V..... | 383 | GU15105..... | 333 | GW80766..... | 256 | GW9042..... | 262 |
| GR851..... | 187 | GRHCS816..... | 384 | GU15110..... | 333 | GW80767..... | 256 | GW9044..... | 262 |
| GR855GX..... | 185 | GRHCS8160CB..... | 384 | GU15111..... | 333 | GW80768..... | 256 | GW9046..... | 262 |
| GR859-4..... | 188 | GRHCS820..... | 384 | GU15116..... | 332 | GW80769..... | 256 | GW9048..... | 262 |
| GR860-1[1/2]..... | 187 | GRHFC30..... | 385 | GU15158..... | 333 | GW80770..... | 256 | GW9050..... | 262 |
| GR860-3..... | 187 | GRHK520..... | 194 | GU15159..... | 333 | GW80771..... | 256 | GW9052..... | 262 |
| GR860-4..... | 187 | GRHPB45-1AVS..... | 385 | GU15160..... | 333 | GW80773..... | 257 | GW9054..... | 262 |
| GR864..... | 175 | GRHPB45-2AVS..... | 385 | GU15177..... | 332 | GW80774..... | 257 | GW9056..... | 262 |
| GR881CT..... | 186 | GRHPB55-1AVS..... | 385 | GU15180..... | 332 | GW80775..... | 257 | GW9060..... | 262 |
| GR881-MBT..... | 187 | GRHPD-HV-U..... | 382 | GU15181..... | 332 | GW80776..... | 257 | GW9062..... | 262 |
| GR906..... | 196 | GRHPD-T-U..... | 382 | GU15182..... | 332 | GW80777..... | 257 | GW9312..... | 262 |
| GR909..... | 196 | GRK09-2SPGL..... | 194 | GU15183..... | 332 | GW80778..... | 257 | GW9317..... | 261 |



Part Number Index

www.edgecs.com

| | | | | | | | | | |
|---------------|-----|------------------|-----|--------------------|-----|------------------|-----|--------------------|-----|
| GW9412..... | 262 | HG14252..... | 131 | HH70300S..... | 358 | IR2073112..... | 269 | IT34..... | 433 |
| GW9533..... | 261 | HG14254..... | 131 | HH70300XL..... | 358 | IR2073113..... | 269 | IT38..... | 433 |
| GW9620..... | 262 | HG14256..... | 131 | HH70300XL..... | 358 | IR2073211..... | 269 | IT58..... | 433 |
| GW9700..... | 261 | HG14260..... | 131 | HH70300XS..... | 358 | IR2073212..... | 269 | IT78TUNDRA..... | 433 |
| HFPTXXXX..... | 535 | HG14262..... | 131 | HH70300XS..... | 358 | IR2082101..... | 274 | JB1210..... | 586 |
| HFPTXXXX..... | 598 | HG14264..... | 131 | HH70333-260FL..... | 356 | IR2084100..... | 274 | JB1210HDG..... | 586 |
| HFSWXXXX..... | 535 | HG14266..... | 131 | HH70333-360FL..... | 356 | IR2084300..... | 274 | JB1212..... | 586 |
| HFSWXXXX..... | 598 | HG14268..... | 131 | HH70444-260FL..... | 356 | IR2084400..... | 274 | JB126..... | 586 |
| HG10527..... | 97 | HG14272..... | 131 | HH70444-360FL..... | 356 | IR2088600..... | 274 | JB128..... | 586 |
| HG10528..... | 97 | HG14274..... | 131 | HH72190-960..... | 357 | IR22007..... | 270 | JB3410..... | 586 |
| HG10531..... | 97 | HG14276..... | 131 | HH72191-960..... | 357 | IR22012..... | 270 | JB3412..... | 586 |
| HG10532..... | 97 | HG14278..... | 131 | HH72490-960..... | 357 | IR233250..... | 467 | JB5810..... | 586 |
| HG10533..... | 97 | HG14280..... | 131 | HH740082XL..... | 357 | IR233250..... | 652 | JB5810HDG..... | 586 |
| HG10534..... | 97 | HG14282..... | 131 | HH740083XL..... | 357 | IR24021..... | 122 | JB5812..... | 586 |
| HG10731..... | 95 | HG14284..... | 131 | HH740084XL..... | 357 | IR24030..... | 122 | JB5812HDG..... | 586 |
| HG12114..... | 96 | HG14301..... | 131 | HH74008L..... | 357 | IR30103-SH..... | 467 | JB588..... | 586 |
| HG12116..... | 96 | HG14302..... | 131 | HH74008M..... | 357 | IR30103-SH..... | 652 | JE11127..... | 286 |
| HG12118..... | 96 | HG14303..... | 131 | HH74008S..... | 357 | IR3041001..... | 129 | JE11128..... | 286 |
| HG12120..... | 96 | HG14304..... | 131 | HH74008XL..... | 357 | IR3041002..... | 129 | JE20212..... | 292 |
| HG12122..... | 96 | HG14322..... | 131 | HH74008XS..... | 357 | IR3041003..... | 129 | JE20412..... | 292 |
| HG12124..... | 96 | HG14324..... | 131 | HH75090-560..... | 357 | IR3041004..... | 129 | JE20616..... | 292 |
| HG12126..... | 96 | HG14326..... | 131 | HH75490-560..... | 357 | IR3041005..... | 129 | JE20624..... | 292 |
| HG12128..... | 96 | HG14328..... | 131 | HH79892-560..... | 357 | IR3041006..... | 129 | JE20816..... | 292 |
| HG12130..... | 96 | HG14330..... | 131 | HIHTJ-10..... | 234 | IR3041007..... | 129 | JE20824..... | 292 |
| HG12132..... | 96 | HG14332..... | 131 | HIKRS-15-SLD..... | 234 | IR3041009..... | 129 | JE20836..... | 292 |
| HG12134..... | 96 | HG14334..... | 131 | HIKRS-30-SLD..... | 234 | IR3057014..... | 129 | JE21016..... | 292 |
| HG12136..... | 96 | HG14336..... | 131 | HIKRS-40-SLD..... | 234 | IR35010-SH..... | 467 | JE21036..... | 292 |
| HG12138..... | 96 | HG14338..... | 131 | HIKRS-60-SLD..... | 234 | IR35010-SH..... | 652 | JE21400..... | 286 |
| HG12140..... | 96 | HG14340..... | 131 | HIKRS-8-4S..... | 234 | IR39004..... | 130 | JE21500..... | 286 |
| HG12142..... | 96 | HG14342..... | 131 | HIKTG-80P..... | 234 | IR39005..... | 130 | JE22005..... | 286 |
| HG12144..... | 96 | HG14344..... | 131 | HL1010924..... | 345 | IR39006..... | 130 | JE22006..... | 286 |
| HG12146..... | 96 | HG14348..... | 131 | HL1010970..... | 345 | IR39007..... | 130 | JE63200..... | 286 |
| HG12148..... | 96 | HG14352..... | 131 | HL1011603..... | 345 | IR39008..... | 130 | JE63201..... | 286 |
| HG12150..... | 96 | HG14356..... | 131 | HL1011997..... | 345 | IR39108-SH..... | 467 | JEHBS-916W..... | 93 |
| HG12152..... | 96 | HG14362..... | 131 | HLDPAS-1..... | 344 | IR39108-SH..... | 652 | JEHVBS-7MW..... | 93 |
| HG12154..... | 96 | HG14366..... | 131 | HLDPAS-30R..... | 344 | IR39404..... | 130 | JEJBJ-12-1/2L..... | 235 |
| HG12156..... | 96 | HG14368..... | 131 | HLDPF-1..... | 345 | IR39405..... | 130 | JEJPD-20MF..... | 93 |
| HG12158..... | 96 | HG14372..... | 131 | HLDPF-30..... | 345 | IR39406..... | 130 | JEPT-2748W..... | 234 |
| HG12160..... | 96 | HG14374..... | 131 | HLMAX-1..... | 344 | IR39408..... | 130 | JMES..... | 423 |
| HG12162..... | 96 | HG14378..... | 131 | HLMAX-30..... | 344 | IR39608..... | 130 | JMHD..... | 423 |
| HG12164..... | 96 | HG14380..... | 131 | HLMM-1..... | 344 | IR64110..... | 465 | JMHS-1..... | 423 |
| HG12214..... | 96 | HG14384..... | 131 | HLQB100HYG..... | 345 | IR64494..... | 465 | JMHS-2..... | 423 |
| HG12216..... | 96 | HG24131..... | 97 | HLQB1HYG..... | 345 | IR64495..... | 465 | JMHS-3..... | 423 |
| HG12218..... | 96 | HG3-12224..... | 96 | HLQB200HYG..... | 345 | IR64610..... | 466 | JMLM..... | 423 |
| HG12220..... | 96 | HG3-12226..... | 96 | HLQB2HYG..... | 345 | IR64901..... | 465 | JMPS-1..... | 423 |
| HG12222..... | 96 | HG3-12228..... | 96 | HLQB300HYG..... | 345 | IR64902..... | 465 | JMPS-2..... | 423 |
| HG12224..... | 96 | HG3-12230..... | 96 | HLQB3HYG..... | 345 | IR64903..... | 465 | JNA2G246-HC4V..... | 387 |
| HG12226..... | 96 | HG3-12232..... | 96 | HLQD1..... | 344 | IR64904..... | 465 | JNG8HGA-17P..... | 386 |
| HG12228..... | 96 | HG3-12234..... | 96 | HLQD30..... | 344 | IR64905..... | 465 | JNK15A-15P..... | 386 |
| HG12230..... | 96 | HG3-12236..... | 96 | HLQM24+..... | 345 | IR64907..... | 465 | JNK15A-17P..... | 386 |
| HG12232..... | 96 | HG3-12238..... | 96 | HS125FAV..... | 400 | IR64908..... | 465 | JNK15A-30P..... | 386 |
| HG12234..... | 96 | HG3-12240..... | 96 | HS125FAV..... | 663 | IR65101..... | 466 | JNK15A-8P..... | 386 |
| HG12236..... | 96 | HG3-12242..... | 96 | HS125KT..... | 401 | IR65102..... | 466 | JNK2A-8P..... | 386 |
| HG12238..... | 96 | HG3-12244..... | 96 | HS125KT..... | 664 | IR65103..... | 466 | JNK5HGA-17P..... | 386 |
| HG12240..... | 96 | HG3-12246..... | 96 | HS170FAVT..... | 400 | IR65104..... | 466 | JNK5HGA-30P..... | 386 |
| HG12242..... | 96 | HG3-12248..... | 96 | HS170FAVT..... | 663 | IR65105..... | 466 | JNK5HGA-8P..... | 386 |
| HG12244..... | 96 | HG3-12250..... | 96 | HS175KT..... | 401 | IR65108..... | 466 | JS3000001..... | 341 |
| HG12246..... | 96 | HG3-12252..... | 96 | HS175KT..... | 664 | IR66300..... | 467 | JS3000061..... | 337 |
| HG12248..... | 96 | HG3-12254..... | 96 | HS200CV..... | 401 | IR66300..... | 652 | JS3000064..... | 337 |
| HG12250..... | 96 | HG3-12256..... | 96 | HS200CV..... | 662 | IR88601..... | 129 | JS3000067..... | 337 |
| HG12252..... | 96 | HG3-12258..... | 96 | HS210KT..... | 401 | IR88702..... | 129 | JS3000070..... | 337 |
| HG12254..... | 96 | HG3-12260..... | 96 | HS210KT..... | 664 | IR88804..... | 129 | JS3000072..... | 337 |
| HG12256..... | 96 | HG3-12262..... | 96 | HS400FAVT..... | 400 | IR88805..... | 129 | JS3000075..... | 337 |
| HG12258..... | 96 | HG3-12264..... | 96 | HS400FAVT..... | 663 | IR88806..... | 129 | JS3000078..... | 337 |
| HG12260..... | 96 | HG3-12266..... | 96 | HS7000ID..... | 400 | IR88807..... | 129 | JS3000085..... | 337 |
| HG12262..... | 96 | HG3-12268..... | 96 | HS7000ID..... | 664 | IR88808..... | 129 | JS3000094..... | 338 |
| HG12264..... | 96 | HG3-12270..... | 96 | HS80CV..... | 401 | IR88809..... | 129 | JS3000095..... | 338 |
| HG12266..... | 96 | HG3-12272..... | 96 | HS80CV..... | 662 | IR88810..... | 129 | JS3000105..... | 339 |
| HG12268..... | 96 | HG3-12274..... | 96 | HS85FAV..... | 400 | IR88811..... | 129 | JS3000127..... | 341 |
| HG12270..... | 96 | HG3-12276..... | 96 | HS85FAV..... | 663 | IR88812..... | 129 | JS3000354..... | 340 |
| HG12272..... | 96 | HG75005..... | 95 | ICEMELT..... | 668 | IR88813..... | 129 | JS3000355..... | 340 |
| HG12274..... | 96 | HGHMD115..... | 94 | ID35-078..... | 135 | IR88814..... | 129 | JS3000356..... | 340 |
| HG12276..... | 96 | HGHMD150..... | 94 | IG9346..... | 362 | IR88815..... | 129 | JS3000357..... | 340 |
| HG13007C..... | 131 | HGHMD505..... | 95 | IG9346..... | 669 | IR88816..... | 129 | JS3000358..... | 340 |
| HG14005C..... | 132 | HGHMD904C..... | 95 | IGGT1610..... | 361 | IR88818..... | 129 | JS3000359..... | 340 |
| HG14009..... | 131 | HGHMD914..... | 95 | IGGT1610..... | 669 | IR88820..... | 129 | JS3000434..... | 338 |
| HG14222..... | 131 | HGHMD915..... | 95 | IGGT1640..... | 361 | IR88822..... | 129 | JS3000434..... | 666 |
| HG14224..... | 131 | HGHMD925..... | 95 | IGGT1640..... | 669 | IR88824..... | 129 | JS3000436..... | 338 |
| HG14226..... | 131 | HH70260-260..... | 357 | IGGT1683..... | 361 | IR88894..... | 128 | JS3000436..... | 666 |
| HG14228..... | 131 | HH70260-360..... | 357 | IGGT1683..... | 669 | IR88898..... | 128 | JS3000439..... | 666 |
| HG14230..... | 131 | HH703002XL..... | 358 | IGGT1685..... | 361 | IR90106..... | 129 | JS3000441..... | 338 |
| HG14232..... | 131 | HH703002XL..... | 358 | IGGT1685..... | 669 | IR90112..... | 129 | JS3000441..... | 666 |
| HG14234..... | 131 | HH703003XL..... | 358 | IGGT8257UN..... | 362 | IR93553..... | 130 | JS3000442..... | 338 |
| HG14236..... | 131 | HH703003XL..... | 358 | IGGT8257UN..... | 669 | IT1..... | 433 | JS3000442..... | 666 |
| HG14238..... | 131 | HH703004XL..... | 358 | IR15001-SH..... | 468 | IT1-1/2..... | 433 | JS3000447..... | 337 |
| HG14240..... | 131 | HH703004XL..... | 358 | IR15001-SH..... | 652 | IT1-1/4..... | 433 | JS3000448..... | 338 |
| HG14242..... | 131 | HH70300L..... | 358 | IR15002-SH..... | 468 | IT112TUNDRA..... | 433 | JS3001937..... | 337 |
| HG14244..... | 131 | HH70300L..... | 358 | IR15002-SH..... | 652 | IT118TUNDRA..... | 433 | JS3001938..... | 337 |
| HG14246..... | 131 | HH70300M..... | 358 | IR1774106..... | 274 | IT12..... | 433 | JS3001939..... | 337 |
| HG14248..... | 131 | HH70300M..... | 358 | IR2031314DS..... | 465 | IT14..... | 433 | JS3001941..... | 337 |
| HG14250..... | 131 | HH70300S..... | 358 | IR2073111..... | 269 | IT2..... | 433 | JS3002442..... | 338 |

Spokane, WA 509-535-9841

Billings, MT 406-248-7196

Yakima, WA 509-248-1144

Gillette, WY 307-682-8522



| | | | | | | | | | |
|-------------|-----|-------------|-----|---------------|-----|------------|-----|------------------|-----|
| JS3004880 | 341 | KL11047 | 298 | KL662 | 300 | KN308-3 | 247 | KRS01811 | 638 |
| JS3004882 | 341 | KL11055 | 298 | KL663 | 300 | KN31 | 300 | KRS01812 | 638 |
| JS3004883 | 341 | KL19352 | 304 | KL70579 | 278 | KN312-3 | 247 | KRS01815 | 638 |
| JS3005052 | 341 | KL2100-8 | 303 | KL70580 | 279 | KN32 | 241 | KRS02001 | 640 |
| JS3005334 | 339 | KL2100-9 | 303 | KL70581 | 278 | KN33 | 242 | KRS03500 | 465 |
| JS3005346 | 338 | KL27400 | 304 | KL70582 | 279 | KN336-3 | 247 | KRS03500 | 639 |
| JS3005371 | 341 | KL27450 | 304 | KL70583 | 279 | KN337-3 | 247 | KRS03600 | 465 |
| JS3005378 | 341 | KL3210 | 301 | KL70586 | 279 | KN338-3 | 247 | KRS03600 | 639 |
| JS3005379 | 341 | KL3211 | 301 | KL70591 | 278 | KN350-3-01 | 245 | KRS03611 | 465 |
| JS3005399 | 341 | KL3212 | 301 | KL85075 | 299 | KN352-3-01 | 245 | KRS03611 | 639 |
| JS3006273 | 354 | KL3213 | 301 | KL85076 | 299 | KN354-3-01 | 245 | KRS03612 | 465 |
| JS3006693 | 360 | KL3214 | 301 | KL85077 | 299 | KN36 | 241 | KRS03612 | 639 |
| JS3011373 | 340 | KL3219 | 301 | KLD2000-28 | 297 | KN360-3-01 | 245 | KRS03613 | 465 |
| JS3011375 | 340 | KL3220 | 301 | KLD2000-48 | 297 | KN372-0-01 | 245 | KRS03613 | 639 |
| JS3011379 | 341 | KL3221 | 301 | KLD2000-7CST | 295 | KN396-0-01 | 245 | KRS03614 | 465 |
| JS3011380 | 341 | KL3222 | 301 | KLD2000-9NE | 297 | KN41 | 241 | KRS03614 | 639 |
| JS3011306 | 340 | KL3223 | 301 | KLD2000-9ST | 295 | KN42 | 241 | KRS03620 | 465 |
| JS3011307 | 340 | KL3224 | 301 | KLD201-6NE | 297 | KN44 | 242 | KRS03620 | 639 |
| JS3011308 | 340 | KL3238 | 302 | KLD201-7CST | 295 | KN4824 | 241 | KRS03621 | 465 |
| JS3011328 | 340 | KL3239 | 302 | KLD201-7NE | 297 | KN4830 | 241 | KRS03621 | 639 |
| JS3011329 | 340 | KL3240 | 304 | KLD201-8NE | 297 | KN51 | 241 | KRS03622 | 465 |
| JS3011372 | 337 | KL3241 | 304 | KLD201-9NE | 297 | KN530-3-01 | 246 | KRS03622 | 639 |
| JS30113851 | 341 | KL3242 | 304 | KLD203-5 | 295 | KN536-3-01 | 246 | KRS03630 | 465 |
| JS30113854 | 341 | KL3244 | 304 | KLD203-6 | 295 | KN60 | 241 | KRS03630 | 639 |
| JS30113856 | 341 | KL3245 | 304 | KLD203-7 | 295 | KN63 | 242 | KRS03631 | 465 |
| JS30113858 | 341 | KL3247 | 304 | KLD203-8 | 296 | KN631 | 246 | KRS03631 | 639 |
| JS30114874 | 337 | KL32476 | 301 | KLD203-8N | 296 | KN636 | 246 | KRS03700 | 465 |
| JS30114879 | 338 | KL32477 | 301 | KLD203-8NCR | 296 | KN664-0-01 | 244 | KRS03700 | 639 |
| JS3015022 | 341 | KL3248 | 304 | KLD213-8NE | 296 | KN665-3-01 | 244 | KRS03701 | 465 |
| JS3015023 | 341 | KL32500 | 301 | KLD213-9 | 295 | KN674-0-01 | 244 | KRS03701 | 639 |
| JS3015024 | 341 | KL32510 | 301 | KLD213-9NE | 296 | KN69 | 241 | KRS03702 | 465 |
| JS3017585 | 354 | KL3255 | 305 | KLD213-9NE-CR | 296 | KN741 | 242 | KRS03702 | 639 |
| JS3017589 | 354 | KL3256 | 305 | KLD213-9NETP | 295 | KN742 | 242 | KRS03720 | 638 |
| JS3017593 | 354 | KL3260 | 305 | KLD213-9ST | 295 | KN743 | 242 | KRS03725 | 638 |
| JS3020285 | 340 | KL3261 | 305 | KLD221-5 1/2C | 296 | KN79 | 241 | KRS03727 | 638 |
| JS3020286 | 340 | KL3262 | 305 | KLD228-8 | 297 | KN89 | 241 | KRS03821 | 465 |
| JS3020287 | 340 | KL46037 | 303 | KLD232-8 | 295 | KN90 | 241 | KRS03821 | 639 |
| JS3020706 | 340 | KL500-18 | 302 | KLD244-5C | 297 | KN91 | 241 | KRS03900 | 465 |
| JS3020707 | 340 | KL500-24 | 302 | KLD248-8 | 297 | KNR-72 | 243 | KRS03900 | 639 |
| JS3020708 | 340 | KL506-15 | 302 | KLD252-6 | 297 | KP1815 | 660 | KRS03901 | 465 |
| JS3020709 | 340 | KL5104 | 302 | KLD507-10 | 266 | KRK07095 | 639 | KRS03901 | 639 |
| JS3022275 | 354 | KL5106 | 302 | KLD507-12 | 266 | KRK07096 | 639 | KRS03911 | 465 |
| JS3022276 | 354 | KL5109 | 302 | KLD507-6 | 266 | KRK08300 | 638 | KRS03911 | 639 |
| JS3022277 | 354 | KL5109PS | 302 | KLD507-8 | 266 | KRK08301 | 638 | KRS0900000 | 641 |
| JS3022278 | 354 | KL5118C | 303 | KLD511-6 | 296 | KRK08305 | 638 | KRS20848 | 640 |
| JS3022279 | 354 | KL5144 | 302 | KLD511-8 | 296 | KRK08306 | 638 | KRS20857 | 641 |
| JS3022280 | 354 | KL5172PS | 302 | KLJ2000-28 | 297 | KRK08340 | 639 | KRTF20009 | 642 |
| KC06070 | 644 | KL5416 | 303 | KLJ2000-9NE | 297 | KRK08350 | 639 | KRTF20027 | 642 |
| KC34015 | 643 | KL5416T | 303 | KLJ2000-9ST | 295 | KRK08360 | 639 | KRTF22021 | 642 |
| KC41055 | 358 | KL5417T | 303 | KLJ203-8 | 296 | KRS00103 | 640 | KRTF29200 | 642 |
| KC44314 | 358 | KL5459T | 303 | KLJ213-9NE | 296 | KRS00205 | 641 | KRTFF230000 | 642 |
| KC44315 | 358 | KL5471 | 303 | KLJ228-8 | 297 | KRS00208 | 640 | KRWL09010 | 634 |
| KC44322 | 358 | KL600-1 | 300 | KLJSDS01 | 300 | KRS00210 | 641 | KRWL09023 | 634 |
| KC44323 | 358 | KL600-12 | 300 | KLJSDS02 | 300 | KRS00324 | 638 | KRWL09210 | 634 |
| KC44324 | 358 | KL600-4 | 300 | KLK1210 | 298 | KRS00325 | 638 | KRWL09310 | 634 |
| KC44325 | 358 | KL600-6 | 300 | KLK1412 | 298 | KRS00326 | 638 | KRWL09410 | 634 |
| KC44326 | 358 | KL600-8 | 300 | KN10 | 241 | KRS00329 | 638 | KRWL09611 | 633 |
| KC75130 | 358 | KL601-10 | 299 | KN100 | 242 | KRS00332 | 638 | KRWL1111100 | 642 |
| KC80596 | 358 | KL601-3 | 299 | KN11 | 241 | KRS00339 | 638 | KRWL30060 | 634 |
| KE91371 | 643 | KL601-4 | 299 | KN111 | 242 | KRS00340 | 638 | KRWL3333300 | 642 |
| KE1020 | 90 | KL601-6 | 299 | KN112 | 242 | KRS00341 | 638 | KSMP301 | 459 |
| KE157-24 | 91 | KL601-8 | 299 | KN114-0-01 | 244 | KRS00342 | 638 | KSMP401 | 459 |
| KE157-26 | 91 | KL602-3 | 300 | KN116-3-02 | 244 | KRS00621 | 641 | KSOTR1810100 | 459 |
| KE157-54 | 91 | KL602-4 | 300 | KN117-0-02 | 244 | KRS00711 | 640 | KSOTR1810200 | 459 |
| KE157-56 | 91 | KL602-6 | 300 | KN119-01 | 242 | KRS00739 | 639 | KSOTR1810300 | 459 |
| KE157-58 | 91 | KL602-8 | 300 | KN121-0-01 | 243 | KRS00740 | 639 | KSR112 | 459 |
| KEKD-1493 | 89 | KL603-1 | 300 | KN1245 | 246 | KRS00857 | 641 | KSR182 | 459 |
| KEKD-400 | 88 | KL603-10 | 300 | KN126-3-02 | 243 | KRS00880 | 640 | KSR30 | 459 |
| KEKD-442 | 88 | KL603-3 | 300 | KN127-0-02 | 243 | KRS01000 | 638 | LAD-SAF SYSTEM | 315 |
| KEKIT#100 | 89 | KL603-4 | 300 | KN1275 | 246 | KRS01003 | 638 | LB100 | 402 |
| KEKIT#210 | 89 | KL603-6 | 300 | KN1450 | 245 | KRS01005 | 638 | LB100 | 665 |
| KEKIT#340 | 89 | KL603-7 | 300 | KN162-3-01 | 244 | KRS01006 | 638 | LB170 | 402 |
| KEKIT#342 | 89 | KL605-4 | 299 | KN163-3-01 | 244 | KRS01008 | 638 | LB170 | 665 |
| KEKS-426 | 90 | KL605-6 | 299 | KN175-3-01 | 245 | KRS01101 | 638 | LB170Ultra | 402 |
| KEP-500 | 89 | KL605-8 | 299 | KN176-3-01 | 245 | KRS01110 | 638 | LB170Ultra | 665 |
| KI292474 | 365 | KL627-20 | 304 | KN180-0-01 | 245 | KRS01150 | 638 | LB300 | 666 |
| KI366242 | 365 | KL628-20 | 304 | KN181-0-01 | 245 | KRS01210 | 638 | LB400 | 402 |
| KI466112K | 365 | KL630-1/2 | 301 | KN185-3-01 | 245 | KRS01285 | 638 | LB400 | 665 |
| KI466204K | 365 | KL630-1/4 | 301 | KN186-3-01 | 245 | KRS01305 | 638 | LB400Ultra | 402 |
| KI466206K | 365 | KL630-11/32 | 301 | KN205-3 | 246 | KRS01310 | 638 | LB400Ultra | 665 |
| KI466227-01 | 365 | KL630-3/16 | 301 | KN21 | 241 | KRS01415 | 638 | LBK170 | 402 |
| KI466227K | 365 | KL630-3/8 | 301 | KN216-3 | 246 | KRS01470 | 638 | LBK170 | 665 |
| KI466400 | 365 | KL630-5/16 | 301 | KN2472 | 241 | KRS01485 | 638 | LBK400 | 402 |
| KI466401 | 365 | KL630-5/8 | 301 | KN250 | 247 | KRS01510 | 638 | LBK400 | 665 |
| KL1001 | 299 | KL63050 | 297 | KN28 | 241 | KRS01515 | 638 | LBK650 | 402 |
| KL1005 | 298 | KL63060 | 298 | KN30 | 241 | KRS01540 | 638 | LBK650 | 665 |
| KL1006 | 299 | KL630-7/16 | 301 | KN301-3 | 247 | KRS01580 | 638 | LC80130 | 466 |
| KL1010 | 298 | KL630-9/16 | 301 | KN303-3 | 247 | KRS01760 | 638 | LC80141 (Holder) | 466 |
| KL1011 | 298 | KL631 | 301 | KN306-3 | 247 | KRS01765 | 638 | LC80380 | 466 |
| KL11045 | 298 | KL64306 | 304 | KN3068 | 241 | KRS01770 | 638 | LC80381 | 466 |
| KL11046 | 298 | KL650 | 304 | KN307-3 | 247 | KRS01800 | 638 | LC80382 | 466 |



Part Number Index

www.edgecs.com

| | | | | | | | | | |
|--------------------|-----|------------------|-----|--------------------|-----|------------------------|-----|---------------------|-----|
| LC80383..... | 466 | LDLHBM16 #1..... | 543 | LF60103-12..... | 225 | LOFM1414HD..... | 210 | MA9557PBX1..... | 75 |
| LC80385..... | 466 | LDLHBM16 #2..... | 543 | LF60103-16..... | 225 | LOFM1416HD..... | 210 | MA9566CV..... | 75 |
| LC80386..... | 466 | LDLHBM16 #3..... | 543 | LF61001..... | 225 | LOFM1504..... | 210 | MA9741..... | 77 |
| LC84810..... | 467 | LDLHBM20 #1..... | 543 | LF61002..... | 225 | LOFM1505..... | 210 | MA9903..... | 76 |
| LC84811..... | 467 | LDLHBM20 #2..... | 543 | LF61005..... | 225 | LOFM1506..... | 210 | MAA-90532..... | 77 |
| LC84812..... | 467 | LDLHBM20 #3..... | 543 | LF61006..... | 225 | LOFM1507..... | 210 | MAA-90956..... | 77 |
| LC84813..... | 467 | LDLHC037..... | 542 | LF6A103B..... | 225 | LOFM1508..... | 210 | MAB9000..... | 72 |
| LC84814..... | 467 | LDLHC050..... | 542 | LFDC1..... | 224 | LOFM1510..... | 210 | MABCS550..... | 69 |
| LC84815..... | 467 | LDLHC062..... | 542 | LFDC2..... | 224 | LOFM1512..... | 210 | MABDA350..... | 68 |
| LC84816..... | 467 | LDLHC075..... | 542 | LFDC3..... | 224 | LOFMP1504..... | 209 | MABGA452Z..... | 69 |
| LC85400..... | 466 | LDLHC100..... | 542 | LFDC4..... | 224 | LOFMP1504-4C..... | 209 | MABJR181..... | 69 |
| LC85490..... | 466 | LDLHMB12 #1..... | 543 | LFEE1801NTX..... | 223 | LOFMP1506..... | 209 | MABJV180..... | 69 |
| LC96222..... | 467 | LDLHMB12 #2..... | 543 | LFEE1-801T-10..... | 223 | LOFMP1506-4C..... | 209 | MABL1815..... | 71 |
| LC96223..... | 467 | LDLHMB12 #3..... | 543 | LFEE1-801T-3..... | 223 | LOFMP1508..... | 209 | MABL1830..... | 71 |
| LC96253..... | 468 | LDLHW037..... | 542 | LFEE1802NTX..... | 223 | LOFMP1508-4C..... | 209 | MABL7010..... | 72 |
| LC96820..... | 467 | LDLHW050..... | 542 | LFEE1-802T-5..... | 223 | LOFMP1510..... | 209 | MABML185..... | 71 |
| LC96821..... | 467 | LDLHW062..... | 542 | LFEE1803NTX..... | 223 | LOFMP1510-4C..... | 209 | MABMR100W..... | 72 |
| LC96822..... | 467 | LDLHW075..... | 542 | LFEE1804NTX..... | 223 | LOFS1404HD..... | 209 | MABPB180..... | 69 |
| LC96823..... | 467 | LDLHW100..... | 542 | LFEE2-801-10..... | 223 | LOFS1406HD..... | 209 | MABTD142HW..... | 67 |
| LC96824..... | 467 | LDLLB037..... | 544 | LFEE2-801-12..... | 223 | LOFS1408HD..... | 209 | MABTP140..... | 68 |
| LC96825..... | 467 | LDLLB050..... | 544 | LFEE2-801-3..... | 223 | LOFS1410HD..... | 209 | MABTW450..... | 68 |
| LC96826..... | 467 | LDLLB062..... | 544 | LFEE2-801-4..... | 223 | LOFS1412HD..... | 209 | MABVR450..... | 69 |
| LC96832..... | 467 | LDLLB075..... | 544 | LFEE2-801-6..... | 223 | LOFS1502..... | 209 | MADA3010F..... | 74 |
| LDLA037..... | 538 | LDLLB100..... | 544 | LFEE2-801-8..... | 223 | LOFS1503..... | 209 | MADA4031..... | 73 |
| LDLA050..... | 538 | LDLLR037..... | 541 | LFEE2801NTX..... | 223 | LOFS1504..... | 209 | MADC1804..... | 72 |
| LDLA062..... | 538 | LDLLR050..... | 541 | LFEE2-802-10..... | 223 | LOFS1505..... | 209 | MADC1822..... | 72 |
| LDLA075..... | 538 | LDLLR062..... | 541 | LFEE2-802-12..... | 223 | LOFS1506..... | 209 | MADC18RA..... | 71 |
| LDLA100..... | 538 | LDLLR075..... | 541 | LFEE2-802-14..... | 223 | LOFS1508..... | 209 | MADP4000..... | 73 |
| LDLAF050..... | 540 | LDLLR100..... | 541 | LFEE2-802-16..... | 223 | LOFS1510..... | 209 | MADPC7331..... | 75 |
| LDLAF050..... | 540 | LDLP1037L..... | 541 | LFEE2-802-20..... | 223 | LOFS1512..... | 209 | MAEK7651H..... | 74 |
| LDLAF050CW..... | 540 | LDLP1037S..... | 539 | LFEE2-802-3..... | 223 | LOFT1004..... | 210 | MAG782.12.0516..... | 130 |
| LDLAF050P1..... | 541 | LDLP1050L..... | 541 | LFEE2-802-4..... | 223 | LOFT1005..... | 210 | MAG911.1016..... | 130 |
| LDLAF050P2..... | 541 | LDLP1050S..... | 539 | LFEE2-802-6..... | 223 | LOFT1006..... | 210 | MAG911.1116..... | 130 |
| LDLAF050W..... | 540 | LDLP1062L..... | 541 | LFEE2-802-8..... | 223 | LOFT1007..... | 210 | MAG911.1216..... | 130 |
| LDLAF062..... | 540 | LDLP1062S..... | 539 | LFEE2802NTX..... | 223 | LOFT1008..... | 210 | MAG911.1316..... | 130 |
| LDLAF062..... | 540 | LDLP1075L..... | 541 | LFEE2-803-20..... | 223 | LOFT1010..... | 210 | MAG911.1416..... | 130 |
| LDLAF062CW..... | 540 | LDLP1075S..... | 539 | LFEE2-803-6..... | 223 | LOFT1012..... | 210 | MAG911.1516..... | 130 |
| LDLAF062P1..... | 541 | LDLP1100L..... | 541 | LFEE2-803-8..... | 223 | L0L-2431-06MR..... | 210 | MAG911.1616..... | 130 |
| LDLAF062P2..... | 541 | LDLP1100S..... | 539 | LFEE2803NTX..... | 223 | L0L-2431-08MR..... | 210 | MAG911.1816..... | 130 |
| LDLAF062W..... | 540 | LDLP2037L..... | 541 | LFEE2-804-20..... | 223 | L0L2433-02..... | 209 | MAG911.2016..... | 130 |
| LDLAF075..... | 540 | LDLP2037S..... | 539 | LFEE2804NTX..... | 223 | L0L-3431-06MR..... | 210 | MAGA4530..... | 75 |
| LDLAF075..... | 540 | LDLP2050L..... | 541 | LFEN150-X..... | 224 | L0L-3431-08MR..... | 210 | MAGA9020..... | 75 |
| LDLAF075CW..... | 540 | LDLP2050S..... | 539 | LFEN240-X..... | 224 | L0L-3433-02..... | 209 | MAGD0601..... | 76 |
| LDLAF075P1..... | 541 | LDLP2062L..... | 541 | LFEN30-4..... | 224 | L0LP-2100-13..... | 212 | MAGD0800C..... | 76 |
| LDLAF075P2..... | 541 | LDLP2062S..... | 539 | LFEN30-8..... | 224 | L0LP-2100-23..... | 212 | MAHMO810B..... | 74 |
| LDLAF075W..... | 540 | LDLP2075L..... | 541 | LFEN30-X..... | 224 | L0LP-2200-00..... | 211 | MAHM1810X..... | 74 |
| LDLAF100..... | 540 | LDLP2075S..... | 539 | LFEN60-X..... | 224 | L0LP-2210-00..... | 211 | MAHR2475..... | 74 |
| LDLAF100..... | 540 | LDLP2100L..... | 541 | LFEN90-X..... | 224 | L0LP-2300-00..... | 211 | MAHR4001C..... | 74 |
| LDLAF100P1..... | 541 | LDLP2100S..... | 539 | LFTS1-80230..... | 225 | L0LP-2921-13A..... | 212 | MAHRH01ZX2..... | 68 |
| LDLAF100P2..... | 541 | LDLP4..... | 543 | LFTS1802TX..... | 225 | L0LP-2921-16A..... | 212 | MAJR3070CT..... | 73 |
| LDLAF100W..... | 540 | LDLP6..... | 543 | LFTS1803TX..... | 225 | L0LP-5510-00..... | 211 | MAJS8000..... | 77 |
| DLB037..... | 538 | LDLSW037..... | 545 | LFTS1804TX..... | 225 | LOPK100A..... | 212 | MAKP0800K..... | 77 |
| DLB050..... | 538 | LDLT050..... | 539 | LFTS1806TX..... | 225 | LOPK100C..... | 212 | MALCT200W..... | 71 |
| DLB062..... | 538 | LDLT062..... | 539 | LFTS2-80230..... | 225 | LOPK100D..... | 212 | MALS1016L..... | 73 |
| DLB075..... | 538 | LDLT072..... | 539 | LFTS2802TX..... | 225 | LOPK110D..... | 212 | MALS1216L..... | 73 |
| DLB100..... | 538 | LDLT100..... | 539 | LFTS2803TX..... | 225 | LST46SQIG-PERF..... | 674 | MALXDT06..... | 67 |
| DLDCF050..... | 539 | LDLTCM08..... | 544 | LFTS2804TX..... | 225 | LST46SQP-ADA-PERF..... | 674 | MALXFD03..... | 67 |
| DLDCF062..... | 539 | LDLTCM10..... | 544 | LFTS2806TX..... | 225 | LST46SQP-PERF..... | 674 | MALXRH01..... | 68 |
| DLDCF075..... | 539 | LDLW037..... | 539 | LFTSEN1000..... | 226 | LST46SQSM-PERF..... | 674 | MALXRH011..... | 68 |
| DLCW037..... | 538 | LDLW050..... | 539 | LFTSEN120..... | 226 | LSULNB4-PERF..... | 674 | MALXT211..... | 70 |
| DLCW050..... | 538 | LDLW062..... | 539 | LFTSEN150..... | 226 | LSULNB5-PERF..... | 674 | MALXT218..... | 70 |
| DLCW062..... | 538 | LDLW075..... | 539 | LFTSEN180..... | 226 | LSULNB6-PERF..... | 674 | MALXT407..... | 70 |
| DLCW075..... | 538 | LDTYPE SC..... | 543 | LFTSEN240..... | 226 | LSULRF48-PERF..... | 674 | MALXT601..... | 70 |
| DLCW100..... | 538 | LE830040..... | 271 | LFTSEN360..... | 226 | LSULRF72-PERF..... | 674 | MALXT702..... | 70 |
| LDLF3037NB..... | 545 | LE830161..... | 270 | LFTSEN600..... | 226 | LSULRF96-PERF..... | 674 | MAMAC5200..... | 387 |
| LDLF3037WB..... | 545 | LE830665..... | 271 | LFTSEN800..... | 226 | LU1000-15SH..... | 231 | MAMAC700..... | 387 |
| LDLF3050NB..... | 545 | LE830677..... | 271 | LFTSEN90..... | 226 | LU1500-25SH..... | 231 | MAPCS000C..... | 77 |
| LDLF3050WB..... | 545 | LE831181..... | 271 | LG1005DTS..... | 359 | LU3000-10SH..... | 231 | MARCS6364N..... | 481 |
| LDLF3062NB..... | 545 | LE831200..... | 272 | LG550S..... | 360 | LU3000-30SH..... | 231 | MARCS6365N..... | 481 |
| LDLF3062WB..... | 545 | LE831425..... | 271 | LGWC47CH..... | 360 | LU4000-20SH..... | 231 | MAS1..... | 372 |
| LDLF3075NB..... | 545 | LE831428..... | 271 | LOAE2216..... | 211 | LU6000-15SH..... | 231 | MAS1457VE3KA..... | 373 |
| LDLF3075WB..... | 545 | LE831547..... | 272 | LOAE2220..... | 211 | MA192827-3..... | 71 | MAS175..... | 373 |
| LDLF9037WB..... | 542 | LF12IEEX..... | 224 | LOAE2224..... | 211 | MA193157-5..... | 71 | MAS175LH..... | 373 |
| LDLF9050WB..... | 542 | LF14IEEX..... | 224 | LOAE2228..... | 211 | MA193158-3..... | 71 | MAS1KA..... | 372 |
| LDLF9062WB..... | 542 | LF1IEEX..... | 224 | LOAE2232..... | 211 | MA193159-1..... | 71 | MAS1KALJ..... | 372 |
| LDLF9075WB..... | 542 | LF26422..... | 225 | LOAE2240..... | 211 | MA193890-9..... | 71 | MAS1UP..... | 372 |
| LDLF9100WB..... | 542 | LF26423..... | 225 | LOAMP1004..... | 209 | MA2107FK..... | 76 | MAS1UPLJ..... | 372 |
| LDLFCM16..... | 542 | LF30001G10..... | 224 | LOAMP1004-4C..... | 209 | MA2414NB..... | 76 | MAS3..... | 372 |
| LDLFF031..... | 545 | LF30002G10..... | 224 | LOAMP1006..... | 209 | MA2705X1..... | 73 | MAS3KA..... | 372 |
| LDLFF037..... | 545 | LF30003G10..... | 224 | LOAMP1006-4C..... | 209 | MA4390DW..... | 72 | MAS3UP..... | 372 |
| LDLFF050..... | 545 | LF30004G10..... | 224 | LOAMP1008..... | 209 | MA5377MG..... | 72 | MAS3UPLF..... | 372 |
| LDLFLS037..... | 544 | LF30005G10..... | 224 | LOAMP1008-4C..... | 209 | MA5402NA..... | 73 | MAS410BLK..... | 373 |
| LDLGF031..... | 546 | LF30006G10..... | 224 | LOAMP1010..... | 209 | MA5477NB..... | 72 | MAS410BLU..... | 373 |
| LDLGF037..... | 546 | LF30007..... | 224 | LOAMP1010-4C..... | 209 | MA6906..... | 74 | MAS410GRN..... | 373 |
| LDLGF037(OSB)..... | 546 | LF30008..... | 224 | LOFE3216..... | 210 | MA792116-2..... | 78 | MAS410RED..... | 373 |
| LDLHBM08 #1..... | 543 | LF341EEX..... | 224 | LOFE3220..... | 210 | MA792118-8..... | 77 | MAS410YLVW..... | 373 |
| LDLHBM08 #2..... | 543 | LF381EEX..... | 224 | LOFE3224..... | 210 | MA9005B..... | 75 | MAS420..... | 373 |
| LDLHBM08 #3..... | 543 | LF581EEX..... | 224 | LOFE3228..... | 210 | MA9031..... | 76 | MAS497AX..... | 373 |
| LDLHBM10 #1..... | 543 | LF60101-12..... | 225 | LOFE3232..... | 210 | MA9227C..... | 76 | MAS5..... | 372 |
| LDLHBM10 #2..... | 543 | LF60101-16..... | 225 | LOFE7236..... | 211 | MA9403..... | 76 | MAS5KA..... | 372 |
| LDLHBM10 #3..... | 543 | LF60101-8..... | 225 | LOFE7240..... | 211 | MA9557PB..... | 75 | MAS5UP..... | 372 |

Spokane, WA 509-535-9841

Billings, MT 406-248-7196

Yakima, WA 509-248-1144

Gillette, WY 307-682-8522



| | | | | | | | | | |
|------------------|-----|------------------|-----|-------------------|-----|-------------------|-----|---------------------|-----|
| MAS5UPLF..... | 372 | MG5030-XL..... | 348 | MI2632-22..... | 50 | MI48-11-2402..... | 58 | MI9075-20..... | 61 |
| MAS8413DPF..... | 373 | MG5049-L..... | 348 | MI2641-21CT..... | 50 | MI48-11-2830..... | 53 | MID000378..... | 474 |
| MATD020DSEW..... | 72 | MG5060-L..... | 348 | MI2646-22CT..... | 51 | MI48-25-1001..... | 123 | MID000391..... | 474 |
| MAXT248..... | 67 | MG5060-M..... | 348 | MI2650-22..... | 48 | MI48-25-1121..... | 123 | MIDL100..... | 474 |
| MB82165..... | 622 | MG5060-S..... | 348 | MI2662-22..... | 49 | MI48-25-1251..... | 123 | MIDL75..... | 474 |
| MB82186..... | 622 | MG5060-XL..... | 348 | MI2663-22..... | 49 | MI48-25-1371..... | 123 | MIN10034018..... | 339 |
| MB82193..... | 622 | MG5309..... | 349 | MI2673-20..... | 50 | MI48-25-1501..... | 123 | MIN10061512..... | 339 |
| MB82220..... | 622 | MG5310..... | 349 | MI2673-22..... | 50 | MI48-25-1751..... | 123 | MIN10087220..... | 339 |
| MB82249..... | 622 | MG6030-L..... | 349 | MI2691-22..... | 51 | MI48-25-2001..... | 123 | MIN10115730..... | 340 |
| MB82295..... | 622 | MG6030-XL..... | 349 | MI2694-24..... | 51 | MI48-25-2121..... | 123 | MIN473334..... | 339 |
| MB82307..... | 622 | MG6060-L..... | 349 | MI2695-22..... | 51 | MI48-25-2251..... | 123 | MIN473568..... | 339 |
| MB82329..... | 622 | MG6060-XL..... | 349 | MI2710-20..... | 52 | MI48-25-2561..... | 123 | MIN475358..... | 339 |
| MB82487..... | 622 | MG6100S..... | 349 | MI2764-22..... | 49 | MI48-25-3001..... | 123 | MIN475359..... | 339 |
| MB82488..... | 622 | MG6212SJ..... | 349 | MI2780-22..... | 50 | MI48-25-3621..... | 123 | MIN475360..... | 339 |
| MB82517..... | 622 | MG6454S..... | 349 | MI3002-1..... | 61 | MI48-25-4125..... | 123 | MIN475361..... | 339 |
| MB82539..... | 624 | MG6512SJ..... | 349 | MI3107-6..... | 61 | MI48-25-4621..... | 123 | MIN475362..... | 339 |
| MB82859..... | 624 | MG6514SJ..... | 349 | MI4202..... | 65 | MI48-28-1030..... | 123 | MIN475363..... | 339 |
| MB82894..... | 624 | MG7100P..... | 348 | MI4210-1..... | 65 | MI48-28-1040..... | 123 | MIN475369..... | 339 |
| MB82900..... | 624 | MG7102..... | 348 | MI4262-1..... | 64 | MI48-28-1050..... | 123 | MIN475371..... | 339 |
| MB82916..... | 624 | MG8100C..... | 348 | MI4270-21..... | 64 | MI48-28-1060..... | 123 | MIN475395..... | 339 |
| MB85002..... | 624 | MG8802..... | 348 | MI4720-20..... | 64 | MI48-32-4402..... | 66 | MIN475407..... | 339 |
| MB85004..... | 624 | MG8808..... | 348 | MI48-00-1301..... | 116 | MI48-32-4403..... | 67 | MIN696389..... | 340 |
| MB85055..... | 624 | MG9500LM..... | 348 | MI48-00-1303..... | 116 | MI48-42-0801..... | 117 | MIN696688..... | 339 |
| MB85082..... | 660 | MG9500MM..... | 348 | MI48-00-1420..... | 116 | MI48-42-0850..... | 117 | MJ3385-L..... | 349 |
| MB89215..... | 658 | MG9500XSM..... | 348 | MI48-00-1440..... | 116 | MI48-42-2120..... | 117 | MJ3385-M..... | 349 |
| MB89223..... | 658 | MG9622..... | 348 | MI48-00-1450..... | 116 | MI48-42-2160..... | 117 | MJ3385-S..... | 349 |
| MB89253..... | 658 | MH15T..... | 399 | MI48-00-1600..... | 115 | MI48-42-2190..... | 117 | MJ3385-XL..... | 349 |
| MB89263..... | 658 | MH15T..... | 662 | MI48-00-1610..... | 115 | MI48-42-2192..... | 117 | MJ3388-L..... | 350 |
| MB89287..... | 659 | MH30T..... | 399 | MI48-00-4091..... | 115 | MI48-42-2300..... | 117 | MJ3388-M..... | 350 |
| MB89319..... | 659 | MH30T..... | 662 | MI48-00-4093..... | 115 | MI48-42-2302..... | 117 | MJ3388-S..... | 350 |
| MB89348..... | 659 | MI0101-20..... | 60 | MI48-00-4182..... | 116 | MI48-42-2310..... | 117 | MJ3388-XL..... | 350 |
| MB89362..... | 659 | MI0200-20..... | 59 | MI48-00-4184..... | 116 | MI48-42-2311..... | 117 | MJ3396H-L..... | 350 |
| MB89363..... | 659 | MI0201-20..... | 60 | MI48-00-4186..... | 116 | MI48-42-5121..... | 117 | MJ3396H-L..... | 667 |
| MB89377..... | 659 | MI0234-6..... | 59 | MI48-00-4187..... | 116 | MI48-42-5161..... | 117 | MJ3396H-M..... | 350 |
| MB89395..... | 658 | MI0299-20..... | 59 | MI48-00-4188..... | 116 | MI48-42-5166..... | 117 | MJ3396H-M..... | 667 |
| MB89474..... | 659 | MI0302-20..... | 59 | MI48-00-4712..... | 116 | MI48-42-5190..... | 117 | MJ3396H-XL..... | 350 |
| MB89478..... | 659 | MI0370-20..... | 61 | MI48-00-4713..... | 116 | MI48-42-5192..... | 117 | MJ3396H-XL..... | 667 |
| MB89480..... | 659 | MI0719-22..... | 53 | MI48-00-4782..... | 116 | MI48-42-5300..... | 117 | MJ3435-L..... | 350 |
| MB89602..... | 647 | MI0726-22..... | 52 | MI48-00-4784..... | 116 | MI48-42-5310..... | 117 | MJ3435-M..... | 350 |
| MB89602..... | 660 | MI0729-21..... | 53 | MI48-00-4787..... | 116 | MI48-42-5311..... | 117 | MJ3435-XL..... | 350 |
| MB89696..... | 647 | MI0730-22..... | 53 | MI48-00-4788..... | 116 | MI48-42-5540..... | 117 | MJ75-5327-L..... | 355 |
| MB89696..... | 660 | MI0756-22..... | 52 | MI48-00-5015..... | 116 | MI48-42-5850..... | 117 | MJ75-5327-M..... | 355 |
| MB89697..... | 647 | MI0779-22..... | 52 | MI48-00-5016..... | 116 | MI48-59-1812..... | 57 | MJ75-5327-XL..... | 355 |
| MB89697..... | 660 | MI0928-29..... | 53 | MI48-00-5017..... | 116 | MI48-59-2401..... | 58 | MJ75-5327-XXL..... | 355 |
| MB89698..... | 647 | MI1107-6..... | 61 | MI48-00-5021..... | 115 | MI48-59-2818..... | 53 | MJ75-5327-XXXL..... | 355 |
| MB89698..... | 660 | MI1250-1..... | 61 | MI48-00-5026..... | 115 | MI48-95-0400..... | 66 | MKAT12..... | 118 |
| MB89700..... | 647 | MI1610-1..... | 60 | MI48-00-5027..... | 115 | MI49-12-0365..... | 63 | MKAT14..... | 118 |
| MB89700..... | 660 | MI1630-1..... | 60 | MI48-00-5035..... | 115 | MI49-22-0065..... | 123 | MKAT16..... | 118 |
| MB89701..... | 647 | MI1660-6..... | 60 | MI48-00-5036..... | 115 | MI49-22-0130..... | 123 | MKAT18..... | 118 |
| MB89701..... | 660 | MI1675-6..... | 60 | MI48-00-5037..... | 115 | MI49-22-0135..... | 123 | MKAT20..... | 118 |
| MB89757..... | 647 | MI1676-6..... | 60 | MI48-00-5052..... | 116 | MI49-22-0220..... | 116 | MKAT22..... | 118 |
| MB89757..... | 659 | MI1680-20..... | 60 | MI48-00-5090..... | 116 | MI49-22-1131..... | 116 | MKAT24..... | 118 |
| MB89772..... | 647 | MI1680-21..... | 60 | MI48-00-5091..... | 115 | MI49-22-8510..... | 66 | MKAT26..... | 118 |
| MB89772..... | 659 | MI1854-1..... | 60 | MI48-00-5092..... | 116 | MI49-24-0171..... | 51 | MKAT32..... | 118 |
| MB89889..... | 659 | MI2101-21..... | 58 | MI48-00-5093..... | 115 | MI49-24-0185..... | 53 | MKAT36..... | 118 |
| MB89889..... | 659 | MI2101-22..... | 58 | MI48-00-5094..... | 115 | MI5192..... | 63 | MKAT38..... | 118 |
| MB89905..... | 659 | MI2205-20..... | 55 | MI48-00-5162..... | 116 | MI5194..... | 63 | MKAT40..... | 118 |
| MB89922..... | 659 | MI2206-20..... | 55 | MI48-00-5163..... | 116 | MI5211..... | 63 | MKAT44..... | 118 |
| MCTS1..... | 135 | MI2210-20..... | 57 | MI48-00-5184..... | 116 | MI5426-21..... | 62 | MKAT48..... | 118 |
| MCTSFC..... | 136 | MI2217-20..... | 55 | MI48-00-5185..... | 116 | MI5455..... | 64 | MKAT56..... | 118 |
| MCTSHD..... | 135 | MI2236-20..... | 56 | MI48-00-5186..... | 116 | MI5460-6..... | 63 | MKAT58..... | 118 |
| MD144S-6..... | 231 | MI2237-20..... | 56 | MI48-00-5193..... | 115 | MI5540..... | 63 | MKAT64..... | 118 |
| MDWP6510L..... | 269 | MI2260-21..... | 56 | MI48-00-5194..... | 115 | MI6088-20..... | 63 | MKAT68..... | 118 |
| MDWP6510R..... | 269 | MI2266-20..... | 57 | MI48-00-5284..... | 116 | MI6101-6..... | 63 | MKAT72..... | 118 |
| MDWP6510S..... | 269 | MI2280-20..... | 56 | MI48-00-5701..... | 115 | MI6116-30..... | 62 | MKA780..... | 118 |
| MDWP6716L..... | 269 | MI2290-21..... | 55 | MI48-00-5706..... | 115 | MI6116-31..... | 63 | MKAT88..... | 118 |
| MDWP6716R..... | 269 | MI2313-21..... | 57 | MI48-00-5711..... | 115 | MI6140-30..... | 62 | MKAT96..... | 118 |
| MDWP6716S..... | 269 | MI2401-22..... | 53 | MI48-00-5713..... | 116 | MI6146-31..... | 62 | MKATCG12..... | 119 |
| MG1361..... | 347 | MI2410-22..... | 54 | MI48-00-5782..... | 116 | MI6147-31..... | 62 | MKATCG14..... | 119 |
| MG1700L..... | 347 | MI2412-22XC..... | 54 | MI48-00-5784..... | 116 | MI6148-30..... | 62 | MKATCG16..... | 119 |
| MG1700XL..... | 347 | MI2420-21..... | 54 | MI48-00-5787..... | 116 | MI6176-20..... | 65 | MKATCG18..... | 119 |
| MG1965-L..... | 347 | MI2420-22..... | 54 | MI48-00-5789..... | 116 | MI6190-20..... | 65 | MKATCG19..... | 119 |
| MG1966-L..... | 347 | MI2426-22..... | 54 | MI48-00-6186..... | 116 | MI6232-20..... | 64 | MKATCG20..... | 119 |
| MG3211-L..... | 347 | MI2429-20..... | 55 | MI48-00-8026..... | 115 | MI6232-21..... | 64 | MKATCG22..... | 119 |
| MG3211-M..... | 347 | MI2429-21XC..... | 55 | MI48-00-8784..... | 116 | MI6238-20..... | 64 | MKATCG24..... | 119 |
| MG3211-S..... | 347 | MI2432-22..... | 54 | MI48-00-8788..... | 116 | MI6238-21..... | 64 | MKATCG26..... | 119 |
| MG3211-XL..... | 347 | MI2450-22..... | 54 | MI48-01-6035..... | 115 | MI6242-6..... | 64 | MKATCG28..... | 119 |
| MG3211-XS..... | 347 | MI2471-22..... | 57 | MI48-01-6036..... | 115 | MI6370-21..... | 65 | MKATCG32..... | 119 |
| MG3211-XXL..... | 347 | MI2472-20..... | 57 | MI48-01-6182..... | 116 | MI6390-21..... | 59 | MKATCG36..... | 119 |
| MG3460-L..... | 347 | MI2472-21XC..... | 57 | MI48-01-6184..... | 116 | MI6470-21..... | 59 | MKATCG38..... | 119 |
| MG3460-M..... | 347 | MI2473-20..... | 57 | MI48-01-6185..... | 116 | MI6509-31..... | 59 | MKATCG40..... | 119 |
| MG3460-S..... | 347 | MI2473-22..... | 57 | MI48-01-6188..... | 116 | MI6523-21..... | 58 | MKATCG44..... | 119 |
| MG3460-XL..... | 347 | MI2590-20..... | 58 | MI48-01-7021..... | 115 | MI6536-21..... | 58 | MKATCG48..... | 119 |
| MG3500-L..... | 347 | MI2601-22..... | 48 | MI48-01-7784..... | 116 | MI6790-20..... | 61 | MKATCG56..... | 119 |
| MG3500-M..... | 347 | MI2602-22..... | 48 | MI48-06-2860..... | 66 | MI6791-21..... | 61 | MKATCG58..... | 119 |
| MG3500-XL..... | 347 | MI2610-24..... | 48 | MI48-08-1080..... | 50 | MI6852-20..... | 65 | MKATCG64..... | 119 |
| MG3555-L..... | 347 | MI2611-24..... | 48 | MI48-11-1024..... | 58 | MI6890..... | 65 | MKATCG72..... | 119 |
| MG3555-M..... | 347 | MI2620-22..... | 49 | MI48-11-1815..... | 52 | MI8975-6..... | 65 | MKATCG80..... | 119 |
| MG3555-XL..... | 347 | MI2629-22..... | 49 | MI48-11-1828..... | 52 | MI8977-20..... | 65 | MKATCG88..... | 119 |
| MG4740..... | 347 | MI2630-22..... | 49 | MI48-11-2230..... | 52 | MI8980..... | 66 | MKATCG96..... | 119 |
| MG5030-L..... | 348 | MI2632-20..... | 50 | MI48-11-2401..... | 58 | MI9070-20..... | 61 | MKAV02E..... | 119 |



Part Number Index

www.edgecs.com

| | | | | | | | | | |
|--------------------|-----|----------------------|-----|-------------------|-----|-----------------------|-----|-------------------------|-----|
| MKAV04P..... | 119 | MKMK05..... | 120 | MLLWSA301..... | 478 | MSB48FR..... | 425 | MYMFLT-2/7.5FT..... | 322 |
| MKAV08E..... | 119 | MKMK06..... | 120 | MLM2A016..... | 478 | MSB5-72..... | 426 | MYMFLT-3/7.5FT..... | 322 |
| MKAV09..... | 118 | MKMK0600L..... | 121 | MLM3A016..... | 478 | MSBG48..... | 426 | MYMFLT-4/7.5FT..... | 322 |
| MKAV10..... | 118 | MKMK09..... | 120 | MLS2D016..... | 477 | MSC24R..... | 429 | MYMFLT-5/7.5FT..... | 322 |
| MKAV11..... | 118 | MKMK10..... | 120 | MLS3D016..... | 477 | MSC30R..... | 429 | MYMFLT-1/7.5FT..... | 322 |
| MKAV12..... | 118 | MKMK105..... | 120 | MLSP2201H..... | 478 | MSC36R..... | 429 | MYMP16P-Z7/16FT..... | 323 |
| MKAV13..... | 118 | MKMK11..... | 120 | MLST2D016..... | 477 | MSC48R..... | 429 | MYMP20G/20FT..... | 323 |
| MKAV14..... | 118 | MKMK12..... | 120 | MMMF5M24RX..... | 660 | MSMXS205..... | 428 | MYMP20P-Z7/20FT..... | 323 |
| MKAV15..... | 118 | MKMK125..... | 120 | MOT53862..... | 363 | MSMXS205FR..... | 428 | MYMP30G/30FT..... | 323 |
| MKAV16..... | 118 | MKMK13..... | 120 | MOTRDU4100..... | 362 | MSMXS205RD..... | 428 | MYMP50G-Z7/50FT..... | 323 |
| MKAV17..... | 118 | MKMK14..... | 120 | MOTRKN4155..... | 363 | MSMXS20D..... | 428 | MYMP65G-Z7/65FT..... | 323 |
| MKAV18..... | 118 | MKMK15..... | 120 | MOTRLN6305..... | 362 | MSMXS57D..... | 428 | MYMRS50GC..... | 323 |
| MKAV19..... | 118 | MKMK155..... | 120 | MOTRLN6309..... | 362 | MSMXS60D..... | 428 | MYP950/UGN..... | 319 |
| MKAV20..... | 118 | MKMK16..... | 120 | MOTRLN6351..... | 362 | MSMXS64D..... | 428 | MYP950-4/UGN..... | 319 |
| MKAV21..... | 118 | MKMK17..... | 120 | MOTXTI..... | 363 | MSMXS66D..... | 428 | MYP950-58/UGN..... | 319 |
| MKAV22..... | 118 | MKMK18..... | 120 | MQ1400HD..... | 430 | MSMXS66RE..... | 428 | MYP950-7/UGN..... | 319 |
| MKAV23..... | 118 | MKMK185..... | 120 | MQ1700HD..... | 430 | MSMXS81D..... | 428 | MYP950-77/UGN..... | 319 |
| MKAV24..... | 118 | MKMK19..... | 120 | MQ2100HD..... | 430 | MSMXS81FRD..... | 428 | MYP950-78/UGN..... | 319 |
| MKAV25..... | 118 | MKMK20..... | 120 | MQ314V-10..... | 430 | MST34..... | 427 | MYPFL-4..... | 322 |
| MKAV26..... | 118 | MKMK204..... | 120 | MQ314V-7..... | 430 | MT655993000..... | 91 | MYPFL-6..... | 322 |
| MKAV27..... | 118 | MKMK205..... | 120 | MQCV1..... | 430 | MT655996000..... | 91 | MYQP/100FT..... | 325 |
| MKAV28..... | 118 | MKMK21..... | 120 | MQCV2..... | 430 | MT655997000..... | 91 | MYQP/25FT..... | 325 |
| MKAV29..... | 118 | MKMK21200L..... | 121 | MQCV3..... | 430 | MT655998000..... | 91 | MYQP/50FT..... | 325 |
| MKAV30..... | 118 | MKMK22..... | 120 | MQFS10..... | 430 | MTW14-150ERGO..... | 91 | MYQP/75FT..... | 325 |
| MKAV32..... | 118 | MKMK224..... | 120 | MQFS14..... | 430 | MTW14-150QUICK..... | 91 | MYQP-1/100FT..... | 325 |
| MKAV33..... | 118 | MKMK225..... | 120 | MQFS7..... | 430 | MTW8-115..... | 91 | MYQP-1/25FT..... | 325 |
| MKAV34..... | 118 | MKMK23..... | 120 | MQJ36H55-QXH..... | 429 | MX2200N95..... | 346 | MYQP-1/50FT..... | 325 |
| MKAV36..... | 118 | MKMK24..... | 120 | MQMC3-PE..... | 429 | MX2300N95..... | 346 | MYQP-1/75FT..... | 325 |
| MKAV37..... | 118 | MKMK244..... | 120 | MQMTX70..... | 429 | MX2600N95..... | 345 | MYQP-EP..... | 325 |
| MKAV38..... | 118 | MKMK25..... | 120 | MQMVC82VHW..... | 429 | MX2700N95..... | 345 | MYQP-RHA..... | 325 |
| MKAV40..... | 118 | MKMK255..... | 120 | MQMVH206GH..... | 429 | MX2730N10..... | 345 | MYQP-SC..... | 325 |
| MKAV41..... | 118 | MKMK26..... | 120 | MQQP2TH..... | 405 | MX2800N95..... | 345 | MYRA20-1..... | 325 |
| MKAV42..... | 118 | MKMK27..... | 120 | MS10..... | 426 | MX6604..... | 345 | MYRA40..... | 324 |
| MKAV44..... | 118 | MKMK28..... | 120 | MS11..... | 428 | MY17D-1..... | 324 | MYRDT-QC/SM..... | 316 |
| MKAV46..... | 118 | MKMK285..... | 120 | MS120D..... | 425 | MY195R-2-25..... | 324 | MYRDT-QC/U..... | 316 |
| MKAV48..... | 118 | MKMK29..... | 120 | MS124B..... | 425 | MY195R-2-50..... | 324 | MYRDT-QC/XXL..... | 316 |
| MKAV50..... | 118 | MKMK30..... | 120 | MS13080..... | 428 | MY210WLS..... | 321 | MYRDT-QC-BDP/U..... | 316 |
| MKAV52..... | 118 | MKMK315..... | 120 | MS13081..... | 428 | MY216M..... | 320 | MYRDT-QC-BDP/XXL..... | 316 |
| MKAV54..... | 118 | MKMK32..... | 120 | MS13082..... | 428 | MY216TWLS..... | 320 | MYRDTSL-QC/UBK..... | 317 |
| MKAV56..... | 118 | MKMK33..... | 120 | MS13083..... | 428 | MY219M/6FTGN..... | 320 | MYRDTSL-QC-B/UBK..... | 317 |
| MKAV58..... | 118 | MKMK34..... | 120 | MS13084..... | 428 | MY219WRS..... | 320 | MYRDTSL-QC-BDP/UBK..... | 317 |
| MKAV60..... | 118 | MKMK345..... | 120 | MS142..... | 425 | MY231M/6FTGN..... | 320 | MYRDTSL-QC-DP/UBK..... | 317 |
| MKAV62..... | 118 | MKMK36..... | 120 | MS145D..... | 425 | MY231WRS..... | 320 | MYRDTSL-TB/UBK..... | 317 |
| MKAV64..... | 118 | MKMK37..... | 120 | MS145SH..... | 425 | MY232M..... | 320 | MYRDTSL-TB-B/UBK..... | 317 |
| MKAV66..... | 118 | MKMK38..... | 120 | MS146D..... | 425 | MY232TWLS..... | 320 | MYRDTSL-TB-BDP/UBK..... | 317 |
| MKAV68..... | 118 | MKMK385..... | 120 | MS150..... | 424 | MY300L-10..... | 324 | MYRDTSL-TB-DP/UBK..... | 317 |
| MKAV70..... | 118 | MKMK40..... | 120 | MS151..... | 424 | MY300L-2..... | 324 | MYRDT-TB/U..... | 316 |
| MKAV72..... | 118 | MKMK41..... | 120 | MS152..... | 424 | MY300L-5..... | 324 | MYRIA-BL..... | 317 |
| MKAV76..... | 118 | MKMK42..... | 120 | MS162B..... | 424 | MY300L-7..... | 324 | MYRIA-C1..... | 317 |
| MKAV80..... | 118 | MKMK425..... | 120 | MS163B..... | 424 | MY470..... | 324 | MYRIA-C2..... | 317 |
| MKAV88..... | 118 | MKMK435..... | 120 | MS166B..... | 424 | MY496..... | 325 | MYRIA-K2..... | 318 |
| MKAV92..... | 118 | MKMK44..... | 120 | MS167B..... | 424 | MY650CN-BDP/UGN..... | 318 | MYRIA-R2..... | 318 |
| MKAV96..... | 118 | MKMK46..... | 120 | MS174B..... | 428 | MY650CN-BP/UGN..... | 318 | MYRIA-R4..... | 318 |
| MKCSM1080AC..... | 92 | MKMK475..... | 120 | MS175B..... | 428 | MY650T-58..... | 318 | MYRIA-RD..... | 317 |
| MKCSM1260NSC..... | 92 | MKMK48..... | 120 | MS17-6ASU..... | 426 | MY6756RS..... | 324 | MYRIA-T1..... | 318 |
| MKCSM1280AC..... | 92 | MKMK50..... | 120 | MS180D..... | 426 | MY751L/XL..... | 318 | MYRIA-T10..... | 318 |
| MKCSM1280TSC..... | 92 | MKMK5156PD..... | 121 | MS1D..... | 426 | MY8174MLS..... | 323 | MYRIA-T11..... | 318 |
| MKCSM1466NSC..... | 92 | MKMK52..... | 120 | MS207..... | 429 | MY8174X..... | 323 | MYRIA-T2..... | 318 |
| MKCSM1480AC..... | 92 | MKMK54..... | 120 | MS28L..... | 426 | MY8183..... | 324 | MYRIA-T3..... | 318 |
| MKCSM1490SSC..... | 92 | MKMK56..... | 120 | MS33 11FG..... | 428 | MY8187V..... | 324 | MYRIA-T4..... | 318 |
| MKCSM1490TSC..... | 92 | MKMK58..... | 120 | MS36D..... | 425 | MY8798B-SN..... | 320 | MYRIA-T5..... | 318 |
| MKCSM14B..... | 91 | MKMK60..... | 120 | MS38..... | 425 | MY8798RSS..... | 320 | MYRIA-T6..... | 318 |
| MKCSM53832NSC..... | 92 | MKMK62..... | 120 | MS40..... | 425 | MY8798SS..... | 320 | MYRIA-T7..... | 318 |
| MKCSM53850AC..... | 92 | MKMK63..... | 120 | MS402..... | 426 | MY9077..... | 325 | MYRIA-T8..... | 318 |
| MKCSM53850TSC..... | 92 | MKMK64..... | 120 | MS4510D..... | 427 | MY907NLS/6FTYL..... | 320 | MYRIA-T9..... | 318 |
| MKCSM65040NSC..... | 92 | MKMK66..... | 120 | MS4512D..... | 427 | MY9099X..... | 325 | MYRIA-YL..... | 317 |
| MKCSM65048TSC..... | 92 | MKMK68..... | 120 | MS4615..... | 424 | MY910WLS..... | 320 | MYRKNAR-QC/UBK..... | 316 |
| MKCSM72540SC..... | 92 | MKMK70..... | 120 | MS46G..... | 425 | MY913B-SN..... | 320 | MYRKNAR-TB/UBK..... | 316 |
| MKCSM72548NSC..... | 92 | MKMK72..... | 120 | MS521..... | 424 | MYAC-QC/UGN..... | 319 | MYRKNSL-QC/UBK..... | 317 |
| MKCSM72560AC..... | 92 | MKMK76..... | 120 | MS52D..... | 428 | MYAC-QC-BDP/UGN..... | 319 | MYRKNSL-QC-B/UBK..... | 317 |
| MKCSM72568TSC..... | 92 | MKMK7700G..... | 121 | MS54..... | 428 | MYAC-QC-D/UGN..... | 319 | MYRKNSL-QC-BDP/UBK..... | 317 |
| MKCSM7MB..... | 92 | MKMK80..... | 120 | MS6523..... | 424 | MYAC-TB/UGN..... | 319 | MYRKNSL-QC-DP/UBK..... | 317 |
| MKCSM9MB..... | 92 | MKMK84..... | 120 | MS800..... | 426 | MYAC-TB-BDP/UGN..... | 319 | MYRKNSL-TB/UBK..... | 317 |
| MKESD01..... | 130 | MKMK8600P..... | 121 | MS820..... | 427 | MYAC-TB-D/UGN..... | 319 | MYRKNSL-TB-B/UBK..... | 317 |
| MKESD02..... | 130 | MKMK88..... | 120 | MS820B..... | 427 | MYFL11-3..... | 322 | MYRKNSL-TB-BDP/UBK..... | 317 |
| MKESD03..... | 130 | MKMK92..... | 120 | MS822..... | 427 | MYFL11-6..... | 322 | MYRKNSL-TB-DP/UBK..... | 317 |
| MKESD04..... | 130 | MKMK96..... | 120 | MS825..... | 427 | MYMFL-11/6FT..... | 321 | MYRL20G-Z7/20FT..... | 323 |
| MKESD05..... | 130 | MKMPD4CT01..... | 121 | MS826..... | 427 | MYMFL-12/6FT..... | 321 | MYRL20G-Z7LE/20FT..... | 323 |
| MKESD06..... | 130 | MKMPD4N01..... | 121 | MS828..... | 427 | MYMFLB..... | 321 | MYRL20P..... | 323 |
| MKESD07..... | 130 | MKZWEP321014..... | 122 | MS829..... | 424 | MYMFLB-11/6FT..... | 321 | MYRL50G-Z7/50FT..... | 323 |
| MKESD08..... | 130 | MKZWEP321418..... | 122 | MS836..... | 426 | MYMFLB-12/6FT..... | 321 | MYRL50G-Z7LE/50FT..... | 323 |
| MKESD09..... | 130 | MKZWEP322024..... | 122 | MS841..... | 424 | MYMFLB-3/6FT..... | 321 | MYRL65G..... | 323 |
| MKM24K..... | 119 | MKZWEP351418MC..... | 122 | MS847..... | 424 | MYMFLB-3-Z7/6FT..... | 321 | MYRL65G-Z7LE/65FT..... | 323 |
| MKM34..... | 119 | MKZWEP5318WS..... | 122 | MS893..... | 427 | MYMFLB-4/6FT..... | 321 | MYRLS30G/30..... | 323 |
| MKM35PS..... | 119 | MKZWEPXTL441014..... | 122 | MS97..... | 429 | MYMFLB-4-Z7/6FT..... | 321 | MYRLS30G-Z7LE/30FT..... | 323 |
| MKM44..... | 119 | MKZWEPXTL441418..... | 122 | MSAP738..... | 427 | MYMFLB-6/6FT..... | 321 | MYRPC-TB/UGN..... | 316 |
| MKM45..... | 119 | MKZWEPXTL442024..... | 122 | MSAP753H..... | 427 | MYMFLB-PARTS/..... | 321 | MYRPC-TB-BD/UGN..... | 316 |
| MKM45P..... | 119 | MLK3A016..... | 478 | MSAP867H-5..... | 427 | MYMFLC..... | 321 | MYSECRKT/XFT..... | 326 |
| MKME12..... | 121 | MLLM2A001..... | 478 | MSB42..... | 425 | MYMFLC-12-Z7/6FT..... | 321 | MYSEHW/XFT..... | 326 |
| MKMK03..... | 120 | MLLM3A001..... | 478 | MSB45..... | 425 | MYMFLC-12-Z7/9FT..... | 321 | MYSEHWLB/XFT..... | 326 |
| MKMK04..... | 120 | MLLWSA201..... | 478 | MSB48..... | 425 | MYMFLT-1/7.5FT..... | 322 | MYSEWPKT/XFT..... | 326 |

Spokane, WA 509-535-9841

Billings, MT 406-248-7196

Yakima, WA 509-248-1144

Gillette, WY 307-682-8522



| | | | | | | | | | |
|---------------------|-----|-----------------|-----|----------------------|-----|------------------------|-----|--------------|-----|
| MYT4007..... | 318 | NU69-799..... | 294 | PA650387..... | 588 | PCOGF60245Q..... | 389 | PF24813..... | 610 |
| MYTRK2000/50FT..... | 319 | NU72-145..... | 293 | PA650388..... | 588 | PCOGF60504Q..... | 389 | PF24863..... | 610 |
| MYVG/110FT..... | 326 | NU72-245..... | 293 | PA650476..... | 588 | PCOGF61004Q..... | 389 | PF25142..... | 610 |
| MYVG/30FT..... | 326 | NU79-314..... | 294 | PA650522..... | 590 | PCOGFRM0604SR..... | 389 | PF25143..... | 610 |
| MYVG/50FT..... | 326 | NW5RC..... | 656 | PA650523..... | 590 | PCOPFE40504 Color..... | 388 | PF25153..... | 610 |
| MYVG/70FT..... | 326 | OCHBF2000..... | 404 | PA650525..... | 590 | PCOPFE41004 Color..... | 388 | PF25163..... | 610 |
| NE101..... | 635 | OCHBF2200..... | 404 | PA650526..... | 589 | PCOPHS0406..... | 389 | PF25213..... | 610 |
| NE111..... | 635 | OCOA2000V..... | 404 | PA650535..... | 590 | PCOPHS0609..... | 389 | PF25222..... | 610 |
| NE125..... | 635 | OCOA2200C..... | 404 | PA650563..... | 589 | PCOT004..... | 391 | PF25253..... | 610 |
| NE188..... | 635 | OCOA2200UL..... | 404 | PA650836..... | 588 | PCOT006..... | 391 | PF40092..... | 610 |
| NE250..... | 635 | OCOA2418..... | 404 | PA650839..... | 588 | PDIAAC1..... | 391 | PF40116..... | 610 |
| NE255..... | 635 | OCOA2424..... | 404 | PA900078..... | 591 | PDIAAM0..... | 391 | PF40131..... | 612 |
| NE535-XSP..... | 636 | OCOAP2424..... | 404 | PA901000..... | 587 | PDIAAM1..... | 391 | PF40132..... | 612 |
| NE620-AL..... | 635 | OCOBFI0..... | 404 | PA902400..... | 587 | PDIAAM11..... | 391 | PF40133..... | 612 |
| NE624..... | 635 | OCOBFI9..... | 404 | PA902600..... | 586 | PDIAAM12..... | 391 | PF40152..... | 612 |
| NE632..... | 635 | OI1183480..... | 635 | PA904500..... | 587 | PDIAAM13..... | 391 | PF43410..... | 613 |
| NEOV-17..... | 636 | OI1496542..... | 634 | PACHLE1000..... | 453 | PDIAAM2..... | 391 | PF43412..... | 613 |
| NEOV-18..... | 636 | OI1498717..... | 634 | PACHVL100..... | 453 | PDIAAM3..... | 391 | PF43446..... | 613 |
| NEOV-21..... | 636 | OI1498719..... | 634 | PACHVR505G..... | 453 | PDIAAM5..... | 391 | PF43447..... | 613 |
| NEOV-25..... | 636 | OI841989..... | 634 | PACHVR505R..... | 453 | PDIAAM6..... | 391 | PF43449..... | 613 |
| NEPC-58..... | 636 | OIQB-300..... | 634 | PACPLS1..... | 455 | PDIAAM7..... | 391 | PF43450..... | 613 |
| NEPC-620..... | 636 | OZ1.8OZ..... | 431 | PACPLS-10061..... | 454 | PDIAAM8..... | 391 | PF43453..... | 613 |
| NER-10..... | 636 | OZ2.4OZ..... | 431 | PACPLS10090..... | 453 | PDIAAMB..... | 391 | PF43458..... | 613 |
| NER-11..... | 636 | OZFS10OZ..... | 431 | PACPLS180SYSTEM..... | 452 | PDIAAMC..... | 391 | PF44600..... | 612 |
| NESPT-4S..... | 636 | OZFS14OZ..... | 431 | PACPLS180TOOL..... | 452 | PDIAWR4..... | 391 | PF44606..... | 612 |
| NESPT-6S..... | 636 | OZFS21OZ..... | 431 | PACPLS2..... | 452 | PEUC-7308..... | 136 | PF44609..... | 612 |
| NESPT-8S..... | 636 | OZH175OZ..... | 431 | PACPLS-20309..... | 454 | PEUC-7330..... | 136 | PF45185..... | 613 |
| NK302001492..... | 98 | P2860-33VY..... | 492 | PACPLS-20513..... | 454 | PEUC-7408..... | 136 | PF45208..... | 613 |
| NK900131..... | 98 | PA092055..... | 591 | PACPLS3..... | 452 | PEUC-7422..... | 136 | PF45209..... | 613 |
| NMC151RB..... | 363 | PA092056..... | 591 | PACPLS360SYSTEM..... | 452 | PEUC-7661..... | 136 | PF45233..... | 613 |
| NMD125RB..... | 363 | PA092057..... | 591 | PACPLS360ETOOL..... | 452 | PEUC-9196..... | 136 | PF45238..... | 613 |
| NMD132RB..... | 363 | PA092058..... | 591 | PACPLS5SYSTEM..... | 453 | PF11007P..... | 275 | PF45239..... | 613 |
| NMD247RB..... | 363 | PA092062..... | 591 | PACPLSSTOOL..... | 453 | PF11009..... | 274 | PF45240..... | 613 |
| NMD299RB..... | 363 | PA072250..... | 591 | PACPLS-HVD..... | 454 | PF11010P..... | 275 | PF45241..... | 613 |
| NMD404RB..... | 363 | PA072258..... | 591 | PACPLSSLD..... | 453 | PF11012..... | 274 | PF45242..... | 613 |
| NMD46RB..... | 363 | PA072695..... | 591 | PATTEX 117..... | 380 | PF11013..... | 274 | PF45466..... | 613 |
| NMD79RB..... | 363 | PA072851..... | 592 | PB10-CD..... | 79 | PF11015..... | 274 | PF45467..... | 613 |
| NMD9RB..... | 363 | PA072855..... | 592 | PBF KIT..... | 136 | PF11016..... | 274 | PF45473..... | 613 |
| NMN119RB..... | 363 | PA075238..... | 591 | PBTE709165..... | 473 | PF11023P..... | 275 | PF45474..... | 613 |
| NMSF47RB..... | 363 | PA075240..... | 591 | PBTE709187..... | 473 | PF11026..... | 275 | PF45481..... | 613 |
| NO550046..... | 405 | PA075242..... | 591 | PBTE712500..... | 472 | PF11028..... | 275 | PF45483..... | 613 |
| NO550047P..... | 405 | PA400026..... | 590 | PBTE712505..... | 472 | PF11029..... | 275 | PF61000..... | 613 |
| NO550048..... | 405 | PA401301..... | 590 | PBTE712600..... | 472 | PF11032..... | 275 | PF61001..... | 613 |
| NO860139..... | 405 | PA403471..... | 592 | PBTE712605..... | 472 | PF11054..... | 275 | PF61002..... | 613 |
| NO860243..... | 405 | PA404068..... | 592 | PBTE712810..... | 473 | PF11059..... | 275 | PF61003..... | 613 |
| NO860249..... | 405 | PA404069..... | 592 | PCO120..... | 389 | PF11067P..... | 275 | PF61004..... | 613 |
| NOPS2009..... | 405 | PA404070..... | 592 | PCO1202..... | 389 | PF11073..... | 275 | PF61005..... | 613 |
| NOSC2005..... | 405 | PA404071..... | 592 | PCO1203..... | 389 | PF11076..... | 275 | PF61006..... | 613 |
| NU10-035..... | 291 | PA405253..... | 588 | PCO122..... | 389 | PF11087..... | 275 | PF61007..... | 613 |
| NU12-495..... | 294 | PA500855..... | 587 | PCO150..... | 389 | PF11100P..... | 275 | PF61008..... | 613 |
| NU13-120..... | 292 | PA500910..... | 588 | PCO1501..... | 389 | PF11104..... | 275 | PF61011..... | 613 |
| NU21-008..... | 292 | PA500959..... | 588 | PCO1502..... | 389 | PF11105..... | 275 | PF61104..... | 614 |
| NU21-012..... | 292 | PA501230..... | 591 | PCO150U..... | 390 | PF11130..... | 275 | PF61105..... | 614 |
| NU21-017..... | 292 | PA501245..... | 588 | PCO150USE..... | 390 | PF11131..... | 275 | PF61106..... | 614 |
| NU21-020..... | 292 | PA501260..... | 588 | PCO152..... | 389 | PF11132..... | 275 | PF61108..... | 614 |
| NU21-024..... | 292 | PA501260..... | 591 | PCO152U..... | 390 | PF11133..... | 275 | PF61110..... | 614 |
| NU21-025..... | 292 | PA501265..... | 591 | PCO152USE..... | 390 | PF11135P..... | 274 | PF61301..... | 614 |
| NU21-033..... | 292 | PA501270..... | 591 | PCO160..... | 390 | PF19001P..... | 275 | PF61304..... | 614 |
| NU27-101..... | 292 | PA501680..... | 587 | PCO1601..... | 390 | PF19003..... | 275 | PF61306..... | 614 |
| NU27-808..... | 292 | PA502000..... | 587 | PCO1602..... | 390 | PF19004P..... | 275 | PF61500..... | 614 |
| NU27-810..... | 292 | PA650014..... | 589 | PCO1603..... | 390 | PF19010..... | 275 | PF61501..... | 614 |
| NU27-812..... | 292 | PA650025..... | 589 | PCO1605..... | 390 | PF24033..... | 609 | PF61502..... | 614 |
| NU27-816..... | 292 | PA650026..... | 589 | PCO161..... | 390 | PF24063..... | 609 | PF61504..... | 614 |
| NU29-020..... | 292 | PA650027..... | 589 | PCO162..... | 390 | PF24065..... | 609 | PF61506..... | 614 |
| NU29-030..... | 292 | PA650028..... | 589 | PCO165..... | 390 | PF24102..... | 609 | PF61507..... | 614 |
| NU30-025..... | 292 | PA650039..... | 590 | PCO170..... | 390 | PF24103..... | 609 | PF61508..... | 614 |
| NU30-040..... | 292 | PA650210..... | 588 | PCO172..... | 390 | PF24113..... | 609 | PF61602..... | 614 |
| NU39-012..... | 294 | PA650212..... | 589 | PCO3002..... | 391 | PF24283..... | 609 | PF61604..... | 614 |
| NU55-551..... | 294 | PA650213..... | 589 | PCO3003..... | 391 | PF24292..... | 609 | PF61605..... | 614 |
| NU59-801..... | 294 | PA650214..... | 589 | PCO40014..... | 391 | PF24293..... | 609 | PF61607..... | 614 |
| NU59-987..... | 294 | PA650215..... | 589 | PCO580..... | 389 | PF24343..... | 609 | PF61608..... | 614 |
| NU68-446..... | 294 | PA650230..... | 589 | PCO5801..... | 389 | PF24393..... | 609 | PF61703..... | 614 |
| NU68-448..... | 294 | PA650231..... | 589 | PCO5802..... | 389 | PF24423..... | 609 | PF61704..... | 614 |
| NU68-555..... | 294 | PA650232..... | 589 | PCO581..... | 389 | PF24462..... | 609 | PF61766..... | 616 |
| NU69-001..... | 295 | PA650237..... | 588 | PCO5901..... | 390 | PF24463..... | 609 | PF61767..... | 616 |
| NU69-010..... | 293 | PA650238..... | 588 | PCO5902..... | 390 | PF24473..... | 609 | PF61771..... | 616 |
| NU69-027..... | 293 | PA650272..... | 588 | PCO5903..... | 390 | PF24483..... | 609 | PF61772..... | 616 |
| NU69-048..... | 293 | PA650273..... | 588 | PCO5904..... | 390 | PF24513..... | 609 | PF61801..... | 615 |
| NU69-109..... | 293 | PA650282..... | 589 | PCO601..... | 390 | PF24543..... | 609 | PF61802..... | 615 |
| NU69-127..... | 293 | PA650283..... | 589 | PCO606-S..... | 390 | PF24563..... | 609 | PF61803..... | 615 |
| NU69-148..... | 293 | PA650284..... | 589 | PCOATL004..... | 391 | PF24593..... | 609 | PF61805..... | 615 |
| NU69-150..... | 293 | PA650285..... | 589 | PCOATL004W..... | 391 | PF24633..... | 609 | PF61806..... | 615 |
| NU69-215..... | 294 | PA650287..... | 589 | PCOATL016..... | 391 | PF24643..... | 609 | PF61807..... | 615 |
| NU69-223..... | 293 | PA650341..... | 591 | PCOATL016W..... | 391 | PF24693..... | 610 | PF62009..... | 616 |
| NU69-276..... | 293 | PA650342..... | 591 | PCOATL128..... | 391 | PF24703..... | 610 | PF62010..... | 616 |
| NU69-277..... | 293 | PA650381..... | 588 | PCOATL128W..... | 391 | PF24722..... | 610 | PF62011..... | 616 |
| NU69-351..... | 294 | PA650382..... | 588 | PCOCEG-06-DPB..... | 390 | PF24733..... | 610 | PF62012..... | 616 |
| NU69-401..... | 294 | PA650383..... | 588 | PCOCEG-12-DPB..... | 390 | PF24753..... | 610 | PF62014..... | 616 |
| NU69-403..... | 294 | PA650384..... | 588 | PCOCEG-1H-CS..... | 390 | PF24783..... | 610 | PF62015..... | 616 |
| NU69-548..... | 294 | PA650385..... | 588 | PCOCH09..... | 391 | PF24793..... | 610 | PF62028..... | 616 |
| NU69-616..... | 294 | PA650386..... | 588 | PCOCH10..... | 391 | PF24803..... | 610 | PF62029..... | 616 |



Part Number Index

www.edgecs.com

| | | | | | | | | | |
|--------------|-----|------------------------|-----|----------------------|-----|---------------------|-----|--------------------|-----|
| PF62030..... | 616 | PF63405..... | 615 | PIP56-424-L..... | 352 | PRFS 400..... | 413 | PRMHW834..... | 584 |
| PF62031..... | 616 | PF63409..... | 615 | PIP56-424-M..... | 352 | PRFS 4800 D 30..... | 414 | PRMLS10112..... | 583 |
| PF62033..... | 616 | PF63414..... | 615 | PIP56-424-XL..... | 352 | PRFS 627 20..... | 414 | PRMLS101125..... | 583 |
| PF62034..... | 616 | PF63842..... | 620 | PIPC-2S13KES-20..... | 600 | PRFS 6600 D 36..... | 414 | PRMMT114..... | 583 |
| PF62052..... | 616 | PF63843..... | 620 | PIPC-2S22KES-40..... | 600 | PRK 3000..... | 412 | PRMMT1145..... | 583 |
| PF62124..... | 618 | PF63845..... | 620 | PIPT-1500Z-ER1..... | 599 | PRK 760..... | 412 | PRMMT812..... | 583 |
| PF62125..... | 618 | PF64012..... | 620 | PIPT-400Z-ER1..... | 599 | PRK1260-14..... | 411 | PRMMT8125..... | 583 |
| PF62126..... | 618 | PF64014..... | 620 | PISDK61075..... | 600 | PRK3000 VAC..... | 412 | PRMMTD1034..... | 584 |
| PF62140..... | 617 | PF64018..... | 620 | PISDK63075..... | 600 | PRK3000WET14..... | 413 | PRMMTD8114..... | 584 |
| PF62142..... | 617 | PF64121..... | 621 | PIT1/2X300..... | 392 | PRK760-12..... | 411 | PRMMTD81145..... | 584 |
| PF62144..... | 617 | PF64122..... | 621 | PIT1X300..... | 392 | PRK760-14..... | 411 | PRMMTD812..... | 584 |
| PF62146..... | 617 | PF64123..... | 621 | PIT3/4X300..... | 392 | PRK970-14..... | 411 | PRMMTD8125..... | 584 |
| PF62150..... | 617 | PF64124..... | 621 | PIT3/4X50..... | 392 | PRK970-16..... | 411 | PRMP158STGD..... | 585 |
| PF62152..... | 617 | PF64232..... | 621 | PIT3/8X100..... | 392 | PRM10HGC..... | 585 | PRMP3STGD..... | 585 |
| PF62154..... | 617 | PF64304..... | 621 | PIT3/8X25..... | 392 | PRM112HGJST..... | 586 | PRMPPH10585..... | 584 |
| PF62156..... | 617 | PF64501..... | 621 | PIT3/8X50..... | 392 | PRM114HGJST..... | 586 | PRMSD114..... | 584 |
| PF62160..... | 617 | PF64502..... | 621 | PJA14273..... | 135 | PRM12C..... | 585 | PRMSD1145..... | 584 |
| PF62168..... | 617 | PF64505..... | 621 | PJA30052..... | 135 | PRM12CTDSKR..... | 586 | PRMSD158..... | 584 |
| PF62172..... | 617 | PF66004..... | 621 | PJA30248..... | 135 | PRM12HGC..... | 585 | PRMSD1585..... | 584 |
| PF62174..... | 617 | PF66005..... | 622 | PJA30354..... | 134 | PRM134EGRFG..... | 585 | PRMSD178..... | 584 |
| PF62176..... | 617 | PF66006..... | 622 | PJA30598..... | 134 | PRM16C..... | 585 | PRMSD1785..... | 584 |
| PF62178..... | 617 | PF66009..... | 622 | PJA31037..... | 134 | PRM16CTDSKR..... | 586 | PRMSD238..... | 584 |
| PF62202..... | 617 | PF66019..... | 622 | PJA31038..... | 134 | PRM16DUP..... | 586 | PRMSDZ258..... | 584 |
| PF62207..... | 617 | PF67339..... | 618 | PJA3649..... | 135 | PRM16HGC..... | 585 | PRMSF1273611..... | 434 |
| PF62208..... | 617 | PF67343..... | 618 | PJA3651..... | 135 | PRM18POLY..... | 655 | PRMST34020..... | 655 |
| PF62209..... | 617 | PF67359..... | 618 | PJA3655..... | 135 | PRM34SEAL..... | 655 | PRMSWG9100..... | 431 |
| PF62210..... | 617 | PF67363..... | 618 | PJA3659..... | 135 | PRM6C..... | 585 | PRMTH1585..... | 583 |
| PF62222..... | 617 | PF69003..... | 622 | PJA3666..... | 135 | PRM6DUP..... | 586 | PRMTH2145..... | 583 |
| PF62228..... | 617 | PF69004..... | 622 | PJA3685..... | 135 | PRM6HGBX..... | 586 | PRMTHDZ2145..... | 584 |
| PF62229..... | 617 | PF69012..... | 616 | PJA3686..... | 135 | PRM7165..... | 583 | PRPG280SF115..... | 414 |
| PF62250..... | 617 | PF69017..... | 616 | PJA6255..... | 134 | PRM8C..... | 585 | PRPG280SF220..... | 414 |
| PF62252..... | 617 | PF69026..... | 620 | PK01RW..... | 654 | PRM8CTDSKR..... | 586 | PTC9748..... | 105 |
| PF62254..... | 617 | PF69027..... | 620 | PK06BJ..... | 655 | PRM8DUP..... | 586 | PU1200..... | 657 |
| PF62266..... | 617 | PF69203..... | 620 | PK572TFR..... | 655 | PRM8HGC..... | 585 | PU1500..... | 657 |
| PF62268..... | 617 | PF69259..... | 620 | PKE40-20..... | 89 | PRMCS114..... | 583 | PU1600..... | 657 |
| PF62270..... | 617 | PF69303..... | 620 | PKE40-21..... | 90 | PRMCS1145..... | 583 | PU1820C..... | 474 |
| PF62272..... | 617 | PF69305..... | 620 | PKE41-20..... | 90 | PRMCS118..... | 583 | PU1900C..... | 474 |
| PF62274..... | 617 | PF69309..... | 620 | PKE41-21..... | 90 | PRMCS158..... | 583 | PU1904..... | 474 |
| PF62276..... | 617 | PF69317..... | 620 | PKE41-22..... | 90 | PRMCS1585..... | 583 | PU1930C..... | 475 |
| PF62278..... | 617 | PF69337..... | 615 | PKE42-20..... | 89 | PRMCS212..... | 583 | PU2000C..... | 474 |
| PF62288..... | 617 | PF69344..... | 615 | PKE60-20..... | 90 | PRMCS2125..... | 583 | PU2204..... | 475 |
| PF62290..... | 617 | PF69403..... | 620 | PKE60-21..... | 90 | PRMCS300..... | 583 | PU2250..... | 475 |
| PF62361..... | 617 | PF69405..... | 620 | PKE60-22L..... | 90 | PRMCS3005..... | 583 | PU2304..... | 474 |
| PF62362..... | 617 | PF69409..... | 620 | PKE60-22R..... | 90 | PRMCS6200..... | 583 | PU2340B..... | 474 |
| PF62363..... | 617 | PF69420..... | 620 | PKE92-21..... | 90 | PRMCS62005..... | 583 | PU2400B..... | 475 |
| PF62383..... | 617 | PF69470..... | 612 | PKE92-22..... | 90 | PRMEL3..... | 585 | PU2404..... | 475 |
| PF62402..... | 612 | PF69474..... | 612 | PKE95-20..... | 90 | PRMELD22..... | 585 | PU2430C..... | 474 |
| PF62403..... | 612 | PF69603..... | 620 | PKEKIT#101..... | 90 | PRMFS114..... | 583 | PU2600CS..... | 475 |
| PF62406..... | 612 | PF69606..... | 620 | PKEKIT#102..... | 90 | PRMFS1145..... | 583 | PU700..... | 475 |
| PF62451..... | 612 | PF69832..... | 620 | PKEKIT#106..... | 90 | PRMFS118..... | 583 | QC15170..... | 334 |
| PF62452..... | 612 | PF69834..... | 620 | PKEKIT#109..... | 90 | PRMFS158..... | 583 | QC15171..... | 334 |
| PF62453..... | 612 | PF69842..... | 619 | PO212C..... | 444 | PRMFS1585..... | 583 | QC15173..... | 334 |
| PF62454..... | 612 | PF69846..... | 619 | PO406C..... | 444 | PRMFS200..... | 583 | QC15175..... | 334 |
| PF62455..... | 612 | PF69862..... | 619 | PO408C..... | 444 | PRMFT1034..... | 584 | QC15500..... | 334 |
| PF62456..... | 612 | PF69865..... | 619 | PO410B..... | 444 | PRMGRL34RD2..... | 655 | QC61128..... | 334 |
| PF62457..... | 612 | PF69945..... | 620 | PO410C..... | 444 | PRMGRTNSNR34..... | 655 | QC61129..... | 334 |
| PF62701..... | 612 | PF69960..... | 620 | PO420B..... | 444 | PRMGs158..... | 585 | QDBIT3S-RC10..... | 607 |
| PF62702..... | 612 | PF69960..... | 620 | PO420C..... | 444 | PRMGs1585..... | 585 | QDBIT3S-RC10..... | 607 |
| PF62703..... | 612 | PF69960..... | 620 | PO420FR..... | 444 | PRMGs200..... | 585 | QDBIT3SU-RC10..... | 607 |
| PF62704..... | 612 | PF69960..... | 620 | PO610C..... | 444 | PRMGs2005..... | 585 | QDBIT3SU-RC10..... | 607 |
| PF62705..... | 612 | PF69960..... | 620 | PO620B..... | 444 | PRMGs212..... | 585 | QDPROCCS+M25K..... | 606 |
| PF62706..... | 612 | PF69960..... | 620 | PO620C..... | 444 | PRMGs2125..... | 585 | QDS3DSC3BS..... | 606 |
| PF62708..... | 612 | PF69960..... | 620 | PO620FR..... | 444 | PRMGs300..... | 585 | QDWSNTL134S..... | 607 |
| PF62945..... | 618 | PF69960..... | 620 | PO620W..... | 444 | PRMGs3005..... | 585 | QDWSNTL212S..... | 607 |
| PF62947..... | 618 | PF69960..... | 620 | POHHM42050B..... | 660 | PRMGs400..... | 585 | QDWSNTL2LS..... | 607 |
| PF62955..... | 618 | PF69960..... | 620 | POHWY-4-55..... | 660 | PRMGs4005..... | 585 | QDWSNTLG212S..... | 606 |
| PF63101..... | 619 | PF69960..... | 620 | POPA2042HB..... | 660 | PRMHDW10100..... | 585 | QDWSNTLG3s..... | 606 |
| PF63102..... | 619 | PIA100..... | 600 | PP5400..... | 235 | PRMHW48100..... | 583 | RA10HSSS10..... | 598 |
| PF63103..... | 619 | PIA17..... | 600 | PP5419..... | 235 | PRMHW48112..... | 583 | RA12HSSS10..... | 598 |
| PF63104..... | 619 | PIK64062..... | 600 | PP5500..... | 235 | PRMHW4812..... | 583 | RA14STUD..... | 597 |
| PF63106..... | 619 | PIK66062..... | 600 | PPA219228..... | 590 | PRMHW48125..... | 583 | RA14TRHMP034..... | 598 |
| PF63111..... | 619 | PIP18-570-L..... | 352 | PPA219236..... | 590 | PRMHW48200..... | 583 | RA14TRHSS10..... | 599 |
| PF63112..... | 619 | PIP18-570-M..... | 352 | PPA219247..... | 592 | PRMHW4834..... | 583 | RA1503K..... | 596 |
| PF63114..... | 619 | PIP18-570-XL..... | 352 | PPA219348..... | 590 | PRMHW510100..... | 583 | RA1506..... | 596 |
| PF63115..... | 619 | PIP19-D470-L..... | 353 | PPA219348..... | 642 | PRMHW510112..... | 583 | RA1508..... | 596 |
| PF63119..... | 619 | PIP19-D470-M..... | 353 | PPA401482..... | 590 | PRMHW5101125..... | 583 | RA1508SD..... | 596 |
| PF63162..... | 619 | PIP19-D470-XL..... | 353 | PPA402500..... | 592 | PRMHW510200..... | 583 | RA1510..... | 596 |
| PF63163..... | 619 | PIP333-1770-LY-2X..... | 356 | PPA404717..... | 590 | PRMHW5102005..... | 583 | RA1510SD..... | 596 |
| PF63164..... | 619 | PIP333-1770-LY-3X..... | 356 | PPA900200..... | 592 | PRMHW10100..... | 584 | RA1512..... | 596 |
| PF63172..... | 619 | PIP333-1770-LY-L..... | 356 | PPS144..... | 231 | PRMHW101005..... | 584 | RA1512SD..... | 596 |
| PF63174..... | 619 | PIP333-1770-LY-M..... | 356 | PPS72A..... | 231 | PRMHW101125..... | 584 | RA1514..... | 596 |
| PF63202..... | 619 | PIP333-1770-LY-XL..... | 356 | PR034040..... | 414 | PRMHW1012..... | 584 | RA1514SD..... | 596 |
| PF63204..... | 619 | PIP34-844-L..... | 353 | PR173120..... | 414 | PRMHW1034..... | 584 | RA1516..... | 596 |
| PF63309..... | 619 | PIP34-844-M..... | 353 | PR20EVSNNK..... | 82 | PRMHW10345..... | 584 | RA1516SDC..... | 596 |
| PF63320..... | 618 | PIP34-844-XL..... | 353 | PR966006503..... | 414 | PRMHW120345..... | 584 | RA1516SDE..... | 596 |
| PF63321..... | 618 | PIP34-8745-L..... | 353 | PR966844801..... | 413 | PRMHW12100..... | 584 | RA1524..... | 596 |
| PF63333..... | 618 | PIP34-8745-M..... | 353 | PR966845301..... | 413 | PRMHW121005..... | 584 | RA1524SDC..... | 596 |
| PF63334..... | 618 | PIP34-8745-XL..... | 353 | PRDC1400..... | 415 | PRMHW121125..... | 584 | RA1524SDE..... | 596 |
| PF63402..... | 615 | PIP34-874-L..... | 353 | PREL 10 CnB..... | 412 | PRMHW122005..... | 584 | RA1623WK..... | 597 |
| PF63403..... | 615 | PIP34-874-M..... | 353 | PREL 35 CnB..... | 412 | PRMHW14100..... | 585 | RA1643W..... | 597 |
| PF63404..... | 615 | PIP34-874-XL..... | 353 | PREL 70 CnB..... | 412 | PRMHW812..... | 584 | RA1906..... | 597 |

Spokane, WA 509-535-9841

Billings, MT 406-248-7196

720

Yakima, WA 509-248-1144

Gillette, WY 307-682-8522



| | | | | | | | | | |
|-------------------|-----|------------------|-----|------------------|-----|------------------|-----|-----------------|-----|
| RA1908..... | 597 | RABX1208200..... | 580 | RABX8124910..... | 579 | RAPLY138..... | 595 | RAWS-3446..... | 563 |
| RA22CW..... | 599 | RABX1210200..... | 580 | RABX8125910..... | 579 | RAPTSEMI6..... | 599 | RAWS-3454..... | 563 |
| RA2D60..... | 599 | RABX1213200..... | 580 | RABX8126910..... | 579 | RAPTSEMI8..... | 599 | RAWS-3462..... | 563 |
| RA32CW..... | 599 | RABX1218200..... | 580 | RABX8127910..... | 579 | RAR-FUEL..... | 594 | RAWS-3470..... | 563 |
| RA34HSSS10..... | 598 | RABX1304000..... | 581 | RABX8128910..... | 579 | RAH7020..... | 561 | RAWS-3484..... | 563 |
| RA38HSMPO34..... | 598 | RABX1308000..... | 582 | RABX8129910..... | 579 | RARL-12..... | 565 | RAWS-3822..... | 563 |
| RA38HSSS10..... | 598 | RABX1332000..... | 582 | RABX8137957..... | 577 | RARL-14..... | 565 | RAWS-3826..... | 563 |
| RA38TRHMP034..... | 598 | RABX1333000..... | 582 | RABX8139957..... | 575 | RARL-34..... | 565 | RAWS-3830..... | 563 |
| RA38TRHSS10..... | 599 | RABX1399053..... | 580 | RABX8141957..... | 575 | RARL-38..... | 565 | RAWS-3836..... | 563 |
| RA3D60..... | 599 | RABX1404000..... | 582 | RABX8145925..... | 578 | RARL-58..... | 565 | RAWS-3850..... | 563 |
| RA3RS25..... | 599 | RABX1414000..... | 581 | RABX8150922..... | 577 | RARM-12..... | 564 | RAWS-3870..... | 563 |
| RA3RS27..... | 599 | RABX1415000..... | 582 | RABX8150922..... | 577 | RARM-14..... | 564 | RAWS-58100..... | 563 |
| RA42CW..... | 599 | RABX1416000..... | 582 | RABX8152910..... | 578 | RARM-38..... | 564 | RAWS-5834..... | 563 |
| RA4D60..... | 599 | RABX1429000..... | 582 | RABX8153922..... | 577 | RART-112..... | 565 | RAWS-5842..... | 563 |
| RA4RS25..... | 599 | RABX1431000..... | 581 | RABX8181922..... | 577 | RART-114..... | 565 | RAWS-5850..... | 563 |
| RA4RS27..... | 599 | RABX1432000..... | 582 | RABX8194910..... | 578 | RART-134..... | 565 | RAWS-5860..... | 563 |
| RA5RS25..... | 599 | RABX1527200..... | 580 | RABX8268957..... | 577 | RART-138..... | 565 | RAWS-5870..... | 563 |
| RA5RS27..... | 599 | RABX1553000..... | 581 | RABX8269957..... | 575 | RART-158..... | 565 | RAWS-5884..... | 563 |
| RA6RS27..... | 599 | RABX1554000..... | 581 | RABX8269957..... | 578 | RARTX-112..... | 565 | RAWS-78100..... | 563 |
| RA9190..... | 598 | RABX1555000..... | 582 | RABX8270957..... | 577 | RARTX-138..... | 565 | RAWS-7860..... | 563 |
| RAA100..... | 560 | RABX1563200..... | 580 | RABX8271957..... | 577 | RARX-12..... | 565 | RAWS-7880..... | 563 |
| RAA100..... | 560 | RABX1586000..... | 581 | RABX8272957..... | 577 | RARX-38..... | 565 | RAWW-10090..... | 564 |
| RAA101..... | 559 | RABX1587000..... | 581 | RABX8273910..... | 579 | RAS55..... | 560 | RAWW-1226..... | 564 |
| RAA102..... | 559 | RABX1590000..... | 581 | RABX8293957..... | 578 | RAS55..... | 560 | RAWW-1236..... | 564 |
| RAA102..... | 560 | RABX1619000..... | 582 | RABX8294922..... | 577 | RAS7-10..... | 560 | RAWW-1242..... | 564 |
| RAA200..... | 560 | RABX1641000..... | 581 | RABX8295922..... | 577 | RAS7-28..... | 560 | RAWW-1254..... | 564 |
| RAA-24..... | 559 | RABX1647000..... | 582 | RABX8303957..... | 575 | RAS75..... | 560 | RAWW-1270..... | 564 |
| RAA24S..... | 560 | RABX5003957..... | 575 | RABX8303957..... | 578 | RAS75EXT..... | 560 | RAWW-1416..... | 564 |
| RAA24S..... | 560 | RABX8002957..... | 575 | RABX8306957..... | 579 | RASA270..... | 595 | RAWW-1422..... | 564 |
| RAA500-KIT..... | 559 | RABX8004957..... | 575 | RABX8307957..... | 579 | RASDC-125C..... | 598 | RAWW-1432..... | 564 |
| RAA501..... | 559 | RABX8007957..... | 575 | RABX8308957..... | 579 | RASFS-1430..... | 566 | RAWW-34100..... | 564 |
| RAA7-10..... | 559 | RABX8008925..... | 575 | RAC6P-10..... | 560 | RASFS-3826..... | 566 | RAWW-3446..... | 564 |
| RAA7-28..... | 559 | RABX8008957..... | 575 | RAC6P-20..... | 560 | RASFS-3840..... | 566 | RAWW-3454..... | 564 |
| RAA7-5..... | 559 | RABX8009925..... | 575 | RACWS-1236..... | 562 | RASHN-1230..... | 566 | RAWW-3470..... | 564 |
| RAA7-8..... | 559 | RABX8010957..... | 575 | RACWS-1244..... | 562 | RASP100..... | 597 | RAWW-3822..... | 564 |
| RABB-10..... | 566 | RABX8011925..... | 575 | RACWS-1254..... | 562 | RASP112..... | 597 | RAWW-3826..... | 564 |
| RABS1016000..... | 582 | RABX8013925..... | 575 | RACWS-1270..... | 562 | RASP114..... | 597 | RAWW-3830..... | 564 |
| RABX1000000..... | 582 | RABX8014925..... | 575 | RACWS-34100..... | 562 | RASP178..... | 597 | RAWW-3836..... | 564 |
| RABX1001000..... | 582 | RABX8015925..... | 575 | RACWS-3454..... | 562 | RASP34..... | 597 | RAWW-3850..... | 564 |
| RABX1002000..... | 582 | RABX8019957..... | 575 | RACWS-3462..... | 562 | RASP58..... | 597 | RAWW-5834..... | 564 |
| RABX1003000..... | 582 | RABX8020957..... | 575 | RACWS-3470..... | 562 | RASP58TH..... | 597 | RAWW-5850..... | 564 |
| RABX1004000..... | 582 | RABX8021957..... | 575 | RACWS-3484..... | 562 | RASRM-12..... | 565 | RAWW-5860..... | 564 |
| RABX1005000..... | 582 | RABX8022925..... | 575 | RACWS-3830..... | 562 | RASRM-14..... | 565 | RAWW-5870..... | 564 |
| RABX1006000..... | 581 | RABX8023925..... | 575 | RACWS-3836..... | 562 | RASRM-34..... | 565 | RAXT540..... | 596 |
| RABX1009000..... | 582 | RABX8024957..... | 576 | RACWS-3850..... | 562 | RASRM-38..... | 565 | RB1013..... | 236 |
| RABX1010000..... | 582 | RABX8025957..... | 576 | RACWS-5850..... | 562 | RASRM-58..... | 565 | RB1028..... | 236 |
| RABX1011000..... | 582 | RABX8026957..... | 576 | RACWS-5860..... | 562 | RASRS-1420..... | 566 | RB1314..... | 236 |
| RABX10114000..... | 582 | RABX8027957..... | 576 | RACWS-5870..... | 562 | RASSRM-12..... | 564 | RB1317..... | 236 |
| RABX1019000..... | 582 | RABX8030957..... | 576 | RACWS-5884..... | 562 | RASWW-1226..... | 561 | RB2005..... | 658 |
| RABX1020000..... | 582 | RABX8031925..... | 576 | RAE102..... | 561 | RASWW-1236..... | 561 | RB2631..... | 658 |
| RABX1021000..... | 582 | RABX8033925..... | 576 | RAE102..... | 561 | RASWW-1242..... | 561 | RB2632..... | 658 |
| RABX1022000..... | 582 | RABX8034925..... | 576 | RAE102..... | 561 | RASWW-1254..... | 561 | RB2643..... | 658 |
| RABX1070000..... | 581 | RABX8035925..... | 576 | RAE202..... | 561 | RASWW-1422..... | 561 | RB2645..... | 658 |
| RABX1071000..... | 581 | RABX8036925..... | 576 | RAE55..... | 561 | RASWW-1432..... | 561 | RB3154-06..... | 243 |
| RABX1072000..... | 581 | RABX8037957..... | 576 | RAEPOL6..... | 594 | RASWW-3826..... | 561 | RB4401-00..... | 235 |
| RABX1074000..... | 581 | RABX8038957..... | 576 | RAFP012S..... | 595 | RASWW-3830..... | 561 | RB4500..... | 236 |
| RABX1075000..... | 581 | RABX8039957..... | 576 | RAFP0034B..... | 595 | RASWW-3836..... | 561 | RB4520..... | 236 |
| RABX1076000..... | 580 | RABX8040957..... | 576 | RAFP100..... | 595 | RASWW-5850..... | 561 | RB6385..... | 658 |
| RABX1078000..... | 580 | RABX8041957..... | 576 | RAFP112T..... | 595 | RAT3012..... | 594 | RB7802-00..... | 243 |
| RABX1080000..... | 580 | RABX8042957..... | 576 | RAG5-22..... | 561 | RAT3034B..... | 594 | RB7804-00..... | 243 |
| RABX1088000..... | 581 | RABX8043957..... | 576 | RAHN-1405..... | 566 | RAT3034S..... | 594 | RB9C03-06..... | 658 |
| RABX1107053..... | 580 | RABX8044957..... | 576 | RAHN-5860..... | 566 | RAT3100..... | 594 | RB9T55..... | 235 |
| RABX1109053..... | 580 | RABX8045957..... | 576 | RAHW3-114..... | 567 | RAT3FUEL..... | 594 | RD1-2PVC..... | 161 |
| RABX1112000..... | 580 | RABX8046957..... | 576 | RAHW3-134..... | 567 | RAT3MAG..... | 594 | RD2RBHD..... | 161 |
| RABX1114000..... | 580 | RABX8047957..... | 576 | RAHW3-214..... | 567 | RAT3SS..... | 593 | RD2RBS..... | 161 |
| RABX1117000..... | 580 | RABX8049957..... | 576 | RAHW3-234..... | 567 | RATE100..... | 597 | RD30-40..... | 161 |
| RABX1119000..... | 580 | RABX8050957..... | 576 | RAHW3-314..... | 567 | RATE112..... | 597 | RD30-40P..... | 161 |
| RABX1120000..... | 581 | RABX8051957..... | 576 | RAHW4-114..... | 567 | RATE114..... | 597 | RD345T..... | 161 |
| RABX1121000..... | 580 | RABX8052957..... | 576 | RAHW4-134..... | 567 | RATE12..... | 597 | RD3-6PVC..... | 161 |
| RABX1123000..... | 581 | RABX8053957..... | 576 | RAHW4-214..... | 567 | RATE34..... | 597 | RD3RG..... | 161 |
| RABX1124000..... | 580 | RABX8054957..... | 576 | RAHW4-234..... | 567 | RATEK034..... | 595 | RD450+..... | 162 |
| RABX1125000..... | 580 | RABX8055957..... | 576 | RAHW4-314..... | 567 | RATF1200..... | 595 | RD680PVC..... | 161 |
| RABX1126000..... | 580 | RABX8056957..... | 576 | RAHX-1222..... | 566 | RATFUEL..... | 595 | RDDEB0..... | 160 |
| RABX1132000..... | 580 | RABX8057957..... | 576 | RAHX-3822..... | 566 | RATSHMP034..... | 598 | RDDEB3..... | 160 |
| RABX1134000..... | 581 | RABX8058957..... | 578 | R-AIPDS185S..... | 387 | RATVPOL612..... | 599 | RDDEB38..... | 160 |
| RABX1136000..... | 581 | RABX8059957..... | 578 | RAM012..... | 594 | RAVIPER..... | 596 | RDEHTP500..... | 163 |
| RABX1140000..... | 581 | RABX8060925..... | 578 | RAM034..... | 594 | RAWS-100120..... | 563 | RDEHTP500C..... | 163 |
| RABX1143000..... | 581 | RABX8061957..... | 578 | RAM034BB..... | 594 | RAWS-10060..... | 563 | RDFPV20..... | 162 |
| RABX1146000..... | 581 | RABX8062957..... | 578 | RAM100..... | 594 | RAWS-10090..... | 563 | RDH121..... | 162 |
| RABX1147000..... | 581 | RABX8063925..... | 579 | RAM100BB..... | 597 | RAWS-1226..... | 563 | RDH12S..... | 162 |
| RABX1149000..... | 581 | RABX8064925..... | 579 | RAMP034TH..... | 594 | RAWS-1236..... | 563 | RDH12X..... | 162 |
| RABX1150000..... | 581 | RABX8069925..... | 575 | RAPF-234..... | 567 | RAWS-1242..... | 563 | RDH12XX..... | 162 |
| RABX1152000..... | 581 | RABX8073925..... | 575 | RAPF3-114..... | 567 | RAWS-1244..... | 563 | RDH21/2I..... | 162 |
| RABX1155000..... | 581 | RABX8077925..... | 576 | RAPF3-134..... | 567 | RAWS-1254..... | 563 | RDH21/2S..... | 162 |
| RABX1157000..... | 581 | RABX8078925..... | 576 | RAPF3-214..... | 567 | RAWS-1270..... | 563 | RDH21/2X..... | 162 |
| RABX1160000..... | 582 | RABX8080925..... | 576 | RAPF3-314..... | 567 | RAWS-1416..... | 563 | RDH41..... | 162 |
| RABX1196200..... | 580 | RABX8113910..... | 579 | RAPF4-114..... | 567 | RAWS-1422..... | 563 | RDH4S..... | 162 |
| RABX1199200..... | 580 | RABX8114910..... | 579 | RAPF4-134..... | 567 | RAWS-1432..... | 563 | RDH4X..... | 162 |
| RABX1200200..... | 580 | RABX8121910..... | 579 | RAPF4-214..... | 567 | RAWS-34100..... | 563 | RDH61..... | 162 |
| RABX1202200..... | 580 | RABX8122910..... | 579 | RAPF4-234..... | 567 | RAWS-34120..... | 563 | RDH6S..... | 162 |
| RABX1204200..... | 580 | RABX8123910..... | 579 | RAPF4-314..... | 567 | RAWS-3442..... | 563 | RDH6X..... | 162 |



Part Number Index

www.edgecs.com

| | | | | | | | | | |
|----------------------|-----|----------------|-----|--------------|-----|--------------|-----|--------------|-----|
| RDH8I..... | 162 | RERB-8..... | 109 | RI31615..... | 139 | RI35473..... | 157 | RI40185..... | 140 |
| RDH8S..... | 162 | RERB-9..... | 109 | RI31622..... | 144 | RI35585..... | 153 | RI40195..... | 140 |
| RDH8X..... | 162 | RH56642..... | 366 | RI31627..... | 144 | RI35600..... | 142 | RI40205..... | 140 |
| RDH8XX..... | 162 | RH56671..... | 366 | RI31630..... | 139 | RI35605..... | 142 | RI40210..... | 140 |
| RDHS4..... | 161 | RH56672..... | 366 | RI31632..... | 144 | RI35610..... | 142 | RI40215..... | 140 |
| RDHTP1000..... | 163 | RH56673..... | 366 | RI31635..... | 139 | RI35615..... | 142 | RI40220..... | 140 |
| RDHTP300..... | 163 | RH56674..... | 366 | RI31637..... | 144 | RI35620..... | 142 | RI40617..... | 143 |
| RDHWVK..... | 164 | RH57160..... | 366 | RI31642..... | 144 | RI35625..... | 142 | RI41315..... | 153 |
| RDMH26..... | 163 | RH57162..... | 366 | RI31647..... | 144 | RI35630..... | 142 | RI41320..... | 153 |
| RDMH30..... | 163 | RH57164..... | 366 | RI31652..... | 144 | RI35635..... | 142 | RI41330..... | 153 |
| RDMH36..... | 163 | RHDTT2436..... | 366 | RI31655..... | 139 | RI35685..... | 142 | RI41335..... | 153 |
| RDO..... | 161 | RHDTT3660..... | 366 | RI31657..... | 144 | RI35815..... | 142 | RI41575..... | 148 |
| RDOSS..... | 161 | RHUD18C..... | 366 | RI31660..... | 139 | RI35820..... | 142 | RI41590..... | 148 |
| RDPE1CTS..... | 165 | RHUD33D..... | 366 | RI31662..... | 144 | RI35825..... | 142 | RI41600..... | 148 |
| RDPE1IPS..... | 165 | RHUD33S..... | 366 | RI31665..... | 139 | RI35830..... | 142 | RI41610..... | 148 |
| RDPE2-2CTS..... | 165 | RHUD3B..... | 366 | RI31668..... | 101 | RI35835..... | 142 | RI41697..... | 160 |
| RDPE2-2IFS..... | 165 | RI10883..... | 147 | RI31670..... | 139 | RI35840..... | 142 | RI41855..... | 149 |
| RDPE2CTS..... | 165 | RI14988..... | 139 | RI31675..... | 139 | RI35845..... | 142 | RI41935..... | 148 |
| RDPE2IPS..... | 165 | RI15682..... | 148 | RI31680..... | 139 | RI35850..... | 142 | RI42250..... | 145 |
| RDPE2PC160..... | 165 | RI15722..... | 148 | RI31685..... | 139 | RI35855..... | 142 | RI42260..... | 145 |
| RDPE4..... | 165 | RI16703..... | 140 | RI31695..... | 139 | RI36097..... | 153 | RI42265..... | 145 |
| RDPE58H..... | 165 | RI19238..... | 157 | RI31700..... | 139 | RI36122..... | 153 | RI42270..... | 145 |
| RDPE58M..... | 165 | RI19366..... | 147 | RI31705..... | 139 | RI36132..... | 153 | RI42275..... | 145 |
| RDR1032/S..... | 161 | RI20483..... | 155 | RI31710..... | 139 | RI36273..... | 140 | RI42280..... | 145 |
| RDTCLSL..... | 162 | RI21893..... | 156 | RI31720..... | 139 | RI36355..... | 146 | RI42360..... | 149 |
| RDTCLSLR..... | 162 | RI22086..... | 145 | RI31725..... | 139 | RI36475..... | 146 | RI42365..... | 149 |
| RDTCL50SL..... | 162 | RI22088..... | 148 | RI31730..... | 139 | RI36565..... | 147 | RI42370..... | 149 |
| RDTCL50SLR..... | 162 | RI23488..... | 145 | RI31735..... | 139 | RI36592..... | 144 | RI42600..... | 148 |
| RDTCL72SLR..... | 162 | RI23493..... | 145 | RI31745..... | 139 | RI36597..... | 144 | RI42620..... | 148 |
| RDTCL75SL..... | 162 | RI23498..... | 145 | RI31750..... | 139 | RI36620..... | 147 | RI42625..... | 148 |
| RDUPBEVEL..... | 163 | RI24853..... | 159 | RI31760..... | 139 | RI36630..... | 147 | RI42950..... | 148 |
| RDUPC616A..... | 163 | RI25588..... | 145 | RI31765..... | 139 | RI36738..... | 156 | RI43358..... | 155 |
| RDUPC636A..... | 163 | RI25638..... | 151 | RI31775..... | 139 | RI36875..... | 146 | RI43373..... | 154 |
| RDUPC648A..... | 163 | RI26092..... | 150 | RI31790..... | 139 | RI36880..... | 146 | RI43428..... | 155 |
| RDUPCARB4..... | 163 | RI26132..... | 150 | RI32078..... | 144 | RI36885..... | 146 | RI43647..... | 160 |
| RDUPCARB6..... | 163 | RI26152..... | 150 | RI32573..... | 143 | RI36890..... | 146 | RI44185..... | 141 |
| RDUPCSTEEL4..... | 163 | RI26192..... | 150 | RI32820..... | 140 | RI36895..... | 146 | RI44190..... | 141 |
| RDUPCSTEEL6..... | 163 | RI26803..... | 145 | RI32825..... | 140 | RI36900..... | 146 | RI44852..... | 153 |
| RDUPDIA4C..... | 163 | RI27858..... | 145 | RI32830..... | 140 | RI36912..... | 148 | RI45007..... | 151 |
| RDUPDIA6C..... | 163 | RI28043..... | 155 | RI32840..... | 140 | RI36962..... | 153 | RI47057..... | 137 |
| RDVK10..... | 164 | RI30088..... | 145 | RI32850..... | 140 | RI37083..... | 155 | RI47740..... | 151 |
| RDVK10-3CK1CK2..... | 164 | RI30093..... | 145 | RI32870..... | 140 | RI37088..... | 155 | RI47745..... | 151 |
| RDVK10-3CK1EXT..... | 164 | RI30208..... | 155 | RI32880..... | 140 | RI37093..... | 156 | RI47750..... | 151 |
| RDVK2CK1..... | 164 | RI31000..... | 137 | RI32895..... | 140 | RI37098..... | 156 | RI47755..... | 151 |
| RDVK2CK2..... | 164 | RI31005..... | 137 | RI32900..... | 141 | RI37103..... | 155 | RI47760..... | 151 |
| RDVK2COMBO..... | 164 | RI31010..... | 137 | RI32903..... | 156 | RI37108..... | 155 | RI47765..... | 151 |
| RDVK3CK1-2HL..... | 164 | RI31015..... | 137 | RI32910..... | 143 | RI37113..... | 155 | RI47770..... | 151 |
| RDVK3CK1CK2..... | 164 | RI31020..... | 137 | RI32915..... | 143 | RI37118..... | 155 | RI47775..... | 151 |
| RDVK3CK1COMBO..... | 164 | RI31025..... | 137 | RI32920..... | 143 | RI37123..... | 155 | RI47780..... | 151 |
| RDVK3CK1EXT..... | 164 | RI31028..... | 154 | RI32925..... | 143 | RI37128..... | 155 | RI47785..... | 151 |
| RDVK3CK1HW..... | 164 | RI31030..... | 137 | RI32930..... | 143 | RI37133..... | 155 | RI47790..... | 151 |
| RDVK3CK1ROD..... | 164 | RI31035..... | 137 | RI32935..... | 143 | RI37375..... | 146 | RI48225..... | 151 |
| RDVK3CK1WHL..... | 164 | RI31040..... | 137 | RI32950..... | 143 | RI37380..... | 146 | RI48235..... | 151 |
| RDVK916PENT..... | 164 | RI31045..... | 137 | RI32975..... | 143 | RI37385..... | 146 | RI48245..... | 151 |
| RDVKA..... | 164 | RI31065..... | 137 | RI32985..... | 143 | RI37390..... | 146 | RI48250..... | 151 |
| RDVKA45..... | 164 | RI31075..... | 137 | RI32985..... | 143 | RI37395..... | 146 | RI48255..... | 151 |
| RDVKEXT..... | 164 | RI31080..... | 137 | RI33005..... | 145 | RI37400..... | 146 | RI48260..... | 151 |
| RDVKKIT..... | 164 | RI31090..... | 137 | RI33055..... | 144 | RI37405..... | 146 | RI48270..... | 151 |
| RDVKVW..... | 165 | RI31095..... | 137 | RI33057..... | 150 | RI37410..... | 146 | RI48297..... | 151 |
| RDVV0..... | 165 | RI31100..... | 137 | RI33100..... | 141 | RI37415..... | 146 | RI50767..... | 143 |
| RDVV1..... | 165 | RI31105..... | 137 | RI33105..... | 141 | RI37480..... | 146 | RI50812..... | 143 |
| RDVV10..... | 165 | RI31110..... | 137 | RI33110..... | 141 | RI37485..... | 146 | RI50985..... | 152 |
| RDVV2..... | 165 | RI31115..... | 137 | RI33115..... | 141 | RI37490..... | 146 | RI51005..... | 151 |
| RDVV3..... | 165 | RI31120..... | 137 | RI33120..... | 141 | RI37495..... | 146 | RI53117..... | 158 |
| RDVWALP1..... | 165 | RI31125..... | 137 | RI33125..... | 141 | RI37500..... | 146 | RI57592..... | 152 |
| RDVWALP2..... | 165 | RI31130..... | 137 | RI33130..... | 141 | RI37505..... | 146 | RI58007..... | 150 |
| RE01G-OP..... | 110 | RI31135..... | 137 | RI33145..... | 141 | RI37570..... | 146 | RI58960..... | 157 |
| RE05G-RS..... | 110 | RI31175..... | 139 | RI33150..... | 141 | RI37610..... | 146 | RI59787..... | 157 |
| RE15-SK..... | 110 | RI31180..... | 139 | RI33155..... | 141 | RI37615..... | 146 | RI60052..... | 159 |
| RE16A9..... | 110 | RI31305..... | 138 | RI33160..... | 141 | RI37620..... | 146 | RI61122..... | 147 |
| RE16RT..... | 110 | RI31310..... | 138 | RI33165..... | 144 | RI37625..... | 146 | RI61142..... | 150 |
| RE1A9..... | 110 | RI31315..... | 138 | RI33170..... | 144 | RI37630..... | 146 | RI62225..... | 158 |
| RE1RT..... | 110 | RI31320..... | 138 | RI33175..... | 144 | RI37635..... | 146 | RI62235..... | 158 |
| RE207-STP-10-19..... | 110 | RI31325..... | 138 | RI33180..... | 144 | RI37640..... | 146 | RI62245..... | 158 |
| RE207-STP-10-33..... | 110 | RI31330..... | 138 | RI33185..... | 144 | RI37645..... | 146 | RI62250..... | 158 |
| RE207-STP-6-17..... | 110 | RI31340..... | 138 | RI33190..... | 144 | RI37650..... | 146 | RI62260..... | 158 |
| RE207-STP-8-13..... | 110 | RI31345..... | 138 | RI33195..... | 144 | RI37655..... | 146 | RI62270..... | 158 |
| RE207-STP-8-27..... | 110 | RI31350..... | 138 | RI33200..... | 144 | RI37777..... | 146 | RI62747..... | 154 |
| RE4A9..... | 110 | RI31355..... | 138 | RI33205..... | 144 | RI37842..... | 160 | RI62862..... | 154 |
| RE4RT..... | 110 | RI31360..... | 138 | RI33220..... | 141 | RI37847..... | 160 | RI62990..... | 158 |
| REGRT-K5..... | 109 | RI31365..... | 138 | RI33225..... | 141 | RI37888..... | 155 | RI62990..... | 159 |
| RERB-10..... | 109 | RI31385..... | 137 | RI34945..... | 142 | RI38100..... | 147 | RI63005..... | 158 |
| RERB-12..... | 109 | RI31395..... | 137 | RI34950..... | 142 | RI38120..... | 147 | RI63005..... | 159 |
| RERB-14..... | 109 | RI31400..... | 138 | RI34955..... | 142 | RI38155..... | 147 | RI63065..... | 158 |
| RERB-16..... | 109 | RI31405..... | 139 | RI34960..... | 142 | RI38220..... | 147 | RI63065..... | 159 |
| RERB-18..... | 109 | RI31555..... | 139 | RI34965..... | 146 | RI38225..... | 147 | RI64977..... | 152 |
| RERB-20..... | 109 | RI31570..... | 139 | RI35155..... | 146 | RI38235..... | 147 | RI66807..... | 139 |
| RERB-22..... | 109 | RI31580..... | 139 | RI35245..... | 153 | RI38540..... | 146 | RI66987..... | 152 |
| RERB-24..... | 109 | RI31585..... | 139 | RI35255..... | 153 | RI38555..... | 146 | RI66992..... | 152 |
| RERB-32..... | 109 | RI31595..... | 139 | RI35265..... | 153 | RI40085..... | 140 | RI66997..... | 152 |
| RERB-6..... | 109 | RI31605..... | 139 | RI35275..... | 153 | RI40103..... | 160 | RI67182..... | 150 |
| | | RI31610..... | 139 | RI35280..... | 153 | RI40130..... | 140 | RI67332..... | 159 |

Spokane, WA 509-535-9841

Billings, MT 406-248-7196

Yakima, WA 509-248-1144

Gillette, WY 307-682-8522



| | | | | | | | | | |
|---------------|-----|----------------|-----|---------------|-----|---------------|-----|----------------|-----|
| RI68650..... | 141 | RL0523..... | 108 | RL1412..... | 107 | RL2850..... | 573 | RL7288SD..... | 568 |
| RI68815..... | 149 | RL0531..... | 108 | RL1413..... | 107 | RL2939..... | 573 | RL7290SD..... | 568 |
| RI68967..... | 154 | RL0538..... | 108 | RL1420..... | 107 | RL2940..... | 573 | RL7400SD1..... | 567 |
| RI69982..... | 140 | RL0545..... | 108 | RL1421..... | 107 | RL2942..... | 573 | RL7402SD1..... | 567 |
| RI70830..... | 148 | RL0547..... | 108 | RL1433..... | 107 | RL2944..... | 573 | RL7404SD1..... | 567 |
| RI70835..... | 148 | RL08280..... | 572 | RL1434..... | 107 | RL2946..... | 573 | RL7410SD1..... | 567 |
| RI71722..... | 157 | RL08281..... | 570 | RL1436..... | 107 | RL2948..... | 573 | RL7412SD1..... | 567 |
| RI73370..... | 152 | RL08281..... | 570 | RL1443..... | 107 | RL3272..... | 574 | RL7413SD1..... | 567 |
| RI74012..... | 148 | RL08281..... | 571 | RL1444..... | 107 | RL3302..... | 574 | RL7413SD2..... | 568 |
| RI74047..... | 148 | RL08281..... | 571 | RL1446..... | 107 | RL3332..... | 574 | RL7414SD1..... | 567 |
| RI74207..... | 141 | RL08281..... | 572 | RL1449..... | 107 | RL3362..... | 574 | RL7414SD2..... | 568 |
| RI74720..... | 144 | RL08282..... | 572 | RL1450..... | 107 | RL3392..... | 574 | RL7415SD1..... | 567 |
| RI74730..... | 144 | RL08283..... | 572 | RL1457..... | 107 | RL3631..... | 574 | RL7415SD2..... | 568 |
| RI76767..... | 148 | RL08284..... | 572 | RL1458..... | 107 | RL3691..... | 574 | RL7416SD1..... | 567 |
| RI76777..... | 152 | RL08285..... | 572 | RL1464..... | 107 | RL3755..... | 573 | RL7416SD2..... | 568 |
| RI80475..... | 152 | RL08286..... | 572 | RL1465..... | 107 | RL3756..... | 573 | RL7417SD1..... | 567 |
| RI83037..... | 153 | RL08287..... | 572 | RL1470..... | 107 | RL3758..... | 573 | RL7420SD1..... | 567 |
| RI83295..... | 145 | RL08288..... | 572 | RL1477..... | 107 | RL3759..... | 573 | RL7422SD1..... | 567 |
| RI84532..... | 149 | RL08289..... | 572 | RL1490..... | 107 | RL3760..... | 573 | RL7422SD2..... | 568 |
| RI84537..... | 149 | RL08290..... | 572 | RL2345..... | 574 | RL3794..... | 573 | RL7423SD2..... | 568 |
| RI86127..... | 143 | RL08291..... | 572 | RL2346Z..... | 574 | RL3795..... | 573 | RL7424SD1..... | 567 |
| RI87582..... | 160 | RL08293..... | 570 | RL2348..... | 575 | RL4054..... | 574 | RL7424SD2..... | 568 |
| RI90107..... | 137 | RL08294..... | 570 | RL2349..... | 574 | RL4056..... | 574 | RL7426SD1..... | 567 |
| RI91142..... | 149 | RL08294..... | 570 | RL2433..... | 572 | RL4131..... | 574 | RL7426SD2..... | 568 |
| RI92170..... | 145 | RL08294..... | 571 | RL2513..... | 572 | RL4141..... | 574 | RL7427SD1..... | 567 |
| RI92462..... | 149 | RL08294..... | 571 | RL2523..... | 572 | RL4231..... | 574 | RL7427SD2..... | 568 |
| RI92467..... | 149 | RL08294..... | 572 | RL2542..... | 572 | RL4241..... | 574 | RL7428SD1..... | 567 |
| RI93492..... | 142 | RL08296..... | 572 | RL2543..... | 572 | RL4441..... | 574 | RL7430SD1..... | 567 |
| RI95732..... | 159 | RL08298..... | 572 | RL2562..... | 572 | RL5522..... | 573 | RL7432SD1..... | 567 |
| RI96497..... | 149 | RL08310SD..... | 571 | RL2563..... | 572 | RL5523..... | 573 | RL7433SD1..... | 567 |
| RI97065..... | 149 | RL08321SD..... | 571 | RL2573..... | 572 | RL5524..... | 573 | RL7433SD2..... | 568 |
| RI97075..... | 149 | RL08409..... | 571 | RL2583..... | 572 | RL5526..... | 573 | RL7434SD1..... | 567 |
| RI97787..... | 143 | RL08409..... | 571 | RL2700SD..... | 569 | RL5528..... | 573 | RL7434SD2..... | 568 |
| RL0302..... | 107 | RL08413..... | 571 | RL2702SD..... | 569 | RL5530..... | 573 | RL7435SD2..... | 568 |
| RL0304..... | 107 | RL08413..... | 571 | RL2704SD..... | 569 | RL5531..... | 573 | RL7436SD1..... | 567 |
| RL0306..... | 107 | RL08421..... | 571 | RL2706SD..... | 569 | RL5532..... | 573 | RL7436SD2..... | 568 |
| RL0308..... | 107 | RL08421..... | 571 | RL2708SD..... | 569 | RL6206..... | 568 | RL7438SD1..... | 567 |
| RL0310..... | 107 | RL08421..... | 571 | RL2710SD..... | 569 | RL6208..... | 568 | RL7438SD2..... | 568 |
| RL0312..... | 107 | RL08437..... | 571 | RL2712SD..... | 569 | RL6401SD..... | 570 | RL7439SD1..... | 567 |
| RL0314..... | 107 | RL08437..... | 571 | RL2720SD..... | 569 | RL6403SD..... | 570 | RL7440SD1..... | 567 |
| RL0320..... | 107 | RL08438..... | 571 | RL2722SD..... | 569 | RL6404SD..... | 570 | RL7441SD1..... | 567 |
| RL0321..... | 107 | RL08442..... | 571 | RL2724SD..... | 569 | RL6407SD..... | 570 | RL7442SD1..... | 567 |
| RL0322..... | 107 | RL08442..... | 571 | RL2726SD..... | 569 | RL7020..... | 108 | RL7442SD2..... | 568 |
| RL0323..... | 107 | RL08442..... | 571 | RL2728SD..... | 569 | RL7021..... | 108 | RL7444SD1..... | 567 |
| RL0324..... | 107 | RL08459..... | 571 | RL2730SD..... | 569 | RL7031..... | 108 | RL7444SD2..... | 568 |
| RL0325..... | 107 | RL08479..... | 571 | RL2732SD..... | 569 | RL7033..... | 108 | RL7446SD1..... | 567 |
| RL0327..... | 107 | RL08484..... | 571 | RL2734SD..... | 569 | RL7035..... | 108 | RL7446SD2..... | 568 |
| RL0329..... | 107 | RL08494..... | 571 | RL2736SD..... | 569 | RL7036..... | 108 | RL7448SD1..... | 567 |
| RL0331..... | 107 | RL08495..... | 571 | RL2740SD..... | 569 | RL7043..... | 108 | RL7448SD2..... | 568 |
| RL0333..... | 107 | RL08497..... | 570 | RL2742SD..... | 569 | RL7045..... | 108 | RL7449SD1..... | 567 |
| RL0334..... | 107 | RL08497SD..... | 572 | RL2744SD..... | 569 | RL7049..... | 108 | RL7450SD1..... | 567 |
| RL0336..... | 107 | RL08605..... | 571 | RL2746SD..... | 569 | RL7051..... | 108 | RL7451SD1..... | 567 |
| RL0338..... | 107 | RL08609..... | 571 | RL2748SD..... | 569 | RL7057..... | 108 | RL7452SD1..... | 567 |
| RL0339..... | 107 | RL08651..... | 571 | RL2750SD..... | 569 | RL7059..... | 108 | RL7454SD1..... | 567 |
| RL0341..... | 107 | RL0950..... | 108 | RL2752SD..... | 569 | RL7064..... | 108 | RL7461SD1..... | 567 |
| RL0343..... | 107 | RL0951..... | 108 | RL2760SD..... | 569 | RL7066..... | 108 | RL7463SD1..... | 567 |
| RL0346..... | 107 | RL0952..... | 108 | RL2762SD..... | 569 | RL7072..... | 108 | RL7463SD1..... | 567 |
| RL0348..... | 107 | RL0953..... | 108 | RL2764SD..... | 569 | RL7077..... | 108 | RL7465SD1..... | 567 |
| RL0349..... | 107 | RL0954..... | 109 | RL2766SD..... | 569 | RL7094..... | 106 | RL7473SD1..... | 567 |
| RL0351..... | 107 | RL0955..... | 109 | RL2768SD..... | 569 | RL7095..... | 106 | RL7475SD1..... | 567 |
| RL0352..... | 107 | RL0959..... | 109 | RL2770SD..... | 569 | RL7180SD..... | 570 | RL7559..... | 574 |
| RL0354..... | 107 | RL0960..... | 108 | RL2772SD..... | 569 | RL7181SD..... | 570 | RL7569..... | 574 |
| RL0355..... | 107 | RL0965..... | 108 | RL2774SD..... | 569 | RL7182SD..... | 570 | RL7579..... | 574 |
| RL0359..... | 107 | RL0966..... | 108 | RL2776SD..... | 569 | RL7198SD..... | 570 | RL7589..... | 574 |
| RL0361..... | 107 | RL0967..... | 109 | RL2781..... | 569 | RL7204SD..... | 568 | RL8478SD..... | 570 |
| RL0362..... | 107 | RL0968..... | 109 | RL2782..... | 569 | RL7206SD..... | 568 | RL8480SD..... | 570 |
| RL0364..... | 107 | RL0969..... | 109 | RL2783..... | 569 | RL7208SD..... | 568 | RL8486SD..... | 570 |
| RL0365..... | 107 | RL0970..... | 109 | RL2785..... | 569 | RL7210SD..... | 568 | RL8490SD..... | 570 |
| RL0368..... | 107 | RL0974..... | 109 | RL2786..... | 569 | RL7220SD..... | 568 | RL8801..... | 106 |
| RL0370..... | 107 | RL0975..... | 108 | RL2787..... | 569 | RL7222SD..... | 568 | RL8802..... | 106 |
| RL0371..... | 107 | RL0982..... | 109 | RL2788..... | 569 | RL7224SD..... | 568 | RL8809..... | 106 |
| RL0375..... | 107 | RL0983..... | 109 | RL2789..... | 569 | RL7226SD..... | 568 | RL8810..... | 106 |
| RL0376..... | 107 | RL1312..... | 569 | RL2793..... | 569 | RL7228SD..... | 568 | RL8812..... | 106 |
| RL0377..... | 107 | RL1314..... | 569 | RL2794..... | 569 | RL7230SD..... | 568 | RL8817..... | 106 |
| RL0379..... | 107 | RL1316..... | 569 | RL2795..... | 570 | RL7240SD..... | 568 | RL8818..... | 106 |
| RL0380..... | 107 | RL1318..... | 569 | RL2796..... | 569 | RL7242SD..... | 568 | RL8820..... | 106 |
| RL0381..... | 107 | RL1320..... | 569 | RL2797..... | 569 | RL7244SD..... | 568 | RL8829..... | 106 |
| RL0382..... | 107 | RL1322..... | 569 | RL2802..... | 572 | RL7246SD..... | 568 | RL8830..... | 106 |
| RL0394..... | 107 | RL1324..... | 569 | RL2803..... | 572 | RL7248SD..... | 568 | RL8833..... | 106 |
| RL0396..... | 107 | RL1326..... | 569 | RL2804..... | 572 | RL7250SD..... | 568 | RL8834..... | 106 |
| RL0500SD..... | 572 | RL1328..... | 569 | RL2806..... | 572 | RL7252SD..... | 568 | RL8836..... | 106 |
| RL0501..... | 108 | RL1330..... | 569 | RL2808..... | 572 | RL7260SD..... | 568 | RL8843..... | 106 |
| RL0502SD..... | 572 | RL1344..... | 569 | RL2814..... | 572 | RL7262SD..... | 568 | RL8844..... | 106 |
| RL0503..... | 108 | RL1348..... | 569 | RL2820..... | 572 | RL7264SD..... | 568 | RL8846..... | 106 |
| RL0504..... | 108 | RL1356..... | 569 | RL2826..... | 572 | RL7266SD..... | 568 | RL8847..... | 106 |
| RL0505..... | 108 | RL1358..... | 569 | RL2839..... | 573 | RL7268SD..... | 568 | RL8848..... | 106 |
| RL0512..... | 108 | RL1402..... | 107 | RL2840..... | 573 | RL7270SD..... | 568 | RL8853..... | 106 |
| RL0513..... | 108 | RL1403..... | 107 | RL2842..... | 573 | RL7280SD..... | 568 | RL8859..... | 106 |
| RL0514..... | 108 | RL1407..... | 107 | RL2844..... | 573 | RL7282SD..... | 568 | RM3/4X18R..... | 433 |
| RL0519..... | 108 | RL1409..... | 107 | RL2846..... | 573 | RL7284SD..... | 568 | RM3/4X18R..... | 655 |
| RL0522..... | 108 | RL1410..... | 107 | RL2848..... | 573 | RL7286SD..... | 568 | RM3/4X24R..... | 433 |



Part Number Index

www.edgecs.com

| | | | | | | | | | |
|----------------------|-----|---------------------|-----|-------------------|-----|---------------------|-----|----------------------|-----|
| RM3/4X24R..... | 655 | RVSVS63G-XL..... | 355 | SFES6048C..... | 447 | SLHD77..... | 80 | SNHELIT00L37A..... | 558 |
| RM3/4X30R..... | 433 | RY2AA-B RB..... | 476 | SFES72..... | 447 | SLHD77M..... | 80 | SNMMBD3762..... | 559 |
| RM3/4X30R..... | 655 | RY2D-B RB..... | 476 | SFFS24200..... | 445 | SNADT30..... | 553 | SNSET1.7KTA..... | 551 |
| RM3/4X36R..... | 433 | RY6V-HDM..... | 477 | SFKP35166..... | 446 | SNADT30CKT..... | 553 | SNSET22..... | 551 |
| RM3/4X36R..... | 655 | RYAL-9V..... | 477 | SFPC3042..... | 447 | SNADT30P..... | 553 | SNSET56..... | 551 |
| RM3/4X48R..... | 433 | RYAL-AA..... | 477 | SFPC3648..... | 447 | SNADT813B..... | 553 | SNSET-PAC-EZ..... | 551 |
| RM3/4X48R..... | 655 | RYAL-AAA..... | 477 | SFPC3250..... | 446 | SNAMN19Q-RP5..... | 553 | SNSET-XP22..... | 551 |
| RNR5CC20100..... | 444 | RYAL-C..... | 477 | SFSC300..... | 448 | SNARC100A-RP25..... | 554 | SNSET-XP56..... | 551 |
| RNR5CC20100FR..... | 444 | RYAL-D..... | 477 | SFSC300WR..... | 448 | SNARC100-RP25..... | 554 | SNSH15"..... | 655 |
| RNR5CC40100..... | 444 | RYDIY2D-B..... | 476 | SFW2B12600..... | 447 | SNARC125A-RP25..... | 554 | SNSH20"..... | 655 |
| RNVAPOR BOND..... | 432 | RYDIY3AAA-B..... | 476 | SFW2B24250..... | 447 | SNARC125-RP25..... | 554 | SNSH30"..... | 655 |
| RNVAPOR BOND..... | 445 | RYDIYBEAM-B..... | 475 | SFW2B24600..... | 447 | SNARC37A-RP25..... | 554 | SNSH9"..... | 655 |
| RNVAPOR BOOT..... | 432 | RYDIYHL3AAA-B..... | 477 | SFW2C12600..... | 447 | SNARC37-RP25..... | 554 | SNSL25200PF..... | 557 |
| RNVB10..... | 432 | RYI6V-B2..... | 476 | SFW2C24250..... | 447 | SNARC50A-RP25..... | 554 | SNSL25200R..... | 557 |
| RNVB10..... | 444 | RYIN2..... | 476 | SFW2C24600..... | 447 | SNARC50-RP25..... | 554 | SNSL25214A..... | 557 |
| RNVB15..... | 432 | RYIN2-KML..... | 476 | SFW2C36250..... | 447 | SNARC62A-RP25..... | 554 | SNSL25300PF..... | 557 |
| RNVB15..... | 444 | RYIN2-MS..... | 476 | SFW3C24600..... | 447 | SNARC62-RP25..... | 554 | SNSL31212H..... | 557 |
| RNVBGL15..... | 445 | RYK13-2..... | 477 | SFW4B24330..... | 447 | SNARC75A-RP25..... | 554 | SNSL31312PF..... | 557 |
| RO04510R..... | 165 | RYK3-2..... | 477 | SFW4B36330..... | 447 | SNARC75-RP25..... | 554 | SNSL37212R..... | 557 |
| RO14486..... | 166 | RYRNC3AA-B..... | 477 | SFWS36300..... | 446 | SNARC87A-RP25..... | 554 | SNSL37234PF..... | 557 |
| RO14486..... | 166 | RYRNHL3AAA-B..... | 477 | SFWS60300..... | 446 | SNARC87-RP25..... | 554 | SNSL37300H..... | 557 |
| RO14487..... | 166 | RYSPHLT3AAA-BA..... | 477 | SFZA02..... | 447 | SNAT08..... | 553 | SNSL37300H..... | 557 |
| RO14487..... | 166 | RZCT125..... | 88 | SH901-07-00..... | 100 | SNAT10..... | 553 | SNSL37400H..... | 557 |
| RO15222X..... | 166 | RZCT156..... | 88 | SH901-15-7..... | 100 | SNAT13..... | 553 | SNSL37400PF..... | 557 |
| RO15222X..... | 166 | RZCT250..... | 88 | SH901-46-2..... | 100 | SNAT30..... | 553 | SNSL37600PF..... | 557 |
| RO15223X..... | 166 | RZFBR1..... | 87 | SH903-04-7..... | 99 | SNATS376P..... | 554 | SNLS50300H..... | 557 |
| RO15223X..... | 166 | RZGP8..... | 87 | SH903-34-00..... | 100 | SNATS5010P..... | 554 | SNLS50400H..... | 557 |
| RO15224X..... | 166 | RZRZ-GRK..... | 88 | SH905-03-4..... | 100 | SNATS503P..... | 554 | SNLS50600H..... | 557 |
| RO15224X..... | 166 | RZSC4..... | 87 | SH905-66-1..... | 100 | SNATS506P..... | 554 | SNLS62414H..... | 557 |
| RO15225X..... | 166 | RZSC555-10..... | 88 | SH905-85-00..... | 100 | SNATS6210P..... | 554 | SNLS62600H..... | 557 |
| RO15225X..... | 166 | RZTC1..... | 87 | SH906-49-5..... | 101 | SNATS623P..... | 554 | SNLS75414H..... | 557 |
| RO15226X..... | 166 | RZWD1..... | 87 | SH906-72-62..... | 100 | SNATS626P..... | 554 | SNLS75614H..... | 557 |
| RO15226X..... | 166 | RZXB-DW10..... | 87 | SH906-73-00..... | 100 | SNATS7513P..... | 554 | SNSTB1001000..... | 555 |
| RO15227X..... | 166 | RZZB8..... | 87 | SH906-86-7..... | 101 | SNATS758P..... | 554 | SNSTB1001300..... | 555 |
| RO15227X..... | 166 | RZZM3-1100..... | 87 | SH919-06-10..... | 100 | SNAT-XP10..... | 552 | SNSTB100700..... | 555 |
| RO15251X..... | 166 | SASWP..... | 214 | SH919-07-10..... | 100 | SNAT-XP13..... | 552 | SNSTB2-37234..... | 555 |
| RO15251X..... | 166 | SASWP3X..... | 214 | SH925-40..... | 99 | SNAT-XP30..... | 552 | SNSTB2-372346SS..... | 555 |
| RO15252X..... | 166 | SASWP6X..... | 214 | SH925-41..... | 99 | SNBBMD2550..... | 559 | SNSTB2-37300..... | 555 |
| RO15252X..... | 166 | SASWPGRA..... | 214 | SH925-42..... | 99 | SNBBMD6275..... | 559 | SNSTB2-373006SS..... | 555 |
| RO15253X..... | 166 | SASWPNORA..... | 214 | SH925-45..... | 99 | SNBBRD2550..... | 559 | SNSTB2-37312..... | 555 |
| RO15253X..... | 166 | SB06300..... | 454 | SH960-14-00..... | 99 | SNBBWF2550..... | 559 | SNSTB2-37334..... | 555 |
| RO15254X..... | 166 | SB06400..... | 454 | SH960-97-10..... | 99 | SNBBWF3762..... | 559 | SNSTB2-373346SS..... | 555 |
| RO15254X..... | 166 | SB06500..... | 455 | SK104-43..... | 220 | SNBBWF6275..... | 559 | SNSTB2-37500..... | 555 |
| RO15255X..... | 166 | SB25100..... | 456 | SK119-5..... | 220 | SNCDT10..... | 551 | SNSTB2-375006SS..... | 555 |
| RO15255X..... | 166 | SB25245..... | 456 | SK119-6..... | 220 | SNDA25..... | 558 | SNSTB2-376126SS..... | 555 |
| RO15256X..... | 166 | SB25360..... | 456 | SK119-71..... | 220 | SNDA37..... | 558 | SNSTB2-37700..... | 555 |
| RO15256X..... | 166 | SB33610..... | 456 | SK119-77..... | 220 | SNDA37S..... | 558 | SNSTB2-377006SS..... | 555 |
| RO16101..... | 166 | SB33712..... | 456 | SK119-8..... | 220 | SNDA37SS..... | 558 | SNSTB2-50100..... | 555 |
| RO16102..... | 166 | SB37416..... | 456 | SK126-60-3..... | 220 | SNDA50..... | 558 | SNSTB2-50334..... | 555 |
| RO16201..... | 166 | SB37424..... | 456 | SK127-35-150..... | 220 | SNDA50S..... | 558 | SNSTB2-50414..... | 555 |
| RO16202..... | 166 | SB37448..... | 456 | SK127-35-250..... | 220 | SNDA50SS..... | 558 | SNSTB2-50512..... | 555 |
| RO52176..... | 166 | SB37459..... | 456 | SK360019..... | 220 | SNDA62..... | 558 | SNSTB2-50700..... | 555 |
| RO52177..... | 166 | SB37472..... | 456 | SK360031..... | 219 | SNDA75..... | 558 | SNSTB2-50812..... | 555 |
| RO52178..... | 166 | SB37478..... | 456 | SK360032..... | 219 | SNDA75..... | 558 | SNSTB2-62100..... | 555 |
| RO56051..... | 165 | SB37496..... | 456 | SK360033..... | 219 | SNDA75..... | 558 | SNSTB2-62412..... | 555 |
| RO63005..... | 165 | SB37524..... | 456 | SK360035..... | 219 | SNDA75..... | 558 | SNSTB2-62500..... | 555 |
| RO69635NT..... | 166 | SB37532..... | 456 | SK360039..... | 219 | SNDA75..... | 558 | SNSTB2-62600..... | 555 |
| RU2700XL..... | 106 | SB37924..... | 456 | SK360040..... | 219 | SNDA75..... | 558 | SNSTB2-62700..... | 555 |
| RU2875XL..... | 106 | SB37948..... | 456 | SK360041..... | 219 | SNDA75..... | 558 | SNSTB2-62812..... | 555 |
| RU2950..... | 106 | SB38532..... | 456 | SK360042..... | 219 | SNDA75..... | 558 | SNSTB50100..... | 555 |
| RU4004..... | 106 | SB38624..... | 456 | SK360043..... | 219 | SNEDT22AP..... | 551 | SNSTB50334..... | 555 |
| RU4008..... | 106 | SB38632..... | 456 | SK360054..... | 219 | SNEDT22B..... | 551 | SNSTB50414..... | 555 |
| RVCT1-11..... | 342 | SB38648..... | 456 | SK360065..... | 219 | SNEDT22CKT..... | 551 | SNSTB50512..... | 555 |
| RVCT1-21..... | 342 | SB38678..... | 456 | SK360111..... | 220 | SNEDT22S..... | 551 | SNSTB50700..... | 555 |
| RVNSG..... | 340 | SFA2436..... | 446 | SK360130..... | 219 | SNEDT56AP..... | 551 | SNSTB50812..... | 555 |
| RVST11-2PGS-L..... | 354 | SFA2436..... | 446 | SK360140..... | 219 | SNEMN37B..... | 553 | SNSTB62100..... | 555 |
| RVST11-2PGS-XL..... | 354 | SFA2436..... | 446 | SK360146..... | 219 | SNEMN50..... | 553 | SNSTB62412..... | 555 |
| RVST11-2PGS-XXL..... | 354 | SFA2436..... | 446 | SK360147..... | 219 | SNENN2256..... | 553 | SNSTB62500..... | 555 |
| RVST11-2POS-L..... | 354 | SFA2436..... | 446 | SK360148..... | 219 | SNENN2256..... | 553 | SNSTB62600..... | 555 |
| RVST11-2POS-M..... | 354 | SFBLD38100..... | 433 | SK360149..... | 219 | SNETT10..... | 553 | SNSTB62700..... | 555 |
| RVST11-2POS-XL..... | 354 | SFBLD38100..... | 446 | SK360150..... | 219 | SNETT12..... | 553 | SNSTB62812..... | 555 |
| RVST11-2POS-XXL..... | 354 | SFBT2180..... | 448 | SK360193..... | 219 | SNETT4..... | 553 | SNSTB75100..... | 555 |
| RVS22-2ZGM-2XL..... | 355 | SFCM2436..... | 446 | SK360194..... | 219 | SNETT6..... | 553 | SNSTB75512..... | 555 |
| RVS22-2ZGM-L..... | 355 | SFCM2436BLUE..... | 446 | SK360195..... | 219 | SNETT8..... | 553 | SNSTB75614..... | 555 |
| RVS22-2ZGM-XL..... | 355 | SFCM3636..... | 446 | SK361011..... | 219 | SNETT8L..... | 553 | SNSTB75700..... | 555 |
| RVS22-2ZGM-2XL..... | 354 | SFCM3636BLUE..... | 446 | SK361014..... | 219 | SNETIGV22..... | 552 | SNSTB75812..... | 555 |
| RVS22-2ZGM-3XL..... | 354 | SFCM3636BLUE..... | 446 | SK361015..... | 219 | SNETILV22..... | 552 | SNSTB75812..... | 555 |
| RVS22-2ZGM-4XL..... | 354 | SFCM3636BLUE..... | 446 | SK361015..... | 219 | SNETS5010P..... | 554 | SNSTB75812..... | 555 |
| RVS22-2ZGM-L..... | 354 | SFCM3636BLUE..... | 446 | SK361051..... | 219 | SNETS506P..... | 554 | SNSTB75812..... | 555 |
| RVS22-2ZGM-M..... | 354 | SFCM3636BLUE..... | 446 | SK361051..... | 219 | SNETS506P..... | 554 | SNSTB75812..... | 555 |
| RVS22-2ZGM-XL..... | 354 | SFCM3636BLUE..... | 446 | SK361051..... | 219 | SNETS506P..... | 554 | SNSTB75812..... | 555 |
| RVS22-2ZGM-3XL..... | 354 | SFCM3636BLUE..... | 446 | SK361051..... | 219 | SNETS506P..... | 554 | SNSTB75812..... | 555 |
| RVS22-2ZGM-4XL..... | 354 | SFCM3636BLUE..... | 446 | SK361051..... | 219 | SNETS506P..... | 554 | SNSTB75812..... | 555 |
| RVS22-2ZGM-L..... | 354 | SFCM3636BLUE..... | 446 | SK361051..... | 219 | SNETS506P..... | 554 | SNSTB75812..... | 555 |
| RVS22-2ZGM-M..... | 354 | SFCM3636BLUE..... | 446 | SK361051..... | 219 | SNETS506P..... | 554 | SNSTB75812..... | 555 |
| RVS22-2ZGM-XL..... | 354 | SFCM3636BLUE..... | 446 | SK361051..... | 219 | SNETS506P..... | 554 | SNSTB75812..... | 555 |
| RVS22-2ZGM-3XL..... | 354 | SFCM3636BLUE..... | 446 | SK361051..... | 219 | SNETS506P..... | 554 | SNSTB75812..... | 555 |
| RVS22-2ZGM-4XL..... | 354 | SFCM3636BLUE..... | 446 | SK361051..... | 219 | SNETS506P..... | 554 | SNSTB75812..... | 555 |
| RVS22-2ZGM-L..... | 354 | SFCM3636BLUE..... | 446 | SK361051..... | 219 | SNETS506P..... | 554 | SNSTB75812..... | 555 |
| RVS22-2ZGM-M..... | 354 | SFCM3636BLUE..... | 446 | SK361051..... | 219 | SNETS506P..... | 554 | SNSTB75812..... | 555 |
| RVS22-2ZGM-XL..... | 354 | SFCM3636BLUE..... | 446 | SK361051..... | 219 | SNETS506P..... | 554 | SNSTB75812..... | 555 |
| RVS22-2ZGM-3XL..... | 354 | SFCM3636BLUE..... | 446 | SK361051..... | 219 | SNETS506P..... | 554 | SNSTB75812..... | 555 |
| RVS22-2ZGM-4XL..... | 354 | SFCM3636BLUE..... | 446 | SK361051..... | 219 | SNETS506P..... | 554 | SNSTB75812..... | 555 |
| RVS22-2ZGM-L..... | 354 | SFCM3636BLUE..... | 446 | SK361051..... | 219 | SNETS506P..... | 554 | SNSTB75812..... | 555 |
| RVS22-2ZGM-M..... | 354 | SFCM3636BLUE..... | 446 | SK361051..... | 219 | SNETS506P..... | 554 | SNSTB75812..... | 555 |
| RVS22-2ZGM-XL..... | 354 | SFCM3636BLUE..... | 446 | SK361051..... | 219 | SNETS506P..... | 554 | SNSTB75812..... | 555 |
| RVS22-2ZGM-3XL..... | 354 | SFCM3636BLUE..... | 446 | SK361051..... | 219 | SNETS506P..... | 554 | SNSTB75812..... | 555 |
| RVS22-2ZGM-4XL..... | 354 | SFCM3636BLUE..... | 446 | SK361051..... | 219 | SNETS506P..... | 554 | SNSTB75812..... | 555 |
| RVS22-2ZGM-L..... | 354 | SFCM3636BLUE..... | 446 | SK361051..... | 219 | SNETS506P..... | 554 | SNSTB75812..... | 555 |
| RVS22-2ZGM-M..... | 354 | SFCM3636BLUE..... | 446 | SK361051..... | 219 | SNETS506P..... | 554 | SNSTB75812..... | 555 |
| RVS22-2ZGM-XL..... | 354 | SFCM3636BLUE..... | 446 | SK361051..... | 219 | SNETS506P..... | 554 | SNSTB75812..... | 555 |
| RVS22-2ZGM-3XL..... | 354 | SFCM3636BLUE..... | 446 | SK361051..... | 219 | SNETS506P..... | 554 | SNSTB75812..... | 555 |
| RVS22-2ZGM-4XL..... | 354 | SFCM3636BLUE..... | 446 | SK361051..... | 219 | SNETS506P..... | 554 | SNSTB75812..... | 555 |
| RVS22-2ZGM-L..... | 354 | SFCM3636BLUE..... | 446 | SK361051..... | 219 | SNETS506P..... | 554 | SNSTB75812..... | 555 |
| RVS22-2ZGM-M..... | 354 | SFCM3636BLUE..... | 446 | SK361051..... | 219 | SNETS506P..... | 554 | SNSTB75812..... | 555 |
| RVS22-2ZGM-XL..... | 354 | SFCM3636BLUE..... | 446 | SK361051..... | 219 | SNETS506P..... | 554 | SNSTB75812..... | 555 |
| RVS22-2ZGM-3XL..... | 354 | SFCM3636BLUE..... | 446 | SK361051..... | 219 | SNETS506P..... | 554 | SNSTB75812..... | 555 |
| RVS22-2ZGM-4XL..... | 354 | SFCM3636BLUE..... | 446 | SK361051..... | 219 | SNETS506P..... | 554 | SNSTB75812..... | 555 |
| RVS22-2ZGM-L..... | 354 | SFCM3636BLUE..... | 446 | SK361051..... | 219 | SNETS506P..... | 554 | SNSTB75812..... | 555 |
| RVS22-2ZGM-M..... | 354 | SFCM3636BLUE..... | 446 | SK361051..... | 219 | SNETS506P..... | 554 | SNSTB75812..... | 555 |
| RVS22-2ZGM-XL..... | 354 | SFCM3636BLUE..... | 446 | SK361051..... | 219 | SNETS506P..... | 554 | SNSTB75812..... | 555 |
| RVS22-2ZGM-3XL..... | 354 | SFCM3636BLUE..... | 446 | SK361051..... | 219 | SNETS506P..... | 554 | SNSTB75812..... | 555 |
| RVS22-2ZGM-4XL..... | 354 | SFCM3636BLUE..... | 446 | | | | | | |



| | | | | | | | | | |
|---------------------------|-----|----------------------|-----|------------------------|-----|-------------------|-----|-------------------------|-----|
| SNTHD37300H..... | 556 | SO32-968..... | 633 | SOMASTIC-548..... | 439 | ST28-142..... | 273 | STISSB14..... | 627 |
| SNTHD37400H..... | 556 | SO32-968PP..... | 442 | SOMASTIC-55..... | 439 | ST28-500..... | 273 | STISSB24..... | 627 |
| SNTHD37500H..... | 556 | SO32-969..... | 442 | SOSEMI-MASTIC-42..... | 439 | ST28-510..... | 273 | STISSB26..... | 627 |
| SNTHD37500HMG..... | 556 | SO32-969..... | 633 | SOSEMI-MASTIC-460..... | 439 | ST30-456..... | 460 | STISSB36..... | 627 |
| SNTHD37600H..... | 556 | SO32-970..... | 442 | SOSEMI-MASTIC-5..... | 439 | ST30-825..... | 460 | STISSC600..... | 626 |
| SNTHD37600HMG..... | 556 | SO32-971..... | 442 | SOSEMI-MASTIC-55..... | 439 | ST33-312..... | 460 | STISSM106..... | 626 |
| SNTHD501200H..... | 556 | SO35-913..... | 440 | SOT10-12..... | 432 | ST33-525..... | 460 | STISSP100..... | 625 |
| SNTHD501300H..... | 556 | SO35-913-1/10..... | 440 | SOT12-12..... | 432 | ST33-692..... | 459 | STISSP4S..... | 625 |
| SNTHD501400H..... | 556 | SO45-471..... | 441 | SOT18-12..... | 432 | ST33-716..... | 460 | STISSP9S..... | 625 |
| SNTHD501500H..... | 556 | SO46-733..... | 441 | SOT24-12..... | 432 | ST33-725..... | 460 | STISS100..... | 625 |
| SNTHD50234RH..... | 556 | SO50150022..... | 441 | SOT36-12..... | 432 | ST33-730..... | 460 | STISS105..... | 625 |
| SNTHD50300H..... | 556 | SO50-990-1..... | 442 | SOT48-12..... | 432 | ST33-735..... | 460 | STISS120..... | 625 |
| SNTHD50400H..... | 556 | SO51335577..... | 434 | SOT8-12..... | 432 | ST33-740D..... | 460 | STISS129..... | 625 |
| SNTHD50500H..... | 556 | SO51378645..... | 436 | SOTThoroseal-10..... | 439 | ST33-799..... | 460 | STISSWBLU..... | 626 |
| SNTHD50500HMG..... | 556 | SO51656862..... | 437 | SOTThoroseal-30..... | 439 | ST33-800..... | 460 | STISSWRC..... | 626 |
| SNTHD50500HMG..... | 556 | SO51670854..... | 437 | SOTThoroseal-50..... | 439 | ST33-835..... | 460 | STISSWRC2..... | 626 |
| SNTHD50500HMG..... | 556 | SO51677691..... | 440 | SOTThoroseal-60..... | 439 | ST34-106..... | 460 | STISSWRED..... | 626 |
| SNTHD50500HMG..... | 556 | SO51677744..... | 440 | SQ015301-CH..... | 362 | ST34-129..... | 460 | STITC200..... | 629 |
| SNTHD50500HMG..... | 556 | SO51678592..... | 436 | SQ015301-CH..... | 668 | ST34-130..... | 460 | STITC300..... | 629 |
| SNTHD50500HMG..... | 556 | SO51679016..... | 436 | SQ015302-GR..... | 362 | ST42-465..... | 459 | STITC400..... | 629 |
| SNTHD50500HMG..... | 556 | SO51679069..... | 436 | SQ015302-GR..... | 668 | ST45-500..... | 458 | STIZ1005-892-CG..... | 629 |
| SNTHD50500HMG..... | 556 | SO51681772..... | 437 | SQ015303-LA..... | 362 | ST46-067..... | 459 | STL11462..... | 466 |
| SNTHD50600H..... | 556 | SO51703714..... | 443 | SQ015303-LA..... | 668 | ST46-071..... | 459 | STL25459..... | 466 |
| SNTHD50612H..... | 556 | SO51703714..... | 633 | SQ015304-OR..... | 362 | ST46-222..... | 458 | STL25462..... | 466 |
| SNTHD50800H..... | 556 | SO51703820..... | 443 | SQ015304-OR..... | 668 | ST47-480..... | 460 | STL25468..... | 466 |
| SNTHD62400H..... | 556 | SO51703820..... | 633 | SQ015305-FP..... | 362 | ST47-973..... | 305 | STOFAN212131..... | 593 |
| SNTHD62500H..... | 556 | SO51704032..... | 443 | SQ015305-FP..... | 668 | ST54-016..... | 291 | STOFAN214148..... | 593 |
| SNTHD62600H..... | 556 | SO51704032..... | 633 | SQ015308-LL..... | 362 | ST54-024..... | 291 | STOFAN238120..... | 593 |
| SNTHD62612H..... | 556 | SO51704138..... | 443 | SQ015308-LL..... | 668 | ST54-032..... | 291 | STOFAN238120EG..... | 593 |
| SNTHD62800H..... | 556 | SO51704138..... | 633 | SQ016040-LA..... | 362 | ST55-515..... | 283 | STOFAN238120R..... | 593 |
| SNTHD75100H..... | 556 | SO51704244..... | 443 | SQ016040-LA..... | 669 | ST57-532..... | 291 | STOFAN238120REG..... | 593 |
| SNTHD75100HMG..... | 556 | SO51704244..... | 633 | SQ016041-OR..... | 362 | ST57-533..... | 291 | STOFAN312131EG..... | 593 |
| SNTHD75182HMG..... | 556 | SO51704350..... | 443 | SQ016041-OR..... | 669 | ST57-534..... | 291 | STOFAN312162..... | 593 |
| SNTHD75400H..... | 556 | SO51704350..... | 633 | SQ016042-FP..... | 362 | ST62-502..... | 268 | STOFAN3131..... | 593 |
| SNTHD75500H..... | 556 | SO51704562..... | 443 | SQ016042-FP..... | 669 | ST68-012M..... | 268 | STOFAN3131EG..... | 593 |
| SNTHD75700H..... | 556 | SO51704562..... | 633 | SQ016043-LL..... | 362 | STCT109T..... | 284 | STOFAN314131..... | 593 |
| SNTHD75812H..... | 556 | SO51704668..... | 443 | SQ016043-LL..... | 669 | STHT77404..... | 465 | STOFAN314131EG..... | 593 |
| SNTHD75600H..... | 556 | SO51704668..... | 633 | SQ016046-GR..... | 362 | STIAS205..... | 626 | STOFAN314131HDG..... | 593 |
| SO01844-051..... | 435 | SO51704774..... | 443 | SQ016046-GR..... | 669 | STIAS205R..... | 626 | STOFAN314148..... | 593 |
| SO02-506-5..... | 435 | SO51704774..... | 633 | SQ060100-OR..... | 362 | STICD200..... | 629 | STOFAN3148..... | 593 |
| SO1001729..... | 438 | SO51704880..... | 443 | SQ060100-OR..... | 668 | STICD200K..... | 629 | STOFAN34112148HTEG..... | 593 |
| SO1005300..... | 436 | SO51704880..... | 633 | SQ060102-FP..... | 362 | STICD200M..... | 629 | STOFANA1138G..... | 593 |
| SO1005308..... | 435 | SO51707212..... | 436 | SQ060102-FP..... | 668 | STICD200X..... | 629 | STOFANAC7DREG45..... | 593 |
| SO1005314..... | 436 | SO51707265..... | 436 | SQ060106-LL..... | 362 | STICD300..... | 629 | STOFANB16200SS..... | 592 |
| SO1006488..... | 435 | SO51710498..... | 440 | SQ060106-LL..... | 668 | STICD300K..... | 629 | STOFANBMH18200SS..... | 592 |
| SO1006489..... | 435 | SO51710551..... | 440 | SQ060107-GR..... | 362 | STICD300M..... | 629 | STOFANCR1D..... | 592 |
| SO1007072..... | 440 | SO51719667..... | 439 | SQ060107-GR..... | 668 | STICD300X..... | 629 | STOFANCR2D..... | 592 |
| SO1020553..... | 438 | SO51719773..... | 440 | SR100100..... | 346 | STICD400..... | 629 | STOFANCR3D..... | 592 |
| SO11-495-5..... | 436 | SO51719826..... | 440 | SR100200..... | 346 | STICD400K..... | 629 | STOFANCR4D..... | 592 |
| SO128SPRAYMASTIC-534..... | 439 | SO51721310..... | 440 | SR100844..... | 346 | STICD400M..... | 629 | STOFANCR5D..... | 592 |
| SO128SPRAYMASTIC-55..... | 439 | SO51721363..... | 440 | SR105014..... | 346 | STICD400X..... | 629 | STOFANDA17B..... | 592 |
| SO17-160-5..... | 438 | SO53354453..... | 441 | SR106010..... | 346 | STICD600..... | 629 | STOFANDA17G..... | 592 |
| SO25013038..... | 438 | SO55395429..... | 440 | SR119044..... | 346 | STICD600K..... | 629 | STOFANDA21B..... | 592 |
| SO25013138..... | 434 | SO55395482..... | 440 | SR140096..... | 346 | STICD600M..... | 629 | STOFANDA21G..... | 592 |
| SO25013230..... | 434 | SO55395535..... | 440 | SR140171..... | 346 | STICD600X..... | 629 | STOFANDA25B..... | 592 |
| SO25013586..... | 438 | SO55395588..... | 440 | SR210010..... | 346 | STICS1628..... | 627 | STOFANDA25G..... | 592 |
| SO26-435-5..... | 438 | SO55395641..... | 440 | SR220010..... | 346 | STICS2436..... | 627 | STOFANN17G..... | 593 |
| SO30-484-5..... | 439 | SO55395694..... | 440 | SR230010..... | 346 | STICS3641..... | 627 | STPHT250C..... | 284 |
| SO30-485-051..... | 439 | SO55395747..... | 440 | SR762000..... | 346 | STIES100..... | 625 | STR120B-12..... | 463 |
| SO30-486-5..... | 439 | SO55395853..... | 440 | SR772000..... | 346 | STIES105..... | 625 | STR120JZ-6..... | 463 |
| SO32-957..... | 442 | SO55395906..... | 440 | SRB140074..... | 346 | STIES120..... | 625 | STR216RL-1..... | 463 |
| SO32-957..... | 633 | SO55395959..... | 440 | SRB250000..... | 346 | STIES129..... | 625 | STR216RL-2..... | 463 |
| SO32-957PP..... | 442 | SO55403273..... | 441 | SRB260000..... | 346 | STIEZD22..... | 627 | STR216RL-3..... | 463 |
| SO32-957PP..... | 633 | SO55403379..... | 441 | SRB270000..... | 346 | STIEZD33FWS..... | 628 | STR216RL-4..... | 463 |
| SO32-961..... | 442 | SO55405340..... | 435 | ST10-099..... | 272 | STIEZD44..... | 628 | STR216RL-5..... | 463 |
| SO32-961..... | 633 | SO57474990..... | 439 | ST10-151..... | 272 | STIEZD444MB..... | 628 | STR216RL-6..... | 463 |
| SO32-961PP..... | 442 | SO648CPKIT..... | 437 | ST10-481..... | 272 | STIEZD444..... | 628 | STR216XRL-1..... | 463 |
| SO32-961PP..... | 633 | SO648MASTIC-42..... | 439 | ST10-499..... | 272 | STIEZDP33FWS..... | 628 | STR36-12..... | 464 |
| SO32-962..... | 442 | SO648MASTIC-460..... | 439 | ST10-778..... | 272 | STIEZDP733GK..... | 627 | STR36-24..... | 464 |
| SO32-962..... | 633 | SO648MASTIC-5..... | 439 | ST10-779..... | 272 | STIEZG1644..... | 628 | STR36-6..... | 464 |
| SO32-963..... | 442 | SO648MASTIC-55..... | 439 | ST10-780..... | 273 | STIEZG844..... | 628 | STR37-12..... | 464 |
| SO32-963..... | 633 | SO668BCHOCK..... | 438 | ST10-813..... | 273 | STIFS100..... | 627 | STR37-24..... | 464 |
| SO32-963PP..... | 442 | SOEJF1240..... | 442 | ST11-301T..... | 273 | STIFS200..... | 627 | STR3734XFL-1..... | 463 |
| SO32-963PP..... | 633 | SOEJF1254..... | 442 | ST11-700..... | 273 | STIFS400..... | 627 | STR37-6..... | 464 |
| SO32-964..... | 442 | SOEJF1256..... | 442 | ST11-700A..... | 273 | STIFSR100..... | 627 | STR445AZ-12RL..... | 464 |
| SO32-964..... | 633 | SOEJF12568..... | 442 | ST11-700L..... | 273 | STIFSR200..... | 627 | STR445AZ-3RL..... | 464 |
| SO32-964PP..... | 442 | SOEJF144..... | 442 | ST11-718T..... | 274 | STIFSR400..... | 627 | STR445AZ-6RL..... | 464 |
| SO32-964PP..... | 633 | SOEJF1440..... | 442 | ST11-939..... | 274 | STILCC150..... | 626 | STR445AZ-9RL..... | 464 |
| SO32-965..... | 442 | SOEJF1454..... | 442 | ST11-939A..... | 274 | STILCC200..... | 626 | STR445BZ-12RL..... | 464 |
| SO32-965..... | 633 | SOEJF1456..... | 442 | ST15-206..... | 305 | STILCC300..... | 626 | STR445BZ-3RL..... | 464 |
| SO32-965PP..... | 442 | SOEJF14568..... | 442 | ST16-970..... | 305 | STILCC400..... | 626 | STR445BZ-6RL..... | 464 |
| SO32-965PP..... | 633 | SOEJF3440..... | 442 | ST16-975..... | 305 | STILCI300..... | 625 | STR445BZ-9RL..... | 464 |
| SO32-966..... | 442 | SOEJF3840..... | 442 | ST16-977..... | 305 | STILCI305..... | 625 | STR445DZ-12RL..... | 464 |
| SO32-966..... | 633 | SOEJF3854..... | 442 | ST16-978..... | 305 | STILCI320..... | 625 | STR445DZ-3RL..... | 464 |
| SO32-966PP..... | 442 | SOEJF3856..... | 442 | ST20-045..... | 305 | STILCI329..... | 625 | STR445DZ-6RL..... | 464 |
| SO32-966PP..... | 633 | SOEJF38568..... | 442 | ST20-065..... | 305 | STIRFG1..... | 628 | STR445DZ-9RL..... | 464 |
| SO32-967..... | 442 | SOKONDUCTOKURE..... | 437 | ST20-556..... | 305 | STIRTC350..... | 626 | STR579A..... | 464 |
| SO32-967..... | 633 | SOKURE200W-5..... | 437 | ST28-100..... | 273 | STISIL300..... | 625 | STR579A-12..... | 464 |
| SO32-967PP..... | 442 | SOKURE200W-55..... | 437 | ST28-139..... | 273 | STISNS120W..... | 626 | STR579A-8..... | 464 |
| SO32-967PP..... | 633 | SOMASTIC-5..... | 439 | ST28-140..... | 273 | STISNS129W..... | 626 | STR579B..... | 464 |
| SO32-968..... | 442 | SOMASTIC-50..... | 439 | ST28-141..... | 273 | STISNS205..... | 626 | STR579B-12..... | 464 |



Part Number Index

www.edgecs.com

| | | | | | | | | | |
|-----------------------|-----|---------------------|-----|---------------------|-----|----------------------|-----------------|--------------|-----|
| STR579B-8..... | 464 | SU783650..... | 237 | TA542761268..... | 421 | TPIACU-30-PO..... | 397 | TR11422..... | 126 |
| STR579C..... | 464 | SU783651..... | 167 | TA542761270..... | 421 | TPIACU-30-PO..... | 669 | TR11423..... | 126 |
| STR579C-12..... | 464 | SU783651..... | 216 | TA542761276..... | 421 | TPICF-12..... | 397 | TR11424..... | 126 |
| STR579C-8..... | 464 | SU783651..... | 237 | TA542761412..... | 421 | TPICF-12..... | 670 | TR11425..... | 126 |
| STR579D..... | 464 | SU783652..... | 167 | TA542761413..... | 421 | TPICF-20..... | 397 | TR11426..... | 126 |
| STR579D-12..... | 464 | SU783652..... | 216 | TA542761416..... | 421 | TPICF-20..... | 670 | TR11427..... | 126 |
| STR579D-8..... | 464 | SU783652..... | 237 | TA542761420..... | 421 | TPICPB 36-D..... | 397 | TR11428..... | 126 |
| STR579E..... | 464 | SU783700..... | 216 | TA542761427..... | 420 | TPICPB 36-D..... | 671 | TR11428..... | 126 |
| STR579E-12..... | 464 | SU783701..... | 216 | TA542761431..... | 420 | TPICPB 42-B..... | 396 | TR11430..... | 126 |
| STR579E-8..... | 464 | SU783702..... | 216 | TA542761433..... | 420 | TPICPB 42-B..... | 671 | TR11431..... | 126 |
| STR579F..... | 464 | SU783703..... | 216 | TA542774540..... | 420 | TPIEVAP36-1..... | 406 | TR11432..... | 126 |
| STR579F-12..... | 464 | SU784100..... | 172 | TA542774541..... | 420 | TPIEVAP36-1..... | 671 | TR11504..... | 124 |
| STR579F-8..... | 464 | SU784102..... | 172 | TA542774593..... | 419 | TPIEVAP36-3..... | 406 | TR11505..... | 124 |
| STR799A-12/300..... | 463 | SU784103..... | 172 | TA542774809..... | 420 | TPIEVAP36-3..... | 671 | TR11506..... | 124 |
| STR799A-6/150..... | 463 | SU784750..... | 167 | TA542774817..... | 420 | TPIEVAP48-2..... | 406 | TR11507..... | 124 |
| STR799A-8/200..... | 463 | SU784750..... | 237 | TA542774902..... | 420 | TPIEVAP48-2..... | 671 | TR11508..... | 124 |
| STR799AZ-24/600..... | 463 | SU784751..... | 167 | TA542775594..... | 420 | TPIF-24-TE..... | 398 | TR11509..... | 124 |
| STR799AZ-40/1000..... | 463 | SU784751..... | 237 | TA542775596..... | 420 | TPIF-24-TE..... | 670 | TR11510..... | 124 |
| STR92-6..... | 464 | SU785000..... | 171 | TA542775597..... | 420 | TPIFES-1024-1CA..... | 399 | TR11511..... | 124 |
| STR92-9..... | 464 | SU785100..... | 168 | TA542777005..... | 413 | TPIFES-1024-1CA..... | 662 | TR11512..... | 124 |
| STTR250..... | 284 | SU785100..... | 238 | TA542777987..... | 420 | TPIFHK-1324-3A..... | 398 | TR11513..... | 124 |
| STTRA704T..... | 284 | SU785101..... | 168 | TA542778735..... | 420 | TPIFHK-1348-3A..... | 398 | TR11514..... | 124 |
| STTRA705T..... | 284 | SU785101..... | 238 | TA542785111..... | 422 | TPIFHK-224-1A..... | 398 | TR11515..... | 124 |
| STTRA706T..... | 284 | SU786000..... | 173 | TA542785115..... | 422 | TPIFHK-248-1A..... | 398 | TR11516..... | 124 |
| STTRA708T..... | 284 | SU786001..... | 173 | TA542785118..... | 422 | TPIFHK-424-1A..... | 398 | TR11517..... | 124 |
| STTRA709T..... | 284 | SU786002..... | 173 | TA542785122..... | 422 | TPIFHK-448-1A..... | 398 | TR11518..... | 124 |
| SU779281..... | 173 | SU786003..... | 173 | TA542785125..... | 422 | TPIFHK-624-3A..... | 398 | TR11519..... | 124 |
| SU779911..... | 171 | SU786004..... | 173 | TA542785128..... | 422 | TPIFHK-648-3A..... | 398 | TR11520..... | 124 |
| SU779928..... | 171 | SU786005..... | 173 | TA542785130..... | 422 | TPHHPM-P..... | 406 | TR11521..... | 124 |
| SU780300..... | 167 | SU786006..... | 173 | TA542785150..... | 422 | TPHHPM-P..... | 672 | TR11522..... | 124 |
| SU780300..... | 236 | SU786007..... | 173 | TA542785152..... | 422 | TPHHPM-PCT..... | 406 | TR11523..... | 124 |
| SU780301..... | 167 | SU786008..... | 173 | TA542785154..... | 422 | TPHHPM-PCT..... | 672 | TR11524..... | 124 |
| SU780301..... | 236 | SU786009..... | 172 | TA542785156..... | 422 | TPIMB-24-DF..... | 397 | TR11525..... | 124 |
| SU780302..... | 167 | SU786010..... | 172 | TA542785157..... | 422 | TPIMB-24-DF..... | 671 | TR11526..... | 124 |
| SU780302..... | 236 | SU786011..... | 172 | TA542785160..... | 422 | TPIMB-30-DF..... | 397 | TR11527..... | 124 |
| SU780303..... | 167 | SU786012..... | 172 | TA542785162..... | 422 | TPIMB-30-DF..... | 671 | TR11528..... | 124 |
| SU780303..... | 236 | SU786013..... | 172 | TA542785165..... | 422 | TPIPAC-13..... | 406 | TR11529..... | 124 |
| SU780351..... | 168 | SU786014..... | 172 | TA580601..... | 420 | TPIPAC-13..... | 672 | TR11530..... | 124 |
| SU780351..... | 236 | SU786015..... | 172 | TA580735..... | 422 | TPIPAC-21..... | 406 | TR11531..... | 124 |
| SU780360..... | 170 | SU786016..... | 172 | TA580736..... | 422 | TPIPAC-21..... | 672 | TR11532..... | 124 |
| SU780362..... | 170 | SU786017..... | 172 | TA580737..... | 422 | TPIPAC-29..... | 406 | TR12201..... | 127 |
| SU780375..... | 169 | SU786018..... | 172 | TA580738..... | 422 | TPIPAC-29..... | 672 | TR12202..... | 127 |
| SU780376..... | 169 | SU786021..... | 172 | TA580761..... | 422 | TPIPAC-37..... | 406 | TR12203..... | 127 |
| SU780399..... | 170 | SU786024..... | 172 | TA580762..... | 422 | TPIPAC-37..... | 672 | TR12204..... | 127 |
| SU780429..... | 172 | SU786028..... | 172 | TA580763..... | 422 | TPIPAC-60..... | 406 | TR12205..... | 127 |
| SU780430..... | 172 | SU786030..... | 172 | TA581291..... | 420 | TPIPAC-60..... | 672 | TR12206..... | 127 |
| SU780441..... | 170 | SU786036..... | 172 | TA621679..... | 422 | TPIPACWS-22..... | 407 | TR12207..... | 127 |
| SU780443..... | 170 | SU786040..... | 172 | TA621715..... | 422 | TPIPACWS-22..... | 672 | TR12208..... | 127 |
| SU780454..... | 171 | TA22984..... | 418 | TA772180..... | 421 | TPIPB-36-B..... | 396 | TR12209..... | 127 |
| SU780455..... | 171 | TA23019..... | 418 | TA772182..... | 421 | TPIPB-36-B..... | 670 | TR12210..... | 127 |
| SU780471..... | 169 | TA23020..... | 418 | TA773204..... | 421 | TPIPB-36-D..... | 396 | TR12211..... | 127 |
| SU780472..... | 169 | TA23021..... | 418 | TA773236..... | 422 | TPIPB-36-D..... | 670 | TR12212..... | 127 |
| SU780502..... | 170 | TA23022..... | 418 | TA773238..... | 422 | TPIPB-42-B..... | 396 | TR12213..... | 127 |
| SU780518..... | 170 | TA23023..... | 419 | TA773240..... | 422 | TPIPB-42-B..... | 670 | TR12214..... | 127 |
| SU780650..... | 172 | TA23024..... | 419 | TA773242..... | 422 | TPIPB-42-D..... | 396 | TR12215..... | 127 |
| SU780935..... | 169 | TA23025..... | 419 | TC21010..... | 248 | TPIPB-42-D..... | 670 | TR12216..... | 127 |
| SU780941..... | 169 | TA23026..... | 419 | TC21501..... | 248 | TPIPB-48-B..... | 396 | TR12217..... | 127 |
| SU780942..... | 169 | TA23028..... | 419 | TC22500..... | 248 | TPIPB-48-B..... | 670 | TR12218..... | 127 |
| SU781000..... | 171 | TA23030..... | 419 | TC22510..... | 248 | TPIPB-48-D-OP..... | 396 | TR12219..... | 127 |
| SU781050..... | 170 | TA23033..... | 419 | TC22666..... | 248 | TPIPBS-36-B..... | 396 | TR12220..... | 127 |
| SU781060..... | 167 | TA24511211..... | 419 | TC23000..... | 248 | TPIPBS-36-B..... | 670 | TR12221..... | 127 |
| SU781060..... | 236 | TA25411111..... | 419 | TE1270..... | 231 | TPIPBS-36-D..... | 396 | TR12222..... | 127 |
| SU781061..... | 167 | TA25511111..... | 419 | TE138-2..... | 232 | TPIPBS-36-D..... | 670 | TR12223..... | 127 |
| SU781061..... | 236 | TA40S006..... | 418 | TE186..... | 232 | TPIPBS-42-B..... | 396 | TR12224..... | 127 |
| SU781062..... | 167 | TA40S10..... | 418 | TG9991110..... | 443 | TPIPBS-42-B..... | 670 | TR12225..... | 127 |
| SU781062..... | 236 | TA504-06-72-01..... | 423 | TNVDL-121836-1..... | 675 | TPIPBS-42-D..... | 396 | TR12226..... | 127 |
| SU781130..... | 171 | TA505-09-54-03..... | 413 | TNVDL-121836-3..... | 675 | TPIPBS-42-D..... | 670 | TR12227..... | 127 |
| SU781150..... | 171 | TA505-51-03-02..... | 423 | TNVDL-121836-A..... | 675 | TPIPBS-48-B..... | 396 | TR12228..... | 127 |
| SU781170..... | 171 | TA520031..... | 419 | TNVDL-121836-C..... | 675 | TPIPBS-48-B..... | 670 | TR12229..... | 127 |
| SU781235..... | 172 | TA520032..... | 419 | TNVDL-151836-1..... | 675 | TPIPBS-48-D-OP..... | 396 | TR12230..... | 127 |
| SU781240..... | 172 | TA541201736..... | 423 | TNVDL-151836-3..... | 675 | TPIPCH-48C..... | 399 | TR12231..... | 127 |
| SU781265..... | 171 | TA541201737..... | 423 | TNVDL-151836-A..... | 675 | TPIPHLA..... | - - - -TDP..... | TR12232..... | 127 |
| SU781275..... | 171 | TA541400067..... | 423 | TNVDL-151836-C..... | 675 | 399..... | | TR12233..... | 127 |
| SU781285..... | 171 | TA541400070..... | 423 | TNVSL-121872-1..... | 675 | TR11404..... | 126 | TR12234..... | 127 |
| SU781300..... | 169 | TA541404610..... | 423 | TNVSL-121872-3..... | 675 | TR11405..... | 126 | TR12235..... | 127 |
| SU781301..... | 169 | TA542750649..... | 422 | TNVSL-121872-A..... | 675 | TR11406..... | 126 | TR12236..... | 127 |
| SU781305..... | 169 | TA542750651..... | 422 | TNVSL-121872-C..... | 675 | TR11407..... | 126 | TR12237..... | 127 |
| SU781375..... | 169 | TA542750653..... | 422 | TNVSL-151872-1..... | 675 | TR11408..... | 126 | TR12238..... | 127 |
| SU781403..... | 169 | TA542750655..... | 422 | TNVSL-151872-3..... | 675 | TR11409..... | 126 | TR12239..... | 127 |
| SU781520..... | 170 | TA542750656..... | 422 | TNVSL-151872-A..... | 675 | TR11410..... | 126 | TR12240..... | 127 |
| SU781530..... | 170 | TA542750658..... | 422 | TNVSL-151872-C..... | 675 | TR11411..... | 126 | TR12241..... | 127 |
| SU782699..... | 168 | TA542750660..... | 422 | TNVSL-181872-1..... | 675 | TR11412..... | 126 | TR12242..... | 127 |
| SU782699..... | 237 | TA542750666..... | 421 | TNVSL-181872-2..... | 675 | TR11413..... | 126 | TR12243..... | 127 |
| SU783151..... | 170 | TA542750667..... | 421 | TNVSL-181872-A..... | 675 | TR11414..... | 126 | TR12244..... | 127 |
| SU783154..... | 170 | TA542751511..... | 419 | TNVSL-181872-B..... | 675 | TR11415..... | 126 | TR12245..... | 127 |
| SU783230..... | 168 | TA542751516..... | 419 | TP188TASA..... | 398 | TR11416..... | 126 | TR12246..... | 127 |
| SU783230..... | 237 | TA542756100..... | 413 | TP188TASA..... | 661 | TR11417..... | 126 | TR12247..... | 127 |
| SU783317..... | 168 | TA542756105..... | 413 | TP198TMC..... | 398 | TR11418..... | 126 | TR12248..... | 127 |
| SU783317..... | 237 | TA542756112..... | 413 | TP198TMC..... | 662 | TR11419..... | 126 | TR12249..... | 127 |
| SU783650..... | 167 | TA542756137..... | 413 | TPIACU-24-PO..... | 397 | TR11420..... | 126 | TR12250..... | 127 |
| SU783650..... | 216 | TA542756164..... | 413 | TPIACU-24-PO..... | 669 | TR11421..... | 126 | TR12251..... | 127 |

Spokane, WA 509-535-9841

Billings, MT 406-248-7196

Yakima, WA 509-248-1144

Gillette, WY 307-682-8522



| | | | | | | | | | |
|---------|-----|---------|-----|---------------|-----|---------------|-----|---------------|-----|
| TR12252 | 127 | TR57511 | 125 | TR71118 | 277 | UF11-603 | 287 | UT20F12PG-14' | 648 |
| TR12253 | 127 | TR57512 | 125 | TR71119 | 277 | UF11-614 | 286 | UT20F12PG-20' | 648 |
| TR12254 | 127 | TR57514 | 125 | TR71140 | 277 | UF11-710 | 287 | UT20F12PG-8' | 648 |
| TR12255 | 127 | TR57515 | 125 | TR71141 | 277 | UF11-730 | 287 | UT20P-2000-20 | 510 |
| TR12256 | 127 | TR57516 | 125 | TR71143 | 277 | UF11-752 | 287 | UT20P-2100-20 | 510 |
| TR12257 | 127 | TR57520 | 125 | TR71145 | 277 | UF11-961 | 291 | UT20PU-5853 | 511 |
| TR12258 | 127 | TR57524 | 125 | TR71146 | 277 | UF11-964 | 291 | UT21H12PG | 648 |
| TR12259 | 127 | TR57528 | 125 | TR71147 | 277 | UF11-969 | 291 | UT22F12PG | 648 |
| TR12260 | 127 | TR57532 | 125 | TR71497 | 277 | UF11-970 | 291 | UT22F12PG-30" | 648 |
| TR12504 | 124 | TR58508 | 125 | TR72280 | 276 | UF11-974 | 291 | UT24F12PG | 648 |
| TR12505 | 124 | TR58512 | 125 | TR72281 | 276 | UF11-979 | 291 | UT24F12PG-10' | 648 |
| TR12506 | 124 | TR58516 | 125 | TR72282 | 276 | UF11-988 | 291 | UT24H12PG | 648 |
| TR12508 | 124 | TR58520 | 125 | TR72283 | 276 | UF11-991 | 291 | UT808FL238C | 650 |
| TR12509 | 124 | TR58524 | 125 | TR72284 | 276 | UF11-993 | 291 | UT808XL238C | 650 |
| TR12510 | 124 | TR58528 | 125 | TR72285 | 276 | UF11-994 | 291 | UT848B-PG | 512 |
| TR12511 | 124 | TR58532 | 125 | TR72286 | 276 | UF12-095 | 287 | UT850FL175C | 650 |
| TR12512 | 124 | TR69547 | 276 | TR72287 | 276 | UF12-148 | 291 | UT850FL200C | 650 |
| TR12513 | 124 | TR69548 | 276 | TR72289 | 276 | UF12-149 | 291 | UT850FL45X | 650 |
| TR12514 | 124 | TR69549 | 276 | TR92833 | 126 | UF16-274 | 667 | UT850FL90X | 650 |
| TR12515 | 124 | TR69550 | 276 | TR92834 | 126 | UF16-345 | 667 | UT850XL175C | 650 |
| TR12516 | 124 | TR69551 | 276 | TR92835 | 126 | UF16-400 | 667 | UT850XL200C | 650 |
| TR12517 | 124 | TR69552 | 276 | TR92836 | 126 | UF16-404 | 667 | UT850XL45X | 650 |
| TR12518 | 124 | TR69553 | 276 | TR92837 | 126 | UF16-407 | 667 | UT850XL90X | 650 |
| TR12519 | 124 | TR69554 | 276 | TR92838 | 126 | UF16-815 | 667 | UTARC175 | 650 |
| TR12520 | 124 | TR69555 | 276 | TR92840 | 126 | UF16-936 | 288 | UTARC200 | 650 |
| TR12521 | 124 | TR69556 | 276 | TR92841 | 126 | UF16-936 | 668 | UTC8516-L-Z | 650 |
| TR12522 | 124 | TR69557 | 276 | TR92842 | 126 | UF20-369 | 287 | UTC8516-M-Z | 650 |
| TR12523 | 124 | TR69558 | 276 | TR92844 | 126 | UF20-369 | 287 | UTC8516-S-Z | 650 |
| TR12524 | 124 | TR69559 | 276 | TR92845 | 126 | UF20P-2200-20 | 510 | UTC8516-S-Z | 650 |
| TR12525 | 124 | TR69560 | 276 | TR92846 | 126 | UF24-516 | 288 | UTC8516-S-Z | 650 |
| TR12526 | 124 | TR69561 | 276 | TR92847 | 126 | UF30-134 | 287 | UTC8516-S-Z | 650 |
| TR12527 | 124 | TR69562 | 276 | TR92848 | 126 | UF30-648 | 286 | UTC8516-S-Z | 650 |
| TR12528 | 124 | TR69563 | 276 | TR92849 | 126 | UF4008300A | 654 | UTC8516-S-Z | 650 |
| TR12529 | 124 | TR69566 | 276 | TR92850 | 126 | UF4008500A | 654 | UTC8516-S-Z | 650 |
| TR12530 | 124 | TR69567 | 276 | TR92852 | 126 | UF40-107 | 288 | UTC8516-S-Z | 650 |
| TR12531 | 124 | TR69568 | 276 | TR92853 | 126 | UF40-184 | 290 | UTC8516-S-Z | 650 |
| TR12532 | 124 | TR69569 | 276 | TR92854 | 126 | UF40-191 | 289 | UTC8516-S-Z | 650 |
| TR13201 | 128 | TR69570 | 276 | TR92856 | 126 | UF41-126 | 289 | UTC8516-S-Z | 650 |
| TR13202 | 128 | TR69577 | 276 | TR92860 | 126 | UF44-000 | 290 | UTC8516-S-Z | 650 |
| TR13203 | 128 | TR69578 | 276 | TR92863 | 126 | UF44-106 | 290 | UTC8516-S-Z | 650 |
| TR13204 | 128 | TR69902 | 278 | TR92864 | 126 | UF44-124 | 289 | UTC8516-S-Z | 650 |
| TR13206 | 128 | TR69903 | 278 | TR92868 | 126 | UF44-363 | 289 | UTC8516-S-Z | 650 |
| TR13207 | 128 | TR69904 | 278 | TR92872 | 126 | UF45-000 | 289 | UTC8516-S-Z | 650 |
| TR13208 | 128 | TR69905 | 278 | TR92876 | 126 | UF45-106 | 289 | UTC8516-S-Z | 650 |
| TR13209 | 128 | TR69907 | 278 | TR92880 | 126 | UF45-160 | 289 | UTC8516-S-Z | 650 |
| TR13210 | 128 | TR69939 | 277 | TR92884 | 126 | UF45-161 | 290 | UTC8516-S-Z | 650 |
| TR13211 | 128 | TR69961 | 276 | TR92888 | 126 | UF45-520 | 289 | UTC8516-S-Z | 650 |
| TR13212 | 128 | TR69963 | 276 | TR92896 | 126 | UF45-530 | 289 | UTC8516-S-Z | 650 |
| TR13213 | 128 | TR71000 | 277 | TR98136 | 276 | UF45-657 | 289 | UTC8516-S-Z | 650 |
| TR13214 | 128 | TR71001 | 277 | TR98137 | 276 | UF46-141 | 289 | UTC8516-S-Z | 650 |
| TR13215 | 128 | TR71002 | 277 | TR98138 | 276 | UF47-023 | 290 | UTC8516-S-Z | 650 |
| TR13216 | 128 | TR71003 | 277 | TR98139 | 276 | UF47-024 | 290 | UTC8516-S-Z | 650 |
| TR13217 | 128 | TR71004 | 277 | TR98150 | 128 | UF47-138 | 290 | UTC8516-S-Z | 650 |
| TR13218 | 128 | TR71006 | 277 | TR98231 | 276 | UF53-102 | 290 | UTC8516-S-Z | 650 |
| TR13219 | 128 | TR71007 | 277 | TR98232 | 276 | UF53-103 | 290 | UTC8516-S-Z | 650 |
| TR13220 | 128 | TR71008 | 277 | TR98233 | 276 | UF53-127 | 290 | UTC8516-S-Z | 650 |
| TR13221 | 128 | TR71009 | 277 | TR98234 | 276 | UF63-000 | 288 | UTC8516-S-Z | 650 |
| TR13222 | 128 | TR71010 | 277 | TR98235 | 276 | UF63-107 | 288 | UTC8516-S-Z | 650 |
| TR13223 | 128 | TR71011 | 277 | TR98808 | 127 | UF63-122 | 288 | UTC8516-S-Z | 650 |
| TR13224 | 128 | TR71012 | 277 | TR98809 | 127 | UF63-133 | 288 | UTC8516-S-Z | 650 |
| TR13225 | 128 | TR71013 | 277 | TR98810 | 127 | UF63-141 | 288 | UTC8516-S-Z | 650 |
| TR13226 | 128 | TR71014 | 277 | TR98812 | 127 | UF64-430 | 288 | UTC8516-S-Z | 650 |
| TR44404 | 125 | TR71015 | 277 | TR98814 | 127 | UF64-582 | 288 | UTC8516-S-Z | 650 |
| TR44405 | 125 | TR71016 | 277 | TR98816 | 127 | UF66-158 | 287 | UTC8516-S-Z | 650 |
| TR44406 | 125 | TR71017 | 277 | TR98820 | 127 | UF77-306 | 222 | UTC8516-S-Z | 650 |
| TR44407 | 125 | TR71018 | 277 | TR98830 | 127 | UF77-315 | 222 | UTC8516-S-Z | 650 |
| TR44408 | 125 | TR71019 | 277 | TR99803 | 128 | UF78-005 | 287 | UTC8516-S-Z | 650 |
| TR44409 | 125 | TR71020 | 277 | TR99809 | 128 | UF79-770 | 290 | UTC8516-S-Z | 650 |
| TR44410 | 125 | TR71040 | 277 | TR99815 | 128 | UF83-154 | 287 | UTC8516-S-Z | 650 |
| TR44412 | 125 | TR71041 | 277 | TR99836 | 128 | UFC6PSP | 222 | UTC8516-S-Z | 650 |
| TR44414 | 125 | TR71043 | 277 | TR99856 | 128 | UFFFTKBCC | 222 | UTC8516-S-Z | 650 |
| TR44415 | 125 | TR71045 | 277 | TSUF-13 | 405 | UR20P-2530 | 510 | UTC8516-S-Z | 650 |
| TR44416 | 125 | TR71046 | 277 | TUBESAND | 668 | UT010T014 | 506 | UTC8516-S-Z | 650 |
| TR44417 | 125 | TR71047 | 277 | TWT0608 | 445 | UT014T018 | 506 | UTC8516-S-Z | 650 |
| TR44418 | 125 | TR71068 | 277 | TWT0810 | 445 | UT017N022 | 506 | UTC8516-S-Z | 650 |
| TR44419 | 125 | TR71100 | 277 | TWT1012 | 445 | UT018T022 | 506 | UTC8516-S-Z | 650 |
| TR44420 | 125 | TR71101 | 277 | TWT1216 | 445 | UT024N028 | 506 | UTC8516-S-Z | 650 |
| TR44421 | 125 | TR71102 | 277 | TWT1220 | 445 | UT026T030 | 506 | UTC8516-S-Z | 650 |
| TR44424 | 125 | TR71103 | 277 | TWT1620 | 445 | UT14F12PG | 648 | UTC8516-S-Z | 650 |
| TR44425 | 125 | TR71104 | 277 | TWT2030 | 445 | UT16D12-24-QP | 648 | UTC8516-S-Z | 650 |
| TR44426 | 125 | TR71105 | 277 | TWT2040 | 445 | UT16D12PG | 648 | UTC8516-S-Z | 650 |
| TR44427 | 125 | TR71107 | 277 | UC2-2414-0010 | 94 | UT16F12PG | 648 | UTC8516-S-Z | 650 |
| TR44428 | 125 | TR71108 | 277 | UC5-1215-0070 | 93 | UT16F12PG-20' | 648 | UTC8516-S-Z | 650 |
| TR44429 | 125 | TR71109 | 277 | UC5-6047-0010 | 93 | UT20D12-20-QP | 648 | UTC8516-S-Z | 650 |
| TR44432 | 125 | TR71110 | 277 | UCCSH-100 | 94 | UT20D12-24-QP | 648 | UTC8516-S-Z | 650 |
| TR57505 | 125 | TR71111 | 277 | UCEBS-125-D | 94 | UT20D12PG | 648 | UTC8516-S-Z | 650 |
| TR57506 | 125 | TR71112 | 277 | UCECO-50 | 94 | UT20D12PG-10' | 648 | UTC8516-S-Z | 650 |
| TR57507 | 125 | TR71113 | 277 | UF11-378 | 287 | UT20D12PG-12' | 648 | UTC8516-S-Z | 650 |
| TR57508 | 125 | TR71114 | 277 | UF11-600 | 286 | UT20F12PG | 648 | UTC8516-S-Z | 650 |
| TR57509 | 125 | TR71115 | 277 | UF11-601 | 286 | UT20F12PG-10' | 648 | UTC8516-S-Z | 650 |
| TR57510 | 125 | TR71116 | 277 | UF11-602 | 286 | UT20F12PG-12' | 648 | UTC8516-S-Z | 650 |



Part Number Index

www.edgecs.com

| | | | | | | | | | |
|-----------------|-----|------------|-----|--------------|-----|------------------|-----|------------------|-----|
| UTHHCS037225 | 494 | UTP1429 | 505 | UTP2675 | 501 | UTRT8UX-25C36C-G | 649 | VB57630 | 283 |
| UTHHCS037250 | 494 | UTP1430 | 505 | UTP2749 | 503 | UTRTSB-MPHDW | 649 | VB57736 | 283 |
| UTHHCS050094 | 494 | UTP1431 | 505 | UTP2750 | 503 | UTSB10-250300B-G | 649 | VB57748 | 283 |
| UTHHCS050119 | 494 | UTP1458 | 497 | UTP2751 | 503 | UTSB10-250TA-G | 649 | VB707M | 281 |
| UTHHCS050150 | 494 | UTP1499 | 497 | UTP2761 | 508 | UTSB10-300A-G | 649 | VB999 | 281 |
| UTHHCS050175 | 494 | UTP1546 | 497 | UTP2785 | 502 | UTSB10C-250A-G | 649 | VBABL18 | 282 |
| UTHHCS050200 | 494 | UTP1651AS | 501 | UTP2786 | 502 | UTSB10-CTA30-G | 649 | VBAP22 | 282 |
| UTHHCS050250 | 494 | UTP1657A | 501 | UTP2787 | 502 | UTSB10-CTA36-G | 649 | VB215 | 282 |
| UTHHSB25-300N-Z | 650 | UTP16F | 508 | UTP2815 | 501 | UTSB10-CTA42-G | 649 | VB215L | 282 |
| UTHHXN037 | 494 | UTP1704 | 509 | UTP2815D | 501 | UTSB10-CTA48-G | 649 | VBBC10 | 282 |
| UTHHXN050 | 494 | UTP1723 | 496 | UTP2860-10VY | 492 | UTSB8-250300B-G | 649 | VBBC12 | 282 |
| UTHLKW037 | 494 | UTP1726 | 496 | UTP2860-55VY | 492 | UTSB8-250TA-G | 649 | VBBC14 | 282 |
| UTHLKW050 | 494 | UTP1737 | 499 | UTP2863 | 494 | UTSB8C-250A-G | 649 | VBBC9 | 282 |
| UTHOCW025 | 492 | UTP1771 | 500 | UTP2864 | 494 | UTSB8-CTA30-G | 649 | VBBCSB10 | 282 |
| UTHOCW037 | 492 | UTP1773 | 500 | UTP2868 | 502 | UTSB8-CTA36-G | 649 | VBCF1 | 280 |
| UTLS410-050 | 504 | UTP1775 | 500 | UTP2894-37 | 502 | UTSB8-CTA42-G | 649 | VBCF1HC | 280 |
| UTLS500-050-120 | 504 | UTP1777 | 500 | UTP2894-50 | 502 | UTSB8-CTA48-G | 649 | VBCF21FG | 281 |
| UTM2950 | 508 | UTP1796S | 502 | UTP2900AL | 508 | UTSB9-250300B-G | 649 | VBCF3 | 280 |
| UTNW38 | 650 | UTP1843 | 504 | UTP2901AL | 508 | UTSB9-250TA-G | 649 | VBCFB1HCM | 281 |
| UTP1000 | 489 | UTP1873 | 495 | UTP2902AL | 508 | UTSB9-CTA30-G | 649 | VBCFB21HC | 281 |
| UTP1000HS | 489 | UTP1941 | 495 | UTP2903AL | 508 | UTSB9-CTA36-G | 649 | VBCFB2HCM | 281 |
| UTP1000T | 489 | UTP1950 | 496 | UTP2942 | 500 | UTSB9-CTA42-G | 649 | VBE18F | 281 |
| UTP1001 | 489 | UTP1964 | 494 | UTP2946 | 501 | UTSB9-CTA48-G | 649 | VBFS505 | 281 |
| UTP1001T | 489 | UTP1985S | 503 | UTP2947 | 501 | UTSCL316-1113 | 651 | VBFS505M | 281 |
| UTP1006-1420 | 493 | UTP1986S | 503 | UTP2950 | 504 | UTSCL316-1315 | 651 | VBFS99 | 281 |
| UTP1006T1420 | 493 | UTP2009 | 506 | UTP3000 | 489 | UTSCL316-1517 | 651 | VBFS999 | 281 |
| UTP1007 | 493 | UTP2010 | 506 | UTP3000T | 489 | UTSCL316-1719 | 651 | VBFS999ML | 281 |
| UTP1008 | 493 | UTP2020 | 506 | UTP3001 | 490 | UTSCL316-1921 | 651 | VBPN12DE | 283 |
| UTP1008T | 493 | UTP2024 | 505 | UTP3006-0832 | 493 | UTSCL316-35 | 651 | VBPN12G | 283 |
| UTP1009 | 493 | UTP2025 | 505 | UTP3006-1024 | 493 | UTSCL316-57 | 651 | VBPN15CE | 283 |
| UTP1010S | 493 | UTP2026 | 505 | UTP3006-1420 | 493 | UTSCL316-79 | 651 | VBR404L | 281 |
| UTP1010T | 493 | UTP2027 | 505 | UTP3007 | 493 | UTSCL316-911 | 651 | VBR999ML | 281 |
| UTP1012 | 493 | UTP2028 | 505 | UTP3008 | 493 | UTSCL316-CT | 651 | VBRB18 | 282 |
| UTP1012S | 493 | UTP2029 | 505 | UTP3009 | 493 | UTSPF200-050EG | 504 | VBRFC2 | 281 |
| UTP1023 | 493 | UTP2030 | 505 | UTP3010 | 493 | UTSPF400-050EG | 504 | VBRCM-2 | 281 |
| UTP1023S | 493 | UTP2031 | 505 | UTP3013 | 493 | UTTB3A-Z | 650 | VBRM2B | 282 |
| UTP1024S | 493 | UTP2032 | 505 | UTP3045 | 498 | UTTB3-Z | 650 | VBRM2W | 282 |
| UTP1026 | 496 | UTP2033 | 505 | UTP3184FPG | 492 | UTTL015-Z | 650 | VBSD48F | 282 |
| UTP1028 | 496 | UTP2034 | 505 | UTP3184PG | 492 | UTTL016-Z | 650 | VBTC16 | 280 |
| UTP1031 | 495 | UTP2035 | 505 | UTP3270 | 508 | UTTL017-Z | 650 | VBTT1FG | 281 |
| UTP1036 | 495 | UTP2037 | 505 | UTP3280 | 509 | UTTL018-Z | 650 | VBV5 | 282 |
| UTP1043A | 499 | UTP2038 | 505 | UTP3300 | 490 | UTTL019-Z | 650 | VG07 | 268 |
| UTP1045 | 498 | UTP2039 | 505 | UTP3300T | 490 | UTTL020-Z | 650 | VG08 | 268 |
| UTP1047 | 499 | UTP2042 | 505 | UTP3301 | 490 | UTTL092-Z | 650 | VG10CR | 267 |
| UTP1048 | 499 | UTP2046 | 505 | UTP3370X | 509 | UTTL094-Z | 650 | VG10R | 267 |
| UTP1062 | 494 | UTP2047 | 505 | UTP3380 | 509 | UTTL132-Z | 650 | VG10WR | 267 |
| UTP1063 | 494 | UTP2049 | 505 | UTP3663 | 509 | UTTL133-Z | 650 | VG11R | 267 |
| UTP1064 | 494 | UTP2051 | 505 | UTP3703 | 509 | UTTWA200-36-G | 648 | VG11SP | 267 |
| UTP1065 | 495 | UTP2053 | 505 | UTP3704 | 509 | UTTWA200-42-G | 648 | VG18R | 267 |
| UTP1066 | 495 | UTP2070 | 505 | UTP3712P | 492 | UTTWA200-48-G | 648 | VG18SP | 267 |
| UTP1067 | 495 | UTP2070-82 | 505 | UTP3712P | 509 | UTTWA250-36-G | 648 | VG2078108 | 266 |
| UTP1068 | 496 | UTP2072 | 500 | UTP4000 | 490 | UTTWA250-42-G | 648 | VG2078110 | 266 |
| UTP1075 | 501 | UTP2072A | 500 | UTP4000T | 490 | UTTWA250-48-G | 648 | VG2078112 | 266 |
| UTP1111 | 505 | UTP2073A | 500 | UTP4006-1420 | 493 | UTX2PC30 | 651 | VG2078116 | 266 |
| UTP1112 | 505 | UTP2073ASQ | 500 | UTP4008 | 493 | UTX2PC30-12 | 651 | VG2078120 | 266 |
| UTP1113 | 505 | UTP2097 | 497 | UTP4010 | 493 | UTX2PC30-18 | 651 | VG20R | 268 |
| UTP1114 | 505 | UTP2098 | 497 | UTP4012S | 493 | UTX2PC30-24 | 651 | VG20REP | 268 |
| UTP1115 | 505 | UTP2099 | 497 | UTP4045 | 498 | UTX2PC30-30 | 651 | VG21 | 268 |
| UTP1117 | 505 | UTP2101 | 498 | UTP4100 | 490 | UTX2PC30-36 | 651 | VG24R | 267 |
| UTP1118 | 505 | UTP2223 | 499 | UTP4100SL | 491 | UTX2PC30-42 | 651 | VG20EXT | 268 |
| UTP1119 | 505 | UTP2224 | 499 | UTP4100T | 491 | UTX2PC30-48 | 651 | VG4LN | 267 |
| UTP1120 | 505 | UTP2225 | 499 | UTP4280W | 507 | UTX2PC30-54 | 651 | VG4SP | 267 |
| UTP1121 | 505 | UTP2235 | 497 | UTP5000 | 491 | UTX2PC30-60 | 651 | VG4WR | 267 |
| UTP1123 | 505 | UTP2265 | 498 | UTP5000T | 491 | UTXDR3878-05-Z | 650 | VG51 | 268 |
| UTP1124 | 505 | UTP2324 | 495 | UTP5001 | 491 | UTXKB42520-G | 649 | VG52 | 268 |
| UTP1126 | 505 | UTP2341L | 499 | UTP5500 | 491 | UTXKBSM42520-G | 649 | VG5CR | 267 |
| UTP1186 | 498 | UTP2341R | 499 | UTP5500T | 491 | UTXKBW-1516 | 649 | VG5WR | 267 |
| UTP1211 | 505 | UTP2346 | 500 | UTP5501 | 491 | UTXPC30-ST | 651 | VG6LN | 267 |
| UTP1212 | 505 | UTP2380-2 | 493 | UTP5510 | 493 | UV32-000451-0000 | 363 | VG6R | 267 |
| UTP1213 | 505 | UTP2450 | 507 | UTP5560 | 498 | UV32-000455-0000 | 363 | VG6SP | 267 |
| UTP1214 | 505 | UTP2458 | 501 | UTP6006-0832 | 509 | UV32-000461-0000 | 363 | VG7CR | 267 |
| UTP1215 | 505 | UTP2471 | 494 | UTP6006-0836 | 509 | UVS0600X | 342 | VG7R | 267 |
| UTP1217 | 505 | UTP2473 | 499 | UTP6006-1024 | 509 | UVS0601X | 342 | VG7WR | 267 |
| UTP1272S | 503 | UTP2475 | 507 | UTP6006-1032 | 509 | UVS2500C | 341 | VG8R | 267 |
| UTP1280W | 507 | UTP2484 | 497 | UTP6006-1420 | 509 | UVS2504C | 341 | VG91 | 268 |
| UTP1281 | 496 | UTP2484W | 497 | UTP6026 | 509 | UVS3200X | 342 | VG92 | 268 |
| UTP1325 | 497 | UTP2485 | 504 | UTP6917 | 510 | UVS3201X | 342 | VG9LN | 267 |
| UTP1326 | 497 | UTP2486 | 504 | UTP7000 | 509 | UVS3202 | 342 | VG9R | 267 |
| UTP1346 | 497 | UTP2521-50 | 507 | UTP7006-1420 | 509 | UVS3203 | 342 | VG9SP | 267 |
| UTP1354 | 504 | UTP2535 | 507 | UTP8000EG | 502 | UVS3960C | 342 | VXD6316 | 443 |
| UTP1356 | 496 | UTP2536 | 507 | UTP8000PL | 502 | UVS468 | 343 | VZ15018-NSWB-C3 | 359 |
| UTP1376A | 498 | UTP2558-05 | 506 | UTP8001EG | 502 | UVS477 | 343 | VZ15028-HIWB-C7 | 359 |
| UTP1377 | 498 | UTP2558-07 | 506 | UTP8001PL | 502 | UVS487 | 342 | VZ15028-NSWB-C7 | 359 |
| UTP1379S | 503 | UTP2558-10 | 506 | UTP9000 | 492 | UVS501 | 342 | VZ42000-TB12 | 359 |
| UTP1380 | 495 | UTP2558-12 | 506 | UTP9200 | 493 | UVS6900X | 342 | VZ42133-TRU12HIP | 359 |
| UTP1380A | 495 | UTP2558-15 | 506 | UTPCR-050 | 511 | UVS6901X | 342 | W5B | 657 |
| UTP1382 | 497 | UTP2558-20 | 506 | UTPCR-075 | 511 | UVS6902 | 342 | W5BLID | 657 |
| UTP1386 | 503 | UTP2558-25 | 506 | UTPCR-100 | 511 | UVS6903 | 342 | WAR10040 | 232 |
| UTP1426 | 505 | UTP2558-30 | 506 | UTPCR-125 | 511 | VB222 | 282 | WAR10227 | 212 |
| UTP1427 | 505 | UTP2600 | 507 | UTPCR-150 | 511 | VB4 | 283 | WAR10329 | 232 |
| UTP1428 | 505 | UTP2626 | 496 | UTPCR-200 | 511 | VB57624 | 283 | WC | 445 |

Spokane, WA 509-535-9841

Billings, MT 406-248-7196



| | | | | | |
|-----------------|-----|------------------------|-----|--|--|
| WD10100..... | 644 | WEWNS2416..... | 215 | | |
| WD10110..... | 644 | WEWNS2420..... | 215 | | |
| WD110054..... | 644 | WEWNS2424..... | 215 | | |
| WD110078..... | 644 | WEWNS2512..... | 215 | | |
| WD110108..... | 644 | WEWNS2516..... | 215 | | |
| WE2008..... | 213 | WEWNS2520..... | 215 | | |
| WE2012..... | 213 | WEWNS2524..... | 215 | | |
| WE2016..... | 213 | WEWNS2612..... | 215 | | |
| WE2020..... | 213 | WEWNS2616..... | 215 | | |
| WE2024..... | 213 | WEWNS2620..... | 215 | | |
| WE2316..... | 213 | WL0390318401..... | 472 | | |
| WE2320..... | 213 | WL0390319601..... | 472 | | |
| WE2324..... | 213 | WL111105F..... | 472 | | |
| WE2328..... | 213 | WL111811..... | 472 | | |
| WE2330..... | 213 | WL111908..... | 472 | | |
| WE2332..... | 213 | WL12000HE..... | 395 | | |
| WE2408..... | 213 | WL175MH..... | 472 | | |
| WE2412..... | 213 | WL400MH..... | 472 | | |
| WE2416..... | 213 | WL500H..... | 472 | | |
| WE2420..... | 213 | WL52230..... | 472 | | |
| WE2424..... | 213 | WL62200..... | 472 | | |
| WE2428..... | 213 | WL62230..... | 472 | | |
| WE2432..... | 213 | WL85SF..... | 472 | | |
| WE2508..... | 213 | WLD052195..... | 472 | | |
| WE2512..... | 213 | WLD052197..... | 472 | | |
| WE2516..... | 213 | WLWL62270..... | 472 | | |
| WE2520..... | 213 | WT19999..... | 292 | | |
| WE2524..... | 213 | WT20000..... | 292 | | |
| WE2528..... | 213 | WT20003..... | 292 | | |
| WE2532..... | 213 | WT20015..... | 292 | | |
| WE2608..... | 213 | WT20020..... | 292 | | |
| WE2612..... | 213 | WT20025..... | 292 | | |
| WE2616..... | 213 | WT20030..... | 293 | | |
| WE2620..... | 213 | WT20035..... | 293 | | |
| WE2624..... | 213 | YA07001..... | 668 | | |
| WE2628..... | 213 | YA08009..... | 353 | | |
| WE2632..... | 213 | YA08009..... | 667 | | |
| WE2708..... | 213 | YA08011..... | 353 | | |
| WE2712..... | 213 | YA08011..... | 667 | | |
| WE2716..... | 213 | YA08013..... | 353 | | |
| WE2720..... | 213 | YA08013..... | 667 | | |
| WE2724..... | 213 | YA08015..... | 353 | | |
| WE2728..... | 213 | YA08015..... | 667 | | |
| WE2732..... | 213 | YMACC-WHEEL-KI-TC..... | 393 | | |
| WE3112..... | 213 | YMEF2000iS..... | 393 | | |
| WE3116..... | 213 | YMEF-2600..... | 392 | | |
| WE3120..... | 213 | YMEF30iSE..... | 392 | | |
| WE3124..... | 213 | YMYG-2800i..... | 392 | | |
| WE3128..... | 213 | YMYG-4000DX..... | 392 | | |
| WE3132..... | 213 | YMYG-5200DX..... | 392 | | |
| WE3136..... | 213 | YMYG-6600DEX..... | 392 | | |
| WE3139..... | 213 | YMYG-6600DX..... | 392 | | |
| WE3208..... | 213 | ZW4PL..... | 449 | | |
| WE3212..... | 213 | ZWCARRYBAG..... | 448 | | |
| WE3216..... | 213 | ZWFR2..... | 448 | | |
| WE3220..... | 213 | ZWKIT-20..... | 448 | | |
| WE3224..... | 213 | ZWSLP2..... | 449 | | |
| WE3228..... | 213 | ZWZIPDOOR..... | 449 | | |
| WE3232..... | 213 | ZWZIPPER..... | 449 | | |
| WE3236..... | 213 | | | | |
| WE3239..... | 213 | | | | |
| WEA2208..... | 214 | | | | |
| WEERT-N..... | 212 | | | | |
| WEERT-N..... | 221 | | | | |
| WEERT-W..... | 212 | | | | |
| WEERT-W..... | 221 | | | | |
| WEPJ-100..... | 215 | | | | |
| WEPJ-12P..... | 215 | | | | |
| WEPJ-18P..... | 215 | | | | |
| WEPJ-24P..... | 215 | | | | |
| WEPJ-6P..... | 215 | | | | |
| WEPJ-ERN..... | 215 | | | | |
| WEPJ-ERW..... | 215 | | | | |
| WEPJ-PC..... | 215 | | | | |
| WEPJ-PF..... | 215 | | | | |
| WEPJ-SBF..... | 215 | | | | |
| WEPJ-SBR..... | 215 | | | | |
| WEPJ-SN..... | 215 | | | | |
| WEPJ-WB..... | 215 | | | | |
| WESGR-09..... | 212 | | | | |
| WESGR-09..... | 221 | | | | |
| WESGR-13..... | 212 | | | | |
| WESGR-13..... | 221 | | | | |
| WESSP-47..... | 212 | | | | |
| WESSP-47..... | 221 | | | | |
| WESTB-09..... | 212 | | | | |
| WESTB-09..... | 221 | | | | |
| WESTB-13..... | 212 | | | | |
| WESTB-13..... | 221 | | | | |
| WEWNS 2624..... | 215 | | | | |
| WEWNS2412..... | 215 | | | | |



Jobsite Tool Up List

Office Supplies

- ☐ Batteries
- ☐ Broom
- ☐ Calendar
- ☐ Carpenter pencil
- ☐ Clock
- ☐ Dust Pan & Brush
- ☐ Flashlight
- ☐ Hand Cleaner
- ☐ Lumber Crayons
- ☐ Paper Towels
- ☐ Radios
- ☐ Sharpies
- ☐ Sweeping Compound
- ☐ Trash Bags
- ☐ Trash Cans
- ☐ Watchacallit Kit

Rental Equipment

- ☐ Cable Pullers
- ☐ Compaction
- ☐ Compressor
- ☐ Conduit Bender
- ☐ Core Drill
- ☐ Generator
- ☐ Hoists
- ☐ Lights
- ☐ Pipe Threading
- ☐ Pump Jacks
- ☐ Scaffold
- ☐ Scissor Lifts
- ☐ Span Planks
- ☐ Trash Pumps
- ☐ Vibrators
- ☐ Ladders

Winter

- ☐ Gloves
- ☐ Hand Warmers
- ☐ Heaters
- ☐ Hi-viz Jackets
- ☐ Ice Melt
- ☐ Roof Rake
- ☐ Traction Sand
- ☐ Snow Shovels
- ☐ Visqueen
- ☐ Wind Clips
- ☐ Yaktraks
- ☐ Hard Hat Liners
- ☐ Hoodies

Summer

- ☐ Bug Repellent
- ☐ Cooling Vest
- ☐ Cooling Bandana
- ☐ Cups & Holder
- ☐ Electrolytes
- ☐ Fans
- ☐ Pop-up Shade Tent
- ☐ Shaded Safety Glasses
- ☐ Wasp Spray
- ☐ Water Cooler
- ☐ Neck Napes
- ☐ Swamp Coolers
- ☐ Water
- ☐ Sunscreen

Hand Tools

- ☐ Files
- ☐ Hammers
- ☐ Levels
- ☐ Screwdrivers
- ☐ Shovels, Picks & Rakes
- ☐ Sockets
- ☐ Tape Measure
- ☐ Utility Knife & blades
- ☐ Wrenches
- ☐ Pencils
- ☐ Pliers
- ☐ Staplers

Lighting & Power Distribution

- ☐ Connectors
- ☐ Extension Cords
- ☐ Hanging Lights
- ☐ GFCI
- ☐ Light Bulbs
- ☐ String Lights
- ☐ Temporary Power Boxes
- ☐ Temporary Power Cords
- ☐ Work Lights

Safety Supplies

- ☐ Boots
- ☐ Bucket of Safety
- ☐ Caution Tape
- ☐ Debris Netting
- ☐ Eyewash Station
- ☐ Fire Extinguisher
- ☐ First-Aid Kit
- ☐ Flagging Tape
- ☐ Flashlight
- ☐ Gloves
- ☐ Hard Hats
- ☐ Hearing Protection
- ☐ Hi-viz Vests & Coats
- ☐ I-Beam Anchor
- ☐ Lanyards
- ☐ Masks
- ☐ Raingear
- ☐ Rebar Caps
- ☐ Respirators
- ☐ Retractable Lifelines
- ☐ Roof Anchors
- ☐ Safety Fencing
- ☐ Safety Glasses
- ☐ Safety Harness
- ☐ Safety Signs
- ☐ Spill Kit
- ☐ Traffic Cones
- ☐ Traffic Delineators
- ☐ Water Coolers

HVAC

- ☐ Safety Glasses
- ☐ Duct Cover
- ☐ Screws
- ☐ Snips
- ☐ Work Gloves
- ☐ Ball Peen Hammer
- ☐ Tape Measure
- ☐ Punch & Chisel Set
- ☐ Hacksaw
- ☐ Flashlight
- ☐ Vise grips
- ☐ Crescent Wrench
- ☐ Needle Nose Pliers
- ☐ Drill Bit Set
- ☐ Drill
- ☐ Utility Knife
- ☐ Meter
- ☐ Material Lifts

General Supplies

- ☐ Bolts, Nuts & Washers
- ☐ Brooms
- ☐ Carpet & Floor Protection
- ☐ Caulk
- ☐ Chain
- ☐ Chalk & Stringline
- ☐ Cold-galv Spray
- ☐ Cut-off Abrasive Wheels
- ☐ Drywall Screws
- ☐ Duct Tape
- ☐ Floor Protection
- ☐ Form Release
- ☐ Gas Cans
- ☐ Hose
- ☐ Jobsite Gang Boxes
- ☐ Ladders
- ☐ Locks
- ☐ Nails
- ☐ Non-Shrink Grout
- ☐ Rags
- ☐ Rope
- ☐ Shims
- ☐ Silt fence
- ☐ Slings & Shackles
- ☐ Spray Paint
- ☐ Tarps
- ☐ Tie wire
- ☐ Upside-Down Paint
- ☐ Utility/Demo Carts
- ☐ WD-40
- ☐ Wedge Anchors
- ☐ Wheel Barrow
- ☐ Cable Ties

Lead Abatement, Renovation & Hospital Jobs

- ☐ Negative Air Machines
- ☐ Sticky Mats
- ☐ Booties & Clean Suits
- ☐ Hepa Vacuum
- ☐ Zipwall Containment
- ☐ Respirators
- ☐ Dust Collection

Plumbers

- ☐ Pipe Stands
- ☐ Wrenches
- ☐ Threaders
- ☐ Portable Bandsaws
- ☐ Benders
- ☐ Soldering Supplies
- ☐ Purge Valves
- ☐ Drain Cleaners
- ☐ Tube Cutters
- ☐ Socket Set
- ☐ Snips
- ☐ Pliers
- ☐ Wrench Set
- ☐ Drill Bits
- ☐ Screwdrivers
- ☐ Nut Drive

Power Tools

- ☐ Cordless Drill & Bits
- ☐ Grinders & Abrasives
- ☐ Portable Band Saws
- ☐ Lasers
- ☐ Nailers (*Pneumatic or Cordless*)
- ☐ Staplers (*Pneumatic or Cordless*)
- ☐ Reciprocating Saw & Blades
- ☐ Circular Saw & Blades
- ☐ Cut off Saw & Blades
- ☐ Vacuum
- ☐ Portable Table Saw
- ☐ Rotohammer & Carbide Bits
- ☐ Generator
- ☐ Compressor

Electricians

- ☐ Benders
- ☐ Cordless Drills
- ☐ Hole Saws
- ☐ Klein Hand Tools
- ☐ Portable Band Saws
- ☐ Tuggers
- ☐ Unistrut

Fall Protection

- ☐ I-beam Anchors
- ☐ Lanyards
- ☐ Retractable Lifelines
- ☐ Roof Anchors
- ☐ Harness
- ☐ Rope Grabs
- ☐ Lifelines

www.edgecs.com

Construction CSI Specifications

Divisions Overview



Construction CSI Specification Divisions Overview.

Ask your Edge sales representative what products and information we can supply to meet your specification and submittal needs.

CSI standard formatting is used throughout the construction industry to format construction specifications in building contracts. The purpose of this industry standard format is to assist the user in locating specific types of information. The information contained in CSI's Master Format is organized in a standardized outline form within 16 (pre-2004) or 50 (post 2004) divisions. Each division contains a number of sections. Each section is divided into three parts—"general," "products," and "execution." Each part is organized by a standardized system of articles and paragraphs.

Post 2004 Master Format with 50 Divisions:

PROCUREMENT & CONTRACTING REQUIREMENTS GROUP:

Division 00 – Procurement & Contracting Requirements

SPECIFICATIONS GROUP:

General Requirements Subgroup

Division 01 – General Requirements

Facility Construction Subgroup

Division 02 – Existing Conditions

Division 03 – Concrete

Division 04 – Masonry

Division 05 – Metals

Division 06 – Wood, Plastics & Composites

Division 07 – Thermal & Moisture Protection

Division 08 – Openings

Division 09 – Finishes

Division 10 – Specialties

Division 11 – Equipment

Division 12 – Furnishings

Division 13 – Special Construction

Division 14 – Conveying Equipment

Division 15 to 19 – RESERVED FOR FUTURE EXPANSION

Facility Services Subgroup:

Division 20 – RESERVED FOR FUTURE EXPANSION

Division 21 – Fire Suppression

Division 22 – Plumbing

Division 23 – Heating Ventilating & Air Conditioning

Division 24 – RESERVED FOR FUTURE EXPANSION

Division 25 – Integrated Automation

Division 26 – Electrical

Division 27 – Communications

Division 28 – Electronic Safety & Security

Division 29 – RESERVED FOR FUTURE EXPANSION

Site & Infrastructure Subgroup:

Division 30 – RESERVED FOR FUTURE EXPANSION

Division 31 – Earthwork

Division 32 – Exterior Improvements

Division 33 – Utilities

Division 34 – Transportation

Division 35 – Waterway & Marine

Division 36 to 39 – RESERVED FOR FUTURE EXPANSION

Process Equipment Subgroup:

Division 40 – Process Integration

Division 41 – Material Processing & Handling Equipment

Division 42 – Process Heating, Cooling, & Drying Equipment

Division 43 – Process Gas & Liquid Handling, Purification &

Storage Equipment

Division 44 – Pollution Control Equipment

Division 45 – Industry-Specific Manufacturing Equipment

Division 46 – Water & Wastewater Equipment

Division 47 – RESERVED FOR FUTURE EXPANSION

Division 48 – Electrical Power Generation

Division 49 – RESERVED FOR FUTURE EXPANSION

Pre 2004 Format with 16 Divisions:

Division 1 – General Requirements

Division 2 – Sitework

Division 3 – Concrete

Division 4 – Masonry

Division 5 – Metals

Division 6 – Wood & Plastics

Division 7 – Thermal & Moisture Protection

Division 8 – Doors & Windows

Division 9 – Finishes

Division 10 – Specialties

Division 11 – Equipment

Division 12 – Furnishings

Division 13 – Special Construction

Division 14 – Conveying Systems

Division 15 – Mechanical



A

| A | |
|-------------------------|---|
| ABC | Associated Builders & Contractors |
| ABS | (acrylonitrile butadiene styrene) plastic pipe used for plumbing and other |
| AC | alternating current; electrical current which reverses direction at regular intervals due to a change in voltage which occurs at the same frequency. |
| A/C | air conditioning |
| accelerator | a concrete additive used to speed the curing time of freshly poured concrete |
| acoustical | refers to the study of sound transmission or features hung in buildings for aesthetic and sound reduction |
| adhesive | a bonding material used to join two materials together |
| AGC | Associated General Contractors of America |
| aggregate | a bonding material used to bond two materials together |
| AIA | American Institute of Architects |
| air handling unit (AHU) | a mechanical unite used for air conditioning or movement of air as in direct supply or exhaust of air within a structure |
| allowable load | maximum supportable load of any construction components |
| alternator | converts mechanical energy into electrical energy |
| AMP | ampere; electrical current unit |
| alloy steel | A mixture of ordinary steel added to other metals besides carbon with the specific purpose of attaining certain characteristics such as higher strength. A few exceptions to this definition exist, however, so that a chromium content above 4% is not considered alloy steel and above 12% is considered stainless steel. |
| aluminum | The most abundant metal in the earth, aluminum is blueish and silvery-white, very light, malleable, and ductile with high heat and electrical conductivity. It is non-magnetic and 1/3 the weight of steel with good corrosion resistance against certain chemicals and acids but weak resistance against other elements such as sea water. |
| ambient temperature | the temperature of the surroundings |
| ampacity | the amount of current (measured in Amps) that a conductor can carry without overheating |
| ampere (A) | unit of current measurement; the amount of current that will flow through a one ohm resistor when one volt is applied |
| anchor bolt | a J or L shaped steel rod threaded on one end for securing structural members to concrete or masonry |



| | |
|-----------------|---|
| anneal | To heat metal in order to lower its hardness. The term anneal refers to the heat treatment given all 300 series stainless and most 400 series stainless by a steel mill after the raw material has been completed but before fasteners are manufactured. Anneal also refers to the heat treatment given 400 series stainless fasteners after their manufacture (also called hardening and tempering) to lower hardness and increase toughness. For example, fasteners of 410 stainless may score over 200,000 psi after manufacture and be too brittle. By annealing at 1000 degrees F. tensile strength would decrease to 125,000-150,000 psi; annealing the same material to 500 degrees F. would bring tensile to 160,000-190,000 psi. |
| ANSI | American national Standards Institute |
| apprentice | one who is learning by practical experience under skilled workers a trade, art, or calling |
| arbor | an axle on which a cutting tool is mounted; it is a common term used in reference to the mounting of a circular saw blade |
| ASHRAE | American Society of Heating, Refrigerating, & Air-Conditioning Engineers |
| ASME | American Society of Mechanical Engineers |
| asphalt | the general term for a black material produced as a by-product of oil (asphalt) or coal (pitch or coal tar) |
| asphalt shingle | a composition-type shingle used on a roof and made of a saturated felt paper with ground-up pieces of stone embedded and held in place by asphalt |
| ASTM | American Society for Testing & Materials |
| AWG | American wire gauge |
| B | B |
| | Byte |
| | bit |
| | any deleterious material (sand, gravel and so on) used to fill an excavation |
| | a device that converts chemical energy into electrical current |
| | a horizontal framing member; may be made of steel or wood; usually refers to a wooden beam at least 5" thick & at least 2" wider than it is thick |
| | a wall having weight-bearing properties associated with holding up a building's roof or upper structure |
| | a tool that can be adjusted to any angle; it helps make cuts at the number of degrees that is desired |
| | an inclined piece of lumber applied to a wall or roof rafters to add structural strength |
| | The most common alloy of copper, brass is about 2/3 copper, 1/3 zinc. It is non-magnetic with good strength and toughness, high electrical conductivity, and an attractive lustrous finish. It has good corrosion resistance but not in salt water. Brass is commonly used by the electrical and communications industries, builders hardware, and some marine applications. |
| | |
| | |
| | |
| | |



C

| | |
|------------------------------|---|
| BTU | British thermal unit; measure of power |
| building codes | rules & regulations which are formulated in a code by a local housing authority or governing body |
| building permits | a series of permits that must be obtained for building |
| C | |
| cable | one or more insulated or non-insulated wires used to conduct electrical current |
| CAD | computer aided drafting |
| calcium chloride | a concrete admixture used for accelerating the cure time |
| carbon steel | Ordinary steel with no significant additions besides carbon. |
| casing | the trim that goes on around the edge of a door opening or window |
| CBC | California Building Code |
| caulk | any type of material used to seal walls, windows & doors to keep out the weather |
| cement | a material that when combined with water hardens from a chemical reaction; the basis for a concrete mix |
| cementitious | able to harden like cement |
| certificate of compliance | A certification that a fastener meets the description or standard to which it was sold. |
| CFM | cubic feet per minute; used to measure flow through HVAC systems & fans |
| chord | top or bottom member of a truss |
| circuit breaker | A device used to open and close a circuit by automatic means when a predetermined level of current flows through it. |
| CMU | concrete masonry unit |
| cold forming or cold working | When fasteners are produced without heating or small heat below the recrystallization temperature (so the raw material bond of stainless remains unchanged) by pressing metal wire against various dies at high speed to form a fastener's head or basic shape. Cold working causes an increase in tensile strength and hardness (known as work hardening) and a decrease in ductility. |
| concrete | a mixture of sand, gravel & cement in water |
| cross brace | wood or metal diagonal bracing used to assist in structural support between joists & beams |
| CSA | Canadian Standards Association |
| CU FT (ft ³) | cubic feet |
| CU IN (in ³) | cubic inches |
| CU YD (yd ³) | cubic yards |
| curtain wall | inside walls are often curtain walls; they don't carry loads from the roof or floor above them |

D

| | |
|---------------|--|
| D | |
| dado | a rectangular groove cut into a board across the grain |
| Damp-proofing | moisture protection; a surfacing used to coat and protect concrete and masonry from moisture penetration |
| DC | direct current; electrical current which flows in one direction only |
| DIA | diameter |



| | | |
|---|------------------|--|
| E | DOD | Department of Defense |
| | DOE | Department of Energy |
| | ductility | The ability of a fastener to deform before breaking (for example, an elastic would be more ductile than a diamond). Ductility is a measurement similar to elongation. |
| | ductwork | a system of pipes used to pass heated air along to all parts of a house; also used to distribute cold air for summer air conditioning |
| | DWG | drawing |
| | E | |
| | E | east |
| | EA | each |
| | earthwork | excavating and grading |
| | electromagnet | Coil of wire that exhibits magnetic properties when current passes through it. |
| | elevation | an exterior or interior orthographic view of a structure identifying the design and the materials to be used |
| | energy | The capacity to do work. |
| | estimator | someone who gathers information to provide an estimate or quote for a project or item to be manufactured |
| | EG | electro-galvanize |
| | EIT | Engineer In Training |
| F | ELEC | electric, electrical |
| | ELEV | elevation or elevator |
| | EMG | Evergreen Marketing Group |
| | F | |
| | F593, F594 | F593 is a specification for stainless hex head cap screws; F594 is for stainless steel nuts. Compared to regular stainless fasteners, F593 and F594 call for: a)tensile requirements about 20% higher than that of commercial 18-8 or stainless hex caps and nuts to MS specifications (MS35307-8, MS34649-50); b)both a minimum and a maximum tensile and hardness requirements while commercial and MS fasteners do not have a maximum; c)chemical requirements that are somewhat bizarre, eliminating many commonly used mixtures of 300 or 18-8 stainless while allowing others. |
| | fascia | a flat board covering the ends of rafters on the cornice or eaves; eave troughs are usually mounted to the fascia board |
| | fiber optics | A technology that uses light as a digital information carrier. |
| | fire stop | a framing member used to reduce the ability of a fire's spread |
| | firewall | any wall that is installed for the purpose of preventing the spread of fire |
| | foot-candle (fc) | The amount of light produced by a lamp measured in lumens divided by the areas that is illuminated |
| | footing | the bottom-most member of a foundation; supports the full load of the structure above |
| | foreman | a worker who supervises and directs other workers |



G

| | |
|--------------------|--|
| form | a temporary construction member used to hold permanent materials in place |
| foundation | the base on which a house or building rests |
| FT | feet |
| fuse | A protective device with a fusible element that opens the circuit by melting when subjected to excessive current. |
| G | |
| GA | gauge |
| GALV | galvanized |
| galvanic corrosion | An accelerated degree of corrosion occurring when two different metals are in contact with moisture, particularly sea water. All metals have what is termed a specific electric potential, so that low level electric current flows from one metal to another. A metal with a higher position in the galvanic series will corrode sacrificially rather than one with a lower position, meaning stainless, for example, will corrode before gold. The further apart the metals on the chart, the more electric current will flow and the more corrosion will occur. No serious galvanic action will occur by combining the same metals, only dissimilar ones. To prevent galvanic corrosion, use insulation, paint or coatings when separating dissimilar metals; or put the metal to be protected next to a metal which is not important in the assembly, so it can corrode sacrificially. |
| galvanize | a coating of zinc primarily used on sheet metal |
| gauge | the thickness of metal or glass sheet material |
| GFCI | Ground fault circuit interrupter. An electrical device which protects personnel by detecting hazardous ground faults & quickly disconnects power from the circuit. |
| girder | a support for joists at one end; usually placed halfway between the outside walls and runs the length of the building |
| glu-lam (GLB) | glue-laminated beam made from milled 2x lumber bonded together to form a beam |
| grade | an existing or finished elevation in earthwork; a sloped portion of a roadway; sizing of gravel and sand; the structural classification of lumber |
| grade pins | steel rods driven into the ground at each surveyor's hub; a string is stretched between them at the grade indicated on the survey stakes, or a constant distance above the grade |
| green | uncured or set concrete or masonry; freshly cut lumber |
| grounding | The connection of all exposed non-current carrying metal parts to the earth. |
| ground fault | A condition in which current from a hot power line is flowing to the ground. |
| gusset | a triangular or rectangular piece of wood or metal that is usually fastened to the joint of a truss to strengthen it; used primarily in making roof trusses |



| | | |
|---|------------------|---|
| H | gypsum | a chalk used to make wallboard; made into a paste, inserted between two layers of paper and allowed to dry; produces a plastered wall with certain fire-resisting characteristics |
| | H | |
| | heating element | A conductor wire that offers enough resistance to produce heat when connected to power. |
| | HGT/HT | height |
| | HDG | hot-dip galvanized |
| | HP | horsepower; measure of power |
| | HVAC | Heating, Ventilating and Air Conditioning. Term given to all heating and air conditioning systems; the mechanical portion of the CSI format, division 15 |
| | hydraulic cement | a cement that hardens under water; made by heating limestone and clay in a kiln and pulverizing the result |
| I | HWH | hot water heater |
| | I | |
| | IBC | International Building Code |
| | ICC | International Code Council |
| | ID | inside diameter |
| | IN | inches |
| | insulation | any material capable of resisting thermal, sound, or electrical transmission |
| | ISO | International Organization for Standardization |
| J | J | |
| | jam nut | A thinner nut that is "jammed" against another nut to prevent loosening. |
| | joist | a structural horizontal framing member used for floor and ceiling support systems |
| | journeyman | |
| K | K | |
| | key | a depression made in a footing so that the foundation or wall can be poured into the footing, preventing the wall or foundation from moving during changes in temperature or settling of the building |
| | KG | kilogram; unit of weight |
| | KM | kilometer; unit of distance |
| L | L | |
| | ledger | structural framing member used to support ceiling and roof joists at the perimeter walls |
| | level-transit | an optical device that is a combination of a level and a means for checking vertical and horizontal angles |
| | LGTH | length |
| | lithium ion | battery chemistry |
| | live load | any movable equipment or personal weight to which a structure is subjected |
| | load | the weight of a building |
| | lumen | The unit used to measure the total amount of light produced by a light source. |



M

| M | |
|------------------------------------|--|
| masonry | manufactured materials of clay (brick), concrete (CMU) and stone |
| mastic | an adhesive used to hold tiles in place; also refers to adhesives used to glue many types of materials in the building process |
| MAX | maximum |
| MECH | mechanical |
| mil | abbreviation for millimeters or million |
| mils | one thousandth of an inch |
| military specifications (MIL SPEC) | these are specifications that the military writes for the products it buys from the manufacturers |
| MISC | miscellaneous |
| moisture barrier | a material used for the purpose of resisting exterior moisture penetration |
| mortar | a concrete mix especially used for bonding masonry units |
| motor | A machine that develops torque on a shaft to produce work. |

N

| N | |
|--------|---|
| N | north |
| NAWIC | National Association of Women in Construction |
| NEBS | National Electrical Building Standards |
| NEC | National Electrical Code; contains safety rules for all types of electrical installations. |
| NFPA | National Fire Protection Association |
| ni-cad | The nickel-cadmium battery (commonly abbreviated NiCd or NiCad) is a type of rechargeable battery using nickel oxide hydroxide and metallic cadmium as electrodes |
| nylon | Light and low in strength compared to metal fasteners, nylon is non-magnetic, good for insulation, and corrosion resistant against many chemicals. |

O

| O | |
|---------------------|--|
| ohm | The unit of measurement of electrical resistance. One ohm of resistance will allow one ampere of current to flow through a pressure of one volt. |
| on center (OC) | the distance between the centers of two adjacent components |
| OD | outside diameter |
| overload protection | A device that prevents overloading a circuit or motor such as a fuse or circuit breaker. |

P

| P | |
|--------------|--|
| pad | in earthwork or concrete foundation work, the base materials used upon which to place the concrete footing and/or slab |
| parapet | an extension of an exterior wall above the line of the roof |
| partition | an interior wall separating two rooms or areas of building; usually non-bearing |
| PE | professional engineer or sometimes project engineer |
| penny | the unit of measure of the nails used by carpenters |
| PG | pre-galvanize |
| photovoltaic | Changing light into electricity. |



| | | |
|---|-----------------|--|
| Q | pillar | a pole or reinforced wall section used to support the floor and consequently the building |
| | plan view | a bird's eye view of a construction layout cut at 5' 0" above finish floor level |
| | PLT | plate |
| | PM | project manager |
| | Portland cement | one variety of cement produced from burning various materials such as clay, shale, and limestone, producing a fine gray powder; the basis of concrete and mortar |
| | post-tensioning | the application of stretching steel cables embedded in a concrete slab to aid in strengthening the concrete |
| | purlin | a horizontal framing member spanning between rafters |
| | PVC | polyvinyl chloride; a plastic material commonly used for pipe & plumbing fixtures |
| | Q | |
| | QTY | quantity |
| R | R | |
| | R values | the unit that measures the effectiveness of insulation; the higher the number, the better the insulation qualities of the materials |
| | rafter | in sloped roof construction, the framing member extending from the ridge or hip to the top plate |
| | rebar | a reinforcement steel rod in a concrete footing |
| | resistance | The opposition to the flow of current in an electrical circuit & is measured in Ohms. |
| S | S | |
| | S | south |
| | SAE | Society of Automotive Engineers |
| | scaffolding | A temporary structure on the outside of a building, made of wooden planks and metal poles, used by workers while building, repairing, or cleaning the building. |
| | schematic | a one-line drawing for electrical circuitry or isometric plumbing diagrams |
| | scissor lift | |
| | sealant | a material used to seal off openings against moisture and air penetration |
| | seismic design | construction designed to withstand earthquakes |
| | shear strength | Measured by the push or pull against the side of a fastener until the fastener breaks (for example, moving an object continually against the side of a screw that is protruding from a wall). As a rule of thumb, shear strength is two-thirds of tensile strength. Double sheer strength is applying a load against a fastener in two places causing the fastener to break into three pieces. |
| | shear wall | a wall construction designed to withstand shear pressure caused by wind or earthquake |
| | shoring | temporary support made of metal or wood used to support other components |



T

| | |
|------------------|--|
| sinker nail | a nail for laying subflooring; the head is sloped toward the shank but is flat on top |
| SPEC | specification |
| spreader | braces used across the top of concrete forms |
| SQ FT | square feet |
| SQ IN | square inches |
| SQ YD | square yards |
| STAFDA | Specialty Tools & Fasteners Distributors Association |
| stainless steel | With the addition of 12% chromium to iron, stainless steel is formed. The chromium protects the iron against most corrosion or red-colored rust; thus the term stainless steel. The ability of stainless to form a thin layer of protection on its outside surface, called a "passive film", is its most important characteristic is preventing corrosion. |
| STD | standard |
| string line | a nylon line usually strung tightly between supports to indicate both direction and elevation; used in checking grades or deviations in slopes or rises |
| structural steel | heavy steel members larger than 12 gauge identified by their shapes |
| strut | C-channel metal framing used in construction; comes in different configurations, gauges, and brands; typically used by sub-trades to hang piping and conduit |
| stud | the vertical boards (usually 2 x 4 or 2 x 6) that make up the walls of a building |

T

| | |
|------------------|--|
| tamp | to pack tightly; usually refers to making sand tightly packed or making concrete mixed properly in a form to get rid of air pockets that may form with a quick pouring |
| tap | to put internal threads in a hole or in a nut |
| tensile strength | A common measure to compare the strength of a fastener. It is the load needed to pull the fastener apart. |
| torque | Torque is the force used in twisting, such as tightening a fastener. Torsion strength is the amount of force needed to twist a fastener apart. Both measures consider the amount of pressure applied to the fastener and the length of the wrench used in the application. |
| TYP | typical |

U

U

| | |
|----|-------------------------|
| UL | Underwriters Laboratory |
|----|-------------------------|

V

V

| | |
|------------------|--|
| V | volt; the unit of measurement of electrical pressure (force). One volt will force one ampere of current to flow through a resistance of one Ohm. |
| vapor barrier | the same as a moisture barrier |
| vibratory roller | a self powered or towed compacting device which mechanically vibrates while it rolls |

W

W



| | | |
|---|----------------|---|
| | W | west |
| | waterproofing | preferably called moisture protection; materials used to protect below- and on-grade construction from moisture penetration |
| | water table | the amount of water that is present in any area; the moisture may be from rain or snow |
| | WT/WGT | weight |
| Y | Y | |
| | YD | yard |
| | yield | The resistance to a load pulling on the middle of a fastener until the fastener shows permanent deformation. |
| | yield strength | The amount of pressure required to cause permanent deformity. |
| Z | Z | |
| | Z | zinc |
| | zinc | non-corrosive metal used for galvanizing other metals |



Types of Fire Extinguishers

Today they are virtually standard equipment in a business or residence and are rated by the make up of the fire they will extinguish.

- Type A** To extinguish fires involving trash, cloth, paper & other wood or pulp based materials. The flames are put out by water based ingredients or dry chemicals.
- Type B** To extinguish fires involving greases, paints, solvents, gas & other petroleum based liquids. The flames are put out by cutting off oxygen & stopping the release of flammable vapors. Dry chemicals, foams & halon are used.
- Type C** To extinguish fires involving electricity. The combustion is put out the same way as with a type B extinguisher, but, most importantly, the chemical in a type C must be non-conductive to electricity in order to be safe and effective.
- Type D** To extinguish fires involving combustible metals. Please be advised to obtain important information from your local fire department on the requirements for type D fire extinguishers for your area.

Any combination of letters indicate that an extinguisher will put out more than one type of fire. A type BC will put out two types of fires. The size of the fire to be extinguished is shown by a number in front of the letter such as 100A.

Here are some basic guidelines to follow:

- By using a type ABC you will cover most basic fires.
- Use fire extinguisher with a gauge & ones that are constructed with metal. Also note if the unit is UL approved.
- Utilize more than one extinguisher & be sure that each unit is mounted in a clearly visible & accessible manner.
- After purchasing any fire extinguisher always review the basic instructions for its intended use. Never deviate from the manufacturers' guidelines. Following this simple procedure could end up saving lives.

Decibel Levels of Sounds

The definition of sound intensity is energy transmitted per one second over a square centimeter surface. Sounds are measured in decibels. A decibel (db) change of 1 is the smallest change detected by humans.

| Hearing Intensity | Decibel Level | Examples of Sounds |
|-------------------|---------------|--|
| Barely Audible | 0 | Dead silence |
| | | Audible hearing threshold |
| | 10 | Room (sound proof) |
| Very Light | 20 | Empty auditorium |
| | | Ticking of a stopwatch |
| | | Soft whispering |
| Audible light | 30 | People talking quietly |
| | 40 | Quiet street noise without autos |
| Medium | 45 | Telephone operator |
| Loud | 50 | Fax machine in office |
| | 60 | Close conversation |
| Loud | 70 | Stereo system |
| | | Computer printer |
| | 80 | Fire truck/ambulance siren |
| | | Cat/dog fight |
| Extremely Loud | 90 | Industrial machinery |
| | | High school marching band |
| Damage possible | 100 | Heavy duty grinder in a machine/welding shop |
| Damaging | 100+ | Begins ear damage |
| | 110 | Diesel engine of a train |
| | 120 | Lightning strike |
| | | 60 ton metal forming factory press |
| | 130 | 60 in fan in a bus vacuum system |
| | 140 | Commercial/military jet engine |
| Ear Drum | 194 | Space shuttle engines |
| shattering | 225 | 16 in guns on a battleship |

Sound Awareness & Safety

The typical range of human hearing is 30 hertz - 15000 hertz. Human hearing recognizes an increase of 20 decibels, such as a stereo sound level increase, as being four times as loud at the higher level than it was at the lower level.

| Awareness in Human Hearing | Decibel Change |
|----------------------------|----------------|
| Noticeably louder | 10 |
| Easily audible | 5 |
| Faintly audible | 3 |

Hearing Protection Levels

Because of the Occupational Safety & Health Act of 1970, hearing protection is mandatory if the following time exposures to decibel levels are exceeded because of possible damage to human hearing.

| Decibel Level | Time Exposure per Day |
|---------------|-----------------------|
| 115 | 15 min |
| 110 | 30 min |
| 105 | 1 hr |
| 102 | 1 1/2 hr |
| 100 | 2 hr |
| 97 | 3 hr |
| 95 | 4 hr |
| 92 | 6 hr |
| 90 | 8 hr |



LENGTH

| Centimeters | Inches | Feet | Yards | Meters | Chans | Kilometers | Miles |
|-------------|--------|---------|---------|--------|-----------|------------|------------|
| 1 | 0.3937 | 0.0328 | 0.01094 | 0.01 | 0.0004971 | 0.000005 | 6.214E-06 |
| 2.54 | 1 | 0.83333 | 0.02778 | 0.0254 | 0.001263 | 0.0000254 | 0.00001578 |
| 30.48 | 12 | 1 | 0.3333 | 3.048 | 0.01515 | 0.0003048 | 0.0001894 |
| 91.44 | 36 | 3 | 1 | 0.9144 | 0.04545 | 0.0009144 | 0.0005682 |
| 100 | 39.37 | 3.281 | 1.0936 | 1 | 0.04971 | 0.001 | 0.0006214 |
| 2012 | 792 | 66 | 22 | 20.12 | 1 | 0.02012 | 0.012502 |
| 100000 | 39370 | 3281 | 1093.6 | 1000 | 49.71 | 1 | 0.6214 |
| 160934 | 63360 | 5280 | 1760 | 1609 | 80 | 1.609 | 1 |

AREA

| Square Inches | Square Feet | Square Yards | Square Meters | Square Chains | Acres | Square Miles | Square Kilometer |
|---------------|-------------|--------------|---------------|---------------|------------|--------------|------------------|
| 1 | 0.006944 | 0.0007716 | 0.0006452 | 1.594E-06 | 1.595E-07 | 2.491E-10 | 6.45E-10 |
| 144 | 1 | 0.1111 | 0.0929 | 0.0002296 | 0.00002296 | 3.587E-08 | 9.29E-08 |
| 1296 | 9 | 1 | 0.8361 | 0.002066 | 0.0002066 | 3.228E-07 | 1.00E-06 |
| 1550 | 10.56 | 1.196 | 1 | 0.002471 | 0.0002471 | 3.861E-07 | 2.50E-06 |
| 39204 | 272.25 | 30.25 | 25.29 | 0.0625 | 0.00625 | 9.766E-06 | 2.50E-06 |
| 627264 | 4356 | 484 | 404.7 | 1 | 0.1 | 0.0001562 | 0.0004047 |
| 6272640 | 43560 | 4840 | 4047 | 10 | 1 | 0.001562 | 0.004047 |
| 4014489600 | 27878400 | 3097600 | 2589988 | 6400 | 640 | 1 | 2.59 |
| 1.55E+09 | 1.08E+07 | 1195990 | 1000000 | 2471 | 247.1 | 0.3861 | 1 |

MASS/WEIGHT

| Kilograms | Ounces | | Pounds | | Tons | | |
|-----------|----------|-------------|-----------|-------------|------------|------------|------------|
| | T&A | Avoirdupois | T&A | Avoirdupois | Short | Long | Metric |
| 1 | 32.15 | 35.27 | 2.6792 | 2.205 | 0.001102 | 0.0009842 | 0.001 |
| 0.0000648 | 0.002083 | 0.002286 | 0.0001736 | 0.0001429 | 7.143E-08 | 6.378E-08 | 6.48E-08 |
| 0.0311 | 1 | 1.09714 | 0.08333 | 0.06857 | 0.00003429 | 0.00003061 | 0.000031 |
| 0.02835 | 0.9115 | 1 | 0.07595 | 0.0625 | 0.00003125 | 0.0000279 | 0.00002835 |
| 0.3732 | 12 | 13.17 | 1 | 0.8229 | 0.0004114 | 0.0003673 | 0.0003732 |
| 0.4536 | 14.58 | 16 | 1.215 | 1 | 0.0005 | 0.0004464 | 0.00045636 |
| 907.2 | 29167 | 32000 | 2431 | 2000 | 1 | 0.8929 | 0.9072 |
| 1016 | 32667 | 35840 | 2722 | 2240 | 1.12 | 1 | 1.016 |
| 1000 | 32151 | 35274 | 2679 | 2205 | 1.102 | 0.9842 | 1 |

VOLUME AND CAPACITY

| Cubic Inches | Cubic Feet | Cubic Yards | US Fluid Ounces | UK Fluid Ounces | US Quarts | | US Gallons | US Bushels | Liters |
|--------------|------------|-------------|-----------------|-----------------|-----------|---------|------------|------------|---------|
| | | | | | Liquid | Dry | | | |
| 1 | 0.0005787 | 0.00002143 | 0.5541 | 0.57670728 | 0.01732 | 0.01488 | 0.004329 | 0.000465 | 0.01639 |
| 1728 | 1 | 0.03704 | 957.5 | 996.566 | 29.92 | 25.71 | 7.481 | 0.8036 | 28.32 |
| 466566 | 27 | 1 | 25853 | 26907.8024 | 807.9 | 964.3 | 202.2 | 21.7 | 764.6 |
| 1.805 | 0.00104 | 0.00003868 | 1 | 1.0408 | 0.03125 | 0.02686 | 0.007812 | 0.0008392 | 0.02957 |
| 57.75 | 0.303342 | 0.001238 | 32 | 33.3056 | 1 | 0.8594 | 0.25 | 0.2686 | 0.9464 |
| 67.2 | 0.03889 | 0.00144 | 37.24 | 38.759392 | 1.164 | 1 | 0.2909 | 0.03125 | 1.01 |
| 231 | 0.1337 | 0.004951 | 128 | 133.2224 | 4 | 3.437 | 1 | 0.1074 | 3.785 |
| 2150 | 1.244 | 0.04609 | 1192 | 1240.6336 | 37.24 | 32 | 9.309 | 1 | 35.24 |
| 61.02 | 0.03531 | 0.001308 | 33.81 | 35.189448 | 1.057 | 0.9081 | 0.2642 | 0.02838 | 1 |

TEMPERATURE

| Fahrenheit | | Celsius | Fahrenheit | | Celsius |
|------------|---|---------|------------|---|---------|
| -40 | = | -40 | 40 | ≈ | 4.4 |
| -20 | ≈ | -28.9 | 50 | = | 10 |
| -10 | ≈ | -23.3 | 60 | ≈ | 15.6 |
| 0 | ≈ | -17.8 | 70 | ≈ | 21.1 |
| 10 | ≈ | -12.2 | 80 | ≈ | 26.7 |
| 20 | ≈ | -6.7 | 90 | ≈ | 32.2 |
| 30 | ≈ | -1.1 | 100 | ≈ | 37.8 |
| 32 | = | 0 | 212 | = | 100 |



Conversion Tables

Page 2 of 3

www.edgecs.com

DENSITY

| Grams/ml | Lb/cu.in | Lb/cu.ft. | Short tons/cu.yd | Lb/US Gallon |
|----------|-----------|-----------|------------------|--------------|
| 1 | 0.03613 | 62.43 | 0.8428 | 8.345 |
| 27.68 | 1 | 1728 | 23.33 | 231 |
| 0.01602 | 0.0005787 | 1 | 0.0135 | 0.1337 |
| 1.187 | 0.04287 | 74.07 | 1 | 9.902 |
| 0.1198 | 0.004329 | 7.481 | 0.101 | 1 |

THERMAL CONDUCTANCE

| Calories/sec /sq. cm/°C | Watts/sq. cm/°C | Calories/ hr/sq. cm/°C | Btu/hr/sq. ft./°F | Btu/day/ sq.ft./°F |
|-------------------------|-----------------|------------------------|-------------------|--------------------|
| 1 | 4.1868 | 3600 | 7373 | 176962 |
| 0.2388 | 1 | 860 | 1761 | 42267 |
| 0.0002778 | 0.001163 | 1 | 2.048 | 49.16 |
| 0.0001356 | 0.0005678 | 0.4882 | 1 | 24 |
| 5.651E-06 | 0.00002366 | 0.02034 | 0.04167 | 1 |

THERMAL CONDUCTIVITY

| Calories/ sec/sq.cm/c m/°C | Watts/sq. cm./cm/°C | Calories/ hr/sq.cm/ cm/°C | Btu/hr/sq. ft./ft/°F | Btu/day/ sq.ft./in/°F |
|----------------------------|---------------------|---------------------------|----------------------|-----------------------|
| 1 | 4.1868 | 3600 | 241.9 | 69670 |
| 0.2388 | 1 | 860 | 57.79 | 16641 |
| 0.0002778 | 0.001163 | 1 | 0.0672 | 19.35 |
| 0.004134 | 0.01731 | 14.88 | 1 | 288 |
| 0.00001435 | 0.00006009 | 0.05167 | 0.00347 | 1 |

HEAT FLOW

| Calories/ sec/sq.cm | Watts/sq. cm | Calories/ hr/sq.cm | Btu/hr/sq.ft | Btu/day/ sq.ft |
|---------------------|--------------|--------------------|--------------|----------------|
| 1 | 4.1868 | 3600 | 13272 | 318531 |
| 0.2388 | 1 | 860 | 3170 | 76081 |
| 0.0002778 | 0.001163 | 1 | 3687 | 88.48 |
| 0.00007535 | 0.0003154 | 0.2712 | 1 | 24 |
| 3.139E-06 | 0.00001314 | 0.0113 | 0.04167 | 1 |

PRESSURE

| Pascals N/m ² | Newtons/ sq.m | Bars 10 ⁵ N/m ² | Pounds/ in ² | Atmospheres | Columns of Mercury at 0 °C | | Columns of Water at 15 °C | |
|-----------------------------|------------------|--|-------------------------|-------------|----------------------------|----------|---------------------------|---------|
| | | | | | cm | in | cm | in |
| 1 | 1 | 0.00001 | 0.000145 | 0.00001 | 0.00075 | 0.000295 | 0.1021 | 0.00402 |
| 100000 | 100000 | 1 | 14.504 | 0.9869 | 75.01 | 29.53 | 1020.7 | 401.8 |
| 6849.8 | 6849.8 | 0.068948 | 1 | 0.6805 | 5.171 | 2.036 | 70.37 | 27.307 |
| 10132 | 10132 | 1.0132 | 14.696 | 1 | 76 | 29.92 | 1034 | 407.1 |
| 13595 | 13595 | 0.0136 | 0.1934 | 0.01316 | 1 | 0.3937 | 0.1361 | 5.357 |
| 3386 | 3386 | 0.03386 | 0.4912 | 0.03342 | 2.549 | 1 | 34.56 | 13.61 |
| 9798 | 9798 | 0.09798 | 0.01421 | 0.000967 | 0.07349 | 0.02893 | 1 | 0.3937 |
| 248.9 | 248.9 | 0.02489 | 0.03609 | 0.002456 | 0.1867 | 0.07349 | 2.54 | 1 |

POWER

| Horsepower | Watts | BTU/MIN | BTU/HR | Calories/Min | Ft Lbs/Min |
|------------|---------|---------|--------|--------------|------------|
| 1 | 745 | 42.4 | 2544.4 | 10680 | 33,000 |
| 0.001341 | 1 | 0.05692 | 3.415 | 14.35 | 44.25 |
| 0.00039267 | 0.29281 | 0.01667 | 1 | 4.2 | 12.96 |

ENERGY

| Joules | BTU | Calories | Ft Lbs | Kg Calorie | Killowatt Hr | Watt Second |
|--------|-------|----------|--------|------------|--------------|-------------|
| 100 | 0.095 | 23 | 74 | 0.023 | 0.000027 | 100 |



| Fraction (in) | Decimal (in) | mm |
|---------------|--------------|--------|
| 1/64 | 0.015625 | 0.397 |
| 1/32 | 0.031250 | 0.794 |
| 3/64 | 0.046875 | 1.191 |
| 1/16 | 0.062500 | 1.588 |
| 5/64 | 0.078125 | 1.984 |
| 3/32 | 0.093750 | 2.381 |
| 7/64 | 0.109375 | 2.778 |
| 1/8 | 0.125000 | 3.175 |
| 9/64 | 0.140625 | 3.572 |
| 5/32 | 0.156250 | 3.969 |
| 11/64 | 0.171875 | 4.366 |
| 3/16 | 0.187500 | 4.763 |
| 13/64 | 0.203125 | 5.159 |
| 7/32 | 0.218750 | 5.556 |
| 15/64 | 0.234375 | 5.953 |
| 1/4 | 0.250000 | 6.350 |
| 17/64 | 0.265625 | 6.747 |
| 9/32 | 0.281250 | 7.144 |
| 19/64 | 0.296875 | 7.541 |
| 5/16 | 0.312500 | 7.938 |
| 21/64 | 0.328125 | 8.334 |
| 11/32 | 0.343750 | 8.731 |
| 23/64 | 0.359375 | 9.128 |
| 3/8 | 0.375000 | 9.525 |
| 25/64 | 0.390625 | 9.922 |
| 13/32 | 0.406250 | 10.319 |
| 27/64 | 0.421875 | 10.716 |
| 7/16 | 0.437500 | 11.113 |
| 29/64 | 0.453125 | 11.509 |
| 15/32 | 0.468750 | 11.906 |
| 31/64 | 0.484375 | 12.303 |
| 1/2 | 0.500000 | 12.700 |
| 33/64 | 0.515625 | 13.097 |
| 17/32 | 0.531250 | 13.494 |
| 35/64 | 0.546875 | 13.891 |
| 9/16 | 0.562500 | 14.288 |
| 37/64 | 0.578125 | 14.684 |
| 19/32 | 0.593750 | 15.081 |
| 39/64 | 0.609375 | 15.478 |
| 5/8 | 0.625000 | 15.875 |
| 41/64 | 0.640625 | 16.272 |
| 21/32 | 0.656250 | 16.669 |
| 43/64 | 0.671875 | 17.066 |
| 11/16 | 0.687500 | 17.463 |
| 45/64 | 0.703125 | 17.859 |
| 23/32 | 0.718750 | 18.256 |
| 47/64 | 0.734375 | 18.653 |
| 3/4 | 0.750000 | 19.050 |
| 49/64 | 0.765625 | 19.447 |
| 25/32 | 0.781250 | 19.844 |
| 51/64 | 0.796875 | 20.241 |
| 13/16 | 0.812500 | 20.638 |
| 53/64 | 0.828125 | 21.034 |
| 27/32 | 0.843750 | 21.431 |
| 55/64 | 0.859375 | 21.828 |
| 7/8 | 0.875000 | 22.225 |
| 57/64 | 0.890625 | 22.622 |
| 29/32 | 0.906250 | 23.019 |
| 59/64 | 0.921875 | 23.416 |
| 15/16 | 0.937500 | 23.813 |
| 61/64 | 0.953125 | 24.209 |
| 31/32 | 0.968750 | 24.606 |
| 63/64 | 0.984375 | 25.003 |

Standard Drill Sizes - Inches

| Drill Size | Dec Equiv | Drill Size | Dec Equiv | Drill Size | Dec Equiv |
|------------|-----------|------------|-----------|------------|-----------|
| 80 | 0.0135 | 31 | 0.12 | 5/16 | 0.3125 |
| 79 | 0.0145 | 1/8 | 0.125 | O | 0.316 |
| 1/64 | 0.0156 | 30 | 0.1285 | P | 0.323 |
| 78 | 0.016 | 29 | 0.136 | 21/64 | 0.3281 |
| 77 | 0.018 | 28 | 0.1405 | Q | 0.332 |
| 76 | 0.02 | 9/64 | 0.1406 | R | 0.339 |
| 75 | 0.021 | 27 | 0.144 | 11/32 | 0.3438 |
| 74 | 0.0225 | 26 | 0.147 | S | 0.348 |
| 73 | 0.024 | 25 | 0.1495 | T | 0.358 |
| 72 | 0.025 | 24 | 0.152 | 23/64 | 0.3594 |
| 71 | 0.026 | 23 | 0.154 | U | 0.368 |
| 70 | 0.028 | 5/32 | 0.1563 | 3/8 | 0.375 |
| 69 | 0.0292 | 22 | 0.157 | V | 0.377 |
| 68 | 0.031 | 21 | 0.159 | W | 0.386 |
| 1/32 | 0.0313 | 20 | 0.161 | 25/64 | 0.3906 |
| 67 | 0.032 | 19 | 0.166 | X | 0.397 |
| 66 | 0.033 | 18 | 0.1695 | Y | 0.404 |
| 65 | 0.035 | 11/64 | 0.1719 | 13/32 | 0.4063 |
| 64 | 0.036 | 17 | 0.173 | Z | 0.413 |
| 63 | 0.037 | 16 | 0.177 | 27/64 | 0.4219 |
| 62 | 0.038 | 15 | 0.18 | 7/16 | 0.4375 |
| 61 | 0.039 | 14 | 0.182 | 29/64 | 0.4531 |
| 60 | 0.04 | 13 | 0.185 | 15/32 | 0.4688 |
| 59 | 0.041 | 3/16 | 0.1875 | 31/64 | 0.4844 |
| 58 | 0.042 | 12 | 0.189 | 1/2 | 0.5 |
| 57 | 0.043 | 11 | 0.191 | 33/64 | 0.5156 |
| 56 | 0.0465 | 10 | 0.1935 | 17/32 | 0.5313 |
| 3/64 | 0.0469 | 9 | 0.196 | 35/64 | 0.5469 |
| 55 | 0.052 | 8 | 0.199 | 9/16 | 0.5625 |
| 54 | 0.055 | 7 | 0.201 | 37/64 | 0.5781 |
| 53 | 0.0595 | 13/64 | 0.2031 | 19/32 | 0.5938 |
| 1/16 | 0.0625 | 6 | 0.204 | 39/64 | 0.6094 |
| 52 | 0.0635 | 5 | 0.2055 | 5/8 | 0.625 |
| 51 | 0.067 | 4 | 0.209 | 41/64 | 0.6406 |
| 50 | 0.07 | 3 | 0.213 | 21/32 | 0.6563 |
| 49 | 0.073 | 7/32 | 0.2188 | 43/64 | 0.6719 |
| 48 | 0.076 | 2 | 0.221 | 11/16 | 0.6875 |
| 5/64 | 0.0781 | 1 | 0.228 | 45/64 | 0.7031 |
| 47 | 0.0785 | A | 0.234 | 23/32 | 0.7188 |
| 46 | 0.081 | 15/64 | 0.2344 | 47/64 | 0.7344 |
| 45 | 0.082 | B | 0.238 | 3/4 | 0.75 |
| 44 | 0.086 | C | 0.242 | 49/64 | 0.7656 |
| 43 | 0.089 | D | 0.246 | 25/32 | 0.7813 |
| 42 | 0.0935 | 1/4 (E) | 0.25 | 51/64 | 0.7969 |
| 3/32 | 0.0938 | F | 0.257 | 13/16 | 0.8125 |
| 41 | 0.096 | G | 0.261 | 53/64 | 0.8281 |
| 40 | 0.098 | 17/64 | 0.2656 | 27/32 | 0.8438 |
| 39 | 0.0995 | H | 0.266 | 55/64 | 0.8594 |
| 38 | 0.1015 | I | 0.272 | 7/8 | 0.875 |
| 37 | 0.104 | J | 0.277 | 57/64 | 0.8906 |
| 36 | 0.1065 | K | 0.281 | 29/32 | 0.9063 |
| 7/64 | 0.1094 | 9/32 | 0.2813 | 59/64 | 0.9219 |
| 35 | 0.11 | L | 0.29 | 15/16 | 0.9375 |
| 34 | 0.111 | M | 0.295 | 61/64 | 0.9531 |
| 33 | 0.113 | 19/64 | 0.2969 | 31/32 | 0.9688 |
| 32 | 0.116 | N | 0.302 | 63/64 | 0.9844 |

COMPUTER

| bit | byte | kilobyte | megabyte | gigabyte | terabyte |
|---------|----------|----------|----------|----------|----------|
| 1 | 1.25E-01 | 0.000122 | 1.19E-07 | 1.16E-10 | 1.14E-13 |
| 8 | 1 | 0.000977 | 9.54E-07 | 9.31E-10 | 9.10E-13 |
| 8192 | 1024 | 1 | 0.000977 | 9.54E-07 | 9.31E-10 |
| 8388608 | 1048576 | 1024 | 1 | 0.00098 | 9.54E-07 |
| 8.6E+09 | 1.07E+09 | 1048576 | 1024 | 1 | 0.000977 |
| 8.8E+12 | 1.10E+12 | 1.074E_9 | 1048576 | 1024 | 1 |



Pipe Sizes

www.edgecs.com

DATA FOR SCHEDULE STEEL PIPE

| Nom. Size In | Pipe Schedule | OD (in) | ID (in) | Pipe Wt (lbs/ft) | Pipe & Water Wt (lbs/ft) |
|-----------------|------------------|---------|---------|---------------------|-----------------------------------|
| 1/8 | 40 | 0.405 | 0.269 | 0.24 | 0.27 |
| | 80 | 0.405 | 0.215 | 0.31 | 0.33 |
| 1/4 | 40 | 0.54 | 0.364 | 0.42 | 0.47 |
| | 80 | 0.54 | 0.302 | 0.53 | 0.57 |
| 3/8 | 40 | 0.675 | 0.493 | 0.57 | 0.65 |
| | 80 | 0.675 | 0.423 | 0.74 | 0.8 |
| 1/2 | 40 | 0.84 | 0.622 | 0.85 | 0.98 |
| | 80 | 0.84 | 0.546 | 1.09 | 1.19 |
| | 160 | 0.84 | 0.464 | 1.31 | 1.38 |
| 3/4 | 40 | 1.05 | 0.824 | 1.13 | 1.36 |
| | 80 | 1.05 | 0.742 | 1.47 | 1.66 |
| | 160 | 1.05 | 0.612 | 1.94 | 2.07 |
| 1 | 40 | 1.315 | 1.049 | 1.68 | 2.05 |
| | 80 | 1.315 | 0.957 | 2.17 | 2.48 |
| | 160 | 1.315 | 0.815 | 2.84 | 3.07 |
| 1-1/4 | 40 | 1.66 | 1.38 | 2.27 | 2.92 |
| | 80 | 1.66 | 1.278 | 2.99 | 3.55 |
| | 160 | 1.66 | 1.16 | 3.76 | 4.22 |
| 1-1/2 | 40 | 1.9 | 1.61 | 2.71 | 3.6 |
| | 80 | 1.9 | 1.5 | 3.63 | 4.39 |
| | 160 | 1.9 | 1.338 | 4.85 | 5.46 |

DATA FOR SCHEDULE STEEL PIPE (contd)

| Nom. Size In | Pipe Schedule | OD (in) | ID (in) | Pipe Wt (lbs/ft) | Pipe & Water Wt (lbs/ft) |
|-----------------|------------------|---------|---------|---------------------|-----------------------------------|
| 2 | 40 | 2.375 | 2.067 | 3.65 | 5.1 |
| | 80 | 2.375 | 1.939 | 5.02 | 6.3 |
| | 160 | 2.375 | 1.687 | 7.45 | 8.42 |
| 2-1/2 | 40 | 2.875 | 2.469 | 5.79 | 7.86 |
| | 80 | 2.875 | 2.323 | 7.65 | 9.49 |
| | 160 | 2.875 | 2.125 | 10 | 11.54 |
| 3 | 40 | 3.5 | 3.068 | 7.57 | 10.77 |
| | 80 | 3.5 | 2.9 | 10.24 | 13.11 |
| | 160 | 3.5 | 2.624 | 14.31 | 16.65 |
| 3-1/2 | 40 | 4 | 3.548 | 9.1 | 13.39 |
| | 80 | 4 | 3.364 | 12.49 | 16.35 |
| | 160 | 4 | 3.064 | 17.63 | 21.3 |
| 4 | 40 | 4.5 | 4.026 | 10.78 | 14.97 |
| | 80 | 4.5 | 3.826 | 14.97 | 19.95 |
| | 120 | 4.5 | 3.624 | 18.98 | 23.45 |
| | 160 | 4.5 | 3.438 | 22.48 | 26.51 |
| 5 | 40 | 5.563 | 5.047 | 14.6 | 23.27 |
| | 80 | 5.563 | 4.813 | 20.75 | 28.64 |
| | 120 | 5.563 | 4.563 | 27.01 | 34.09 |
| | 160 | 5.563 | 4.313 | 32.92 | 39.26 |
| 6 | 40 | 6.625 | 6.065 | 18.95 | 31.48 |
| | 80 | 6.625 | 5.761 | 28.54 | 39.84 |

DATA FOR SCHEDULE STEEL PIPE (contd)

| Nom. Size In | Pipe Schedule | OD (in) | ID (in) | Pipe Wt (lbs/ft) | Pipe & Water Wt (lbs/ft) |
|-----------------|------------------|---------|---------|---------------------|-----------------------------------|
| 6 | 120 | 6.625 | 5.501 | 36.35 | 46.66 |
| | 160 | 6.625 | 5.187 | 45.3 | 54.47 |
| 8 | 20 | 8.625 | 8.125 | 22.34 | 44.82 |
| | 30 | 8.625 | 8.071 | 24.67 | 46.85 |
| | 40 | 8.625 | 7.981 | 28.52 | 50.21 |
| | 60 | 8.625 | 7.813 | 35.6 | 56.39 |
| | 80 | 8.625 | 7.625 | 43.34 | 63.14 |
| | 100 | 8.625 | 7.437 | 50.89 | 69.73 |
| | 120 | 8.625 | 7.187 | 60.65 | 78.23 |
| | 140 | 8.625 | 7.001 | 67.68 | 84.37 |
| | 160 | 8.625 | 6.813 | 74.61 | 90.42 |
| 10 | 20 | 10.75 | 10.25 | 28.01 | 63.78 |
| | 30 | 10.75 | 10.136 | 34.2 | 69.19 |
| | 40 | 10.75 | 10.02 | 40.44 | 74.63 |
| | 60 | 10.75 | 9.75 | 54.68 | 87.05 |
| | 80 | 10.75 | 9.562 | 64.36 | 95.5 |
| | 100 | 10.75 | 9.312 | 76.95 | 106.47 |
| | 120 | 10.75 | 9.062 | 89.2 | 117.16 |
| | 140 | 10.75 | 8.75 | 104.02 | 130.09 |
| | 160 | 10.75 | 8.5 | 115.52 | 140.13 |

COPPER TUBE (TYPE L)

| Nom. Tube Size | OD Tubing (in) | OD (in) | Wall Thicknes s (in) | Wt (lbs/ft) | Weight Water (lbs/ft) |
|-------------------|----------------------|---------|----------------------------|----------------|-----------------------------|
| 1/4 | 3/8 | 0.375 | 0.03 | 0.126 | 0.034 |
| 3/8 | 1/2 | 0.5 | 0.035 | 0.198 | 0.062 |
| 1/2 | 5/8 | 0.625 | 0.04 | 0.285 | 0.1 |
| 5/8 | 3/4 | 0.75 | 0.042 | 0.362 | 0.151 |
| 3/4 | 7/8 | 0.875 | 0.045 | 0.455 | 0.209 |
| 1 | 1-1/8 | 1.125 | 0.05 | 0.655 | 0.357 |
| 1-1/4 | 1-3/8 | 1.375 | 0.055 | 0.884 | 0.546 |
| 1-1/2 | 1-5/8 | 1.625 | 0.06 | 1.14 | 0.767 |
| 2 | 2-1/8 | 2.125 | 0.07 | 1.75 | 1.341 |
| 2-1/2 | 2-5/8 | 2.625 | 0.08 | 2.48 | 2.064 |
| 3 | 3-1/8 | 3.125 | 0.09 | 3.33 | 2.949 |
| 3-1/2 | 3-5/8 | 3.625 | 0.1 | 4.29 | 3.989 |
| 4 | 4-1/8 | 4.125 | 0.11 | 5.38 | 5.188 |
| 5 | 5-1/8 | 5.125 | 0.125 | 7.61 | 8.081 |
| 6 | 6-1/8 | 6.125 | 0.14 | 10.2 | 11.616 |
| 8 | 8-1/8 | 8.125 | 0.2 | 19.29 | 20.289 |
| 10 | 10-1/8 | 10.125 | 0.25 | 30.1 | 31.59 |
| 12 | 12-1/8 | 12.125 | 0.28 | 40.4 | 45.426 |

COPPER TUBE (TYPE K)

| Nom. Tube Size | OD Tubing (in) | OD (in) | Wall Thickness (in) | Wt (lbs/ft) | Weight Water (lbs/ft) |
|-------------------|----------------------|---------|---------------------------|----------------|-----------------------------|
| 1/4 | 3/8 | 0.375 | 0.035 | 0.145 | 0.032 |
| 3/8 | 1/2 | 0.5 | 0.005 | 0.269 | 0.055 |
| 1/2 | 5/8 | 0.625 | 0.049 | 0.344 | 0.094 |
| 5/8 | 3/4 | 0.75 | 0.049 | 0.418 | 0.144 |
| 3/4 | 7/8 | 0.875 | 0.065 | 0.641 | 0.188 |
| 1 | 1-1/8 | 1.125 | 0.065 | 0.839 | 0.337 |
| 1-1/4 | 1-3/8 | 1.375 | 0.065 | 1.04 | 0.527 |
| 1-1/2 | 1-5/8 | 1.625 | 0.072 | 1.36 | 0.743 |
| 2 | 2-1/8 | 2.125 | 0.083 | 2.06 | 1.31 |
| 2-1/2 | 2-5/8 | 2.625 | 0.095 | 2.92 | 2 |
| 3 | 3-1/8 | 3.125 | 0.109 | 4 | 2.96 |
| 3-1/2 | 3-5/8 | 3.625 | 0.12 | 5.12 | 3.9 |
| 4 | 4-1/8 | 4.125 | 0.134 | 6.51 | 5.06 |
| 5 | 5-1/8 | 5.125 | 0.16 | 9.67 | 8 |
| 6 | 6-1/8 | 6.125 | 0.192 | 13.87 | 11.2 |
| 8 | 8-1/8 | 8.125 | 0.271 | 25.9 | 19.5 |
| 10 | 10-1/8 | 10.125 | 0.338 | 40.3 | 30.423 |
| 12 | 12-1/8 | 12.125 | 0.405 | 57.8 | 43.675 |

RIGID STEEL (HEAVY DUTY) CONDUIT

| Conduit Size (Nominal) (in) | ID of Conduit (in) | OD of Conduit (in) | OD of Coupling (in) | Wt of Conduit (lbs/ft) | Max Wt of Conduit & Conductor Lead Covered (lbs/ft) | Not Lead Covered (lbs/ft) |
|--------------------------------------|--------------------------|--------------------------|---------------------------|------------------------------|---|---------------------------------|
| 1/2 | 0.622 | 0.84 | 1.063 | 0.85 | 1.2 | 1 |
| 3/4 | 0.824 | 1.05 | 1.297 | 1.13 | 1.8 | 1.4 |
| 1 | 1.049 | 1.315 | 1.563 | 1.68 | 2.6 | 2.3 |
| 1-1/4 | 1.38 | 1.66 | 1.969 | 2.28 | 4.3 | 3.6 |
| 1-1/2 | 1.61 | 1.9 | 2.234 | 2.73 | 5.9 | 4.5 |
| 2 | 2.067 | 2.375 | 2.719 | 3.68 | 8.5 | 7.2 |
| 2-1/2 | 2.469 | 2.875 | 3.313 | 5.82 | 11.5 | 10.2 |
| 3 | 3.068 | 3.5 | 3.938 | 7.62 | 16.5 | 14.5 |
| 3-1/2 | 3.548 | 4 | 4.438 | 9.2 | 19 | 17.5 |
| 4 | 4.026 | 4.5 | 4.938 | 10.89 | 24.8 | 21.5 |
| 5 | 5.047 | 5.563 | 6.296 | 14.81 | 35.9 | 30.8 |
| 6 | 6.065 | 6.625 | 7.358 | 19.19 | 50.7 | 43.4 |

INTERMEDIATE METALLIC CONDUIT (IMC)

| Conduit Size (Nominal) (in) | OD (in) | ID (in) | Wt of Conduit (lbs/ft) | Wt of Conduit & Conduct or (lbs/ft) |
|-----------------------------------|---------|---------|------------------------------|--|
| 1/2 | 0.815 | 0.745 | 0.6 | 0.12 |
| 3/4 | 1.029 | 0.954 | 0.82 | 1.13 |
| 1 | 1.29 | 1.205 | 1.16 | 1.82 |
| 1-1/4 | 1.638 | 1.553 | 1.5 | 2.67 |
| 1-1/2 | 1.883 | 1.793 | 1.82 | 3.42 |
| 2 | 2.36 | 2.266 | 2.42 | 5.04 |
| 2-1/2 | 2.857 | 2.727 | 4.01 | 7.75 |
| 3 | 3.476 | 3.346 | 4.43 | 10.69 |
| 3-1/2 | 3.971 | 3.841 | 5.73 | 13.46 |
| 4 | 4.466 | 4.336 | 6.38 | 16.37 |

ELECTRICAL METALLIC TUBING (EMT) - thin wall

| Tubing Size (Nominal) (in) | OD (in) | ID (in) | Wt of Tubing (lbs/ft) |
|----------------------------------|---------|---------|-----------------------------|
| 3/8 | 0.577 | 0.497 | 0.230 |
| 1/2 | 0.706 | 0.626 | 0.290 |
| 3/4 | 0.922 | 0.830 | 0.440 |
| 1 | 1.163 | 1.055 | 0.640 |
| 1-1/4 | 1.510 | 1.388 | 0.950 |
| 1-1/2 | 1.740 | 1.618 | 1.100 |
| 2 | 2.197 | 2.075 | 1.400 |
| 2-1/2 | 2.875 | 2.731 | 2.300 |
| 3 | 3.500 | 3.356 | 2.700 |
| 3-1/2 | 4.000 | 3.834 | 3.400 |
| 4 | 4.500 | 4.334 | 4.000 |

SCHEDULE 40: PVC PLASTIC PIPE

| Pipe Size (Nominal) (in) | OD (in) | ID (in) | Pipe Wt. (lbs/ft) | Pipe & Water Wt (lbs/ft) |
|--------------------------------|---------|---------|----------------------|-----------------------------------|
| 1/4 | 0.54 | 0.354 | 0.081 | 0.12 |
| 3/8 | 0.675 | 0.483 | 0.109 | 0.19 |
| 1/2 | 0.840 | 0.608 | 0.161 | 0.29 |
| 3/4 | 1.050 | 0.810 | 0.214 | 0.44 |
| 1 | 1.315 | 1.033 | 0.315 | 0.68 |
| 1-1/4 | 1.660 | 1.364 | 0.426 | 1.06 |
| 1-1/2 | 1.900 | 1.592 | 0.509 | 1.37 |
| 2 | 2.375 | 2.049 | 0.682 | 2.11 |
| 2-1/2 | 2.875 | 2.445 | 1.076 | 3.11 |
| 3 | 3.500 | 3.042 | 1.409 | 4.55 |
| 4 | 4.500 | 3.998 | 2.006 | 7.44 |
| 6 | 6.625 | 6.031 | 3.535 | 15.9 |
| 8 | 8.625 | 7.943 | 5.305 | 26.75 |
| 10 | 10.75 | 9.976 | 7.532 | 41.35 |

Spokane, WA 509-535-9841

Yakima, WA 509-248-1144

Billings, MT 406-248-7196

Gillette, WY 307-682-8522



APPLICATION FOR CREDIT

| | |
|--------------|----------------------|
| Acct# | _____ |
| Credit Limit | _____ |
| Class | _____ Branch # _____ |
| Sales Rep # | _____ ER _____ |

Company Name _____ Credit Limit Requested _____

Mailing Address _____ Phone () _____
Street City State Zip

Business Address _____ Phone () _____
Street City State Zip

Business License # _____ Federal ID # _____ Fax phone () _____

Contractors Bond # _____ Type of Business _____

Bond Company _____ If in Oregon CBC # _____

Type of Business Corporation _____ Partnership _____ Individual _____ Government _____

As Applicable, List name(s) and address(es) or Corporate Officers, Parnters, or Owners:

Name _____ Social Security # _____
Please print

Home Address _____ Phone () _____
Street City State Zip

Name _____ Social Security # _____
Please print

Home Address _____ Phone () _____
Street City State Zip

Name of Person Responsible for Accounts Payable _____

Date Business Established _____ # of Employees _____ # of Years at Present Location _____

Name of Bank _____ Branch _____ Checking Acct # _____

Have You Ever Filed Bankruptcy? NO _____ Yes _____ Under What Name _____ Date _____

Which Edge Construction Supply branch do you most often do business with?

___Spokane ___Billings ___Yakima ___Boise ___Eugene ___Gillette ___Medford ___Idaho Falls

* If out of town Contractor - what local job

Local Job Address _____ Phone () _____
Street City

Local Job Contact _____ Phone () _____

Trade References: (Must include complete address and phone number)

Company _____ Phone () _____

Address _____ Fax () _____
Street City

Company _____ Phone () _____

Address _____ Fax () _____
Street City



Account Agreement

In accordance with the Fair Credit Reporting Act, Public Law 9-508, Edge Construction Supply, ("Edge") may contact any banks and trade references and make all other credit inquiries it deems necessary and applicant authorizes the release of information to Edge. The information in the application is true and correct. Parties hereby agree that all purchases made are subject to the following terms and conditions as well as any terms and conditions stated on the invoices.

1. All sales will be C.O.D. until credit application is approved.
2. **The undersigned applicant agrees that the terms of sale are net 30 days.** If applicant fails to pay any invoices when due, applicant agrees to pay a late charge of 1 ½% per month or the maximum rate allowed by law, on any past due balance. Amounts are paid when Edge physically receives them, and not when they are deposited in the mail. If any amount owing to Edge is not paid when due, Edge may at its option: place the account on a cash basis, terminate any unfilled orders or discontinue any deliveries until all past due payments are made and adequate assurance of applicant's financial ability is received.
3. In case of default in relation to this agreement, the undersigned shall be responsible for all costs of collection, court costs, and/or attorney fees.
4. The undersigned applicant is obligated to pay for all goods purchased regardless of whether the applicant receives any payments due him for the subsequent sale of the goods. Invoices are not payable in installments, but are payable in full as stated in paragraph (2) above.
5. The undersigned applicant agrees to notify in writing any discrepancies in billing within 10 days of receipt of the invoice or statement. Applicant further agrees to notify Edge, of any defects, overstock, damages, non-conforming goods, or any other reason that would cause applicant to reject goods shipped by Edge within 7 business days of receipt of goods. Applicant's sole and exclusive remedy is replacement of the non-conforming goods or refund of the applicant's payment at Edge's sole option.
6. Edge may apply payments in its sole discretion unless applicant clearly indicates how funds are to be applied.
7. If applicant is a sole proprietorship or partnership, I (we) agree that in the event of incorporation, all terms of the agreement will apply to the corporation, including applicant's personal guarantee, unless applicant expressly notifies holder otherwise. Applicant shall notify seller at least 30 days prior to any change in its business structure, including the conversion from sole-proprietorship or partnership to a Corporation or Limited Liability Company ("LLC"). Notification shall be made in writing and mailed to the corporate offices of Edge Construction Supply, PO Box 3437, Spokane, WA 99220 by certified mail.
8. Any change in applicant's business structure shall not affect applicant's obligations under this agreement unless Edge agrees otherwise in writing. Applicant cannot transfer or assign the account relationship without Edge's prior written consent.

By signing here you agree to the terms on behalf of the applicant, which may be you.

| | | | |
|------------|-------|-------|-------|
| Signature | _____ | Title | _____ |
| Print Name | _____ | Date | _____ |
| Signature | _____ | Title | _____ |
| Print Name | _____ | Date | _____ |

PERSONAL GUARANTEE

To induce Edge Construction Supply Inc., to extend credit to the above named applicant and in consideration thereof, the undersigned, and if more than one, each of them jointly and severally, unconditionally personally guarantee the obligations of applicant to Edge including but not limited to the prompt payment of all present and future indebtedness, whether secured or unsecured and regardless of how the indebtedness is represented or incurred. The undersigned consents to any extension or alteration of any obligation and guarantees such without prior notice, demand or pursuit of remedies against the party primarily liable. This shall be an open, unlimited and continuing guarantee in effect until the undersigned has notified the creditor in writing of its cancellation, even in the event that applicant shall incorporate, but such cancellation shall not alter any obligation of the undersigned arising hereunder prior to receipt of such written notice. The undersigned further agrees to pay all reasonable costs, expenses, and attorney's fees incurred in the enforcement of this continuing guarantee, or in the enforcement of any obligation as a result of the extension of credit including but not limited to the collection of any past due indebtedness whether or not suite is filed. This agreement shall bind the heirs and personal representatives of the undersigned.

Further, the undersigned hereby consent(s) to Edge's use of a non-business consumer credit report on the undersigned in order to further evaluate the credit worthiness of the undersigned as principal(s), proprietor(s) and/or guarantor(s) in connection with the extension or continuation of the business credit as contemplated by this credit application. The undersigned hereby authorize(s) Edge to utilize a consumer credit report on the undersigned from time to time in connection with the extension or continuation of the business credit represented by the credit application. The undersigned as [an] individual(s) hereby knowingly consent(s) to the use of such credit report consistent with the Federal Fair Credit Reporting Act as contained in 15.U.S.C @ 1681 et seq.

By signing here you are agreeing to be a personal guarantor.

I personally guarantee payment of this account as set forth above on behalf of my marital community.

| | | | |
|------------|-------|-------|-------|
| Signature | _____ | Title | _____ |
| Print Name | _____ | Date | _____ |

I personally guarantee payment of this account as set forth above on behalf of my marital community.

| | | | |
|------------|-------|-------|-------|
| Signature | _____ | Title | _____ |
| Print Name | _____ | Date | _____ |

For faster steel construction use

lindapter[®]

Girder Clamps



- No drilling or welding
- Safe, fast installation
- Reduced labor costs
- Easy to adjust on-site
- No hot work permits
- Expert installation advice

www.LindapterUSA.com



also available

Hollo-Bolt[®]

by **lindapter**




Steel Connections



**Hollow Section (HSS)
Connections**



**Pipe / Conduit
Supports**



Steel Floor Connections



Available from Preferred Distributor for Northwest USA (WA, ID, OR, MT & WY)

T: 800-348-4808 (toll free) E: sales@edgecs.com W: www.edgecs.com



Construction Supply

RENTAL
SALES
REPAIR
ENGINEERING
TRAINING



Visit our website.



SPOKANE

800-348-4808
509-535-9841
509-534-3139 (fax)

BILLINGS

800-272-7196
406-248-7196
406-248-7269 (fax)

BOISE

800-528-5118
208-377-0158
208-377-0978 (fax)

IDAHO FALLS

208-522-7082
208-529-5456 (fax)

EUGENE

800-944-0165
541-342-3641
541-343-1753 (fax)

GILLETTE

800-670-6851
307-682-8522
307-682-8576 (fax)

MEDFORD

800-871-3919
541-779-0187
541-773-4599 (fax)

YAKIMA

800-243-5582
509-248-1144
509-575-4696 (fax)